

Nonlogarithmic divergence of a deflection angle by a marginally unstable photon sphere of the Damour-Solodukhin wormhole in a strong deflection limit

Naoki Tsukamoto^{1*}

¹*Department of General Science and Education,
National Institute of Technology,
Hachinohe College, Aomori 039-1192, Japan*

Static, spherically symmetric black holes and compact objects without an event horizon have unstable (stable) circular orbits of a light called photon (antiphoton) sphere. A Damour-Solodukhin wormhole has been suggested as a simple black hole mimicker and the difference of its metric tensors from a black hole is described by a dimensionless parameter λ . The wormhole with two flat regions has two photon spheres and an antiphoton sphere for $\lambda < \sqrt{2}/2$ and a photon sphere for $\lambda \geq \sqrt{2}/2$. When the parameter λ is $\sqrt{2}/2$, the photon sphere is marginally unstable because of degeneration of the photon spheres and antiphoton sphere. We investigate gravitational lensing by the wormhole in weak and strong gravitational fields. We find that the deflection angle of a light ray reflected by the marginally unstable photon sphere diverges nonlogarithmically in a strong deflection limit for $\lambda = \sqrt{2}/2$, while the deflection angle reflected by the photon sphere diverges logarithmically for $\lambda \neq \sqrt{2}/2$. We extend a strong deflection limit analysis for the nonlogarithmic divergence case. We expect that our method can be applied for gravitational lenses by marginally unstable photon spheres of various compact objects.

I. INTRODUCTION

Recently, LIGO and VIRGO Collaborations have reported the direct detection of gravitational waves from black holes [1, 2] and Event Horizon Telescope Collaboration has reported the ring image of supermassive black hole candidates at the center of a giant elliptical galaxy M87 [3]. The black holes and the other compact objects with a strong gravitational field described by general relativity will be more important to understand our universe.

It is well known that static, spherically symmetric compact objects have unstable (stable) circular photon orbit called photon (antiphoton) sphere [4, 5]. The upper bound of the radius of the (anti)photon sphere of the static, spherically symmetric black hole under the weak energy condition is given by $r = 3M$, where M is the mass of the black hole [6]. The (anti)photon sphere has important roles in several phenomena in a strong gravitational field: Light rays emitted by a source and reflected by the photon sphere make infinite number of dim images [7–18], which are named relativistic images in Ref. [14], on the both sides of the photon sphere and we can survey the compact object with the photon sphere by the images even if the compact objects themselves do not emit light rays. The photon sphere can be observed during a collapsing star to be a black hole [19–21]. The photon sphere has strong influence on the high-frequency behavior of the photon absorption cross section [22, 23] and the high-frequency spectrum of quasinormal modes of compact objects [24–26]. An observer moving on the photon sphere feels no centrifugal force and no gyroscopic precession [27–30] and it is the fastest way to circle a

static, spherically symmetric black hole for massless particles [31]. The photon sphere is correspond to Bondi's sonic horizon of a radial fluid [32–37].

Stability of light rings, i.e., circular photon orbits [38], of compact objects are an important property of the spacetime. Instability of the compact objects with the stable light rings has been concerned since they cause the slow decay of linear waves [39–41]. The numbers of light rings of stationary, axisymmetric compact objects without an event horizon under energy conditions are two at least, they are even number in general, and the inner light ring is stable [42]. Hod has shown that spherically symmetric compact objects without an event horizon have odd number light rings because of degeneration [43]. We note that we cannot apply the theorem of the number of the light rings for wormholes since a trivial topology has been assumed in Refs. [42, 43].

General relativity permits the wormholes which can have nontrivial topological structures [44, 45]. The wormholes have a throat which connects two regions of one universe or two universes. Gravitational lensing [5, 46, 47] is used to find dark gravitating objects like wormholes. However, we cannot distinguish the wormhole with a positive mass from other massive objects such as a black hole under a weak-field approximation. Therefore, we must rely on the observation near the throat or the photon sphere in a strong gravitational field such as gravitational lensing of light rays scatter by the throat or the photon sphere [17, 48–59], visualizations [60, 61], shadows in an accretion gas [62–64], wave optics [65], and gravitational waves [66] to distinguish wormhole from the other compact objects.

A Damour-Solodukhin wormhole [67] has been suggested as a black hole mimicker. Its metric was created by making a slight modification to the Schwarzschild metric and it can be the simplest metric among black

* tsukamoto@rikkyo.ac.jp

hole mimickers. The difference of the metric from the Schwarzschild spacetime is described by a positive dimensionless parameter λ . Lemos and Zaslavskii have pointed out that we can distinguish the wormhole from the black hole by a tidal force acting on a body near the throat even if the difference of the metric tensors of the wormhole from the black hole is small, i.e., $\lambda \ll 1$ [68]. Emissions from its accretion disk [69], quasinormal modes and gravitational waves [70, 71], images of its accretion disks [72], shadow [73], gravitational lensing [74–78], and particle collision [79] in the Damour-Solodukhin wormhole spacetime have been investigated.

Gravitational lensing in a strong deflection limit, which is a semianalytic formalism for gravitational lensing of a light ray reflected by the photon sphere, has been investigated by Bozza [16]. The deflection angle α_{def} of the light ray in the strong deflection limit has the following form

$$\alpha_{\text{def}}(b) = -\bar{a} \log\left(\frac{b}{b_m} - 1\right) + \bar{b} + O\left(\left(\frac{b}{b_m} - 1\right) \log\left(\frac{b}{b_m} - 1\right)\right) \quad (1.1)$$

or

$$\alpha_{\text{def}}(\theta) = -\bar{a} \log\left(\frac{\theta}{\theta_\infty} - 1\right) + \bar{b} + O\left(\left(\frac{\theta}{\theta_\infty} - 1\right) \log\left(\frac{\theta}{\theta_\infty} - 1\right)\right), \quad (1.2)$$

where b and b_m are the impact parameter and the critical impact parameter of the light ray, respectively, θ is an image angle, $\theta_\infty \equiv b_m/D_{OL}$ is the image angle of the photon sphere, where D_{OL} is a distance between an observer and a lens object, and \bar{a} is a positive parameter and \bar{b} is a parameter. We can assume that the impact parameter b is non-negative without loss of generality when we treat one light ray in a spherically symmetric spacetime. The analysis in the strong deflection limit has been improved [54, 57, 58, 80–85] and its relations to high-energy absorption cross section [86] and to quasinormal modes [87] have been investigated. Recently, Shaikh *et al.* have considered the deflection angle of light rays scattered by a photon sphere at the throat of a wormhole [58, 59].

The deflection angle of a light ray scattered by a photon sphere of the Damour-Solodukhin wormhole in the strong deflection limit was obtained by Nandi *et al.* [74], Ovgun [75], and Bhattacharya and Karimov [76] when the wormhole metric is similar to the black hole, i.e., for $\lambda < \sqrt{2}/2$. In Ref. [76], Bhattacharya and Karimov have pointed out that \bar{b} by Ovgun [75] is in error.

In this paper, firstly we reexamine the deflection angle of the light ray scattered by the photon spheres of the Damour-Solodukhin wormhole for $\lambda < \sqrt{2}/2$. We recover Bhattacharya and Karimov's result [76] and we give a small modification for calculation in [74]. Secondly we extend the analysis for $\lambda \geq \sqrt{2}/2$. The deflection angles diverge logarithmically in the strong deflection limit

if the dimensionless parameter $\lambda \neq \sqrt{2}/2$. Interestingly, we have found that the deflection angle of a light ray scattered by a marginally unstable photon sphere at the throat diverges nonlogarithmically for $\lambda = \sqrt{2}/2$. We construct the strong deflection limit analysis for the deflection angle with a nonlogarithmic divergence in the Damour-Solodukhin wormhole spacetime.

This paper is organized as follows. In Sec. II, we review the Damour-Solodukhin wormhole spacetime. In Secs. III and IV, we investigate the deflection angle and observables, respectively, in the strong deflection limit. We review the gravitational lensing under a weak-field approximation in Sec. V and we summarize our result in Sec. VI. In Appendixes A and B, the Arnowitt-Deser-Misner (ADM) masses and the violation of energy conditions of the Damour-Solodukhin wormhole are shown, respectively. In this paper we use the units in which a light speed and Newton's constant are unity.

II. DAMOUR-SOLODUKHIN WORMHOLE SPACETIME

In this section, we review the trajectory of a light ray and its deflection angle α_{def} in a Damour-Solodukhin wormhole spacetime [67] with a line element given by, in coordinates $(\tilde{t}, r, \vartheta, \varphi)$,

$$ds^2 = -\left(1 - \frac{2\tilde{M}}{r} + \lambda^2\right) d\tilde{t}^2 + \frac{dr^2}{1 - \frac{2\tilde{M}}{r}} + r^2 (d\vartheta^2 + \sin^2 \vartheta d\varphi^2), \quad (2.1)$$

where λ and \tilde{M} are positive parameters and the radial coordinate r is defined in a range $2\tilde{M} \leq r < \infty$. A throat exists at $r = r_{\text{th}} \equiv 2\tilde{M}$. The wormhole spacetime can take different values of the parameters \tilde{M} and λ in two asymptotically flat regions. For simplicity, we assume the equal parameters in the both regions. The line element is the same the one in the Schwarzschild spacetime in a limit $\lambda \rightarrow 0$ and it is the same as the static case of a Kerr-like wormhole [70]. Bozza has considered the deflection angle of a light ray in the strong deflection limit in a general asymptotically flat, static, and spherically symmetric spacetime with its metric tensor behaving

$$\lim_{r \rightarrow \infty} g_{tt} \rightarrow -\left(1 + \frac{2M}{r}\right), \quad (2.2)$$

$$\lim_{r \rightarrow \infty} g_{rr} \rightarrow 1 - \frac{2M}{r}, \quad (2.3)$$

$$\lim_{r \rightarrow \infty} g_{\vartheta\vartheta} = \lim_{r \rightarrow \infty} \frac{g_{\varphi\varphi}}{\sin^2 \vartheta} \rightarrow r^2, \quad (2.4)$$

where t is a time coordinate and M is a positive parameter [16]. The Damour-Solodukhin wormhole spacetime is an asymptotically flat, static, and spherically symmetric spacetime but the (\tilde{t}, \tilde{t}) -component of the metric tensor $g_{\tilde{t}\tilde{t}}$ (2.1) does not satisfy the assumption (2.2). We notice that (\tilde{t}, \tilde{t}) -component of the metric tensor $g_{\tilde{t}\tilde{t}}$ shown

in Eq. (2.1) behaving asymptotically

$$\lim_{r \rightarrow \infty} g_{\tilde{t}\tilde{t}} \rightarrow -(1 + \lambda^2) \quad (2.5)$$

is not suitable for a variable z defined in Sec. III. Thus, we introduce a new time coordinate t and a positive parameter M which are defined by

$$t \equiv \frac{\tilde{t}}{\sqrt{1 + \lambda^2}} \quad (2.6)$$

and

$$M \equiv \frac{\tilde{M}}{1 + \lambda^2}, \quad (2.7)$$

respectively, to satisfy the assumption (2.2). By using t and M , the line element (2.1) is rewritten in

$$ds^2 = -A(r)dt^2 + B(r)dr^2 + C(r)(d\vartheta^2 + \sin^2\vartheta d\varphi^2), \quad (2.8)$$

where $A(r)$, $B(r)$, and $C(r)$ are given by

$$A(r) \equiv 1 - \frac{2M}{r}, \quad (2.9)$$

$$B(r) \equiv \left[1 - \frac{2M(1 + \lambda^2)}{r}\right]^{-1}, \quad (2.10)$$

and

$$C(r) \equiv r^2, \quad (2.11)$$

respectively.¹ Notice that r_{th} is rewritten as $r_{\text{th}} = 2M(1 + \lambda^2)$. Since the spacetime is a static, spherically symmetric spacetime, there are time-translational and axial Killing vectors $t^\mu \partial_\mu = \partial_t$ and $\varphi^\mu \partial_\mu = \partial_\varphi$, respectively.

From $k^\mu k_\mu = 0$, where $k^\mu \equiv \dot{x}^\mu$ is the wave number of a light ray and where the dot denotes the differentiation with respect to an affine parameter, the trajectory of the light ray is obtained as

$$-A(r)\dot{t}^2 + B(r)\dot{r}^2 + C(r)\dot{\varphi}^2 = 0. \quad (2.12)$$

Here we have set $\vartheta = \pi/2$ without loss of generality. Equation (2.12) can be expressed as

$$\dot{r}^2 + \tilde{V}(r) = 0, \quad (2.13)$$

where the effective potential $\tilde{V}(r)$ is defined by

$$\tilde{V}(r) \equiv -\frac{E^2}{B(r)} \left(\frac{1}{A(r)} - \frac{b^2}{C(r)} \right), \quad (2.14)$$

where $b \equiv L/E$ is the impact parameter of the light ray and the conserved energy $E \equiv -g_{\mu\nu}t^\mu k^\nu$ and the conserved angular momentum $L \equiv g_{\mu\nu}\varphi^\mu k^\nu$ of the light ray

are constant along the trajectory. Since $\tilde{V}(r) \rightarrow E^2 > 0$ in spatial infinity $r \rightarrow \infty$, the light ray exists there.

By introducing a proper radial distance l from the throat given by

$$\begin{aligned} l &\equiv \int_{r_{\text{th}}}^r \sqrt{B(r)} dr \\ &= \sqrt{r^2 - 2M(1 + \lambda^2)} r \\ &\quad + M(1 + \lambda^2) \log \frac{r - M(1 + \lambda^2) + \sqrt{r^2 - 2M(1 + \lambda^2)}r}{M(1 + \lambda^2)}, \end{aligned} \quad (2.15)$$

the line element, the equation of trajectory of the light ray, and the effective potential are rewritten in

$$ds^2 = -\left(1 - \frac{2M}{r(l)}\right) dt^2 + dl^2 + r^2(l)(d\vartheta^2 + \sin^2\vartheta d\varphi^2), \quad (2.16)$$

$$\dot{l}^2 + \tilde{v}(l) = 0, \quad (2.17)$$

and

$$\tilde{v}(l) \equiv -E^2 \left(\frac{1}{A(l)} - \frac{b^2}{C(l)} \right), \quad (2.18)$$

respectively. Note that the proper radial distance l is defined in a range $-\infty < l < \infty$ and the throat is at $l = 0$.

From $\tilde{v} = \frac{d\tilde{v}}{dl} = 0$, we get the circular light orbits with $b = 2M(1 + \lambda^2)^{3/2}/\lambda$ and $b = 3\sqrt{3}M$ at $r = r_{\text{th}} = 2M(1 + \lambda^2)$ and $r = 3M$, respectively. From straightforward calculations, we obtain $\left.\frac{d^2\tilde{v}}{dl^2}\right|_{r=r_{\text{th}}} > 0$ for

$\lambda < \sqrt{2}/2$ and $\left.\frac{d^2\tilde{v}}{dl^2}\right|_{r=r_{\text{th}}} \leq 0$ for $\lambda \geq \sqrt{2}/2$. Therefore,

the throat is a photon (antiphoton) sphere for $\lambda > \sqrt{2}/2$ ($\lambda < \sqrt{2}/2$) and the photon sphere is marginally unstable for $\lambda = \sqrt{2}/2$. Figure 1 shows the dimensionless effective potential $v \equiv \tilde{v}/E^2$ for the (marginally unstable) photon sphere and antiphoton sphere. The circular orbit of a light ray with $b = 3\sqrt{3}$ at $r = 3M$ is unstable for $\lambda \leq \sqrt{2}/2$, i.e., it is a photon sphere. Notice that the wormhole has two asymptotically flat regions and it has two photon spheres at $r = 3M$ for $\lambda < \sqrt{2}/2$. The photon spheres at $r = 3M$ and the antiphoton sphere at the throat $r = r_{\text{th}} = 2M(1 + \lambda^2)$ degenerate to be a marginally unstable photon sphere at the throat just for $\lambda = \sqrt{2}/2$. The wormhole has only one photon sphere at the throat for $\lambda > \sqrt{2}/2$.

As shown Fig. 2, we can classify the light ray which coming from a spatial infinity into a falling case with $b < b_m$, a critical case with $b = b_m$, and a scattered case with $b > b_m$. Here the critical impact parameter b_m is defined by

$$b_m \equiv \lim_{r_0 \rightarrow r_m} b(r_0) = \sqrt{\frac{C_m}{A_m}}, \quad (2.19)$$

¹ The metric tensor (2.8) does not satisfy the condition (2.3) but it does not give us troubles to define the variable z .

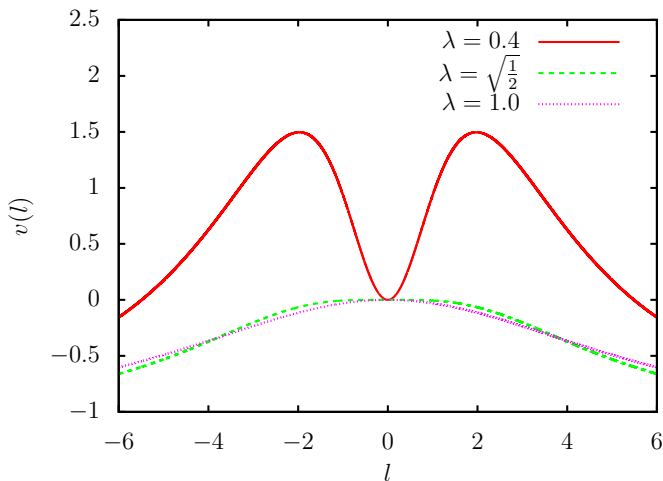


FIG. 1. A dimensionless effective potential $v(l)$ as a function of a proper distance l from the throat. It shows a (anti)photon sphere at the throat. The solid (red), broken (green), and dotted (magenta) curves denote the effective potential $v(l)$ when $\lambda = 0.4$, $\sqrt{2}/2$, and 1, respectively. We have set $M = 1$ and $b = 2M(1 + \lambda^2)^{3/2}/\lambda$.

where r_0 is the closest distance of the light ray and hereafter subscript m denotes quantities of the photon sphere at $r = r_m$.

We concentrate on the scattered case. In this case, a light ray comes from a spatial infinity, it is deflected by the wormhole at a reflection point $r = r_0$, and it goes back to the same spatial infinity. The reflection point is obtained as the largest positive solution of the equation $v(l) = 0$ or $V(r) = 0$. At the reflection point $r = r_0$, the equation of the trajectory (2.12) gives

$$A_0 \dot{t}_0^2 = C_0 \dot{\varphi}_0^2, \quad (2.20)$$

where the subscript 0 denotes the quantity at $r = r_0$. The impact parameter $b = b(r_0)$ is expressed by

$$b(r_0) = \frac{L}{E} = \frac{C_0 \dot{\varphi}_0}{A_0 \dot{t}_0} = \sqrt{\frac{C_0}{A_0}}. \quad (2.21)$$

Here we have used Eq. (2.20).

From Eq. (2.12), the deflection angle $\alpha_{\text{def}}(r_0)$ of the light ray as a function of the reflection point r_0 is obtained as

$$\alpha_{\text{def}}(r_0) \equiv I(r_0) - \pi, \quad (2.22)$$

where $I(r_0)$ is defined by

$$\begin{aligned} I(r_0) &\equiv 2 \int_{r_0}^{\infty} \frac{\sqrt{B(r)} dr}{\sqrt{C(r)} \sqrt{\frac{C(r)A_0}{A(r)C_0} - 1}} \\ &= 2 \int_{r_0}^{\infty} \frac{b dr}{C(r) \sqrt{-V(r)}} \\ &= 2 \int_{l_0}^{\infty} \frac{b dl}{C(l) \sqrt{-v(l)}}, \end{aligned} \quad (2.23)$$

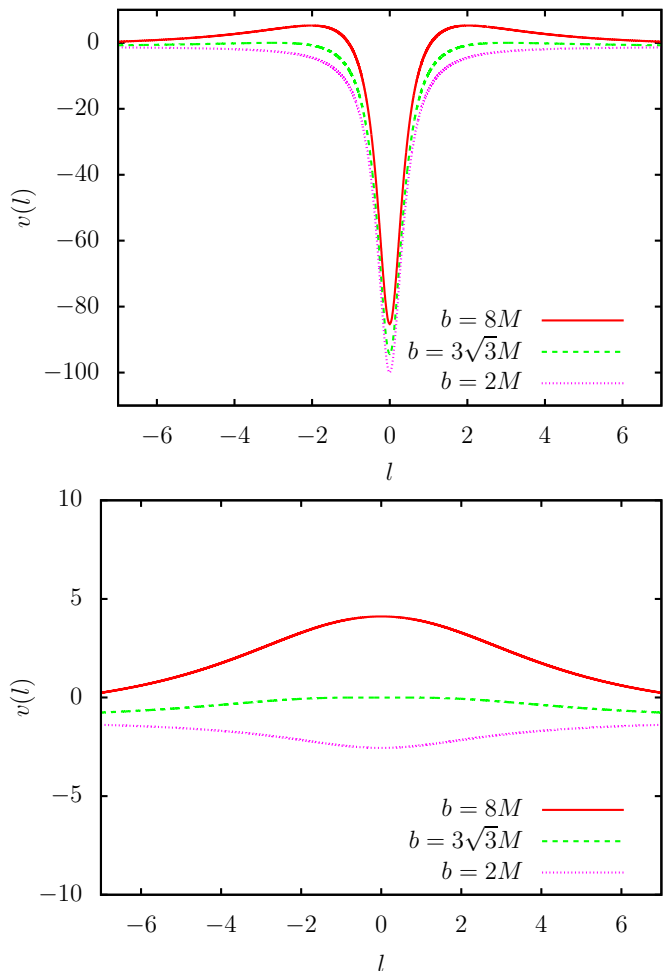


FIG. 2. A dimensionless effective potential $v(l)$ as a function of a proper distance l from the throat. The solid (red), broken (green), and dotted (magenta) curves denote the effective potential $v(l)$ in scattered ($b = 8M$), critical ($b = 3\sqrt{3}M$), and falling ($b = 2M$) cases, respectively. The upper and lower panels show cases with $\lambda = 0.1$ and $\lambda = \sqrt{2}/2$, respectively. All the cases, we have set $M = 1$. The effective potential $v(l)$ for $\lambda > \sqrt{2}/2$ has a quietly similar shape to the one for $\lambda = \sqrt{2}/2$.

where $V(r) \equiv \tilde{V}(r)/E^2$ is a dimensionless effective potential in the radial coordinate r and where $l_0 \equiv l(r)|_{r=r_0}$ is the position of the reflection point in the radial coordinate l .

III. DEFLECTION ANGLE IN A STRONG DEFLECTION LIMIT

In this section, we investigate the deflection angle in the strong deflection limit $r_0 \rightarrow r_m$ or $b \rightarrow b_m$. We treat it in the cases for $\lambda < \sqrt{2}/2$, $\lambda > \sqrt{2}/2$, and $\lambda = \sqrt{2}/2$ in this order. In the strong deflection limit $b \rightarrow b_m$, the deflection angle of the light ray in a strong deflection is

expressed by a following form [16]:²

$$\alpha_{\text{def}}(b) = -\bar{a} \log\left(\frac{b}{b_m} - 1\right) + \bar{b} + O\left(\left(\frac{b}{b_m} - 1\right) \log\left(\frac{b}{b_m} - 1\right)\right). \quad (3.1)$$

We introduce a variable z [16] defined by

$$z \equiv \frac{A(r) - A_0}{1 - A_0} = 1 - \frac{r_0}{r}. \quad (3.2)$$

$$\mathbf{A.} \quad \lambda < \sqrt{2}/2$$

In the case for $\lambda < \sqrt{2}/2$, the photon sphere is at $r = r_m = 3M$ and the critical impact parameter b_m is given by $b_m = 3\sqrt{3}M$. By using z , we rewrite $I(r_0)$ as

$$I(r_0) = \int_0^1 R(z, r_0) f(z, r_0) dz, \quad (3.3)$$

where $R(z, r_0)$ is given by

$$\begin{aligned} R(z, r_0) &\equiv \frac{2\sqrt{AB}}{A'C} (1 - A_0) \sqrt{C_0} \\ &= 2\sqrt{\frac{r_0 - 2M(1 - z)}{r_0 - 2M(1 + \lambda^2)(1 - z)}}, \end{aligned} \quad (3.4)$$

where $'$ is the differentiation with respect to r and $f(z, r_0)$ is given by

$$\begin{aligned} f(z, r_0) &\equiv \frac{1}{\sqrt{A_0 - [(1 - A_0)z + A_0] \frac{C_0}{C}}} \\ &= \frac{1}{\sqrt{\alpha_0 z + \beta_0 z^2 - \frac{2M}{r_0} z^3}}, \end{aligned} \quad (3.5)$$

and α_0 and β_0 are defined by

$$\alpha_0 = \alpha(r_0) \equiv 2 - \frac{6M}{r_0}, \quad (3.6)$$

$$\beta_0 = \beta(r_0) \equiv -1 + \frac{6M}{r_0}. \quad (3.7)$$

$R(z, r_0)$ is regular but $f(z, r_0)$ diverges in a limit $z \rightarrow 0$. We define $f_0(z, r_0)$ as

$$f_0(z, r_0) \equiv \frac{1}{\sqrt{\alpha_0 z + \beta_0 z^2}}. \quad (3.8)$$

Since $\alpha_m = 0$ and $\beta_m = 1$, the integral of $f_0(z, r_0)$ diverges in the strong deflection limit $r_0 \rightarrow r_m$. By using

$f_0(z, r_0)$, we separate $I(r_0)$ into a divergent part $I_D(r_0)$ and a regular part $I_R(r_0)$:

$$I(r_0) = I_D(r_0) + I_R(r_0), \quad (3.9)$$

where

$$I_D(r_0) = \int_0^1 R(0, r_m) f_0(z, r_0) dz, \quad (3.10)$$

$$I_R(r_0) = \int_0^1 g(z, r_0) dz, \quad (3.11)$$

where $g(z, r_0)$ is defined by

$$g(z, r_0) \equiv R(z, r_0) f(z, r_0) - R(0, r_m) f_0(z, r_0). \quad (3.12)$$

The divergent part $I_D(r_0)$ can be integrated and it becomes

$$I_D(r_0) = \frac{2R(0, r_m)}{\sqrt{\beta_0}} \log \frac{\sqrt{\beta_0} + \sqrt{\alpha_0 + \beta_0}}{\sqrt{\alpha_0}}. \quad (3.13)$$

We expand α_0 and β_0 in powers of $(r_0 - r_m)$:

$$\alpha_0 = \frac{2}{3M} (r_0 - r_m) + O((r_0 - r_m)^2), \quad (3.14)$$

$$\beta_0 = 1 + O(r_0 - r_m). \quad (3.15)$$

By substituting them into Eq. (3.13), we obtain

$$\begin{aligned} I_D(r_0) &= -\frac{2}{\sqrt{1 - 2\lambda^2}} \log\left(\frac{r_0}{r_m} - 1\right) + \frac{2 \log 2}{\sqrt{1 - 2\lambda^2}} \\ &\quad + O\left(\left(\frac{r_0}{r_m} - 1\right) \log\left(\frac{r_0}{r_m} - 1\right)\right). \end{aligned} \quad (3.16)$$

By using the impact parameter b expanded in powers of $(r_0 - r_m)$ obtained as

$$b = b_m + \frac{\sqrt{3}}{2M} (r_0 - r_m)^2 + O((r_0 - r_m)^3), \quad (3.17)$$

we can rewrite $I_D = I_D(b)$ as

$$\begin{aligned} I_D(b) &= -\frac{1}{\sqrt{1 - 2\lambda^2}} \log\left(\frac{b}{b_m} - 1\right) + \frac{\log 6}{\sqrt{1 - 2\lambda^2}} \\ &\quad + O\left(\left(\frac{b}{b_m} - 1\right) \log\left(\frac{b}{b_m} - 1\right)\right). \end{aligned} \quad (3.18)$$

The regular part $I_R(r_0)$ can be expanded in powers of $(r_0 - r_m)$ and it is expressed by

$$I_R(r_0) = \sum_{j=0}^{\infty} \frac{1}{j!} (r_0 - r_m)^j \int_0^1 \frac{\partial^j g}{\partial r_0^j} \Big|_{r_0=r_m} dz. \quad (3.19)$$

We are interested in $j = 0$ term:

$$\begin{aligned} I_R(r_0) &= \int_0^1 g(z, r_m) dz \\ &\quad + O\left(\left(\frac{r_0}{r_m} - 1\right) \log\left(\frac{r_0}{r_m} - 1\right)\right), \end{aligned} \quad (3.20)$$

² The subleading term is $O(b - b_m)$ in Ref. [16] but we should read it as $O\left(\left(\frac{b}{b_m} - 1\right) \log\left(\frac{b}{b_m} - 1\right)\right)$. See Refs. [54, 80, 88].

where $g(z, r_m)$ is given by

$$g(z, r_m) = \frac{2\sqrt{3+6z}}{z\sqrt{1-2\lambda^2+2(1+\lambda^2)z}\sqrt{3-2z}} - \frac{2}{z\sqrt{1-2\lambda^2}}. \quad (3.21)$$

Thus, we have obtained the deflection angle $\alpha_{\text{def}}(b)$ of the light ray in the strong deflection limit $b \rightarrow b_m$ in the form of Eq. (3.1) with

$$\bar{a} = \frac{1}{\sqrt{1-2\lambda^2}}, \quad (3.22)$$

$$\bar{b} = \frac{\log 6}{\sqrt{1-2\lambda^2}} + I_R - \pi. \quad (3.23)$$

This is the same as the deflection angle obtained by Bhattacharya and Karimov [76]. We plot \bar{a} and \bar{b} for $\lambda \neq \sqrt{2}/2$ in Fig. 3.

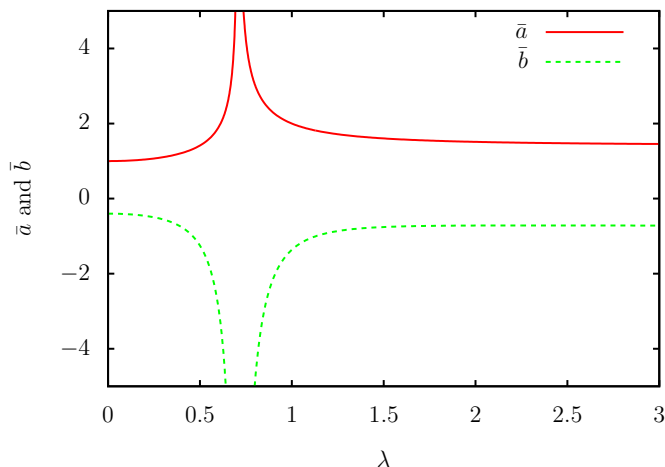


FIG. 3. \bar{a} and \bar{b} . The solid (red) and dashed (green) curves denote \bar{a} and \bar{b} , respectively. In a limit $\lambda \rightarrow \sqrt{2}/2$, we obtain $\bar{a} \rightarrow \infty$ and $\bar{b} \rightarrow -\infty$.

We comment on the details of earlier work on it. First, the deflection angle in the strong deflection limit was calculated by Nandi *et al.* [74]. They considered the metric tensor (2.1) in the coordinates $(\tilde{t}, r, \vartheta, \varphi)$ and they defined the variable³

$$z_{[74]} \equiv \frac{g_{\tilde{t}\tilde{t}}(r) - g_{\tilde{t}\tilde{t}}(r_0)}{1 - g_{\tilde{t}\tilde{t}}(r_0)} = \frac{2\tilde{M}}{2\tilde{M} - \lambda^2 r_0} \left(1 - \frac{r_0}{r}\right) \quad (3.24)$$

Note that the integration range of Eq. (2.10) in Ref. [74], $0 \leq z_{[74]} \leq 1$ should be modified to be

$$0 \leq z_{[74]} \leq \frac{2\tilde{M}}{2\tilde{M} - \lambda^2 r_0}. \quad (3.25)$$

³ Note that we use $(-, +, +, +)$, while Nandi *et al.* have used $(+, -, -, -)$ [74].

The error affects to \bar{b} and the difference is small when λ is small as shown Table I. Their results in Ref. [74] will be valid since they discussed in the case of $\lambda \ll 1$.

TABLE I. Parameters \bar{a} and \bar{b} as a function with respect to λ . We have obtained the same \bar{a} as Ref. [74]. We compare $\bar{b}_{[74]}$ obtained in Ref. [74] and \bar{b} obtained from Eq. (3.23).

λ	\bar{a}	$\bar{b}_{[74]}$	\bar{b}
0	1.0000	-0.4002	-0.4002
0.001	1.0000	-0.4002	-0.4002
0.01	1.0001	-0.4008	-0.4004
0.02	1.0004	-0.4028	-0.4007
0.03	1.0009	-0.4046	-0.4014
0.04	1.0016	-0.4105	-0.4022
0.05	1.0025	-0.4163	-0.4034

The deflection angle was calculated also by Ovgun [75], in the coordinates $(t, r, \varphi, \vartheta)$,

$$\bar{b} = \frac{\log(6)\sqrt{-2\lambda^2+1}}{\log(10)2\lambda^2-1} + r_m - \pi. \quad (3.26)$$

See Eq. (2.32) in Ref. [75]. Bhattacharya and Karimov pointed out that \bar{b} obtained in Ref. [75], i.e., Eq. (3.26), is in error [76].

B. $\lambda > \sqrt{2}/2$

We consider the case of $\lambda > \sqrt{2}/2$. In this case, the throat is the photon sphere at $r = r_m = r_{\text{th}} = 2M(1+\lambda^2)$ and the critical impact parameter is $b_m = 2M(1+\lambda^2)^{\frac{3}{2}}/\lambda$. We notice that the regular factor $R(z, r_m)$ is given by

$$R(z, r_m) = 2\sqrt{\frac{\lambda^2+z}{(1+\lambda^2)z}} \quad (3.27)$$

and the form of $z^{-\frac{1}{2}}$ is not suitable for analysis of the strong deflection limit. Thus, we express $I(r_0)$ as

$$I(r_0) = \int_0^1 S(z, r_0)h(z, r_0)dz, \quad (3.28)$$

where a new regular factor $S(z, r_0)$ and a new divergent factor $h(z, r_0)$ are given by

$$S(z, r_0) \equiv 2\sqrt{r_0 - 2M(1-z)} \quad (3.29)$$

and

$$h(z, r_0) \equiv \sqrt{\frac{1}{\gamma_0 z + \eta_0 z^2 + \left[-\frac{2M(r_0-r_m)}{r_0} + r_m\beta_0\right] z^3 - \frac{2Mr_m}{r_0} z^4}}, \quad (3.30)$$

where γ_0 and η_0 are defined as

$$\gamma_0 = \gamma(r_0) \equiv (r_0 - r_m)\alpha_0, \quad (3.31)$$

$$\eta_0 = \eta(r_0) \equiv (r_0 - r_m)\beta_0 + r_m\alpha_0. \quad (3.32)$$

Notice that $\alpha_m = (-1 + 2\lambda^2)/(1 + \lambda^2)$ and $\beta_m = (2 - \lambda^2)/(1 + \lambda^2)$ in the case of $\lambda > \sqrt{2}/2$. Since we obtain $\gamma_m = 0$ and $\eta_m = 2M(2\lambda^2 - 1)$, the integral of $h_0(z, r_0)$ defined as

$$h_0(z, r_0) \equiv \sqrt{\frac{1}{\gamma_0 z + \eta_0 z^2}} \quad (3.33)$$

gives the divergent part of $I(r_0)$ in the strong deflection limit $r_0 \rightarrow r_m$. We separate $I(r_0)$ into the divergent part $I_d(r_0)$ and a regular part $I_r(r_0)$, i.e.,

$$I(r_0) = I_d(r_0) + I_r(r_0), \quad (3.34)$$

where

$$I_d(r_0) = \int_0^1 S(0, r_m) h_0(z, r_0) dz, \quad (3.35)$$

$$I_r(r_0) = \int_0^1 k(z, r_0) dz. \quad (3.36)$$

Here, $k(z, r_0)$ is

$$k(z, r_0) \equiv S(z, r_0) h(z, r_0) - S(0, r_m) h_0(z, r_0). \quad (3.37)$$

The divergent part $I_d(r_0)$ can be integrated and we obtain

$$I_d(r_0) = \frac{2S(0, r_m)}{\sqrt{\eta_0}} \log \frac{\sqrt{\eta_0} + \sqrt{\gamma_0 + \eta_0}}{\sqrt{\gamma_0}}. \quad (3.38)$$

By substituting γ_0 and η_0 expanded in powers of $(r_0 - r_m)$ as

$$\gamma_0 = \alpha_m(r_0 - r_m) + O((r_0 - r_m)^2), \quad (3.39)$$

$$\eta_0 = 2M(2\lambda^2 - 1) + O(r_0 - r_m) \quad (3.40)$$

into Eq. (3.38), we obtain

$$I_d(r_0) = -\frac{2\lambda}{\sqrt{2\lambda^2 - 1}} \log \left(\frac{r_0}{r_m} - 1 \right) + \frac{4\lambda \log 2}{\sqrt{2\lambda^2 - 1}} + O \left(\left(\frac{r_0}{r_m} - 1 \right) \log \left(\frac{r_0}{r_m} - 1 \right) \right). \quad (3.41)$$

From the impact parameter b which is expanded in powers of $(r_0 - r_m)$ as

$$b = b_m + \frac{(2\lambda^2 - 1)\sqrt{1 + \lambda^2}}{2\lambda^3} (r_0 - r_m) + O((r_0 - r_m)^2), \quad (3.42)$$

we obtain $I_d = I_d(b)$ as

$$I_d(b) = -\frac{2\lambda}{\sqrt{2\lambda^2 - 1}} \log \left(\frac{b}{b_m} - 1 \right) + \frac{2\lambda}{\sqrt{2\lambda^2 - 1}} \log \frac{2(2\lambda^2 - 1)}{\lambda^2} + O \left(\left(\frac{b}{b_m} - 1 \right) \log \left(\frac{b}{b_m} - 1 \right) \right). \quad (3.43)$$

The regular part $I_r(r_0)$ can be expanded in powers of $(r_0 - r_m)$ as

$$I_r(r_0) = \sum_{j=0}^{\infty} \frac{1}{j!} (r_0 - r_m)^j \int_0^1 \frac{\partial^j k}{\partial r_0^j} \Big|_{r_0=r_m} dz \quad (3.44)$$

and the term of $j = 0$ gives

$$I_r(r_0) = \int_0^1 k(z, r_m) dz + O \left(\left(\frac{r_0}{r_m} - 1 \right) \log \left(\frac{r_0}{r_m} - 1 \right) \right), \quad (3.45)$$

where $k(z, r_m)$ is given by

$$k(z, r_m) = 2\sqrt{\frac{\lambda^2 + z}{(2\lambda^2 - 1)z^2 + (2 - \lambda^2)z^3 - z^4}} - \frac{2\lambda}{z\sqrt{2\lambda^2 - 1}}. \quad (3.46)$$

Therefore, we have obtained

$$\bar{a} = \frac{2\lambda}{\sqrt{2\lambda^2 - 1}}, \quad (3.47)$$

$$\bar{b} = \frac{2\lambda}{\sqrt{2\lambda^2 - 1}} \log \frac{2(2\lambda^2 - 1)}{\lambda^2} + I_r - \pi. \quad (3.48)$$

C. $\lambda = \sqrt{2}/2$

In the case of $\lambda = \sqrt{2}/2$, the throat corresponds with the photon sphere, i.e., $r_m = r_{\text{th}} = 3M$. The critical impact parameter b_m is given by $b_m = 3\sqrt{3}M$. From $\alpha_m = \gamma_m = \eta_m = 0$ and $\beta_m = 1$, when $r_0 = r_m$, the divergent factor $h(z, r_0)$ gives

$$h(z, r_m) = \sqrt{\frac{1}{3Mz^3 - 2Mz^4}} \quad (3.49)$$

and it causes the integral I to diverge as

$$I \sim z^{-\frac{1}{2}} \Big|_{z=0}. \quad (3.50)$$

This implies that $I(r_0)$ has the following form, in the strong deflection limit $r_0 \rightarrow r_m = 3M$,

$$I(r_0) = \frac{\mathcal{A}}{\sqrt{\frac{r_0}{r_m} - 1}} + \mathcal{B} + O \left(\sqrt{\frac{r_0}{r_m} - 1} \right), \quad (3.51)$$

where \mathcal{A} and \mathcal{B} are constant.

We separate the integral I as

$$I = I_{\mathcal{D}} + I_{\mathcal{R}}, \quad (3.52)$$

where a divergent part $I_{\mathcal{D}}$ and a regular part $I_{\mathcal{R}}$ are defined by

$$I_{\mathcal{D}} \equiv \int_0^1 S(0, r_m) h(z, r_m) dz, \quad (3.53)$$

$$I_{\mathcal{R}} \equiv \int_0^1 q(z, r_0) dz, \quad (3.54)$$

respectively, and where

$$q(z, r_0) \equiv S(z, r_0)h(z, r_0) - S(0, r_m)h(z, r_m). \quad (3.55)$$

The divergent part $I_{\mathcal{D}}$ can be integrated as

$$\begin{aligned} I_{\mathcal{D}} &\sim \frac{4}{\sqrt{3z}} \Big|_{z=0} - \frac{4}{3} \\ &= \frac{4\sqrt{3}}{3\sqrt{\frac{r_0}{r_m} - 1}} - \frac{4}{3} + O\left(\sqrt{\frac{r_0}{r_m} - 1}\right). \end{aligned} \quad (3.56)$$

From Eq. (3.17), $I_{\mathcal{D}} = I_{\mathcal{D}}(b)$ is given by

$$I_{\mathcal{D}}(b) = \frac{2^{\frac{7}{4}}3^{-\frac{1}{4}}}{\left(\frac{b}{b_m} - 1\right)^{\frac{1}{4}}} - \frac{4}{3} + O\left(\left(\frac{b}{b_m} - 1\right)^{\frac{3}{4}}\right) \quad (3.57)$$

The regular part $I_{\mathcal{R}}(r_0)$ can be expanded in powers of $(r_0 - r_m)$ as

$$I_{\mathcal{R}}(r_0) = \sum_{j=0}^{\infty} \frac{1}{j!} (r_0 - r_m)^j \int_0^1 \frac{\partial^j q}{\partial r_0^j} \Big|_{r_0=r_m} dz \quad (3.58)$$

and the term of $j = 0$ gives

$$I_{\mathcal{R}}(r_0) = \int_0^1 q(z, r_m) dz + O\left(\sqrt{\frac{r_0}{r_m} - 1}\right), \quad (3.59)$$

where $q(z, r_m)$ is given by

$$q(z, r_m) = \frac{2(\sqrt{1+2z} - 1)}{z\sqrt{3z - 2z^2}}. \quad (3.60)$$

We obtain $I_{\mathcal{R}}(r_m) = 2.3671$ in a numerical calculation. Therefore, the deflection angle of the light in the strong deflection limit is obtained as

$$\alpha_{\text{def}}(b) = \frac{\bar{c}}{\left(\frac{b}{b_m} - 1\right)^{\frac{1}{4}}} + \bar{d} + O\left(\left(\frac{b}{b_m} - 1\right)^{\frac{3}{4}}\right) \quad (3.61)$$

where \bar{c} and \bar{d} are given by

$$\begin{aligned} \bar{c} &\equiv 2^{\frac{7}{4}}3^{-\frac{1}{4}} = 2.5558 \\ \bar{d} &\equiv -\frac{4}{3} + I_{\mathcal{R}}(r_m) - \pi = -2.1078. \end{aligned} \quad (3.62)$$

IV. OBSERVABLES IN THE STRONG DEFLECTION LIMIT

We consider a small angle lens equation [89]

$$D_{\text{LS}}\bar{\alpha} = D_{\text{OS}}(\theta - \phi), \quad (4.1)$$

where D_{LS} and D_{OS} are angular distances between a lens object and a source object and between the observer and the source object, respectively, $\bar{\alpha}$ is an effective deflection angle defined by

$$\bar{\alpha} \equiv \alpha_{\text{def}} \bmod 2\pi, \quad (4.2)$$

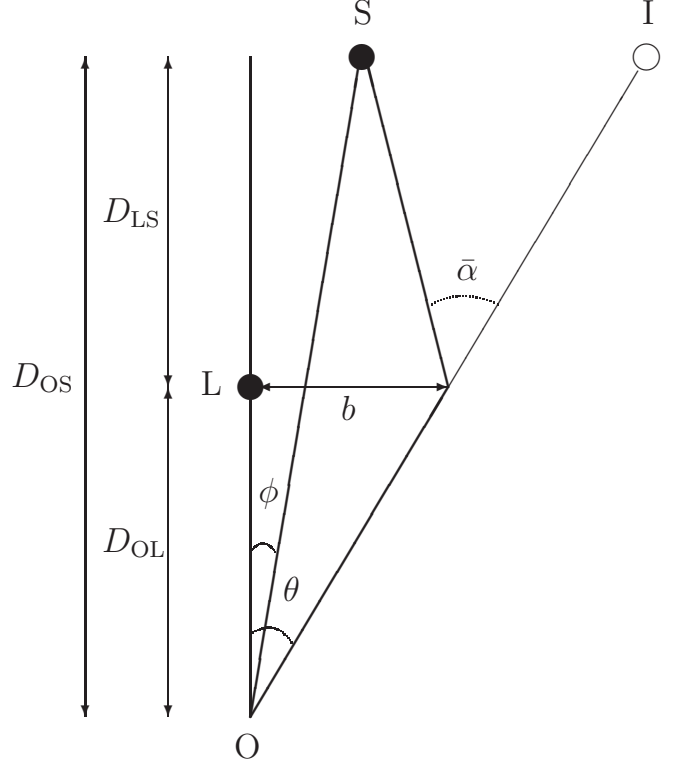


FIG. 4. Lens configuration. A light ray, which is emitted by a source S with a source angle ϕ and reflected by a lens L with a deflection angle α_{def} and an impact parameter b , reaches an observer O. The observer sees an image I with an image angle θ . Here, $\bar{\alpha} = \alpha_{\text{def}} - 2\pi n$ is the effective deflection angle of the light with a winding number n . D_{OS} , D_{LS} , and $D_{\text{OL}} = D_{\text{OS}} - D_{\text{LS}}$ are distances between the observer and the source, the lens and the source, and the observer and the lens, respectively.

θ is an image angle, and ϕ is a source angle as shown Fig. 4. Here, we have assumed that all the angles are small, i.e., $\bar{\alpha}, \theta, \phi \ll 1$. Under the assumption, an impact parameter b is expressed by $b = \theta D_{\text{OL}}$, where $D_{\text{OL}} = D_{\text{OS}} - D_{\text{LS}}$ is an angular distance between the observer and the lens.

We can express the deflection angle α_{def} of a light ray which rotates around the photon sphere n times as

$$\alpha_{\text{def}} = \bar{\alpha} + 2\pi n, \quad (4.3)$$

where the winding number n is a positive integer in this section and $n = 0$ in Sec. V. We define θ_n^0 as

$$\alpha_{\text{def}}(\theta_n^0) = 2\pi n. \quad (4.4)$$

We expand the deflection angle $\alpha_{\text{def}}(\theta)$ around $\theta = \theta_n^0$ as

$$\begin{aligned} \alpha_{\text{def}}(\theta) &= \alpha_{\text{def}}(\theta_n^0) + \frac{d\alpha_{\text{def}}}{d\theta} \Big|_{\theta=\theta_n^0} (\theta - \theta_n^0) \\ &\quad + O\left((\theta - \theta_n^0)^2\right). \end{aligned} \quad (4.5)$$

A. $\lambda \neq \sqrt{2}/2$

For $\lambda \neq \sqrt{2}/2$, we can rewrite the deflection angle in the strong deflection limit as

$$\alpha_{\text{def}}(\theta) = -\bar{a} \log\left(\frac{\theta}{\theta_\infty} - 1\right) + \bar{b} + O\left(\left(\frac{\theta}{\theta_\infty} - 1\right) \log\left(\frac{\theta}{\theta_\infty} - 1\right)\right), \quad (4.6)$$

where $\theta_\infty \equiv b_m/D_{\text{OL}}$ is the image angle of the photon sphere⁴. In this case, we obtain

$$\left.\frac{d\alpha_{\text{def}}}{d\theta}\right|_{\theta=\theta_n^0} = -\frac{\bar{a}}{\theta_n^0 - \theta_\infty} \quad (4.7)$$

and, from Eqs. (4.4) and (4.6),

$$\theta_n^0 = \left[1 + \exp\left(\frac{\bar{b} - 2\pi n}{\bar{a}}\right)\right] \theta_\infty. \quad (4.8)$$

We consider the solution $\theta = \theta_n$ of the lens equation (4.1) for the light ray with the winding number n . From Eqs. (4.3)-(4.5), (4.7), and (4.8), we get

$$\bar{\alpha}(\theta_n) = \frac{\bar{a} e^{-\frac{\bar{b} + 2\pi n}{\bar{a}}}}{\theta_\infty} (\theta_n^0 - \theta_n). \quad (4.9)$$

From Eqs. (4.1) and (4.9), we obtain the image angle

$$\theta_n(\phi) \sim \theta_n^0 + \frac{\theta_\infty e^{\frac{\bar{b} - 2\pi n}{\bar{a}}} D_{\text{OS}}(\phi - \theta_n^0)}{\bar{a} D_{\text{LS}}} \quad (4.10)$$

and its Einstein ring angle θ_{En} as

$$\theta_{\text{En}} \equiv \theta_n(0) = \theta_n^0 \left[1 - \frac{\theta_\infty e^{\frac{\bar{b} - 2\pi n}{\bar{a}}} D_{\text{OS}}}{\bar{a} D_{\text{LS}}}\right]. \quad (4.11)$$

We get the magnification of the image

$$\begin{aligned} \mu_n &\equiv \frac{\theta_n}{\phi} \frac{d\theta_n}{d\phi} \\ &\sim \frac{\theta_\infty^2 D_{\text{OS}} \left(1 + e^{\frac{\bar{b} - 2\pi n}{\bar{a}}}\right) e^{\frac{\bar{b} - 2\pi n}{\bar{a}}}}{\bar{a} D_{\text{LS}} \phi}, \end{aligned} \quad (4.12)$$

the sum of the magnifications of the infinite numbers of images

$$\sum_{n=1}^{\infty} \mu_n \sim \frac{\theta_\infty^2 D_{\text{OS}} \left(1 + e^{\frac{2\pi}{\bar{a}}} + e^{\frac{\bar{b}}{\bar{a}}}\right) e^{\frac{\bar{b}}{\bar{a}}}}{\bar{a} D_{\text{LS}} \phi \left(e^{\frac{4\pi}{\bar{a}}} - 1\right)}, \quad (4.13)$$

the magnification without the outermost image

$$\sum_{n=2}^{\infty} \mu_n \sim \frac{\theta_\infty^2 D_{\text{OS}} \left(e^{\frac{4\pi}{\bar{a}}} + e^{\frac{2\pi}{\bar{a}}} + e^{\frac{\bar{b}}{\bar{a}}}\right) e^{\frac{\bar{b} - 4\pi}{\bar{a}}}}{\bar{a} D_{\text{LS}} \phi \left(e^{\frac{4\pi}{\bar{a}}} - 1\right)}, \quad (4.14)$$

⁴ It is known that Eq. (4.6) is a good approximation in some examples by comparing the exact deflection angle even if the winding number $n = 1$. See Ref. [90] as an example.

and the ratio of the magnification of the outermost image to the others

$$r \equiv \frac{\mu_1}{\sum_{n=2}^{\infty} \mu_n} \sim \frac{\left(e^{\frac{4\pi}{\bar{a}}} - 1\right) \left(e^{\frac{2\pi}{\bar{a}}} + e^{\frac{\bar{b}}{\bar{a}}}\right)}{e^{\frac{4\pi}{\bar{a}}} + e^{\frac{2\pi}{\bar{a}}} + e^{\frac{\bar{b}}{\bar{a}}}}. \quad (4.15)$$

The difference of the image angles between the outermost images and the photon sphere is obtained as

$$s \equiv \theta_1 - \theta_\infty \sim \theta_1^0 - \theta_\infty^0 = \theta_\infty e^{\frac{\bar{b} - 2\pi}{\bar{a}}}. \quad (4.16)$$

B. $\lambda = \sqrt{2}/2$

For $\lambda = \sqrt{2}/2$, the deflection angle in the strong deflection limit can be expressed by

$$\alpha_{\text{def}}(\theta) = \frac{\bar{c}}{\left(\frac{\theta}{\theta_\infty} - 1\right)^{\frac{3}{4}}} + \bar{d} + O\left(\left(\frac{\theta}{\theta_\infty} - 1\right)^{\frac{3}{4}}\right) \quad (4.17)$$

In this case, we obtain

$$\left.\frac{d\alpha_{\text{def}}}{d\theta}\right|_{\theta=\theta_n^0} = -\frac{\bar{c}}{4\theta_\infty} \left(\frac{\theta_n^0}{\theta_\infty} - 1\right)^{-\frac{5}{4}} \quad (4.18)$$

and, from Eqs. (4.4) and (4.17),

$$\theta_n^0 = \left[1 + \left(\frac{\bar{c}}{2\pi n - \bar{d}}\right)^4\right] \theta_\infty. \quad (4.19)$$

Thus, from Eqs. (4.3)-(4.5), (4.18), and (4.19), the effective deflection angle is obtained by

$$\bar{\alpha}(\theta_n) = \frac{(2\pi n - \bar{d})^5}{4\theta_\infty \bar{c}^4} (\theta_n^0 - \theta_n). \quad (4.20)$$

From Eqs. (4.1) and (4.20), we get the image angle with the winding number n

$$\theta_n(\phi) \sim \theta_n^0 + \frac{4\bar{c}^4 D_{\text{OS}} \theta_\infty (\phi - \theta_n^0)}{(2\pi n - \bar{d})^5 D_{\text{LS}}} \quad (4.21)$$

and the Einstein ring angle

$$\theta_{\text{En}} \equiv \theta_n(0) \sim \theta_n^0 \left[1 - \frac{4\bar{c}^4 D_{\text{OS}} \theta_\infty}{(2\pi n - \bar{d})^5 D_{\text{LS}}}\right]. \quad (4.22)$$

Therefore, we obtain the magnification of the image

$$\mu_n \equiv \frac{\theta_n}{\phi} \frac{d\theta_n}{d\phi} \sim \frac{4\bar{c}^4 D_{\text{OS}} \theta_\infty^2 F(n)}{D_{\text{LS}} \phi}, \quad (4.23)$$

where $F(n)$ defined by

$$F(n) \equiv \frac{1 + \left(\frac{\bar{c}}{2\pi n - \bar{d}}\right)^4}{(2\pi n - \bar{d})^5} \quad (4.24)$$

can be calculated numerically. We can calculate the magnification of the infinite number of images

$$\sum_{n=1}^{\infty} \mu_n \sim \frac{4\bar{c}^4 D_{\text{OS}} \theta_\infty^2}{D_{\text{LS}} \phi} \sum_{n=1}^{\infty} F(n) \quad (4.25)$$

and the sum of the magnifications of the images without the outermost image

$$\sum_{n=2}^{\infty} \mu_n \sim \frac{4\bar{c}^4 D_{\text{OS}} \theta_{\infty}^2}{D_{\text{LS}} \phi} \sum_{n=2}^{\infty} F(n), \quad (4.26)$$

where

$$\sum_{n=1}^{\infty} F(n) \sim 2.6077 \times 10^{-5}, \quad (4.27)$$

$$\sum_{n=2}^{\infty} F(n) \sim 1.8303 \times 10^{-6}. \quad (4.28)$$

Therefore, the ratio of the magnifications of the outermost image to the other images is obtained as

$$r = \frac{\mu_1}{\sum_{n=2}^{\infty} \mu_n} \sim \frac{F(1)}{\sum_{n=2}^{\infty} F(n)} = 13.248, \quad (4.29)$$

where we have used

$$F(1) \sim 2.4247 \times 10^{-5}. \quad (4.30)$$

The difference of the image angles between the outermost images and the photon sphere is

$$s = \theta_1 - \theta_{\infty} \sim \theta_1^0 - \theta_{\infty}^0 = \left(\frac{\bar{c}}{2\pi - d} \right)^4 \theta_{\infty}. \quad (4.31)$$

V. GRAVITATIONAL LENS UNDER THE WEAK-FIELD APPROXIMATION

Under a weak-field approximation $M/r_0 \ll 1$, the line element is given by

$$ds^2 = - \left(1 - \frac{2M}{r} \right) dt^2 + \left[1 + \frac{2M(1+\lambda^2)}{r} \right] dr^2 + r^2 (d\vartheta^2 + \sin^2 \vartheta d\varphi^2). \quad (5.1)$$

From Eq. (8.5.8) in Ref. [91], the deflection angle α_{def} of a light ray is obtained as

$$\alpha_{\text{def}} = \frac{4M_*}{r_0} + O \left(\left(\frac{M_*}{r_0} \right)^2 \right) \quad (5.2)$$

where M_* is

$$M_* \equiv M \left(1 + \frac{\lambda^2}{2} \right). \quad (5.3)$$

From Eq. (2.21), $b/r_0 = 1 + O(M/r_0)$ is satisfied. Thus, the deflection angle is rewritten as

$$\alpha_{\text{def}} = \frac{4M_*}{b} + O \left(\left(\frac{M_*}{b} \right)^2 \right). \quad (5.4)$$

This is the same as Eq. (2.21) in Ref. [75].

From Eqs. (4.3), (5.4), $n = 0$, and $b = \theta D_{\text{OL}}$, the solution $\theta = \theta_{\pm 0}(\phi)$ of the lens equation (4.1) is given by

$$\theta_{\pm 0}(\phi) = \frac{1}{2} \left(\phi \pm \sqrt{\phi^2 + 4\theta_{\text{E0}}^2} \right), \quad (5.5)$$

where θ_{E0} is the angle of an Einstein ring defined as

$$\theta_{\text{E0}} \equiv \theta_{+0}(0) = \sqrt{\frac{4M_* D_{\text{LS}}}{D_{\text{OS}} D_{\text{OL}}}}. \quad (5.6)$$

Notice that $\theta_{-0}(\phi)$ has a negative value and its impact parameter is also negative. We obtain the magnifications of the images

$$\begin{aligned} \mu_{\pm 0} &\equiv \frac{\theta_{\pm 0}}{\phi} \frac{d\theta_{\pm 0}}{d\phi} \\ &= \frac{1}{4} \left(2 \pm \frac{\phi}{\sqrt{\phi^2 + 4\theta_{\text{E0}}^2}} \pm \frac{\sqrt{\phi^2 + 4\theta_{\text{E0}}^2}}{\phi} \right) \end{aligned} \quad (5.7)$$

and its total magnification

$$\begin{aligned} \mu_{0\text{tot}} &\equiv |\mu_{+0}| + |\mu_{-0}| \\ &= \frac{1}{2} \left(\frac{\phi}{\sqrt{\phi^2 + 4\theta_{\text{E0}}^2}} + \frac{\sqrt{\phi^2 + 4\theta_{\text{E0}}^2}}{\phi} \right). \end{aligned} \quad (5.8)$$

VI. DISCUSSION AND CONCLUSION

From Secs. I to IV, we have concentrated on an infinite number of images with positive impact parameters b or positive image angles θ_n . The each image has a partner with a negative impact parameter. The image angle θ_{-n} and the magnification μ_{-n} of the partner of the image with θ_n are given by $\theta_{-n} \sim -\theta_n$ and $\mu_{-n} \sim -\mu_n$, respectively. Thus, the diameter of the pair images on a sky is obtained as $\theta_n - \theta_{-n} \sim 2\theta_n$ and the total magnification of the pair images is given by $\mu_{n\text{tot}} \equiv |\mu_n| + |\mu_{-n}| \sim 2|\mu_n|$. The observables and the parameters \bar{a} , \bar{b} , \bar{c} , and \bar{d} of the deflection angle in the strong deflection limit are summarized in Table II.

As shown in Sec V, the gravitational lensing under the weak-field approximation is not characterized by M but M_* . Under an assumption that M_* is constant, the size of the photon sphere θ_{∞} monotonically decreases as λ increases from 0 to $\sqrt{2}$ and θ_{∞} monotonically increases as λ increases from $\sqrt{2}$ to ∞ . The minimal value of θ_{∞} is given by $3\sqrt{6}M_*/(4D_{\text{OL}})$ for $\lambda = \sqrt{2}$.⁵

We summarize our result. We have shown that the Damour-Solodukhin wormhole with two flat regions has two photon spheres and an antiphoton sphere for $\lambda < \sqrt{2}/2$ and only one photon sphere for $\lambda \geq \sqrt{2}/2$ and the photon sphere is marginally unstable when $\lambda = \sqrt{2}/2$.

⁵ When M is constant, the size of the photon sphere θ_{∞} monotonically increases as λ increases from 0 to ∞ and it takes a constant and minimum value $3\sqrt{3}M/D_{\text{OL}}$ for $\lambda \leq \sqrt{2}/2$.

TABLE II. Parameters \bar{a} , \bar{b} , \bar{c} , and \bar{d} in the deflection angle in the strong deflection limit, the diameters of the innermost ring $2\theta_\infty$, and the outermost ring $2\theta_{E1}$ among rings scattered by the photon sphere, the difference of the radii of the outermost ring and the innermost ring $s = \theta_{E1} - \theta_\infty$, the magnification of the pair images of the outermost ring $\mu_{1\text{tot}} \sim 2|\mu_1|$, the ratio of the magnification of the outermost ring to the other rings $r = \mu_1 / \sum_{n=2}^{\infty} \mu_n$ for given λ . Here we have set $D_{\text{OS}} = 16\text{kpc}$, $D_{\text{OL}} = 8\text{kpc}$, $D_{\text{LS}} = D_{\text{OS}} - D_{\text{OL}} = 8\text{kpc}$, $M_* = M(1 + \lambda^2/2) = 4 \times 10^6 M_\odot$, and the source angle $\phi = 1$ arcsecond for $\mu_{1\text{tot}}$. Notice that the diameter of the Einstein ring $2\theta_{E0} = 2.8618$ arcsecond and the magnification of a pair of images $\mu_{0\text{tot}} = 1.6807$ for the source angle $\phi = 1$ arcsecond do not depend on λ under the weak-field approximation since we make M_* constant. We find that $2\theta_\infty$ monotonically decreases as λ increases from 0 to $\sqrt{2}$ and it monotonically increases as λ increases from $\sqrt{2}$ to ∞ if M_* is constant.

λ	0	0.4	0.6	0.7	$\sqrt{2}/2$	0.71	0.8	1	$\sqrt{2}$	5
\bar{a}	1.0000	1.2127	1.8898	7.0711	--	15.681	3.0237	2.000	1.6330	1.4286
\bar{b}	-0.4002	-0.7591	-2.8784	-40.837	--	-116.02	-4.8720	-1.3632	-0.77941	-0.7264
\bar{c}	--	--	--	--	2.5558	--	--	--	--	--
\bar{d}	--	--	--	--	-2.1078	--	--	--	--	--
$2\theta_\infty$ [μas]	51.580	47.759	43.712	41.430	41.264	41.197	39.485	37.436	36.473	38.993
$2\theta_{E1}$ [μas]	51.645	47.903	44.055	41.483	41.619	41.214	40.472	38.254	36.955	39.282
s [μas]	0.032277	0.071785	0.17145	0.026439	0.17758	0.0084446	0.49338	0.40913	0.24135	0.14423
$\mu_{1\text{tot}} \times 10^{17}$	1.6163	2.7495	3.8755	0.15039	3.4162	0.021521	6.4033	7.5878	5.2960	3.8453
r	535.16	177.42	26.996	1.4330	13.248	0.49297	7.1431	22.604	46.476	80.886

We have reexamined that deflection angle in the strong deflection limit for $\lambda < \sqrt{2}/2$ and we have extent the analysis for $\lambda = \sqrt{2}/2$ and $\lambda > \sqrt{2}/2$. We have found that the deflection angle of a light ray reflected by the marginally unstable photon sphere diverges nonlogarithmically in the strong deflection limit for $\lambda = \sqrt{2}/2$, while the deflection angle of the light reflected by the photon sphere diverges logarithmically for $\lambda \neq \sqrt{2}/2$. We expect that our method can be applied for gravitational lenses by marginally unstable photon spheres of various compact objects.

ACKNOWLEDGEMENTS

The author thanks R. Izmailov, K. K. Nandi, A. Övgün, and an anonymous referee for their useful comments.

Appendix A: Arnowitt-Deser-Misner masses

Wormholes have two ADM masses since the ADM mass is defined in every asymptotically flat region [92]. For simplicity, we have assumed the equal ADM masses of the Damour-Solodukhin wormhole. See Visser [44] for the details of the mass of the wormholes.

We show that $M_{\text{ADM}} = M(1 + \lambda^2)$ is the ADM mass of the wormhole. By using a radial coordinate r_* , which is given by

$$r_* \equiv \frac{1}{2} \left[r - M(1 + \lambda^2) + \sqrt{r^2 - 2M(1 + \lambda^2)r} \right] \quad (\text{A1})$$

or

$$r = r_* \left[1 + \frac{M(1 + \lambda^2)}{2r_*} \right]^2, \quad (\text{A2})$$

the line element (5.1) under the weak field approximation is rewritten as

$$ds^2 = - \left(1 - \frac{2M}{r(r_*)} \right) dt^2 + \left[1 + \frac{2M(1 + \lambda^2)}{r_*} \right] [dr_*^2 + r_*^2 (d\vartheta^2 + \sin^2 \vartheta d\varphi^2)]. \quad (\text{A3})$$

We consider the hypersurfaces Σ_t , which are surfaces of constant t with a unit normal $n_\alpha = -(1 - M/r)\partial_\alpha t$. The induced metric on Σ_t is obtained as

$$h_{ab}dy^a dy^b = \left[1 + \frac{2M(1 + \lambda^2)}{r_*} \right] [dr_*^2 + r_*^2 (d\vartheta^2 + \sin^2 \vartheta d\varphi^2)]. \quad (\text{A4})$$

The induced metric on a two-sphere S_t at $r_* = R_t$ with a unit normal $r_a = [1 + M(1 + \lambda^2)/r_*] \partial_a r_*$ is

$$\sigma_{AB}d\theta^A d\theta^B = \left[1 + \frac{2M(1 + \lambda^2)}{R_t} \right] R_t^2 (d\vartheta^2 + \sin^2 \vartheta d\varphi^2). \quad (\text{A5})$$

The extrinsic curvature of S_t embedded in Σ_t is obtained as $k = \sigma^{AB}k_{AB} = r^a|_a = 2[R_t - 2M(1 + \lambda^2)]/R_t^2$, where $|_a$ is the covariant differentiation on Σ_t . The extrinsic curvature of S_t embedded in flat space is given

by $k_0 = 2 [R_t - M(1 + \lambda^2)] / R_t^2$. The ADM mass is obtained as

$$\begin{aligned} M_{\text{ADM}} &\equiv -\frac{1}{8\pi} \lim_{S_t \rightarrow \pm\infty} \oint_{S_t} (k - k_0) \sqrt{\sigma} d^2\theta \\ &= M(1 + \lambda^2), \end{aligned} \quad (\text{A6})$$

where $\sigma = R_t^4 \sin^2 \vartheta$. Therefore, the ADM mass is not M but $M(1 + \lambda^2)$.

Appendix B: Violation of energy conditions

The Ricci tensor and Ricci scalar are given by

$$\mathcal{R}_{tt} = -\frac{M^2 \lambda^2}{r^3 (2M - r)}, \quad (\text{B1})$$

$$\mathcal{R}_{rr} = -\frac{(2r - 3M)M\lambda^2}{r(r - 2M)^2 [r - 2M(1 + \lambda^2)]}, \quad (\text{B2})$$

$$\mathcal{R}_{\vartheta\vartheta} = -\frac{\lambda^2 M}{2M - r}, \quad (\text{B3})$$

$$\mathcal{R}_{\varphi\varphi} = \sin^2 \vartheta \mathcal{R}_{\vartheta\vartheta}. \quad (\text{B4})$$

and

$$\mathcal{R} = -\frac{2M^2 \lambda^2}{r^2 (r - 2M)^2}, \quad (\text{B5})$$

respectively. The Einstein tensor is given by

$$G^t_t = 0, \quad (\text{B6})$$

$$G^r_r = -\frac{2M\lambda^2}{r^2(r - 2M)}, \quad (\text{B7})$$

$$G^\vartheta_\vartheta = G^\varphi_\varphi = \frac{M(r - M)\lambda^2}{r^2(r - 2M)^2}. \quad (\text{B8})$$

The nonzero components of the stress energy tensor \mathcal{T}^μ_ν are $\mathcal{T}^t_t = -\rho$, $\mathcal{T}^r_r = p$, and $\mathcal{T}^\vartheta_\vartheta = \mathcal{T}^\varphi_\varphi = p_T$, where ρ is the energy density, p is the radial pressure, and p_T is the tangential pressure.

From the Einstein equation $G^\mu_\nu = 8\pi\mathcal{T}^\mu_\nu$, we obtain

$$\rho = 0, \quad (\text{B9})$$

$$p = -\frac{M\lambda^2}{4\pi r^2 (r - 2M)}, \quad (\text{B10})$$

$$p_T = \frac{M(r - M)\lambda^2}{8\pi r^2 (r - 2M)^2}. \quad (\text{B11})$$

The weak, null, and strong energy conditions [44] are violated everywhere because of $\rho + p < 0$.

-
- [1] B. P. Abbott *et al.* [LIGO Scientific and Virgo Collaborations], Phys. Rev. Lett. **116**, 061102 (2016).
[2] B. P. Abbott *et al.* [LIGO Scientific and Virgo Collaborations], Phys. Rev. X **9**, 031040 (2019).
[3] K. Akiyama *et al.* [Event Horizon Telescope Collaboration], Astrophys. J. **875**, L1 (2019).
[4] C. M. Claudel, K. S. Virbhadrha and G. F. R. Ellis, J. Math. Phys. **42**, 818 (2001).
[5] V. Perlick, Living Rev. Relativity **7**, 9 (2004).
[6] S. Hod, Phys. Lett. B **727**, 345 (2013).
[7] Y. Hagihara, Jpn. J. Astron. Geophys., **8**, 67 (1931).
[8] C. Darwin, Proc. R. Soc. Lond. A **249**, 180 (1959).
[9] R. d' E. Atkinson, Astron. J. **70**, 517 (1965).
[10] J.-P. Luminet, Astron. Astrophys. **75**, 228 (1979).
[11] H. C. Ohanian, Am. J. Phys. **55**, 428 (1987).
[12] R. J. Nemiroff, Am. J. Phys. **61**, 619 (1993).
[13] S. Frittelli, T. P. Kling, and E. T. Newman, Phys. Rev. D **61**, 064021 (2000).
[14] K. S. Virbhadrha and G. F. R. Ellis, Phys. Rev. D **62**, 084003 (2000).
[15] V. Bozza, S. Capozziello, G. Iovane, and G. Scarpetta, Gen. Relativ. Gravit. **33**, 1535 (2001).
[16] V. Bozza, Phys. Rev. D **66**, 103001 (2002).
[17] V. Perlick, Phys. Rev. D **69**, 064017 (2004).
[18] V. Bozza, Gen. Relativ. Gravit. **42**, 2269 (2010).
[19] W. L. Ames and K. S. Thorne, Astrophys. J. **151**, 659 (1968).
[20] J. L. Synge, Mon. Not. Roy. Astron. Soc. **131**, no. 3, 463 (1966).
[21] H. Yoshino, K. Takahashi, and K. i. Nakao, Phys. Rev. D **100**, 084062 (2019).
[22] N. G. Sanchez, Phys. Rev. D **18**, 1030 (1978).
[23] Y. Decanini, A. Folacci, and B. Raffaelli, Phys. Rev. D **81**, 104039 (2010).
[24] W. H. Press, Astrophys. J. **170**, L105 (1971).
[25] C. J. Goebel, Astrophys. J. **172**, L95 (1972).
[26] B. Raffaelli, Gen. Rel. Grav. **48**, 16 (2016).
[27] M. A. Abramowicz and A. R. Prasanna, Mon. Not. Roy. Astr. Soc. **245**, 720 (1990).
[28] M. A. Abramowicz, Mon. Not. Roy. Astr. Soc. **245**, 733 (1990).
[29] B. Allen, Nature **347**, 615 (1990).
[30] W. Hasse and V. Perlick, Gen. Relativ. Gravit. **34**, 415 (2002).
[31] S. Hod, Phys. Rev. D **84**, 104024 (2011).
[32] P. Mach, E. Malec, and J. Karkowski, Phys. Rev. D **88**, 084056 (2013).
[33] E. Chaverra and O. Sarbach, Class. Quant. Grav. **32**, 155006 (2015).
[34] M. Cvetič, G. W. Gibbons, and C. N. Pope, Phys. Rev. D **94**, 106005 (2016).
[35] Y. Koga and T. Harada, Phys. Rev. D **94**, 044053 (2016).
[36] Y. Koga and T. Harada, Phys. Rev. D **98**, 024018 (2018).
[37] Y. Koga, Phys. Rev. D **99**, 064034 (2019).
[38] Y. Koga and T. Harada, Phys. Rev. D **100**, 064040 (2019).
[39] J. Keir, Class. Quant. Grav. **33**, 135009 (2016).
[40] V. Cardoso, L. C. B. Crispino, C. F. B. Macedo, H. Okawa, and P. Pani, Phys. Rev. D **90**, 044069 (2014).
[41] P. V. P. Cunha, E. Berti, and C. A. R. Herdeiro, Phys. Rev. Lett. **119**, 251102 (2017).
[42] P. V. P. Cunha, C. A. R. Herdeiro, and E. Radu, Phys.

- Rev. D **96**, 024039 (2017).
- [43] S. Hod, Phys. Lett. B **776**, 1 (2018).
- [44] M. Visser, *Lorentzian Wormholes: From Einstein to Hawking* (American Institute of Physics, Woodbury, NY, 1995).
- [45] M. S. Morris and K. S. Thorne, Am. J. Phys. **56**, 395 (1988).
- [46] P. Schneider, J. Ehlers, and E. E. Falco, *Gravitational Lenses* (Springer-Verlag, Berlin, 1992).
- [47] P. Schneider, C. S. Kochanek, and J. Wambsganss, *Gravitational Lensing: Strong, Weak and Micro, Lecture Notes of the 33rd Saas-Fee Advanced Course*, edited by G. Meylan, P. Jetzer, and P. North (Springer-Verlag, Berlin, 2006).
- [48] L. Chetouani and G. Clément, Gen. Relativ. Gravit. **16**, 111 (1984).
- [49] K. K. Nandi, Y. Z. Zhang, and A. V. Zakharov, Phys. Rev. D **74**, 024020 (2006).
- [50] T. Muller, Phys. Rev. D **77**, 044043 (2008).
- [51] N. Tsukamoto and T. Harada, Phys. Rev. D **95**, 024030 (2017).
- [52] N. Tsukamoto, T. Harada, and K. Yajima, Phys. Rev. D **86**, 104062 (2012).
- [53] V. Perlick, AIP Conf. Proc. **1577**, 94 (2015).
- [54] N. Tsukamoto, Phys. Rev. D **94**, 124001 (2016).
- [55] K. K. Nandi, R. N. Izmailov, A. A. Yanbekov, and A. A. Shayakhmetov, Phys. Rev. D **95**, 104011 (2017).
- [56] N. Tsukamoto, Phys. Rev. D **95**, 084021 (2017).
- [57] R. Shaikh, P. Banerjee, S. Paul, and T. Sarkar, Phys. Rev. D **99**, 104040 (2019).
- [58] R. Shaikh, P. Banerjee, S. Paul, and T. Sarkar, JCAP **1907**, 028 (2019).
- [59] R. Shaikh, P. Banerjee, S. Paul, and T. Sarkar, Phys. Lett. B **789**, 270 (2019) Erratum: [Phys. Lett. B **791**, 422 (2019)].
- [60] T. Muller, Am. J. Phys. **72**, 1045,(2004).
- [61] O. James, E. von Tunzelmann, P. Franklin, and K. S. Thorne, Am. J. Phys. **83**, 486 (2015).
- [62] T. Ohgami and N. Sakai, Phys. Rev. D **91**, 124020 (2015).
- [63] T. Ohgami and N. Sakai, Phys. Rev. D **94**, 064071 (2016).
- [64] M. Kuniyasu, K. Nanri, N. Sakai, T. Ohgami, R. Fukushige, and S. Komura, Phys. Rev. D **97**, 104063 (2018).
- [65] Y. Nambu, S. Noda, and Y. Sakai, Phys. Rev. D **100**, 064037 (2019).
- [66] V. Cardoso, E. Franzin and P. Pani, Phys. Rev. Lett. **116**, no. 17, 171101 (2016) Erratum: [Phys. Rev. Lett. **117**, 089902 (2016)].
- [67] T. Damour and S. N. Solodukhin, Phys. Rev. D **76**, 024016 (2007)
- [68] J. P. S. Lemos and O. B. Zaslavskii, Phys. Rev. D **78**, 024040 (2008).
- [69] R. K. Karimov, R. N. Izmailov, and K. K. Nandi, Eur. Phys. J. C **79**, 952 (2019).
- [70] P. Bueno, P. A. Cano, F. Goelen, T. Hertog, and B. Vercnocke, Phys. Rev. D **97**, 024040 (2018).
- [71] S. H. Volkel and K. D. Kokkotas, Class. Quant. Grav. **35**, 105018 (2018).
- [72] S. Paul, R. Shaikh, P. Banerjee, and T. Sarkar, JCAP **03**, 055 (2020).
- [73] M. Amir, K. Jusufi, A. Banerjee, and S. Hansraj, Class. Quant. Grav. **36**, no. 21, 215007 (2019).
- [74] K. K. Nandi, R. N. Izmailov, E. R. Zhdanov, and A. Bhattacharya, JCAP **1807**, 027 (2018).
- [75] A. Ovgun, Phys. Rev. D **98**, 044033 (2018).
- [76] A. Bhattacharya and R. K. Karimov, arXiv:1811.00768 [gr-qc].
- [77] A. Ovgun, arXiv:1811.06870 [gr-qc].
- [78] A. Ovgun, Universe **5**, 115 (2019).
- [79] N. Tsukamoto and T. Kokubu, Phys. Rev. D **101**, 044030 (2020).
- [80] N. Tsukamoto, Phys. Rev. D **95**, 064035 (2017).
- [81] E. F. Eiroa, G. E. Romero, and D. F. Torres, Phys. Rev. D **66**, 024010 (2002).
- [82] V. Bozza, F. De Luca, G. Scarpetta, and M. Sereno, Phys. Rev. D **72**, 083003 (2005). [gr-qc/0507137].
- [83] V. Bozza, F. De Luca, and G. Scarpetta, Phys. Rev. D **74**, 063001 (2006).
- [84] V. Bozza and G. Scarpetta, Phys. Rev. D **76**, 083008 (2007).
- [85] A. Ishihara, Y. Suzuki, T. Ono, and H. Asada, Phys. Rev. D **95**, 044017 (2017).
- [86] S. W. Wei, Y. X. Liu, and H. Guo, Phys. Rev. D **84**, 041501 (2011).
- [87] I. Z. Stefanov, S. S. Yazadjiev, and G. G. Gylchev, Phys. Rev. Lett. **104**, 251103 (2010).
- [88] S. V. Iyer and A. O. Petters, Gen. Rel. Grav. **39**, 1563 (2007).
- [89] V. Bozza, Phys. Rev. D **78**, 103005 (2008).
- [90] N. Tsukamoto, T. Kitamura, K. Nakajima, and H. Asada, Phys. Rev. D **90**, 064043 (2014).
- [91] S. Weinberg, "Gravitation and Cosmology : Principles and Applications of the General Theory of Relativity," John Wiley & Sons, New York, USA, 1972.
- [92] E. Poisson, *A Relativist's Toolkit: The Mathematics of Black-Hole Mechanics*, (Cambridge University Press, Cambridge, 2004).