

Safe Learning MPC with Limited Model Knowledge and Data

Aaron Kandel and Scott J. Moura

Abstract—This paper presents a general framework for safe learning and control (LaC) using stochastic MPC and distributionally robust optimization (DRO). This work is motivated by several open challenges in LaC literature. In particular, many control-theoretic LaC methods require subject matter expertise in order to translate their own safety guarantees, often manifested as preexisting data of safe trajectories or model knowledge. In this paper, we focus on LaC where the controller is applied directly to a system of which it has no direct experience. This challenges the status-quo of requiring subject matter expertise and is consistent with the concept of zero-shot learning, a popular test-case for machine learning models where experiments occur entirely on out-of-sample data. We show under basic and limited assumptions on the underlying problem, we can translate probabilistic guarantees on feasibility to general nonlinear systems using existing results in stochastic MPC and DRO literature. We also present a coupled and intuitive formulation for persistence of excitation (PoE), and illustrate the connection between PoE and applicability of the proposed method. Our case studies of vehicle obstacle avoidance and safe extreme fast charging of lithium-ion batteries reveal powerful empirical results supporting the underlying DRO theory.

Index Terms—learning, adaptive control, data-driven control, robust optimization, model-predictive control, energy systems, lithium-ion battery, vehicle autonomy

I. INTRODUCTION

THIS paper presents a novel application of Wasserstein ambiguity sets to robustify model-based reinforcement learning (MBRL) and learning and control (LaC) in safety-critical applications. Here, we define safety as the ability of the control policy to satisfy constraints. Translating safety to online reinforcement learning (RL) algorithms is a notoriously difficult open challenge in relevant literature. This paper is motivated by unsolved shortcomings of many existing means to address this challenge, particularly a strong and often optimistic dependence on subject matter expertise. Two overarching examples include (i) assumed knowledge of underlying dynamics, and (ii) preexisting data of safe trajectories.

The LaC problem space borrows many concepts from historical research on stochastic optimal control, a field which dates back decades to the original linear-quadratic Gaussian problem [1]. The key underlying concept relates to uncertainty, and how we can accommodate limited or imperfect knowledge of the underlying dynamics. The rise in popularity of MPC

has created a new application for these robust and stochastic control principles. For instance, foundational work by Kothare et al. addresses uncertainty in MPC optimization with linear matrix inequalities by allowing the state transition matrices to vary in time within a convex polytope [2].

Within the past few years, stochastic optimal control has become connected to ongoing research in the burgeoning field of LaC. Here, researchers seek guarantees on safety and performance when learning and controlling a dynamical system simultaneously. For a review of current state of the art methods in learning and control which utilize MPC, we direct the reader to a thorough review by Hewing et al. [3]. This type of problem presents a nuanced and complex challenge for a host of reasons. Safety and feasibility pose significant barriers for proper implementation of such algorithms. Moreover, balancing the exploration-exploitation tradeoff inherent to simultaneous control and model identification has presented researchers with a host of unique problems which form a primary focus of research in active learning. Work by Dean et al., for instance, explores safety and persistence of excitation for a learned constrained linear-quadratic regulator [4].

MPC is a highly popular use case for learning and control problems, and provides an intuitive bridge between longstanding adaptive control theory and new developments and explorations. For instance, recent work has investigated recursive feasibility for adaptive MPC controllers based on recursive least-squares [5] and set-membership parameter identification [6], although similar papers frequently possess limitations including a dependence on linear dynamical models. Rosolia and Borrelli derive recursive feasibility and performance guarantees for a learned episodic MPC controller [7]. Koller et al. also address the safety of a learned MPC controller when imperfect model knowledge and safe control exists [8].

We note that Control Lyapunov function and control barrier function [9]–[11] based approaches have further strengthened the connection between classical adaptive control and more modern approaches akin to popular model-based reinforcement learning (RL) problems. Recent work by Westenbrouk et al. has even explored coupling such nonlinear control methods with a policy optimization scheme [12].

In the space of RL, safe LaC has become a burgeoning area of study. For broad discussion and categorization of classical methods, Garcia et al. provide a comprehensive review [13]. More recently, some control-theoretic principles have migrated towards the space of safe RL. For example, Chow and Nachum leverage Lyapunov stability principles to obtain improved empirical results [14]. Other methods focus on safety as a challenge relevant to transfer learning, where safe behavior can be extrapolated and expanded from simpler tasks [15]. Methods

Submitted for review on June 10th, 2021. This work was supported by a National Science Foundation Graduate Research Fellowship.

Aaron Kandel is affiliated with the Department of Mechanical Engineering at the University of California, Berkeley, Berkeley, CA 94709 USA (e-mail: aaronkandel@berkeley.edu).

Scott Moura is affiliated with the Department of Civil and Environmental Engineering at the University of California, Berkeley, Berkeley, CA 94709 USA (e-mail: smoura@berkeley.edu).

in the space of RL provide idealistic safety guarantees that translate into improved empirical safety properties. However, any guarantees (probabilistic or robust) or safety certificates in this space are elusive and remain an open challenge.

Guarantees in RL literature are difficult to obtain since that literature eschews subject matter expertise (SME), or direct intuition into a specific application. Some RL research obtains guarantees by leveraging strong SME in the form of known safe backup controllers [16], [17]. Generally, when RL neglects considerations to SME it becomes applicable to a much wider body of relevant decision and control problems [18] that lack permeability to our intuition and expertise. Conversely, controls literature is ubiquitous in revealing how such expertise can be leveraged to yield strong and *specific* performance and safety even in adaptive and learning contexts. As previously discussed, SME in controls LaC methods often takes the form of model knowledge [5], [6], [9]–[11] and preexisting data of safe trajectories [7], [19].

The problem with these SME assumptions is that they can very easily become optimistic. Given the overarching assumption of preexisting data of safe trajectories, we have to ask “How trustworthy is our data?” This should always be called into question, especially when safety is of the utmost importance. Many LaC methods do consider noise-corrupted data [19], but what if deeper, malicious pathology infiltrates the data generation process? The process generating the data could be flawed in many ways, the relevance of each to existing methods varies but is persistent. An example could be sampling data locally where relevant dynamics can be effectively linearized, when the system experiences highly nonlinear behavior outside of that region. Without exploiting and trusting our SME, we cannot guarantee things like this will not happen especially in safety-critical settings. By applying a resultant controller to the underlying system, it can encounter out-of-distribution (OOD) experience and adversarial attacks that a majority of existing LaC methods simply cannot accommodate. Those few LaC algorithms that do make consideration to OOD experience do so using hyperparameters that are not trivial to select and validate [19], and often assume structure of the underlying dynamics [20]. These same fundamental quandaries also apply when assuming model knowledge.

In this paper, we address these key open questions about SME in control theoretic LaC. Critically, we ask “*What is the least amount of SME we may need to obtain safe control results?*” Such questions remain relatively unexplored in controls literature, despite their relevance. Our methods for addressing these questions are actually quite simple, and rely on combination of concepts in stochastic MPC and distributionally robust optimization. We make this technical augmentation along with several basic assumptions about the problem formulation that allow us to translate probabilistic safety guarantees in the absence of conventionally strong dependence on SME.

A. Background on DRO and LaC

This paper primarily leverages concepts from distributionally robust optimization (DRO) to obtain safety certificates. In recent practice, DRO has been gaining traction as a set of methods

that provide significant value to the study and solution of the LaC problem. DRO is a field of inquiry which seeks to guarantee robust solutions to optimization programs when the distributions of relevant random variables are estimated via sampling. This uncertainty can involve the objective or the constraints of the optimization program. Uncertainty in both cases can pose significant challenges if unaccounted for, leading to suboptimal and potentially unsafe performance [21]. Given that past work in the LaC space frequently considers chance constraints [5], [19], [22], incorporating a true DRO approach possesses the potential to improve our capabilities of guaranteeing safety during learning. These methods have been recently explored to address challenges of safety and performance imposed by uncertainty. For instance, Van Parys et al. address distributional uncertainty of a random exogenous disturbance process with a moment-based framework [23]. Paulson et al. also apply polynomial chaos expansions to characterize distributional parametric uncertainty in a nonlinear model-predictive control application [24].

Within the toolbox provided by DRO, Wasserstein ambiguity sets are a foremost asset. The Wasserstein metric (or “earth mover’s distance”) is a symmetric distance measure in the space of probability distributions. Wasserstein ambiguity sets account for distributional uncertainty in a random variable, frequently one approximated in a data-driven application. They accomplish this feat with out-of-sample performance guarantees by replacing the data-driven distribution of the random variable with the worst-case realization within a Wasserstein ball centered about the empirical distribution [25], [26]. Expressions exist which map the quality of the empirical distribution with Wasserstein ball radii such that desired robustness characteristics are achieved without significant sacrifices to the performance of the solution [27]. Within the control context, however, the Wasserstein distance metric has only recently began emerging as a valuable and widespread tool. Work by Yang et al. explores the application of Wasserstein ambiguity sets for distributionally robust control subject to disturbance processes [28]. Similar methods have made their way to research on model-based and model-free reinforcement learning as well [20], [29], [30]. DRO has also been applied to Markov decision processes (MDPs) in a general sense, with good results [31]–[34]. Scalability is still an open challenge in that space. Overall, while Wasserstein ambiguity sets are seeing increased application in controls research, many of their true capabilities have yet to be fully exploited.

B. Statement of Contributions

This paper seeks to address key shortcomings in these areas of literature. Among those previously discussed, foremost is the lack of general methods that possess robust “zero-shot” applicability. Many questions of trustworthiness possess longstanding relevance in machine learning literature under the “zero-shot learning” (ZSL) moniker, which represents a class of experiment where a model is applied to entirely novel data and experience. This terminology and class of experiment lacks representation in the controls space, but it actually poses a strong corollary to the open questions of trustworthiness in

LaC that we identify in this paper. This connection merits more discussion, although in this paper we avoid extensive use of that terminology towards clarity for the controls audience.

We present a novel and simple model-based LaC scheme based on MPC which provides strong probabilistic out-of-sample guarantees on safety. By developing Wasserstein ambiguity sets relating to empirical distributions of modeling error, we can conduct MPC with an imperfect snapshot model while maintaining confidence on our ability to satisfy nominal constraints. The Wasserstein ambiguity sets allow us to optimize with respect to constraint boundaries that are shifted into the safe region. As our empirical distributions improve with more online data generation, the offset variables tighten towards the nominal boundary in a provably safe way. Critically, in this paper, we present this LaC scheme along with (1) an explicit and fundamental persistence of excitation (PoE) scheme, and (2) highly limited SME assumptions. While many LaC methods are amenable to PoE schemes [4], the question of PoE is in some cases neglected despite its relevance. We actually show our explicit PoE scheme is fundamental to illustrating the applicability of our method. Our contributions combine to allow us to translate safety guarantees with no strong model knowledge or prior data of existing safe trajectories.

Our approach yields probabilistic safety guarantees. The overarching objective of this paper is not to present the most high-performing LaC architecture, but rather to explore what kind of performance we can obtain when limiting our SME assumptions moreso than existing work in controls literature. Many control-theoretic methods provide stronger robust (i.e. safety w.p. 1) guarantees under much more restrictive assumptions. In our case, we label our method as “trustworthy” insofar as it relies on highly limited SME. Given the elusiveness of safety guarantees in RL literature, a probabilistic result within our context is powerful.

We validate our approach by learning to safely fast charge a lithium-ion battery using a nonlinear equivalent circuit model. Battery fast charging presents a strong challenge for learning-based control methods, given that the optimal policy is a boundary solution which rides constraints until the terminal conditions are met. We also conduct a case study on safe autonomous driving using a nonlinear bicycle model of vehicle dynamics. We demonstrate that our algorithm provides a provably safe method for the vehicle to avoid obstacles while learning its dynamics from scratch.

II. DISTRIBUTIONALLY ROBUST OPTIMIZATION

The core of our proposed algorithmic architecture relies heavily on distributionally robust optimization (DRO) techniques. In the following section, we outline fundamental ideas which establish the foundation of our algorithm.

A. Chance Constrained Programming

A chance constraint is a constraint within an optimization program which is only satisfied with some probability. This is typically a necessary concession when the constraint is affected by a random variable \mathbf{R} :

$$\mathbb{P}[g(x(k), u(k), \mathbf{R}) \leq 0] \geq 1 - \eta \quad (1)$$

Here, the constraint function $g(x(k), u(k), \mathbf{R})$ outputs an m -dimensional vector. In this case, the distribution \mathbb{P} relates to random variable \mathbf{R} with support Ξ . Here, $0 \leq \eta < 1$ is the specified risk metric or our allowed probability to violate the constraint. If $\eta = 0$, we say we have a robust optimization program which must not yield *any* probability of constraint violation. In practice, especially when approximating \mathbb{P} from sampling, we admit some small probability of constraint violation leading to a value of $\eta > 0$. This is frequently necessary because it allows our probabilistically robust solution to balance conservatism with performance.

Upon utilizing an empirical approximation of \mathbb{P} derived from sampling (usually denoted $\hat{\mathbb{P}}$), we admit some distributional uncertainty which can arise from only having access to a finite group of samples. The law of large numbers states that for any number of samples $\ell \rightarrow \infty$, $\hat{\mathbb{P}} \rightarrow \mathbb{P}^*$. The discrepancy from this limited sampling creates distributional uncertainty, which can affect the quality of the solution if our approximation $\hat{\mathbb{P}}$ is inaccurate [21]. Throughout the remainder of this section, we discuss the application of distributionally robust optimization techniques to address this distributional uncertainty.

B. Wasserstein Ambiguity Sets

The Wasserstein metric is defined as follows:

Definition 2.1: Given two marginal probability distributions \mathbb{P}_1 and \mathbb{P}_2 lying within the set of feasible probability distributions $\mathcal{P}(\Xi)$, the Wasserstein distance between them is defined by

$$\mathcal{W}(\mathbb{P}_1, \mathbb{P}_2) = \inf_{\Pi} \left\{ \int_{\Xi^2} \|\mathbf{R}_1 - \mathbf{R}_2\|_a \Pi(d\mathbf{R}_1, d\mathbf{R}_2) \right\} \quad (2)$$

where Π is a joint distribution of the random variables \mathbf{R}_1 and \mathbf{R}_2 , and a denotes any norm in \mathbb{R}^n .

The Wasserstein metric is colloquially referred to as the “earth-movers distance.” This name is rooted in the interpretation of the Wasserstein metric as the minimum cost of redistributing mass from one distribution to another via non-uniform perturbation [28]. To show why the Wasserstein distance is a valuable tool we can leverage to robustify a data-driven optimization program, we first reference the chance constraint equation (1), which depends on an empirical distribution $\hat{\mathbb{P}}$. Rather than solving the optimization program with respect to an imperfect snapshot of \mathbb{P}^* defined by $\hat{\mathbb{P}}$, we can optimize over any probability distribution within some ambiguity set centered around our estimate $\hat{\mathbb{P}}$. The Wasserstein distance provides a formal method to define such an ambiguity set. Namely, we can optimize against the worst-case realization of \mathbf{R} sourced from a set of probability distributions within specified Wasserstein radius of our empirical estimate. We define “worst-case” as the realization which yields the lowest probability of satisfying the chance constraint. This formulation can be described mathematically with the following relation:

$$\inf_{\mathbb{P} \in \mathbb{B}_\epsilon} \mathbb{P}[g(x(k), u(k), \mathbf{R}) \leq 0] \geq 1 - \eta \quad (3)$$

where

$$\mathbb{B}_\epsilon := \{\mathbb{P} \in \mathcal{P}(\Xi) \mid \mathcal{W}(\mathbb{P}, \hat{\mathbb{P}}) \leq \epsilon\} \quad (4)$$

is the ambiguity set defined for a Wasserstein ball radius ϵ . Of note is the fact that (3) guarantees probabilistic feasibility for any probability distribution within the ambiguity set when reformulated correctly. No assumptions must be leveled on the true distribution \mathbb{P}^* for these guarantees to translate under a proper reformulation.

Reformulation is necessary because the exact constraint shown in (3) poses an infinite dimensional nonconvex problem. Ongoing research has pursued tractable reformulations of this constraint which facilitate its real-time solution.

This paper adopts a reformulation of (3) detailed in [35]. This reformulation accommodates vector constraint functions and requires that the function $g(x(k), u(k), \mathbf{R})$ is linear in \mathbf{R} , and entails a scalar convex optimization program to derive. Our algorithm is designed to exploit the linear dependence on \mathbf{R} such that this assumption has no affect on the applicability of our approach. Importantly, the result is a conservative *convexity-preserving* approximation of (3). For an m -dimensional constraint function, the exact form of the ambiguity set is $\mathcal{V} = \text{conv}(\{r^{(1)}, \dots, r^{(2^m)}\})$, where the vector r is sourced from the optimization component of the overall procedure. The set of constraints we find to replace the infinite dimensional DRO chance constraint are:

$$g(x(k), u(k)) + r^{(j)} \leq 0, \quad \forall j = 1, \dots, 2^m \quad (5)$$

For complete and elegant discussion of this reformulation, we highly recommend the reader reference work in [35], specifically pages 5-7 of their paper. This reformulation requires some additional information, including a tractable representation of an appropriate Wasserstein ball radius.

Finally, several expressions exist for the Wasserstein ball radius ϵ which are probabilistically guaranteed to contain the true distribution with allowed probability β . We adopt the following formulation of ϵ from [27]

$$\epsilon(\ell) = C \sqrt{\frac{2}{\ell} \log \left(\frac{1}{1-\beta} \right)} \quad (6)$$

where ℓ is the number of data points, β is the probability the Wasserstein ball contains the true distribution, and C relates to the diameter of the support of the distribution and is obtained by solving the following scalar optimization program:

$$C \approx 2 \inf_{\alpha > 0} \left\{ \frac{1}{2\alpha} \left(1 + \ln \left(\frac{1}{\ell} \sum_{k=1}^N e^{\alpha \|\mathbf{R}^{(k)} - \bar{\mu}\|_1^2} \right) \right) \right\}^{\frac{1}{2}} \quad (7)$$

where the right side bounds the value of C , and $\mathbf{R}^{(k)}$ is a sample of the random variable which comprises our empirical distribution, and $\bar{\mu}$ is the sample mean of the distribution.

III. DISTRIBUTIONALLY ROBUST MODEL-BASED LEARNING AND CONTROL

This section details the setup, assumptions and algorithmic features of our approach to robust learning and control.

Figure 1 shows a block diagram of our algorithm.

A. Model Predictive Control Formulation

We apply Wasserstein ambiguity sets to robustify a learning model predictive controller, based on the following mathematical optimization program formulation:

$$\text{minimize} \quad \sum_{k=t}^{t+N} J_k(x(k), u(k)) \quad (8a)$$

$$\text{s. to:} \quad x(k+1) = f(x(k), u(k), \theta(k)) \quad (8b)$$

$$g(x(k), u(k), \theta(k)) \leq 0 \quad (8c)$$

$$x_0 = x(t) \quad (8d)$$

where k is the control horizon time index of length N ; $x(k) \in \mathbb{R}^n$ is the vector of state variables at time k ; $u(k) \in \mathbb{R}^p$ is the vector of inputs at time k ; $\theta(k) \in \mathbb{R}^h$ is the estimate of the model parameters at time t ; $J_k(x(k), u(k)) : \mathbb{R}^n \times \mathbb{R}^p \rightarrow \mathbb{R}$ is the instantaneous cost at time k as a function of the states and inputs; $f(x(k), u(k), \theta(k)) : \mathbb{R}^n \times \mathbb{R}^p \times \mathbb{R}^h \rightarrow \mathbb{R}^n$ represents the linear or nonlinear system dynamics; and $g(x(k), u(k), \theta(k)) : \mathbb{R}^n \times \mathbb{R}^p \times \mathbb{R}^h \rightarrow \mathbb{R}^m$ represents linear or nonlinear inequality constraints on the states and inputs.

B. Model Identification

We assume the true model parameters θ^* are unknown. Several methods can be selected to learn θ online. In this paper, we utilize nonlinear least-squares with a neural network dynamical model f^{NN} of the form:

$$x(k+1) = f^{NN}(x(k), u(k), \theta) \quad (9)$$

where θ represents the current nonlinear parameterization of the model. In order to quantify modeling error with this modeling approach, we must evaluate residuals from not just 1 step, but from N steps of simulation with the imperfect learned model. For example, a 1-step residual \mathbf{R} takes the form

$$\mathbf{R}_0 = g(x(k), u(k), \theta^*) - g(x(k), u(k), \theta(k)) \quad (10)$$

and 2-step residual

$$\mathbf{R}_1 = g(x(k+1), u(k+1), \theta^*) - g(f^{NN}(x(k), u(k), \theta(k)), u(k+1), \theta(k)) \quad (11)$$

where θ^* is the true parameterization of the underlying system, and $\theta(k)$ is our current estimate of the model parameterization. These residuals represent modeling error which can accumulate over the course of the MPC prediction horizon. The model identification process utilizes the 1-step residuals to minimize mean-square prediction error (MSE) of the state transition.

C. Safety and Robustness using Wasserstein Ambiguity Sets

Now that we have outlined the distributionally robust chance constrained approach using the Wasserstein ambiguity set, we can describe how it fits within our robust control framework.

The residuals defined in the previous subsection entail a representation of the process noise, or modeling error. By considering process error/residuals as an additive noise term, we can maximize the utility of the DRO reformulation in [35] which requires this linear structure in the constraint:

$$g(x(k), u(k), \theta(k)) + \mathbf{R}_0 \leq 0 \quad (12)$$

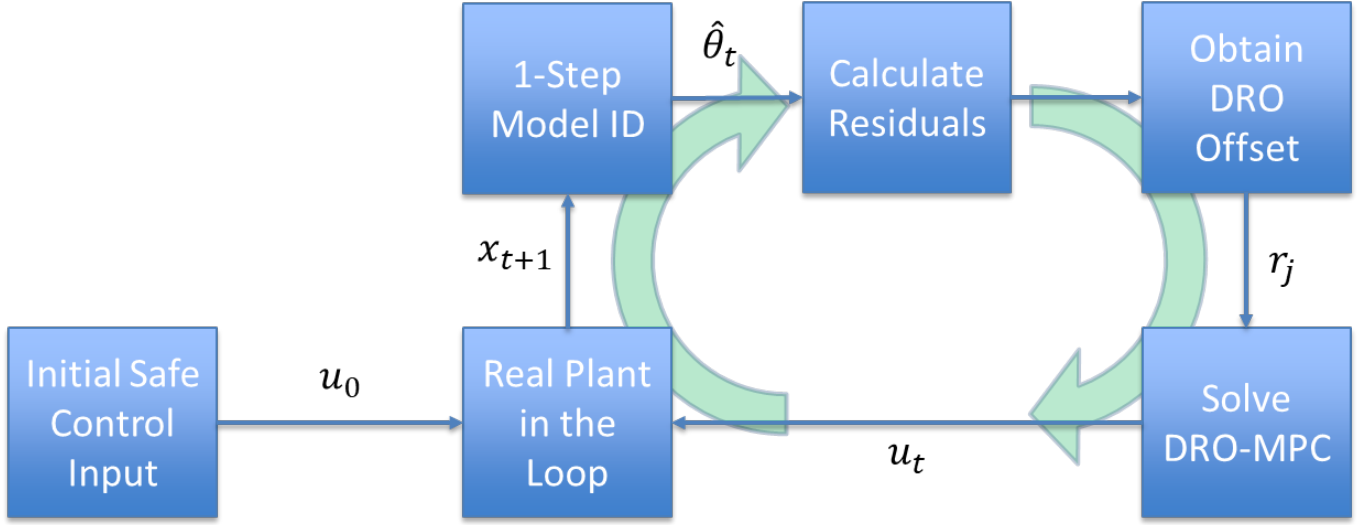


Fig. 1. Diagram of safe Wasserstein-constrained MPC.

These residuals are random variables comprised with empirical distributions based on our observations.

Remark 1: Given additive measurement noise on the observations, as our model parameters $\theta(k) \rightarrow \theta^*$, the empirical distribution of residuals will characterize the measurement noise process.

To accommodate distributional uncertainty in our estimate of $\hat{\mathbb{P}}$, we transform the constraint (12) for each of $1 \rightarrow N$ step residuals into a joint distributionally robust chance constraint via Wasserstein ambiguity set as follows:

$$\inf_{\mathbb{P} \in \mathbb{B}_\epsilon} \mathbb{P} \left[\begin{array}{c} g(x(k), u(k), \theta(k)) + \mathbf{R}_0 \leq 0 \\ g(x(k+1), u(k+1), \theta(k)) + \mathbf{R}_1 \leq 0 \\ \vdots \\ g(x(k+N), u(k+N), \theta(k)) + \mathbf{R}_N \leq 0 \end{array} \right] \geq 1 - \eta \quad (13)$$

Conventionally, inverting a joint chance constraint constitutes a significant open challenge in the literature. However, the reformulation we adopt from [35] presents a simple method to accommodate the constraint without inverting the CDF. If we operate under the assumption that the residuals for $i = 1, \dots, N$ steps are uncorrelated, then we can decompose this joint chance constraint into a set of individual chance constraints. This decomposition could be useful if the optimization algorithm we select to solve the MPC problem scales unfavorably with the dimension of the constraints. Algorithm 1 provides an overview of the real-time implementation of our approach. As previously stated, the process for computing r entails a simple scalar convex optimization program.

At each time step, we compute model residuals with our most recent estimate $\theta(k)$ using our entire cumulative experience, compile a unique empirical distribution $\hat{\mathbb{P}}$ corresponding to each individual chance constraint, and compute the value of r in (5) to reformulate the distributionally robust chance constraints. We can begin the overall process with a small control horizon N , and gradually increase N as we accumulate more and more data from experience. The residuals we compute are for

horizon lengths of 1 to N -steps, meaning the elements of \mathbf{R} correspond to each of $i = 1, \dots, N$ step residuals. Then, we assemble a joint chance constraint where the elements of the column vector of the random variable are the $1 \rightarrow N$ step residuals. In [35], authors pursue a DRO reformulation that utilizes a polytopic representation of the uncertainty set. For high-dimensional problems, scalability may become an issue in this case. Other representations of uncertainty could be pursued which leverage additional knowledge of model structure, if known.

Finally, when we conduct MPC, we replace the nominal constraints with their distributionally robust counterparts:

$$\underset{u \in \mathcal{U}}{\text{minimize}} \quad \sum_{k=t}^{t+N} J_k(x(k), u(k)) \quad (14a)$$

$$\text{s. to: } x(k+1) = f(x(k), u(k), \theta(k)) \quad (14b)$$

$$\begin{bmatrix} g(x(k), u(k), \theta(k)) \\ g(x(k+1), u(k+1), \theta(k)) \\ \vdots \\ g(x(k+N), u(k+N), \theta(k)) \end{bmatrix} + r^{(j)} \leq 0 \quad (14c)$$

$$x_0 = x(t) \quad (14d)$$

Algorithm 1 describes the implementation of our MPC architecture coupled with the Wasserstein distributionally robust optimization scheme:

The MPC program specified in (15a-15i) details the slight modifications made to (14a-14d) accommodating the coupled PoE component to our LaC framework. We discuss this in more detail in part F. of this section.

One important note concerns a specific scenario of model adaptation where the true underlying system slowly changes. Our application of receding horizon control necessitates the use of a snapshot model in the prediction phase. This requires we assume the rate of change of the dynamics of the true plant is relatively small. In such conditions, however, the historical residuals we collect through measurements will

Algorithm 1 Wasserstein Robust Learned MPC**Require:** State space \mathcal{X} , Action space \mathcal{U}

```

for  $t$  in range  $t_{max}$  do
  if  $t = 1$  then
     $u(t) = \text{known safe input}, N = 1$ 
  else
    Update the dynamical system model  $\theta(t-1) \rightarrow \theta(t)$ 
    Receding horizon increment rule (i.e.  $N = \min\{N_{targ}, \text{round}(\frac{t}{N_{targ}}) + 1\}$ )
    Obtain Wasserstein ambiguity set offset  $r$ :
     $u(t) \leftarrow \text{Solve MPC optimization program (15a)-(15i)}$ 
  end if
   $x(t+1) = f(x(t), u(t), \theta^*)$  (Truth plant)
   $y(t) = h(x(t), u(t), \theta^*)$  (Truth plant)
end for

```

slowly lose relevance. This issue can be easily reconciled with use of either a moving window of residuals, or with a proper forgetting scheme. In this paper, we propose a simple method to accommodate such cases. Since the focus of this paper is on zero-shot learning and control, we relegate the discussion of this additional framework to this paper’s appendix.

D. Horizon Increment Rule

MPC with well-defined dynamical structure can leverage judicious selection of the prediction horizon as a component to proving recursive feasibility. When considering a general class of systems as is the case with MBRL, the prediction horizon becomes a hyperparameter that manages the tradeoff between prediction depth and computational expense. In this paper, we elect to define a simple horizon increment rule to satisfy two requirements: (1) when our model is inaccurate, we should not ask it to predict too far into the future, and (2) based on available computational resources, we may not be able to manage predictive control with a horizon deeper than N_{targ} steps. Selection of this hyperparameter, as well as choosing when to increment the horizon, can be done empirically with more nuanced methods [36], [37]. However, for our case studies, we adopt a simple ruleset that allows us to observe more fundamental behavior of our algorithm.

E. Persistence of Excitation, and Problem Assumptions

This subsection defines the set of least restrictive assumptions we identify towards achieving safe learning-based control. In this paper, we consider systems with non-hybrid dynamics for simplicity. Our method leverages proved safety properties from [35], which apply to static optimization programs. We identify that these methods can apply to LaC problems under a series of assumptions made in this section. These assumptions almost entirely relate directly to situations when the dynamical, DRO, and PoE components, which are normally not considerations for static optimization programs, could create opportunities for empty feasible sets. This subsection defines a PoE scheme directly amenable to translating guarantees from [35] to our formulation. Notably, our assumptions are significantly less restrictive than those of existing LaC methods. The majority of

these assumptions relate to clear necessary conditions which we detail here:

Assumption 3.1: A feasible state and control trajectory exists for each prediction horizon N in the optimal control problem. This is the most fundamental requirement to apply safe control.

Assumption 3.2: We assume we know a safe control input which we can apply at the first timestep.

Starting with limited model knowledge, if we don’t know a temporarily safe control input we can apply at the first timestep, we obviously can’t translate any meaningful safety certificates. This contrasts to other work which requires knowledge of safe control trajectories throughout the time horizon, or a known safe backup policy.

Assumption 3.3: Starting with an optimal control problem of the form (8a-8d), suppose we have a constraint function $g(x(k), u(k), \theta(k)) : \mathcal{X} \times \mathcal{U} \times \Theta \rightarrow \mathcal{S}$. The sublevel set $\mathcal{G}_{r_{DRO}} = \{(x, u) \in \mathcal{X}, \mathcal{U} : g(x, u, \theta^*) + r_{DRO} \leq 0\}$ defines the adjusted feasible region, where feasibility is satisfied at the current timestep. This set must not be empty $\forall r_{DRO} \in \mathcal{R}$, where the set $\mathcal{R} = \{r_{DRO} \in \mathbb{R} : 0 \leq r_{DRO} \leq r_{DRO;max}\}$ describes the set of all potential values of the DRO offset.

Since our method relies on creating an offset from the nominal constraint boundary, any potential value of the offset must lie in the image of the constraint function.

This assumption can be thought of as a generalization of a common LaC assumption that relates to “bounded modeling error,” an example of which is given by Assumption 2 in [38]. In our case, using general function approximation, our method to quantify model error is empirically based on residuals. If the residuals of the learned model are too large, indicating our learned model is inaccurate, the resulting computed r_{DRO} (which is a conservative approximation of the residual, based on its distribution) will enforce a large offset from the nominal boundary. This assumption says that if the learned model is sufficiently inaccurate, the offset will be so large that the adjusted feasible region is empty, which is incompatible with the setup of [35]. The value $r_{DRO;max}$ represents any maximum residual value we can potentially infer from the problem, and can be defaulted to as an empirical approach if this case is reached in a real problem, although safety properties may not be reliable in such cases. Our experiments show such scenarios can be unlikely to occur, although the possibility of their occurrence should be considered.

The next assumption relates to a slightly stronger condition regarding persistence of excitation (PoE). The agent must be capable of exploring during LaC. In order to ensure the guarantees from [35] translate under those diverse circumstances, the same statements of 3.1-3.3 must be satisfied with respect to an additional exploration process \mathcal{N} that ensures PoE.

For clarity, we define the following modified MPC program that considers an additive exploration signal from \mathcal{N} :

$$\underset{u, u^n \in \mathcal{U}}{\text{minimize}} \quad \sum_{k=t}^{t+N} J_k(x(k), u(k)) \quad (15a)$$

$$\text{s. to:} \quad x(k+1) = f(x(k), u(k), \theta(k)) \quad (15b)$$

$$x^n(k+1) = f(x^n(k), u^n(k), \theta(k)) \quad (15c)$$

$$g(x(k), u(k), \theta(k)) + r_{DRO} \leq 0 \quad (15d)$$

$$g(x^n(k), u^n(k), \theta(k)) + r_{DRO} \leq 0 \quad (15e)$$

$$u^n = u + N_{i:i+N} \quad (15f)$$

$$N_{i:i+N} \sim \mathcal{N} \quad (15g)$$

$$x_0 = x(t) \quad (15h)$$

$$x_0^n = x(t) \quad (15i)$$

where \mathcal{N} is the distribution of a random exploration process which can be added to the nominal control input, and the superscript x^n and u^n denote trajectories perturbed by the exploration signal. The solution $u^n(t)^*$ is then applied to the plant at time step t .

Remark 2: Equations (15a-15i) guarantee feasibility from $k = t$ to $k = t + N$ for a system with parameters $\theta(k)$ with a specified risk metric/probabilistic guarantee. This is formulated to guarantee feasibility over the control horizon. To assess recursive feasibility, one could utilize the methods from [19], [20] that require more significant restrictions in the form of model knowledge, mathematical structure on the feedback policy, and prior existing safe data.

The additive noise perturbation for exploration takes inspiration from common methods with actor-critic or policy gradient learning, where noise via an Ornstein-Uhlenbeck process is added to the control input [39]. Relative to those existing methods, we make the following modifications for implementation:

Remark 3: We must constrain both nominal and perturbed trajectories to ensure safety even with exploration. If we only add the perturbation after solving the MPC program, safety is not guaranteed.

Remark 4: A scalarized tradeoff between $J_k(x(k), u(k))$ and $J_k(x^n(k), u^n(k))$ can be formulated to balance exploration and exploitation during planning.

Now, we define the next assumption relevant to translating safety to LaC systems under strong limitations on SME:

Assumption 3.4: Given the noise process \mathcal{N} defined to satisfy PoE for the model identification problem, the constraints $g(x(k), u(k), \theta(k))$ and $g(x^n(k), u^n(k), \theta(k))$ of the snapshot model must be satisfied for every realization from \mathcal{N} throughout the overall finite-time optimal control problem.

Given these conditions, we state the following theorem detailing the properties of our method:

Theorem 3.1: Based on the provided safety guarantee afforded from the adopted DRO framework from [35], (14a-14d) admits a feasible solution that satisfies the nominal constraints w.p. $1 - \eta$ as long as the feasible set is not empty, which follows from Assumptions 3.1-3.4.

We also state two remarks that help with implementation of our approach.

Remark 5: These assumptions must also hold for the prediction horizons chosen at each instant in time.

Remark 6: If the DRO offset is so large it creates an empty feasible set, an artificial value $r_{DRO;max}$ can be defaulted to to facilitate implementation, although safety guarantees in such situations may be difficult to translate. If a random search is used to solve the MPC program in such cases, the evaluated

trajectory that creates the least predicted constraint violation given the unmodified DRO offset can be selected.

IV. CASE STUDY IN SAFE ONLINE LITHIUM-ION BATTERY FAST CHARGING

In this section, we validate our approach using a nonlinear lithium-ion battery fast charging problem. This problem closely emulates the performance-safety tradeoffs of common safe RL validation studies including ant-circle [40]. Specifically, the objective is to charge the battery cell as fast as possible, but the charging is limited by nonlinear voltage dynamics which must stay below critical thresholds. Violation of the voltage constraint can lead to rapid aging and potential catastrophic failure. However, higher input currents (which increase voltage) also directly charge the battery more rapidly. Thus, the optimal solution is a boundary solution where the terminal voltage rides the constraint boundary. This presents a problem with significant challenges and tradeoffs relating to safety and performance. Exploring how such algorithms accommodate these challenges can reveal insights into their overall efficacy and shortcomings.

A. Equivalent Circuit Model of a Lithium-Ion Battery

Lithium-ion batteries can be modeled with varying degrees of complexity. Some of the more detailed dynamical models are based on electrochemistry. For example, the Doyle-Fuller-Newman (DFN) electrochemical battery model is a high-fidelity first-principles derived physics based model of the dynamics within a lithium-ion battery [41]. Varying model-order reduction can be applied, yielding versions including the single particle model and the equivalent circuit model (ECM). For simplicity, this paper's case study utilizes an ECM. The relevant state variables in this model are the state of charge SOC and capacitor voltages V_{RC} in each of two RC pairs. The relevant constraint is on the terminal voltage V . This constraint prevents the battery from overheating or aging rapidly during charging and discharging. The state evolution laws are given by:

$$SOC(k+1) = SOC(k) + \frac{1}{Q} I(k) \cdot \Delta t \quad (16)$$

$$V_{RC1}(k+1) = V_{RC1}(k) - \frac{\Delta t}{R_1 C_1} V_{RC1}(k) + \frac{\Delta t}{C_1} I(k) \quad (17)$$

$$V_{RC2}(k+1) = V_{RC2}(k) - \frac{\Delta t}{R_2 C_2} V_{RC2}(k) + \frac{\Delta t}{C_2} I(k) \quad (18)$$

$$V(k) = V_{ocv}(SOC(k)) + V_{RC1}(k) + V_{RC2}(k) + I(k)R_0 \quad (19)$$

where $I(t)$ is the current input (which is the control variable for this problem), and V_{OCV} is the open-circuit voltage function, which is conventionally measured through experiments. The full experimental OCV curve is used to represent the true plant in the loop, and is obtained from a lithium-iron phosphate (LFP) battery cell [42]. In this paper, we learn the dynamics of the states and output using a simple feed-forward neural network model.

TABLE I
SAFETY, COMPUTATIONAL, AND PERFORMANCE COMPARISON FOR DRO-MPC AND MPC WITH BATTERY FAST CHARGING

RUN (DRO)	% VIOLATIONS [%]	MAX VOLTAGE [V]	ITERATION TIME [S]	CHARGING TIME [MIN]
1	0.2 %	3.6860	0.5372	7.500
2	4.0 %	3.7687	0.5496	7.320
3	0.2 %	3.6418	0.5546	7.340
4	1.8 %	3.6029	0.5474	7.070
5	0.2 %	3.6033	0.5635	7.10
6	0.0 %	3.5986	0.5437	7.550
7	0.0 %	3.5991	0.5521	7.230
8	0.2 %	3.7485	0.5684	7.500
9	0.2 %	3.6284	0.5496	7.530
10	0.0 %	3.5988	0.5327	7.470
AVERAGES	0.68%	3.6476	0.5499	7.364
RUN (NO DRO)	% VIOLATIONS [%]	MAX VOLTAGE [V]	ITERATION TIME [S]	CHARGING TIME [S]
1	11.0 %	3.6439	0.4547	N/A (MAX SOC = 0.7853)
2	27.8 %	3.7680	0.4592	6.780
3	8.20 %	3.6737	0.4514	6.870
4	20.6 %	3.6707	0.4569	6.763
5	7.8 %	3.7451	0.4605	6.880
6	16.4 %	3.7322	0.4733	6.900
7	4.40 %	3.7466	0.4706	7.120
8	10.6 %	3.6293	0.4652	7.150
9	6.00 %	3.6657	0.4663	6.870
10	9.40 %	3.6297	0.4631	6.730
AVERAGES	12.22 %	3.6905	0.4621	7.048

TABLE II
RELEVANT PARAMETERS

PARAMETER	DESCRIPTION	VALUE	UNITS
Q	CHARGE CAPACITY	8280	$[\frac{1}{Ah}]$
R_0	RESISTANCE	0.01	$[\Omega]$
R_1	RESISTANCE	0.01	$[\Omega]$
R_2	RESISTANCE	0.02	$[\Omega]$
C_1	CAPACITANCE	2500	$[F]$
C_2	CAPACITANCE	70000	$[F]$
Δt	TIMESTEP	1	[S]
N_{targ}	MAX CONTROL HORIZON	8	[-]
η	RISK METRIC	0.025	[-]
β	AMBIGUITY METRIC	0.99	[-]
SOC_0	INITIAL SOC	0.2	[-]
SOC_{targ}	TARGET SOC	0.8	[-]
$V_{RC1}(0)$	INIT. CAP. 1 VOLTAGE	0	[V]
$V_{RC2}(0)$	INIT. CAP. 2 VOLTAGE	0	[V]

B. Model-Predictive Control Formulation

We utilize the following formulation of fast charging:

$$\underset{I(k) \in \mathcal{U}}{\text{minimize}} \sum_{k=t}^{t+N} (SOC(k) - SOC_{target})^2 \quad (20)$$

subject to:

$$(16) - (19), \quad SOC(0) = SOC_0 \quad (21)$$

$$V(k) \leq 3.6V, \quad 0A \leq I(k) \leq 40A \quad (22)$$

In these case studies, we assume exploitation satisfies exploration (i.e. exploitation provides PoE). However, as we discuss in Section III.E, our method is amenable to a simple PoE scheme. In this paper's appendix, we conduct additional experiments to show the behavior with added PoE signal.

We only allow a total of 500 seconds for the battery to be charged. The timestep $\Delta t = 1$ seconds, $\eta = 0.025$, $\beta = 0.95$, and $N_{targ} = 8$ steps. Our neural network dynamical model has 1 hidden layer with 10 neurons and sigmoid activation function, with a linear output layer. To solve the MPC problem, we apply a $(1 + \lambda)$ evolutionary strategy (ES) based on a normally distributed mutation vector. The solver works with a single iteration and 250,000 mutants. The initial point of the ES is taken as the optimal point from the previous timestep. Addressing Assumption 2, we assume that at the first timestep, control inputs of $I(k) \leq 25$ Amps are known to be temporarily safe. Since we constrain voltage which is a scalar, the constraint function dimension $m = 1$.

Our baseline is a learning MPC controller with no DRO framework. We adopt the same problem formulation as if we were going to add the constant r_{DRO} to the constraints, but we omit the DRO constant in the end to evaluate the impact it has on the robustness of the final control law.

C. Results

In total, we conducted a series of 10 experiments with identical designs but different initial random seeds. We run our algorithm and a non robust baseline for these 10 independent runs on the same battery fast charging problem detailed in the previous subsections. Table 2 shows the performance, computation, and safety statistics for each of these runs. For a closer look, we go to Figures 1 and 2 which each show one run of both the DRO algorithm and its non-robust counterpart. In the case of Figure 1 (Run 3), the DRO-based approach only violates constraints at a single timestep. In Figure 2, there is no constraint violation with the added DRO framework. Conversely, the non-robust versions both

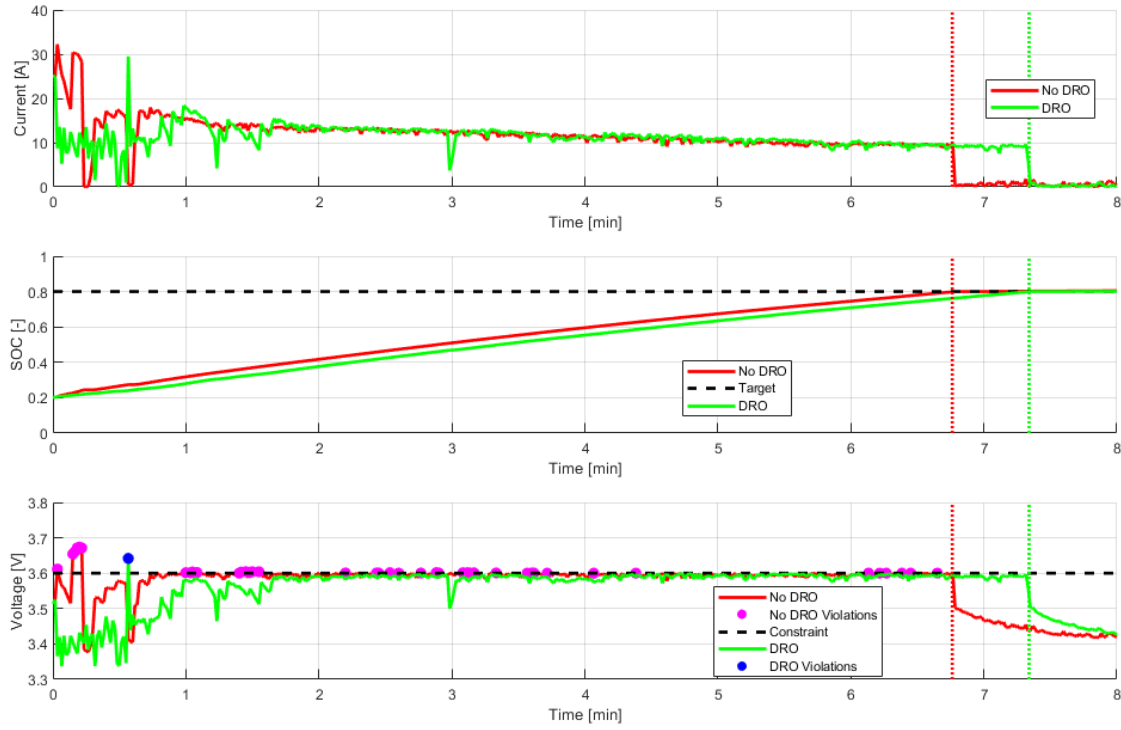


Fig. 2. Comparison of nonlinear MPC Controller with and without DRO for lithium-ion battery fast charging. Run 3 is shown here.

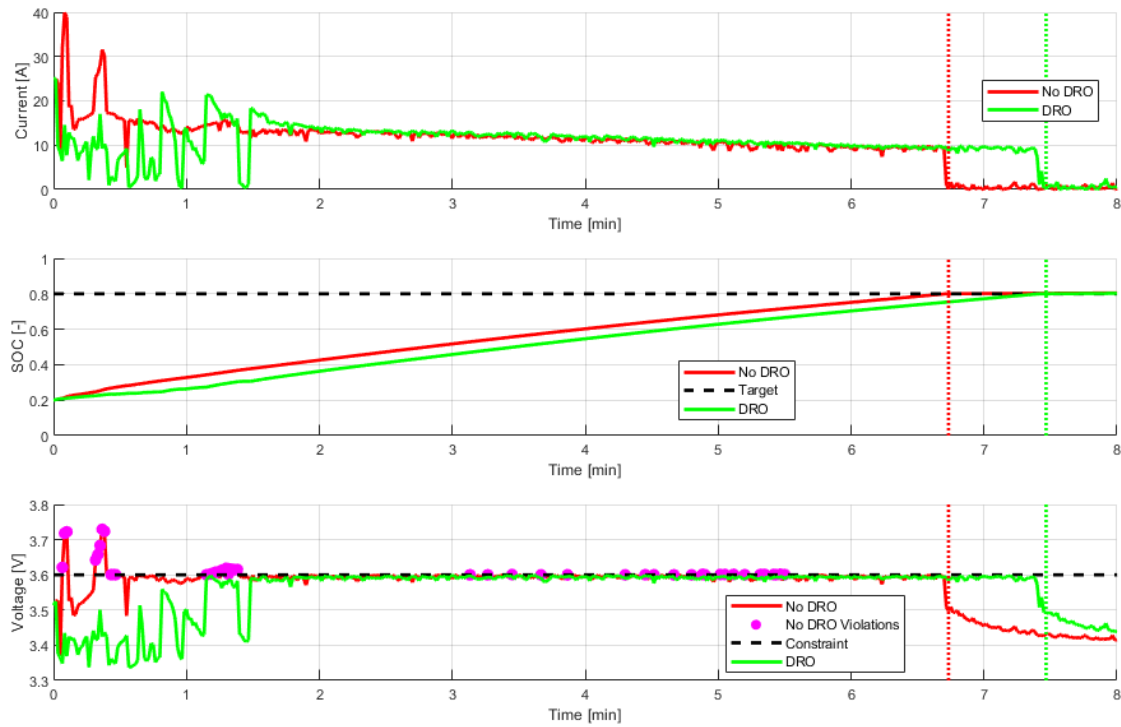


Fig. 3. Comparison of nonlinear MPC Controller with and without DRO for lithium-ion battery fast charging. Run 10 is shown here.

experiences a combination of initial, significant voltage spikes as well as minor violations which persist throughout the experiments. In total, if we focus on Figure 2 (run 10), the non-robust version violated constraints in 9.4 % of timesteps (47 timesteps out of 500 total). The charging time was 6.73 minutes, which was 9.82% faster than the DRO version, whose charging time was 7.47 minutes. This makes intuitive sense, as the added DRO framework introduces additional conservatism which affects the performance of the overall control policy. Figure 3 shows the evolution of the DRO offset for Run 10.

Overall across all 10 runs, our DRO version violates constraints in 0.68% of total timesteps, which is well within the chosen value of $\eta = 0.025 = 2.5\%$ over just a single optimization iteration. The non-robust version, however, violates constraints in 12.22% of total timesteps on average. Similarly, there is a stark difference in the maximum voltages seen by the robust and non-robust versions, with the DRO framework reducing the peak voltage by an average of 42.9 millivolts. The DRO calculations increase the overall computation time by an average of 87 milliseconds per timestep, and allow the algorithm in this case to run in real time. No optimizations were made to the Matlab code to expedite the runtime of either algorithm. Finally, across the 10 total runs the overall charging time with the DRO framework averages 7.364 minutes, approximately 4.3% longer than that of the non-DRO version. Given the safety-critical nature of this control problem, the safety guarantees of our algorithm are likely well worth the marginal degradation to the charging performance resulting from added conservatism.

V. CASE STUDY IN SAFE AUTONOMOUS DRIVING AND OBSTACLE AVOIDANCE

In the following section, we implement our algorithmic architecture to safely learn to drive a vehicle while avoiding obstacles. This learning occurs within the same design as our battery case study, namely we begin with zero model knowledge and only a single known safe control input. We fit a data-driven model to the dynamics and conduct receding-horizon control.

This study is designed with specific decisions in mind to more effectively reveal the efficacy of our algorithm. Some of these decisions make our study somewhat unrealistic insofar as they expose the agent to greater danger than necessary. The following subsections discuss these decisions in more detail.

A. Dynamical Model

In this case study, we utilize a bicycle model for the vehicle dynamics. This model is encoded in the following equations discretized via forward Euler approximation:

$$x_1(k+1) = x_1(k) + \Delta t(x_4 \cos(x_3)) \quad (23)$$

$$x_2(k+1) = x_2(k) + \Delta t(x_4 \sin(x_3)) \quad (24)$$

$$x_3(k+1) = x_3(k) + \Delta t \left(x_4 \frac{\tan(u_2)}{L} \right) \quad (25)$$

$$x_4(k+1) = x_4(k) + \Delta t(u_1). \quad (26)$$

where x_1 and x_2 are the x-y position of the vehicle, x_3 is the heading angle of the vehicle, x_4 is the vehicle velocity, u_1

is the acceleration input (in $\frac{m}{s^2}$), and u_2 is the steering angle input (in radians).

B. Model Predictive Control Formulation

We utilize the following formulation of simple autonomous driving with obstacle avoidance:

$$\underset{u(k) \in \mathcal{U}}{\text{minimize}} - (x_1(t+N) + x_2(t+N)) \quad (27)$$

subject to:

$$(23) - (26), \quad x(0) = x(t) \quad (28)$$

$$Z(x(k)) \leq Z_{cutoff}, \quad u_{min} \leq u(k) \leq u_{max} \quad (29)$$

Here, $Z(x(k))$ is the obstacle barrier function which we limit to be smaller than a specified value (corresponding to the definition of the edge of the obstacle). Residuals in the DRO algorithm are with respect to this barrier function using predicted values of the dynamical state, as opposed to the value of the obstacle function obtained with the true state. We create the driving environment defined by $Z(x(k))$ by generating and summing random Gaussians in 2 dimensions. Then, we define the obstacle boundaries by setting a threshold within the static map, below which becomes the safe region and above which the obstacles inhabit. This map is used with interpolation during the final experiment. If this constraint is violated, the agent will take actions which minimize constraint violation until feasibility is restored. We set $u_{min} = [-1, -0.75]$, $u_{max} = -u_{min}$. The experiment terminates once the vehicle leaves the 100×100 meter space.

With the learned neural network dynamics models, the MPC formulation in (27-34) becomes:

$$\underset{u(k) \in \mathcal{U}}{\text{minimize}} - (\hat{x}_1(t+N) + \hat{x}_2(t+N)) \quad (30)$$

subject to:

$$\hat{x}(k+1) = f^{NN}(x(k), u(k), \theta) \quad (31)$$

$$\hat{x}(0) = x(t) \quad (32)$$

$$Z(\hat{x}(k)) \leq Z_{cutoff} - r_{DRO} \quad (33)$$

$$u_{min} \leq u(k) \leq u_{max} \quad (34)$$

Table 3 includes relevant parameters of our case study design. In this case study, we simply use 1-step residuals by relying on a basic assumption that the modeling error is uncorrelated to the depth of prediction. Based on our experiments, this assumption is reasonable.

We make a deliberate choice for this objective function for a host of reasons. While it necessarily encodes our intended behavior, it also is simple and at odds with the preeminent objective of avoiding obstacles. Normally, we might want to encode additional considerations to constraints. However, by allowing our simple objective function to drive the vehicle directly towards the obstacles, our control algorithm must be capable of managing the vehicle while simultaneously maintaining safety throughout most of the experiment. Thus, this case study is designed to specifically focus on the added safety contributions from the DRO framework.

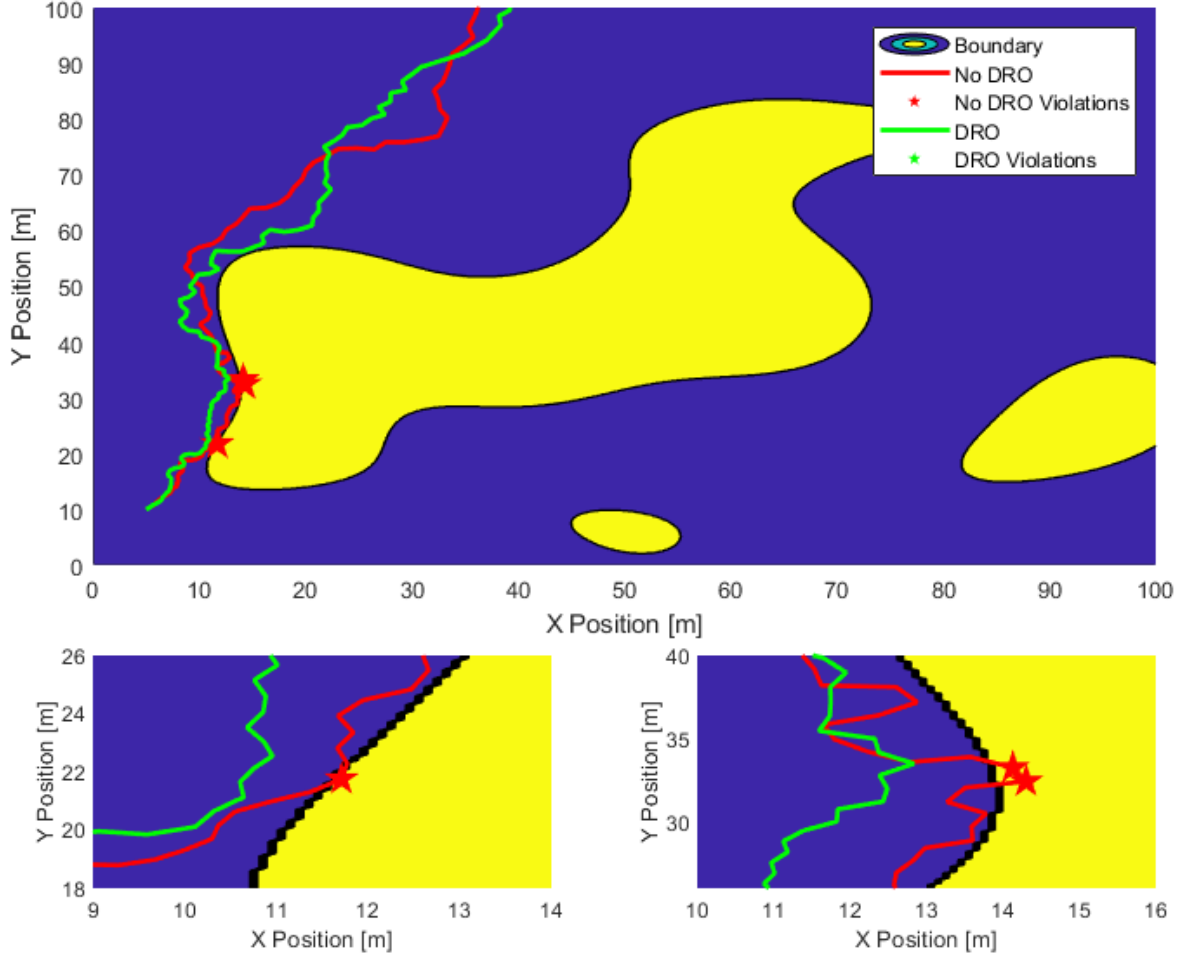


Fig. 4. Comparison of nonlinear MPC Controller with and without DRO for vehicle obstacle avoidance. In this run, the DRO controller does not violate the constraints at all. This figure shows run 1, with the bottom plots revealing close ups of the areas with the highest constraint violation.

TABLE III
RELEVANT PARAMETERS

PARAMETER	DESCRIPTION	VALUE	UNITS
L	VEHICLE LENGTH	0.5	[M]
Δt	TIMESTEP	0.2	[S]
N_{targ}	MAX CONTROL HORIZON	12	[-]
η	RISK METRIC	0.005	[-]
β	AMBIGUITY METRIC	0.99	[-]
$x_1(0)$	INITIAL X-POSITION	5	[M]
$x_2(0)$	INITIAL Y-POSITION	10	[M]
$x_3(0)$	INITIAL VEHICLE ANGLE	$\frac{\pi}{4}$	[RAD]
$x_4(0)$	INITIAL VELOCITY	0.5	[M/S]

For our learned model, we initialize a feed forward neural network based on a single hidden layer with 10 neurons. The hidden layer uses sigmoid activation functions, and the output layer uses linear activation. At the first timestep, we assume control inputs of a zero vector are known to be safe. To solve the MPC problem, we use the same $(1+\lambda)$ evolutionary strategy

used in our battery case study. In this case, we modify the optimization algorithm such that we utilize 750,000 mutants. We also increase the maximum prediction horizon to $N_{max} = 12$ to improve the consistency of our results.

C. Results

Much like our battery case study, we conduct 10 individual runs with both our algorithm and a non-robust version. Figures 3 and 4 show runs 1 and 3, respectively. Table 4 shows the safety statistics from the total set of experiments.

Overall, we observe marked improvements to safety with use of our DRO algorithm. With the DRO controller, only 1 of the 10 total runs violates constraints at all and only during a single timestep. The overall violation with the DRO controller is 0.0623% of timesteps. Moreover, the magnitude of the violation with the DRO controller is equivalent to the vehicle skimming the edge of the boundary by less than 0.0386 meters. Conversely, the non robust controller shows significant constraint violation in nearly all 10 runs. The

TABLE IV

SAFETY COMPARISON FOR DRO-MPC AND MPC WITH VEHICLE OBSTACLE AVOIDANCE. THE MAX VIOLATION IS IN TERMS OF THE EUCLIDEAN DISTANCE. THE NUMBERS IN PARENTHESIS ARE THE TOTAL NUMBER OF TIMESTEPS WHERE CONSTRAINTS ARE VIOLATED, WITH THE DENOMINATOR BEING THE NUMBER OF TIMESTEPS BEFORE THE VEHICLE LEAVES THE 100×100 SIZED ENVIRONMENT.

RUN	% VIOLATIONS (DRO)	MAX VIOLATION (DRO) [M]	% VIOLATIONS (NO DRO)	MAX VIOLATION (NO DRO) [M]
1	0% (0/156)	0	2.05 % (3/146)	0.3877
2	0 % (0/145)	0	0.65 % (1/155)	0.0121
3	0.57% (1/174)	0.0386	3.47 % (5/144)	0.4472
4	0 % (0/184)	0	7.94 % (17/214)	0.9986
5	0 % (0/167)	0	1.12 % (2/179)	0.1897
6	0 % (0/140)	0	8.55 % (23/269)	2.6259
7	0 % (0/148)	0	6.74 % (13/193)	1.6726
8	0 % (0/143)	0	4.73 % (8/169)	0.2581
9	0 % (0/182)	0	10.27 % (23/224)	1.1720
10	0 % (0/165)	0	1.14 % (2/175)	0.1772
AVERAGES	0.0623%	0.00386	5.193 %	0.8041

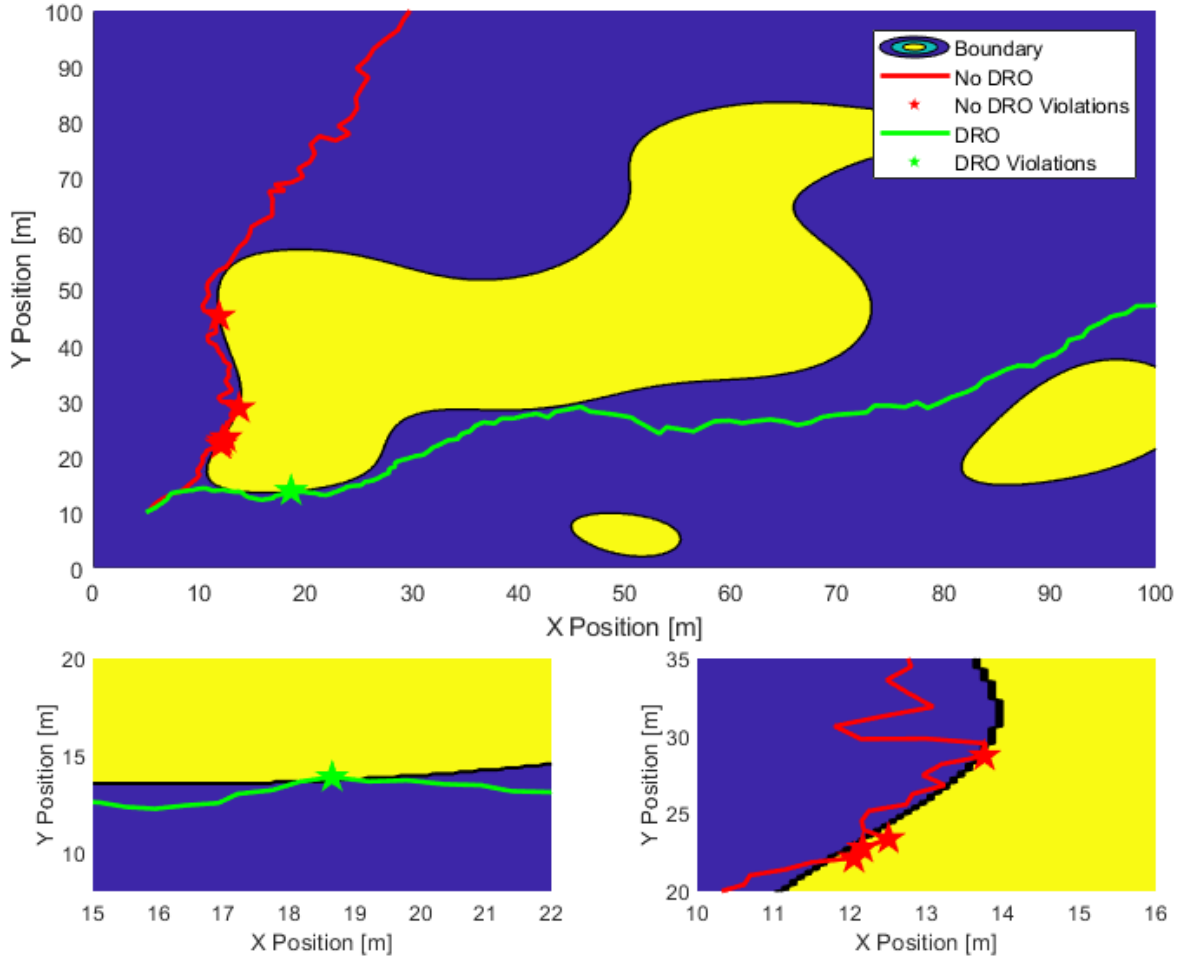


Fig. 5. Comparison of nonlinear MPC Controller with and without DRO for vehicle obstacle avoidance. This figure shows run 3, with the bottom plots revealing close ups of the areas with the highest constraint violation.

constraint violation of the non robust controller averages 0.8041 meters of violation, which represents a complete collision with the obstacle (given our vehicle length $L = 0.5$). Furthermore

in one run, the non robust controller drives the vehicle nearly 3 meters into the boundary before correcting and exiting the unsafe region.

To verify the model is operating in nonlinear portions of the state space, Figure 7 shows the range of the variable x_3 throughout experiment 1.

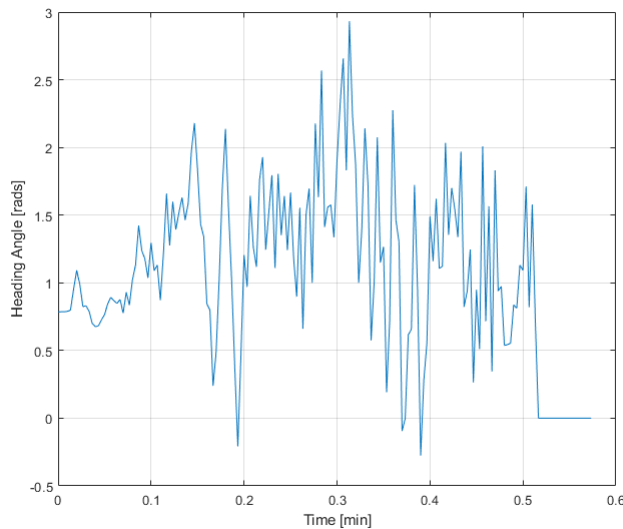


Fig. 6. Heading angle trajectory for run 1 (same as that shown in Figure 6). The total range of heading angles is nearly π , showing exploration of highly nonlinear portions of the state space.

VI. CONCLUSION

This paper presents a distributionally robust model-based control algorithm for zero-shot learning. It addresses the problem of safety during online learning and control, with strong limitations on our aailabel knowledge and subject matter expertise. We adopt a stochastic MPC formulation where we augment constraints with random variables corresponding to empirical distributions of modeling residuals. We apply Wasserstein ambiguity sets to optimize over the worst-case modeling error. This approach provides an out-of-sample safety guarantee which we validate through numerical experiments. For application to convex MPC problems, this added algorithmic framework preserves convexity with minimal additional computation.

Our results provide the basis for several meaningful insights. It is clear that the supporting research for Wasserstein ambiguity sets provide an ideal base for its application to online learning and control. Our numerical experiments indicate our approach is highly effective at providing probabilistic safety guarantees throughout online learning. This is shown even with strong limitations on SME.

REFERENCES

- [1] K. J. Astrom, *Introduction to Stochastic Control Theory*. Courier Corporation, 1970.
- [2] M. V. Kothare, V. Balakrishnan, and M. Morari, "Robust constrained model predictive control using linear matrix inequalities," *Automatica*, vol. 32, no. 10, pp. 1361–1379, 1996.
- [3] L. Hewing, K. P. Wabersich, M. Menner, and M. N. Zeilinger, "Learning-based model predictive control: Toward safe learning in control," *Annual Review of Control, Robotics, and Autonomous Systems*, vol. 3, no. 1, pp. 269–296, 2020. [Online]. Available: <https://doi.org/10.1146/annurev-control-090419-075625>
- [4] S. Dean, S. Tu, N. Matni, and B. Recht, "Safely learning to control the constrained linear quadratic regulator," in *Proceedings of the 2019 American Control Conference*. Philadelphia, PA, USA: IEEE, 2019.
- [5] M. Bujarbaruah, X. Zhang, and F. Borrelli, "Adaptive mpc with chance constraints for fir systems," 2018.
- [6] M. Tanaskovic, L. Fagiano, R. Smith, and M. Morari, "Adaptive receding horizon control for constrained mimo systems," *Automatica*, vol. 50, pp. 3019–3029, 2014.
- [7] U. Rosolia and F. Borrelli, "Learning model predictive control for iterative tasks. a data-driven control framework," *IEEE Transactions on Automatic Control*, vol. 63, no. 7, pp. 1883–1896, 2017.
- [8] T. Koller, F. Berkenkamp, M. Turchetta, and A. Krause, "Learning-based model predictive control for safe exploration," *arXiv*, 2018.
- [9] R. Cheng, G. Orosz, R. Murray, and J. Burdick, "End-to-end safe reinforcement learning through barrier functions for safety-critical continuous control tasks," in *AAAI*, 2019.
- [10] D. D. Fan, J. Nguyen, R. Thakker, N. Alatur, A. akbar Agha-mohammadi, and E. Theodorou, "Bayesian learning-based adaptive control for safety critical systems," *2020 IEEE International Conference on Robotics and Automation (ICRA)*, pp. 4093–4099, 2020.
- [11] J. Choi, F. Castañeda, C. J. Tomlin, and K. Sreenath, "Reinforcement learning for safety-critical control under model uncertainty, using control lyapunov functions and control barrier functions," 2020.
- [12] T. Westenbroek, A. Agrawal, F. Castaneda, S. Sastry, and K. Sreenath, "Combining model-based design and model-free policy optimization to learn safe, stabilizing controllers," in *Proceedings of the 7th IFAC Conference on Analysis and Design of Hybrid Systems*, 2021.
- [13] J. Garcia and F. Fernandes, "A comprehensive survey on safe reinforcement learning," *Journal of Machine Learning Research*, vol. 16, pp. 1437–1480, 2016.
- [14] Y. Chow, O. Nachum, E. Duenez-Guzman, and M. Ghavamzadeh, "A lyapunov-based approach to safe reinforcement learning," in *Advances in Neural Information Processing Systems*, S. Bengio, H. Wallach, H. Larochelle, K. Grauman, N. Cesa-Bianchi, and R. Garnett, Eds., vol. 31. Curran Associates, Inc., 2018.
- [15] K. Srinivasan, B. Eysenbach, S. Ha, J. Tan, and C. Finn, "Learning to be safe: Deep RL with a safety critic," *CoRR*, vol. abs/2010.14603, 2020. [Online]. Available: <https://arxiv.org/abs/2010.14603>
- [16] J. García and F. Fernández, "Safe exploration of state and action spaces in reinforcement learning," *CoRR*, vol. abs/1402.0560, 2014. [Online]. Available: <http://arxiv.org/abs/1402.0560>
- [17] T. J. Perkins and A. G. Barto, "Lyapunov design for safe reinforcement learning," *J. Mach. Learn. Res.*, vol. 3, no. null, p. 803–832, mar 2003.
- [18] S. Levine, C. Finn, T. Darrell, and P. Abbeel, "End-to-end training of deep visuomotor policies," *CoRR*, vol. abs/1504.00702, 2015. [Online]. Available: <http://arxiv.org/abs/1504.00702>
- [19] J. Coulson, J. Lygeros, and F. Dorfler, "Distributionally robust chance constrained data-enabled predictive control," *IEEE Transactions on Automatic Control*, pp. 1–1, 2021.
- [20] Z. Zhong, E. A. del Rio-Chanona, and P. Petsagkourakis, "Data-driven distributionally robust mpc using the wasserstein metric," 2021. [Online]. Available: <https://arxiv.org/abs/2105.08414>
- [21] A. Nilim and L. E. Ghaoui, "Robust control of markov decision processes with uncertain transition matrices," *Operations Research*, vol. 53, no. 5, 2005.
- [22] M. J. Khojasteh, V. Dhiman, M. Franceschetti, and N. Atanasov, "Probabilistic safety constraints for learned high relative degree system dynamics," in *LADC*, 2020.
- [23] B. P. V. Parys, D. Kuhn, P. J. Goulart, and M. Morari, "Distributionally robust control of constrained stochastic systems," *IEEE Transactions on Automatic Control*, vol. 61, no. 2, pp. 430–442, 2016.
- [24] J. Paulson, E. Buehler, and A. Mesbah, "Arbitrary polynomial chaos for uncertainty propagation of correlated random variables in dynamic systems," *IFAC PapersOnLine*, vol. 50, no. 1, pp. 3548–3553, 2017.
- [25] P. Esfahani and D. Kuhn, "Data-driven distributionally robust optimization using the wasserstein metric: Performance guarantees and tractable reformulations," *Mathematical Programming*, vol. 171, no. 1–2, pp. 115–166, 2018.
- [26] R. Gao and A. J. Kleywegt, "Distributionally robust stochastic optimization with wasserstein distance," *arXiv*, 2016.
- [27] C. Zhao and Y. Guan, "Data-driven risk-averse stochastic optimization with wasserstein metric," *Operations Research Letters*, vol. 46, no. 2, pp. 262–267, 2018.
- [28] I. Yang, "Wasserstein distributionally robust stochastic control: A data-driven approach," *arXiv*, 2018.
- [29] A. Kandel, S. Park, and S. Moura, "Distributionally robust surrogate optimal control for high-dimensional systems," 2021.

- [30] A. Kandel and S. Moura, “Safe wasserstein constrained deep q-learning,” *arXiv*, 2020.
- [31] E. Lecarpentier and E. Rachelson, “Non-stationary markov decision processes, a worst-case approach using model-based reinforcement learning,” in *Advances in Neural Information Processing Systems 32*. Curran Associates, Inc., 2019, pp. 7216–7225.
- [32] K. Asadi, D. Misra, and M. L. Littman, “Lipschitz continuity in model-based reinforcement learning,” 2018.
- [33] I. Akbar, “Uncertainty estimation in continuous models applied to reinforcement learning,” Ph.D. dissertation, UC San Diego, 2019.
- [34] I. Yang, “A convex optimization approach to distributionally robust markov decision processes with wasserstein distance,” *IEEE Control Systems Letters*, vol. 1, no. 1, pp. 164–169, 2017.
- [35] C. Duan, W. Fang, L. Jiang, L. Yao, and J. Liu, “Distributionally robust chance-constrained approximate ac-opf with wasserstein metric,” *IEEE Transactions on Power Systems*, vol. 33, no. 5, pp. 4924–4936, 2018.
- [36] B. Zhang, R. Rajan, L. Pineda, N. O. Lambert, A. Biedenkapp, K. Chua, F. Hutter, and R. Calandra, “On the importance of hyperparameter optimization for model-based reinforcement learning,” *CoRR*, vol. abs/2102.13651, 2021. [Online]. Available: <https://arxiv.org/abs/2102.13651>
- [37] L. Li, K. G. Jamieson, G. DeSalvo, A. Rostamizadeh, and A. Talwalkar, “Efficient hyperparameter optimization and infinitely many armed bandits,” *CoRR*, vol. abs/1603.06560, 2016. [Online]. Available: <http://arxiv.org/abs/1603.06560>
- [38] F. Berkenkamp, M. Turchetta, A. Schoellig, and A. Krause, “Safe model-based reinforcement learning with stability guarantees,” in *Advances in Neural Information Processing Systems*, I. Guyon, U. V. Luxburg, S. Bengio, H. Wallach, R. Fergus, S. Vishwanathan, and R. Garnett, Eds., vol. 30. Curran Associates, Inc., 2017.
- [39] T. P. Lillicrap, J. J. Hunt, A. Pritzel, N. Heess, T. Erez, Y. Tassa, D. Silver, and D. Wierstra, “Continuous control with deep reinforcement learning,” 2015.
- [40] J. Achiam, D. Held, A. Tamar, and P. Abbeel, “Constrained policy optimization,” in *Proceedings of the 2017 International Conference on Machine Learning (ICML)*. Sydney, Australia: PMLR, 2017.
- [41] M. Doyle, T. Fuller, and J. Newman, “Modeling of galvanostatic charge and discharge of the lithium/polymer/insertion cell,” *Journal of the Electrochemical Society*, vol. 140, no. 6, pp. 1526–1533, 1993.
- [42] H. Perez, X. Hu, S. Dey, and S. Moura, “Optimal charging of li-ion batteries with coupled electro-thermal-aging dynamics,” *IEEE Transactions on Vehicular Technology*, vol. 66, no. 7, pp. 7761–7770, 2017.

APPENDIX

A. Slow Model Adaptation

To accommodate potential cases where the true plant dynamics change slowly over time, we can adopt the following

approach which preserves the safety guarantees of the Wasserstein DRO framework. We have system dynamics $x \in \mathbb{R}^n$ with no finite escape time. Furthermore, $g(x, u, \theta) \leq c$ is our constraint function. Suppose it holds that the function g behaves in the following manner (similarly, although not identically, to a Lipschitz continuous function):

$$\max_{x \in \mathcal{X}, u \in \mathcal{U}, \delta \theta} |g(x, u, \theta + \delta \theta) - g(x, u, \theta)| \leq C \quad (35)$$

where $\delta \theta = \theta^*(t+1) - \theta^*(t)$ is any possible deviation in the model parameters over the course of a single state transition. The value $\delta \theta$ is bounded. Consider we are at time t of the experiment. Let us represent the 1-step residual at time $j = t - k$, where $k \in \{1, 2, \dots, t\}$ is an integer, as:

$$r(j) = g(x(j), u(j), \theta^*(j)) - g(x(j), u(j), \theta(j)) \quad (36)$$

where $\theta^*(j)$ is the parameterization of the true plant at time j , and $\theta(j)$ is the learned model at time j . If we add a value to the residual $r(j)$ of $C \cdot k \cdot \text{sgn}(r(j))$,

$$\tilde{r}(j) = r(j) + C \cdot k \cdot \text{sgn}(r(j)) \quad (37)$$

we accommodate for worst-case model adaptation in our algorithm. This scheme, coupled with a judiciously designed moving window of residuals, can accommodate model adaptation in the true underlying plant.

This provides a conservative, but robust means to address additional model adaptation throughout the learning process. Ideally the bound on the change of the constraint function C is small, meaning the true plant changes gradually over time. In this case, the additional offset will present a relatively small additional contribution to the overall robust offset.

B. Visualization of DRO Offset and PoE Demonstration

To visualize both an added PoE component and the DRO offset, we run the following additional experiment, plotting the evolution of the offset throughout time. Here, we consider a set \mathcal{N} of additive Uniform noise to the control input capped at ± 5 . The following figure shows these results:

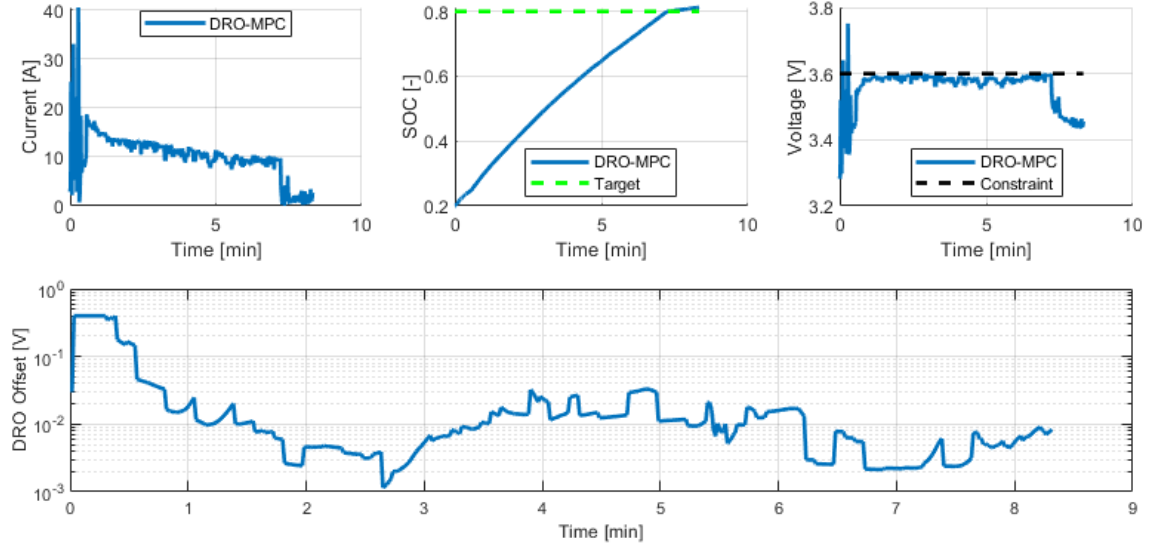


Fig. 7. Battery experiment showing time evolution of the DRO offset and added PoE component. The PoE component adds more noise to the input signal while maintaining probabilistic constraint satisfaction. We cap the DRO offset at $r_{DRO;max} = 0.4$ (the max true value was temporarily 14.24), which would create an empty feasible set). Remark 6 in Section III.E describes how this kind of decision facilitates implementation. The two initial voltage peaks are the only timesteps with any constraint violation.