
MULTI-PHOTON SYNTHETIC LATTICES IN MULTI-PORT WAVEGUIDE ARRAYS: SYNTHETIC ATOMS AND FOCK GRAPHS

A PREPRINT

Konrad Tschernig*
Max-Born-Institut
Max-Born-Straße 2A
12489 Berlin, Germany

Roberto de J. León-Montiel
Instituto de Ciencias Nucleares
Universidad Nacional Autónoma de México
Apartado Postal 70-543, 04510 Cd. Mx., México

Armando Perez-Leija
Max-Born-Institut
Max-Born-Straße 2A
12489 Berlin, Germany

Kurt Busch
Humboldt-Universität zu Berlin
Institut für Physik, AG Theoretische Optik & Photonik
Newtonstraße 15, 12489 Berlin, Germany

April 2, 2020

ABSTRACT

Activating transitions between internal states of physical systems has emerged as an appealing approach to create lattices and complex networks. In such a scheme, the internal states or modes of a physical system are regarded as lattice sites or network nodes in an abstract space whose dimensionality may exceed the systems' apparent (geometric) dimensionality. This introduces the notion of synthetic dimensions, thus providing entirely novel pathways for fundamental research and applications. Here, we analytically show that the propagation of multi-photon states through multi-port waveguide arrays gives rise to synthetic dimensions where a single waveguide system generates a multitude of synthetic lattices. Since these synthetic lattices exist in photon-number space, we introduce the concept of pseudo-energy and demonstrate its utility for studying multi-photon interference processes. Specifically, the spectrum of the associated pseudo-energy operator generates a unique ordering of the relevant states. Together with generalized pseudo-energy ladder operators, this allows for representing the dynamics of multi-photon states by way of pseudo-energy term diagrams that are associated with a *synthetic atom*. As a result, the pseudo-energy representation leads to concise analytical expressions for the eigensystem of N photons propagating through M nearest-neighbor coupled waveguides. In the regime where $N > 2$ and $M > 2$, non-local coupling in Fock space gives rise to hitherto unknown all-optical dark states which display intriguing non-trivial dynamics.

1 Introduction

The concept of synthetic dimensions has recently opened the door to novel perspectives for expanding the dimensionality of well-understood physical systems [1, 2, 3, 4, 5]. One strategy to explore synthetic dimensions consists in driving the associated dynamical systems in order to activate the coupling between different internal modes which under normal conditions remain uncoupled [6]. By doing so, the resulting coupled modes exhibit lattice-like structures that exist in an abstract space which is nonetheless physical. The importance of synthetic lattices lies on the fact that they allow us to explore a variety of effects that are not available in spatial or temporal domains.

To illustrate the basic idea of activating synthetic dimensions, and to set the stage for the present work, we begin by elucidating how a one-dimensional quantum harmonic oscillator generates a lattice in Fock space. The oscillator's Hamiltonian is given as $\hat{H} = \omega (\hat{a}^\dagger \hat{a} + \frac{1}{2})$, and its dynamics is governed by the Schrödinger equation $i\partial_t |\Psi(t)\rangle = \hat{H} |\Psi(t)\rangle$.

*Corresponding author: konrad.tschernig@mbi-berlin.de

Here, ω is the angular frequency of the oscillator, and \hat{a} and \hat{a}^\dagger denote, respectively, the annihilation and creation operators [7]. Notice, we have set the reduced Planck constant and the oscillator mass to unity, i.e., $\hbar = 1$ and $m_o = 1$. When the oscillator is initially prepared in the eigenstate $|\Psi(0)\rangle = |n\rangle$, then it will remain in this state, only acquiring a time-dependent phase factor during evolution, i.e., $|\Psi(t)\rangle = e^{-i(n+\frac{1}{2})\omega t} |n\rangle$. No transitions to other eigenstates occur. However, by subjecting the oscillator to a time-dependent displacement, $\hat{x}(t) = f(t)(\hat{a}^\dagger + \hat{a})$, the Hamiltonian acquires the form $\hat{H}(t) = \omega(\hat{a}^\dagger \hat{a} + \frac{1}{2}) + f(t)(\hat{a}^\dagger + \hat{a})$. Substituting the general state vector $|\Psi(t)\rangle = \sum_{m=0}^{\infty} c_m(t) |m\rangle$ - where $c_m(t) = \langle m | \hat{U}(t) | \Psi(0) \rangle$ are the transition amplitudes from the initial state $|\Psi(0)\rangle$ to the final state $|m\rangle$ and $\hat{U}(t)$ is the time evolution operator - into the Schrödinger equation, we find that the amplitudes $c_m(t)$ obey the semi-infinite set of coupled differential equations

$$i \frac{dc_0}{dt} = f(t)c_1(t), \quad (1)$$

$$i \frac{dc_m}{dt} = \omega m c_m(t) + f(t) (\sqrt{m} c_{m-1}(t) + \sqrt{m+1} c_{m+1}(t)). \quad (2)$$

These equations clearly illustrate that the time dependent displacement $\hat{x}(t)$ activates transitions between the amplitudes $c_{m-1}(t)$, $c_m(t)$, and $c_{m+1}(t)$. This implies that in Fock space the oscillator generates a lattice, where it can "hop" from eigenstate $|m\rangle$ to the adjacent eigenstates $|m-1\rangle$ and $|m+1\rangle$ with *hopping rates* $f(t)\sqrt{m}$ and $f(t)\sqrt{m+1}$, respectively [8, 9, 10, 11, 12, 13, 14].

In general, applying dynamic modulations to the potentials associated with physical systems induces coupling among the supported eigenstates. Using this technique, a photonic topological insulator in synthetic dimensions has been recently implemented via modulated waveguide lattices [15, 16]. Synthetic dimensions have also been explored in harmonic traps [17], optical lattices [18], cavities [14] and even in room-temperature Rydberg atoms [19].

Within the realm of optics and photonics, synthetic dimensions can be created by exploiting the spatial, temporal, polarization, and frequency degrees of freedom of light [6]. For instance, large-scale parity-time symmetric lattices have been implemented in the temporal domain using optical fiber loops endowed with gain and loss [20, 21] and a driven-dissipative analogon of the four-dimensional quantum Hall effect has been observed in a spatially 3D resonator lattice [4].

In this work, we show that high-dimensional lattices emerge in photon-number space when a photonic lattice of M ports [22, 23] is excited by N indistinguishable photons, see Fig. (1). More precisely, the Fock-representation of N -photon states in systems composed of M evanescently coupled single-mode waveguides yields to a new layer of abstraction where the associated states can be visualized as the energy levels of a *synthetic atom* that features a number of allowed and disallowed transitions between its energy levels.

In photonic waveguide lattices, where all the waveguides are coupled to each other, the quantum optical Hamiltonian in paraxial approximation is given as $\hat{H} = \sum_{j=1}^M \beta_j \hat{a}_j^\dagger \hat{a}_j + \sum_{i \neq j}^M \kappa_{ij} \hat{a}_i^\dagger \hat{a}_j$, [24], where \hat{a}_j^\dagger and \hat{a}_j , respectively, are bosonic creation and annihilation operators for photons in the j -th waveguide. Further, β_j denotes the propagation constant of the j -th waveguide and κ_{ij} is the coupling coefficient between the i -th and j -th waveguide.

For simplicity we restrict our subsequent analysis to the simplest scenario of (in real space) essentially one-dimensional waveguide arrays with nearest-neighbor couplings

$$\hat{H} = \sum_{j=1}^M \left[\beta_j \hat{a}_j^\dagger \hat{a}_j + \kappa_{j,j-1} \hat{a}_{j-1}^\dagger \hat{a}_j + \kappa_{j,j+1} \hat{a}_{j+1}^\dagger \hat{a}_j \right]. \quad (3)$$

Under these premises, the propagation of a single-photon along the waveguide can be described using the Heisenberg equations of motion for the bosonic creation operators [25, 26]

$$i \frac{d\hat{a}_m^\dagger}{dz} = \beta_m \hat{a}_m^\dagger + \kappa_{m,m-1} \hat{a}_{m-1}^\dagger + \kappa_{m,m+1} \hat{a}_{m+1}^\dagger, \quad (4)$$

where $m = 1, \dots, M$. Accordingly, the single-photon response is computed through the input-output transformation $\hat{a}_m^\dagger(0) = \sum_{n=1}^M U_{m,n}(z) \hat{a}_n^\dagger(z)$, where $U_{m,n}(z)$ denotes the (m, n) matrix element of the evolution operator $\hat{U}(z) = \exp(-iz\hat{H})$ [27]. Using this formalism, it is straightforward to show that an initial N -photon state $|n_1, n_2, \dots, n_M\rangle$, with $N = \sum_{m=1}^M n_m$, will transform into the output state

$$|\Psi(0)\rangle = \frac{(\hat{a}_1^\dagger(0))^{n_1} \dots (\hat{a}_M^\dagger(0))^{n_M}}{\sqrt{n_1! \dots n_M!}} |0\rangle \xrightarrow{z} \frac{\left(\sum_{n=1}^M U_{1,n}(z) \hat{a}_n^\dagger(z) \right)^{n_1} \dots \left(\sum_{n=1}^M U_{M,n}(z) \hat{a}_n^\dagger(z) \right)^{n_M}}{\sqrt{n_1! \dots n_M!}} |0\rangle. \quad (5)$$

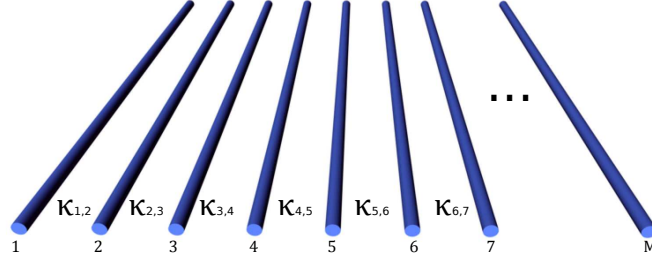


Figure 1: One-dimensional array of M identical nearest-neighbour evanescently coupled waveguides with coupling coefficients $\kappa_{m,m+1}$.

In the context of waveguide lattices, the input-output formalism is by far the most common approach used to compute the output states [28]. Nonetheless, as we will demonstrate in the remainder of the manuscript, the input-output scheme fails to expose the intrinsic coupling interactions between the emerging states.

In what follows, we use the equivalent Schrödinger-picture formalism to unveil the high-dimensional lattice structures arising from the propagation of multiple photons through multi-port waveguide systems. To do so, we first notice that N indistinguishable photons exciting M coupled waveguides, give rise to a total of $N_F = (N + M - 1)!/N!(M - 1)!$ states which are given by all permutations of the integer partitions of N among the M sites.

For the trivial case of $N = 1$ photon, we simply obtain a set of M states

$$|1_m\rangle = |0, \dots, \underbrace{1}_{m\text{'th waveguide}}, \dots, 0\rangle, \quad (6)$$

with $m = 1, \dots, M$. By computing the matrix elements of the Hamiltonian given in (3) for $N = 1$, $H_{n,m} = \langle 1_n | \hat{H} | 1_m \rangle = \beta_n \delta_{m,n} + \kappa_{n,m-1} \delta_{n,m-1} + \kappa_{n,m+1} \delta_{n,m+1}$, one can readily see that the single-photon states are coupled to each other as displayed by the equations

$$i \frac{d}{dz} |1_m\rangle = \beta_m |1_m\rangle + \kappa_{m,m-1} |1_{m-1}\rangle + \kappa_{m,m+1} |1_{m+1}\rangle, \quad (7)$$

in agreement with (4).

We now consider the more interesting scenario of N photons propagating through a waveguide beam splitter, $M = 2$, with propagation constants β_1 and β_2 and symmetric coupling, i.e., $\kappa_{1,2} = \kappa_{2,1} \equiv \kappa$. In this case, there exists a total of $(N + 1)$ states, namely $|0, N\rangle, |1, N - 1\rangle, \dots, |N - 1, 1\rangle, |N, 0\rangle$, and the Hamiltonian given in (3) acquires the form

$$\hat{H} = \beta_1 \hat{a}_1^\dagger \hat{a}_1 + \beta_2 \hat{a}_2^\dagger \hat{a}_2 + \kappa \hat{a}_1^\dagger \hat{a}_2 + \kappa \hat{a}_1 \hat{a}_2^\dagger. \quad (8)$$

Computing the matrix elements $\hat{H}_{(m,n),(p,q)} = \langle m, n | \hat{H} | p, q \rangle$ reveals that the states obey the $(N + 1)$ equations of motion

$$i \frac{d}{dz} |m, n\rangle = (\beta_1 m + \beta_2 n) |m, n\rangle + C_m |m - 1, n + 1\rangle + C_{m+1} |m + 1, n - 1\rangle, \quad (9)$$

with $C_m = \kappa \sqrt{m(n + 1)}$ and $n = N - m$ [29]. This indicates that inside a waveguide beam splitter the amplitudes of two-mode N -photon states evolve coupled to each other with hopping rates C_m , and the corresponding phases depend on both propagation constants.

For the case of two identical waveguides we have $\beta_1 = \beta_2 = \beta$ so that the first term on the r.h.s. of (9) becomes $\beta N |m, N - m\rangle$ which indicates that all the states will exhibit the same *effective propagation constant*. Interestingly, it has been recently shown that waveguide beam splitters produce the Discrete Fractional Fourier Transform (DFrFT) of N -photon states [29], as well as exceptional points of arbitrary order, provided that losses are introduced in one of the waveguides [30].

On the other hand, when considering two non-identical waveguides, $\beta_1 \neq \beta_2$, the first term on the r.h.s. of (9) acquires the form $[(\beta_1 - \beta_2)m + \beta_2 N] |m, N - m\rangle$. Remarkably, the term $[(\beta_1 - \beta_2)m]$ indicates that the state evolution will be influenced by an effective *ramping potential* in the same fashion as in the case of classical waves in Bloch oscillator systems [31, 12, 32]. Consequently, we can tailor the dynamics of N -photon states by simply adjusting the *Bloch slope* $(\beta_1 - \beta_2)$ in order to suppress and/or create certain output states. As an illustration, we depict in Figure 2 the

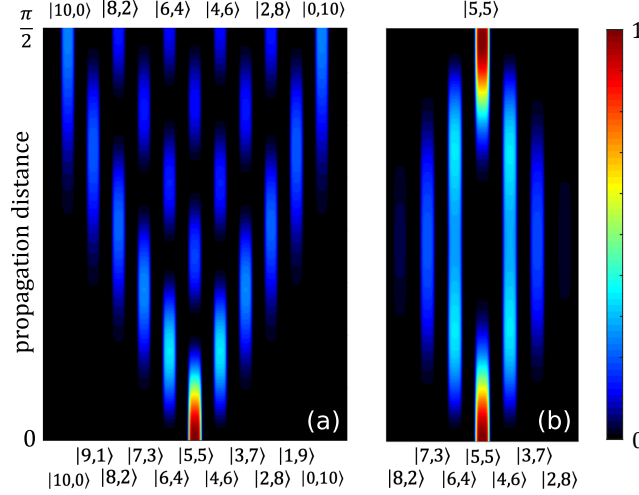


Figure 2: Probability distribution $\left| \langle m, N-m | \hat{U}(z) | \psi(0) \rangle \right|^2$ for the initial state $|\psi(0)\rangle = |5, 5\rangle$ propagating through a waveguide beam splitter with (a) $\beta_1 = \beta_2 = 1$ (discrete “diffraction” in state space) and (b) $\beta_1 = 0$ and $\beta_2 = 4$ (“Bloch oscillations” in state space).

probability evolution for the initial state $|5, 5\rangle$ in a waveguide beam splitter with coupling coefficient $\kappa = 1$ (a) for $\beta_1 = \beta_2 = 1$ and (b) for $\beta_1 = 0, \beta_2 = 4$. While case (a) corresponds to discrete “diffraction” of the initial state in state space, case (b) corresponds to “Bloch oscillations” in state space. Note, that throughout this work we present all simulations using the normalized propagation coordinate $z = \kappa Z$, where Z is the actual propagation distance and κ stands for the nearest-neighbor coupling coefficient. After the above introductory examples, we now proceed to consider the most interesting case where multiple photons $N > 1$ excite more than two waveguides $M > 2$. In order to motivate the concept of pseudo-energy we first examine the simplest case of a waveguide trimer, $M = 3$, that is excited by $N = 2$ photons and then move on to the general case.

For a waveguide trimer and two identical photons, the Hamiltonian takes the form

$$\begin{aligned} \hat{H} = & \beta_1 \hat{a}_1^\dagger \hat{a}_1 + \beta_2 \hat{a}_2^\dagger \hat{a}_2 + \beta_3 \hat{a}_3^\dagger \hat{a}_3 \\ & + \kappa_1 (\hat{a}_1^\dagger \hat{a}_2 + \hat{a}_2^\dagger \hat{a}_1) + \kappa_2 (\hat{a}_2^\dagger \hat{a}_3 + \hat{a}_3^\dagger \hat{a}_2). \end{aligned} \quad (10)$$

In this scenario, we have a total of 6 photon-number states obeying the following coupled set of equations of motion

$$i \frac{d}{dz} |200\rangle = 2\beta_1 |200\rangle + \sqrt{2}\kappa_1 |110\rangle \quad (11)$$

$$i \frac{d}{dz} |110\rangle = (\beta_1 + \beta_2) |110\rangle + \kappa_2 |101\rangle \quad (12)$$

$$+ \sqrt{2}\kappa_1 (|200\rangle + |020\rangle) \quad (13)$$

$$i \frac{d}{dz} |020\rangle = 2\beta_2 |020\rangle + \sqrt{2}\kappa_1 |110\rangle + \sqrt{2}\kappa_2 |011\rangle \quad (14)$$

$$i \frac{d}{dz} |101\rangle = (\beta_1 + \beta_3) |101\rangle + \kappa_1 |011\rangle + \kappa_2 |110\rangle \quad (15)$$

$$i \frac{d}{dz} |011\rangle = (\beta_2 + \beta_3) |011\rangle + \kappa_1 |101\rangle \quad (16)$$

$$+ \sqrt{2}\kappa_2 (|002\rangle + |020\rangle) \quad (17)$$

$$i \frac{d}{dz} |002\rangle = 2\beta_3 |002\rangle + \sqrt{2}\kappa_2 |011\rangle. \quad (18)$$

As in the earlier examples, here we also have the possibility of molding the state dynamics via tuning the propagation constants and coupling coefficients. For instance, for equal coupling coefficients $\kappa_1 = \kappa_2 = 1$ and identical waveguides $\beta_1 = \beta_2 = \beta_3 = 0$, we observe a periodic spreading and contraction of the two-photon wave function, as illustrated in Figure 3 (a). In contrast, choosing a different propagation constant for the central waveguide,

$ 2, 0, 0\rangle$	$ 1, 1, 0\rangle$	$ 0, 2, 0\rangle$	$ 1, 0, 1\rangle$	$ 0, 1, 1\rangle$	$ 0, 0, 2\rangle$
$ 2, 0, 0\rangle$	$ 1, 1, 0\rangle$	$ 1, 0, 1\rangle$	$ 0, 2, 0\rangle$	$ 0, 1, 1\rangle$	$ 0, 0, 2\rangle$

Table 1: Possible lattice configurations for states arising in a waveguide trimer exited by two photons.

$\beta_2 = 2$, leads to a quasi-periodic evolution, Figure 3 (b). Indeed, this quasi-periodic evolution occurs because the ratios between the eigenvalues of the coupling matrix are irrational numbers. We would like to emphasize that at the propagation distance indicated by the dashed line in Figure 3 (b), the input state $|101\rangle$ evolves into a quasi two-photon N00N state in state space, which is reminiscent of the Hong-Ou-Mandel effect [33].

To describe the photon dynamics in the waveguide trimer, we have obtained an even number of equations. At this point, the way in which the states should be arranged into a synthetic lattice is not at all clear. To be precise, the six states representing the sites of the synthetic lattice can be sorted into at least two distinct natural sequences as shown in Table 1.

Clearly, arranging the states into a lattice (i.e., sorting) and analyzing the corresponding equations of motion becomes rather cumbersome when considering higher photon numbers in multiple coupled waveguides. In the following section, we, therefore, introduce a concise and universal method that facilitates studying the general case of $N > 1$ photons propagating in arrays formed by $M > 2$ waveguides. The resulting structures follow from physical and mathematical considerations that eventually allow us to describe multi-photon processes in waveguide arrays in a surprising and remarkable way that resembles the quantum-mechanical description of multi-level atoms.

2 Pseudo energy representation

We now introduce a concept analogous to the concept of energy and we, therefore, refer to it as the *pseudo-energy*. As we show below, the concept of *pseudo-energy* is rather useful since it facilitates a unique sorting of multi-photon Fock states in a physically meaningful way and allows for establishing a correspondence between Fock states and the energy levels of a *synthetic atom*. Concurrently, we identify *pseudo-energy ladder operators* along with *pseudo-exchange-energies* in order to define the corresponding *selection rules* in Fock space for transitions between the *pseudo-energy* levels of the *synthetic atom*.

We consider N indistinguishable photons propagating in an array of M lossless evanescently coupled waveguides that give rise to $N_F = (N + M - 1)!/N!(M - 1)!$ Fock states $|n_1, \dots, n_M\rangle$, fulfilling the condition $\sum_{m=1}^M n_m = N$. The first issue to be addressed is to determine a way of sorting the multi-photon states in Fock space in a meaningful way. To do so, we associate a unique numerical value to every state $|n_1, \dots, n_M\rangle$ as follows

$$\begin{aligned} |n_1, \dots, n_M\rangle &\Rightarrow [n_1 \dots n_M]_{N+1} \\ &= n_1 \times (N+1)^0 + \dots + n_M \times (N+1)^{M-1}. \end{aligned} \quad (19)$$

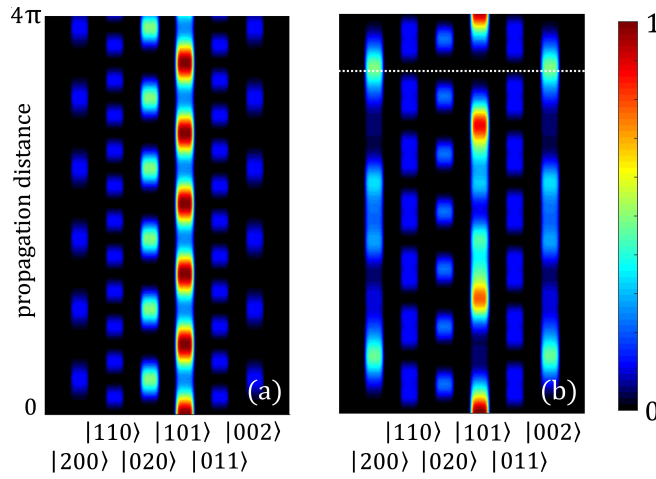


Figure 3: Probability distribution $\left| \langle n_1, n_2, n_3 | \hat{U}(z) | \psi(0) \rangle \right|^2$ for the initial state $|\psi(0)\rangle = |1, 0, 1\rangle$ propagating through a balanced 3-waveguide beam splitter ($\kappa_1 = \kappa_2 = 1$) with (a) $\beta_1 = \beta_2 = \beta_3 = 0$ and (b) $\beta_1 = \beta_3 = 0$ and $\beta_2 = 2$. At the dotted horizontal line the state has evolved almost exactly into a two-photon N00N state in state space.

Here, the subscript $N + 1$ indicates that the numbers in the square brackets have to be expressed in base $N + 1$, and the least significant digit is the left-most number n_1 . Observing that $[n_1 \dots n_M]_{N+1} = \sum_{m=1}^M (N + 1)^{m-1} n_m$ allows us to define the *pseudo-energy operator*

$$\hat{K}^{(N,M)} = \sum_{m=1}^M (N + 1)^{m-1} \hat{n}_m, \quad (20)$$

such that its action on the N -photon- M -mode Fock states $|n_1, \dots, n_M\rangle$ yields

$$\hat{K}^{(N,M)} |n_1, \dots, n_M\rangle = K(n_1, \dots, n_M) |n_1, \dots, n_M\rangle, \quad (21)$$

with eigenspectrum $K(n_1, \dots, n_M) = \sum_{m=1}^M (N + 1)^{m-1} n_m$. From (21), we readily infer the smallest and largest eigenvalues $K_{\min} = K(N, 0, \dots, 0, 0) = [N.0 \dots 0.0]_{N+1} = N$ and $K_{\max} = K(0, 0, \dots, 0, N) = [0.0 \dots 0.N]_{N+1} = N(N + 1)^{M-1}$, respectively. Accordingly, the eigenvalues are bounded by $K_{\min} \leq K_\nu \leq K_{\max}$.

As a result, in order to sort the associated Fock states, we have to compute the corresponding K_ν 's and arrange them in ascending order. The resulting ladder of K_ν 's then defines the synthetic lattices formed by the states. We refer to this ordering as the *pseudo-energy representation* of the N -photon- M -mode Fock states.

For illustration, we revisit the above case of $N = 2$ photons propagating in an array of $M = 3$ waveguides. Accordingly, there are $N_F = 6$ states and the spectrum of the pseudo-energy operator $\hat{K}^{(2,3)}$ comprises 6 integers

$$\begin{aligned} & \{[2.0.0]_3, [1.1.0]_3, [0.2.0]_3, [1.0.1]_3, [0.1.1]_3, [0.0.2]_3\} \\ & = \{2, 4, 6, 10, 12, 18\}. \end{aligned} \quad (22)$$

Using these numbers we readily obtain the pseudo-energy representation of the 2-photon-3-mode Fock space

$$\begin{aligned} |2, 0, 0\rangle &= |[2.0.0]_3 = 2\rangle = |K_1\rangle, \\ |1, 1, 0\rangle &= |[1.1.0]_3 = 4\rangle = |K_2\rangle, \\ |0, 2, 0\rangle &= |[0.2.0]_3 = 6\rangle = |K_3\rangle, \\ |1, 0, 1\rangle &= |[1.0.1]_3 = 10\rangle = |K_4\rangle, \\ |0, 1, 1\rangle &= |[0.1.1]_3 = 12\rangle = |K_5\rangle, \\ |0, 0, 2\rangle &= |[0.0.2]_3 = 18\rangle = |K_6\rangle. \end{aligned} \quad (23)$$

Consequently, we designate K_ν as the *pseudo-energy* of the ν -th Fock state in the N -photon- M -mode Fock space

$$|K_\nu\rangle = \left| \left[n_1^{(\nu)} \dots n_M^{(\nu)} \right]_{N+1} \right\rangle = |n_1^{(\nu)}, \dots, n_M^{(\nu)}\rangle, \quad (24)$$

with $\nu = 1, \dots, N_F$. In general, for any given N, M and pseudo-energy K_ν , the inverse mapping onto the mode-occupation numbers is

$$n_m^{(\nu)} = (K_\nu \div (N + 1)^{m-1}) \# (N + 1), \quad (25)$$

where the symbol \div corresponds to integer division and $\#$ is the modulo operator.

We now proceed to show how the pseudo energy representation of Fock states allows us to express the equations of motion of N photons in M waveguides in a concise way. To do so, we take a closer look at the action of the operator $\hat{a}_i^\dagger \hat{a}_j$ on a Fock state

$$\begin{aligned} \hat{a}_i^\dagger \hat{a}_j |n_1, \dots, n_M\rangle &= \sqrt{(n_i + 1)n_j} |n_1, \dots, n_i + 1, \\ & \dots, n_j - 1, \dots, n_M\rangle. \end{aligned} \quad (26)$$

If the state $|n_1, \dots, n_M\rangle$ corresponds to the pseudo-energy K_ν , then the resulting state on the r.h.s. of (26) must have the pseudo-energy

$$\begin{aligned} K_\mu &= [n_1 \dots n_i + 1 \dots n_j - 1 \dots n_M]_{N+1} \\ &= K_\nu + (N + 1)^{i-1} - (N + 1)^{j-1}. \end{aligned} \quad (27)$$

Therefore, the action of $\hat{a}_i^\dagger \hat{a}_j$ changes the pseudo-energy of Fock states by the amount

$$\Delta K_{ij} = (N + 1)^{i-1} - (N + 1)^{j-1} = -\Delta K_{ji}, \quad (28)$$

which we denote as the *pseudo-exchange energy* associated with the tunneling process taking place between waveguides i and j . In this sense the operators $\hat{a}_i^\dagger \hat{a}_j$ can be thought of as *pseudo-energy ladder operators*, which raise or lower the pseudo-energy of Fock states. Consequently, we can write

$$\langle K_\mu | \kappa_{ij} \hat{a}_i^\dagger \hat{a}_j | K_\nu \rangle = \kappa_{ij} \sqrt{\left(n_i^{(\nu)} + 1\right) n_j^{(\nu)}} \delta_{K_\mu, K_\nu + \Delta K_{ij}}. \quad (29)$$

The physical significance of (29) is that a direct transition between the states $|K_\mu\rangle$ and $|K_\nu\rangle$ is only possible if there exists a pseudo-exchange energy ΔK_{ij} such that

$$|\Delta K_{ij}| = |K_\mu - K_\nu|. \quad (30)$$

Obviously, (30) defines the *selection rules* in Fock space. Together with the action of the photon number operators \hat{n}_m , the full system of coupled equations governing the propagation of N photons through M coupled waveguides in the pseudo-energy representation is given by

$$\begin{aligned} i \frac{d}{dz} |K_\mu\rangle &= \sum_{m=1}^M \beta_m n_m^{(\mu)} |K_\mu\rangle \\ &+ \sum_{\nu=1}^{N_F} \sum_{i,j=1}^M \kappa_{ij} \sqrt{\left(n_i^{(\nu)} + 1\right) n_j^{(\nu)}} \delta_{K_\mu, K_\nu + \Delta K_{ij}} |K_\nu\rangle. \end{aligned} \quad (31)$$

For the case of nearest-neighbour coupled, identical waveguides, where all the propagation constants are the same, the relevant pseudo-exchange energies are $\Delta K_i = \Delta K_{i+1,i} = N(N+1)^{i-1}$ and the set of coupled equations reduces to

$$\begin{aligned} i \frac{d}{dz} |K_\mu\rangle &= N\beta |K_\mu\rangle \\ &+ \sum_{\nu=1}^{N_F} \sum_{i=1}^{M-1} \kappa_i \left(\sqrt{\left(n_i^{(\nu)} + 1\right) n_{i+1}^{(\nu)}} \delta_{K_\mu, K_\nu - \Delta K_i} \right. \\ &\left. + \sqrt{n_i^{(\nu)} \left(n_{i+1}^{(\nu)} + 1\right)} \delta_{K_\mu, K_\nu + \Delta K_i} \right) |K_\nu\rangle. \end{aligned} \quad (32)$$

To further illustrate the resulting coupling system in Fock space, we revisit the case of a single photon $N = 1$ propagating in $M = 3$ waveguides. The effective coupling behavior - of allowed and forbidden transitions in Fock space - can now be visualized within a *pseudo-energy term diagram*, as illustrated in Figure 4 (a). In this particular case the nearest-neighbour coupling of the waveguides is retained in Fock space and any given Fock state $|K_\nu\rangle$ only couples to its nearest neighbours $|K_{\nu \pm 1}\rangle$.

A similar picture arises in the case of two waveguides $M = 2$ and $N = 2$ photons, as depicted in Figure 4 (b). Here, we obtain a term-diagram that is essentially isomorphic to Figure 4 (a), where – again – only nearest-neighbour Fock states are coupled to each other.

The nearest neighbour picture radically changes when applying the pseudo-energy approach to the case of $N = 2$ photons and $M = 3$ waveguides as displayed in the corresponding term-diagram in Figure 4 (c). Importantly, even when the waveguides are – in real space – only coupled to their nearest neighbors, in photon number space certain states become coupled to next-nearest neighbor states. For instance, in Figure 4 (c) we observe that the state $|K_2\rangle = |4\rangle = |1, 1, 0\rangle$ not only couples to its neighbors $|K_1\rangle = |2\rangle = |2, 0, 0\rangle$ and $|K_3\rangle = |6\rangle = |0, 2, 0\rangle$, but also to the next-nearest neighbour state $|K_4\rangle = |10\rangle = |1, 0, 1\rangle$. For illustrative purposes, we present in Figure 5 the coupling matrix for this particular set of states when the three-waveguide system is formed by identical waveguides, $\beta_1 = \beta_2 = \beta_3 = 0$, and balanced coupling coefficients $\kappa_1 = \kappa_2 = 1$.

At this point is rather evident that the richness and complexity of the emerging synthetic configurations will become more prominent when higher number of photons and waveguides are considered. Moreover, it is worth stressing that in order to generate the present synthetic structures we did not require any modulation of the system parameters as the states naturally couple due to the system's internal dynamics.

3 Non-planar synthetic lattices: Fock graphs

In this section we introduce a more convenient way of representing the hamiltonian matrix of N -photons exciting M -waveguides. To do so, we interpret the states as *vertices* of a *graph* (*Fock graph*) where the allowed inter-state

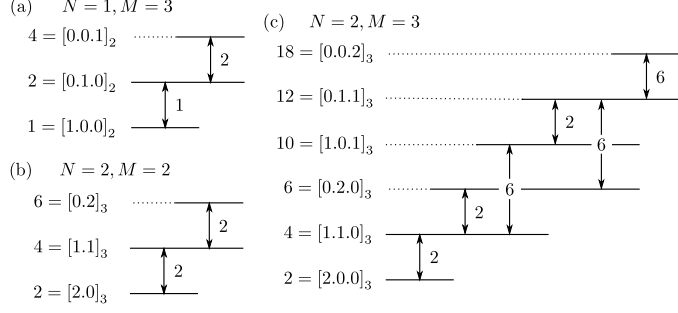


Figure 4: Pseudo-energy term diagrams for (a) $N = 1$ photon in $M = 3$ coupled waveguides, (b) $N = 2$ photons in $M = 2$ coupled waveguides, and (c) $N = 2$ photons in $M = 3$ waveguides. Horizontal lines symbolize the different Fock states and vertical arrows indicate allowed transitions along with the corresponding pseudo-exchange energy.

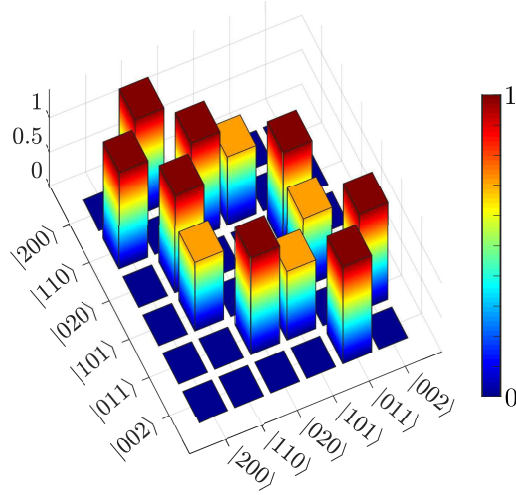


Figure 5: Matrix components of the effective Hamiltonian $H_{\mu\nu}$ for $N = 2$ photons propagating in $M = 3$ identical, nearest-neighbor coupled waveguides ($\beta_1 = \beta_2$ and $\kappa_1 = \kappa_2 = 1$).

transitions represent the *edges*. A practical representation of finite graphs is the so-called adjacency matrix whose entries indicate whether pairs of vertices are adjacent or not. In the present context, the effective Hamiltonian $H_{\mu\nu} = \langle K_\mu | \hat{H} | K_\nu \rangle$ in the N -photon- M -mode pseudo-energy representation determines such an adjacency matrix

$$A_{\mu\nu}^{(N,M)} = \Theta(H_{\mu\nu}), \quad (33)$$

where Θ is the step-function and $A_{\mu\nu}^{(N,M)} = 1$ (or 0) indicates a connection (or no connection) between the vertices μ and ν . In what follows, we assume identical waveguides with $\beta_1 = \dots = \beta_M = 0$ in order to omit self-loops in the graph representation. As an example, in Figure 6 we depict the Fock graph arising from the effective Hamiltonian of Figure 5, which we have already discussed in the previous section. In Figure 7 (a), we depict further examples for photon numbers up to $N = 5$ and up to $M = 6$ waveguides. The first row, which corresponds to single photon graphs, simply reflects the one-dimensional spatial configuration of the waveguides. By introducing a second photon, we observe that the Fock graphs become two-dimensional, Figure 7 (b), except for the case $M = 2$. The inclusion of more photons leads to non-planar graphs, i.e. graphs that cannot be drawn in 2D without intersecting edges, which exhibit a layered structure in three dimensions as indicated by the different coloring of the nodes in different layers. A prominent feature to highlight is the symmetry observed among graphs emerging for the combinations (M, N) and $(M - l, N + l)$ and for (M, N) and $(M + l, N - l)$, where l is an integer. In other words, every Fock graph has an isomorphic partner graph

$$A_{\mu\nu}^{(N,M)} = A_{\mu\nu}^{(M-1, N+1)} \quad \forall N, M, \quad (34)$$

with an identical adjacency matrix, up to a trivial permutation of the node labels. In Figure 7 (b), we depict the smallest non-trivial pair of Fock graphs and the corresponding adjacency matrices that are induced by the

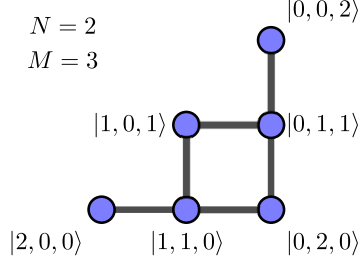


Figure 6: Two-dimensional Fock graph for $M = 3$ waveguides excited by $N = 2$ indistinguishable photons. The corresponding adjacency matrix is induced by the effective Hamiltonian in Figure 5 according to (33).

pseudo-energy representation. If we were to start from $A_{\mu\nu}^{(3,3)}$ and permute its rows and columns according to $(1, \dots, 10) \rightarrow (1, 2, 4, 7, 3, 5, 8, 6, 9, 10)$ we will exactly obtain $A_{\mu\nu}^{(2,4)}$.

Indeed, this underlying symmetry in the space of possible Fock graphs has very interesting implications. For instance, in Ref. [29] we have shown that it is possible to implement the number-resolved $N + 1$ -dimensional Discrete Fractional Fourier Transform (DFrFT) with a single waveguide beam splitter by launching N indistinguishable photons. Furthermore, using the same photon-number-resolved mapping in Ref. [30] we have shown how to attain so-called exceptional points of $N + 1$ order, by way of exciting a semi-lossy waveguide beam splitter with high photon number states. In fact, it is now clear that these results emerge as special cases of (34), which pertains to the identity of the first row and column in Figure 7 (a). Thus, by following similar ideas it is possible, in principle, to find the corresponding effects for waveguide systems with $M \geq 3$ excited by $N \geq 2$ photons.

Additionally, by exploiting the graph symmetry it becomes apparent that a specific transformation which requires N photons and M waveguides could likewise be implemented with $M - 1$ photons and $N + 1$ waveguides. Of course, such alternative pathways of implementing a transformation are not always guaranteed because of the different dimensions of the experimentally accessible parameter spaces. Nonetheless, this may serve as a useful Ansatz to overcome concrete experimental difficulties.

Quite interestingly, synthetic Fock lattices have been explored previously in the context of QED circuits by Wang et al. [14]. In such a study, the joint excitation states of an atom coupled to the N -photon 3-cavity Fock space form a two-dimensional, hexagonal Haldane-like synthetic lattice, which facilitates the generation of high photon-number NOON states. Crucially, the realization of this scheme demands the judicious implementation of the coupling between atom and cavity, as well as the precise modulation of the cavity resonance frequencies. In contrast, the multi-photon synthetic dimensions explored in the present work are intrinsically active by virtue of the indistinguishability of the photons, and as such they do not require any external driving of the system's parameters.

The Fock graphs offer a rich variety of synthetic coupled structures. This variety can be further enhanced by considering different spatial arrangements of the waveguides, for instance, ring- or star-shaped structures instead of the simple planar configuration studied here. Importantly, the evolution of multi-photon states in synthetic lattices and graphs can be dynamically reconfigured by using programmable photonic chips [34]. That is, integrated optical devices where the waveguides' refractive index and coupling coefficients can be modified externally. Nevertheless, even with this simple one-dimensional arrangement comprising a few waveguides, small photon numbers, and a time-independent Hamiltonian, one encounters interesting effects that are only possible due to the multi-dimensionality of the corresponding Fock graphs.

4 All-optical dark states and parallel quantum random walks

To show possible applications of the pseudo-energy synthetic lattices we discuss the generation of all-optical dark states [35] and multi-photon quantum. The simplest dark states are encountered in 3-level atomic- or molecular systems, where radiative transitions between, e.g., $|1\rangle \leftrightarrow |2\rangle \leftrightarrow |3\rangle$ are allowed but the transition $|1\rangle \leftrightarrow |3\rangle$ is forbidden. In this simple scenario, a dark state is a superposition of the uncoupled states $|D\rangle = \cos(\theta)|1\rangle - \sin(\theta)|3\rangle$, where θ is given in terms of the Rabi frequencies of the allowed transitions [35]. Once the system is in such a state, adiabatic changes in the Rabi frequencies allow for the tuning of the populations of the states $|1\rangle$ and $|3\rangle$, while the probability of $|2\rangle$ remains 0. This interesting behavior, which seemingly evades the radiative selection rules, can be mimicked in the pseudo-energy representation of Fock states using our all-optical setup.

To do so, we revisit one more time the case of $M = 3$ waveguides, with equal propagation constants $\beta_1 = \beta_2 = \beta_3 = 0$ and balanced coupling coefficients $\kappa_1 = \kappa_2 = \frac{1}{\sqrt{2}}$, excited by $N = 2$ photons. The pseudo-energy representation of

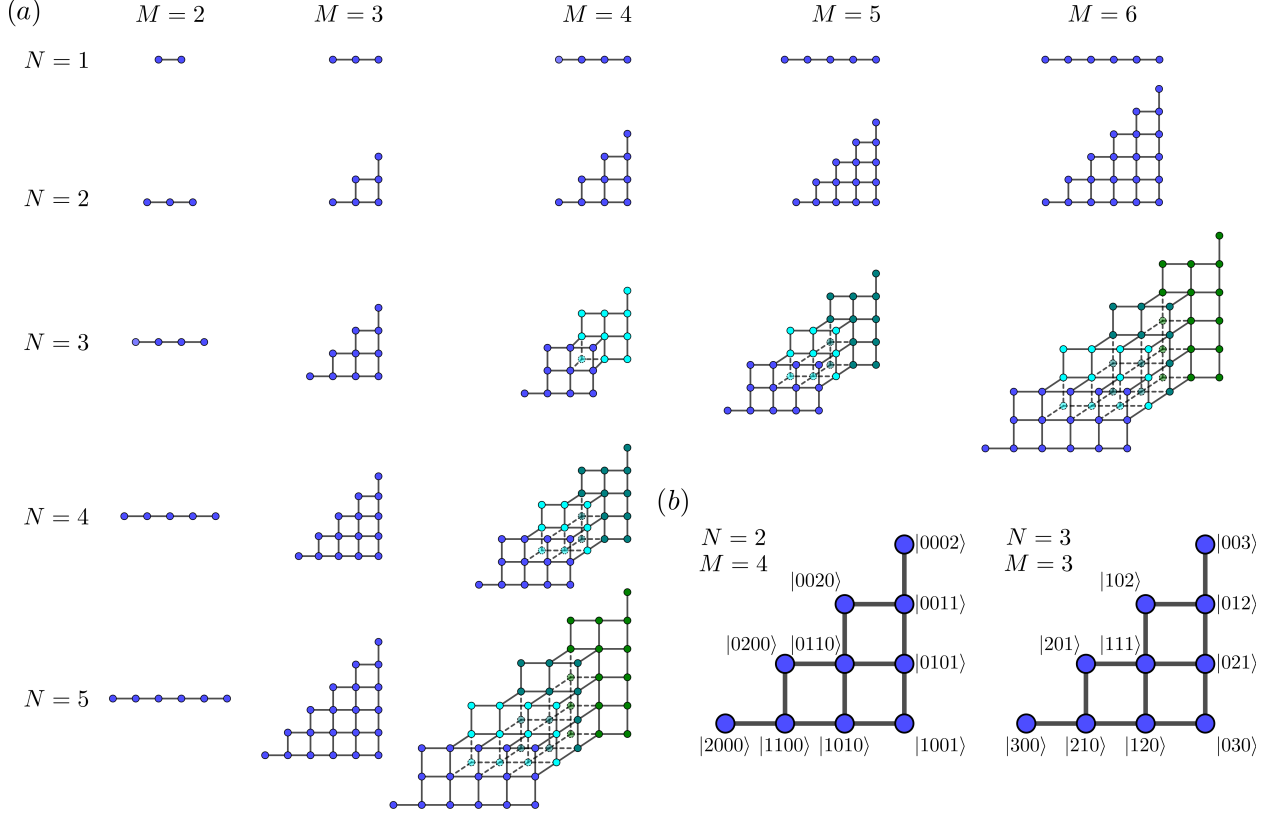


Figure 7: (a) Overview of several two- and three-dimensional embeddings of Fock graphs $A_{\mu,\nu}^{(N,M)}$ for $M = 2, \dots, 6$ waveguides excited by $N = 1, \dots, 5$ indistinguishable photons. Different node colors indicate layer-like structures that emerge for $N \geq 3, M \geq 4$ (all nodes in the same layer feature the same color). For the sake of readability we have omitted the node labels as well as the graphs for $M \geq 5, N \geq 4$. (b) The smallest example of an isomorphic pair of planar Fock graphs with $N = 2, M = 4$ and $N = 3, M = 3$ respectively.

the effective Hamiltonian takes the form

$$H_{\mu\nu} = \begin{pmatrix} 0 & 1 & 0 & 0 & 0 & 0 \\ 1 & 0 & 1 & \frac{1}{\sqrt{2}} & 0 & 0 \\ 0 & 1 & 0 & 0 & 1 & 0 \\ 0 & \frac{1}{\sqrt{2}} & 0 & 0 & \frac{1}{\sqrt{2}} & 0 \\ 0 & 0 & 1 & \frac{1}{\sqrt{2}} & 0 & 1 \\ 0 & 0 & 0 & 0 & 1 & 0 \end{pmatrix}. \quad (35)$$

With this choice of parameters the spectrum of $H_{\mu\nu}$ is integer-valued

$$(\lambda_1, \dots, \lambda_6) = (-2, -1, 0, 0, 1, 2), \quad (36)$$

which indicates that the third and fourth eigenstates are degenerate with eigenvalues $\lambda_3 = \lambda_4 = 0$. We now consider the evolution of a coherent superposition $|\psi\rangle$ of the eigenstates

$$|\phi_3\rangle = \begin{pmatrix} \frac{1}{2} \\ 0 \\ 0 \\ -\frac{1}{\sqrt{2}} \\ 0 \\ \frac{1}{2} \end{pmatrix} \text{ and } |\phi_5\rangle = \frac{1}{2} \begin{pmatrix} 1 \\ 1 \\ 0 \\ 0 \\ -1 \\ -1 \end{pmatrix} \quad (37)$$




Figure 8: Evolution of the probabilities $\left| \langle K_\nu | \hat{U}(z) | \psi \rangle \right|^2$ of the state $|\psi\rangle$ as defined in (39).

with corresponding eigenvalues $\lambda_3 = 0$ and $\lambda_5 = 1$, specifically

$$|\psi\rangle = \frac{1}{\sqrt{2}} (|\phi_3\rangle + |\phi_5\rangle) = \frac{1}{\sqrt{2}} \begin{pmatrix} 1 \\ \frac{1}{2} \\ 0 \\ -\frac{1}{\sqrt{2}} \\ -\frac{1}{2} \\ 0 \end{pmatrix}. \quad (38)$$

In the standard Fock representation $|\psi\rangle$ reads as

$$|\psi\rangle = \frac{1}{\sqrt{2}} \left(|200\rangle + \frac{1}{2} |110\rangle - \frac{1}{\sqrt{2}} |101\rangle - \frac{1}{2} |011\rangle \right). \quad (39)$$

The probability evolution for this state is shown in Figure 8. As one can see, this state displays the characteristic behavior of a dark state. That is, the initial state evolves exhibiting oscillating transitions between the states $|200\rangle$ and $|002\rangle$ with period $\frac{2\pi}{\lambda_5 - \lambda_3} = 2\pi$. These transitions occur in spite of the fact that direct transition $|200\rangle \rightarrow |002\rangle$ is forbidden ($\langle 200 | \hat{H} | 002 \rangle = 0$), and those states have the maximum possible distance within the graph, that is, at least 4 single-photon tunneling processes are required to transform one state into the other. All probabilities of the intermediate states remain constant and, in a way, assist the simultaneous tunneling of two photons between the outermost waveguides. We stress that this 6-level dark-state state is induced by a time-independent hamiltonian and it occurs naturally without the need of adiabatic fine-tuning of the parameters. We would further like to note, that the state $|020\rangle$ exhibits zero probability for all z , further attesting a multi-photon tunneling (in this case co-tunneling) effect taking place between the two waveguides. Geometrically speaking, this effect arises due to destructive interference taking place in the two-way branching of the Fock graph shown in Figure 6. This branching effectively allows for the flow of the amplitudes to take a ‘detour’ around the $|020\rangle$ node.

As an alternative, one may attempt to implement a real space structure in one or two dimensions consisting of six coupled waveguides in order to emulate an equivalent Hamiltonian for just a single photon. However, this would be topologically impossible, since there always exist additional cross-talk between the waveguides representing the nodes at the center of the graph. In other words, our Fock-graph based analysis of multi-photon propagation in waveguide arrays allows the realization of functionalities beyond what can be realized with linear (single-photon) based networks. Quite interestingly, by exciting waveguide lattices with multi-photon states comprising infinite coherent superpositions, e. g. coherent states $|\alpha\rangle = \exp(-|\alpha|^2/2) \sum_{n=0}^{\infty} \left(\frac{\alpha^n}{\sqrt{n!}} \right) |n\rangle$ or two-mode squeezed vacuum states $|\xi\rangle = \sqrt{1-|\xi|^2} \sum_{n=0}^{\infty} \xi^n |n, n\rangle$, opens a route to generating, in principle, an infinite number of lattices or graphs with different numbers of lattice sites and many dimensions simultaneously. This possibility is very appealing for realizing parallel quantum random walks where the corresponding walkers can perform different numbers of steps that depend on the number of photons involved in each process. We stress that the observation of these quantum walks is nowadays possible utilizing bright parametric down-conversion sources in combination with photon-number-resolving detectors [36].

5 Eigendecomposition in the pseudo-energy representation

In this final section, we obtain an analytical expression for the eigensystem of an M waveguide system (or tight-binding network) with arbitrary coupling coefficients κ_m excited by N indistinguishable photons. With the help of the pseudo-energy representation we will be able to find a concise expression, which also introduces a natural ordering of the N -photon- M -waveguide eigenstates. As we have seen, in the case of a single photon $N = 1$, the Hamiltonian takes on a bi-diagonal form in the pseudo-energy representation. In some cases it is possible to find an analytical closed form expression for the eigensystem, as for example in the case of the DFrFT [37]. Even if no analytical solution is available, numerical algorithms are known [38], that deal with bi-diagonal matrices efficiently. Therefore, without loss of generality we assume that we know the complete eigensystem of the single-photon- M -waveguide Hamiltonian, which we denote as

$$|\phi_n\rangle = \sum_{m=1}^M u_m^{(n)} \hat{a}_m^\dagger |0\rangle = \sum_{m=1}^M u_m^{(n)} |K_m\rangle, \quad (40)$$

$$\hat{H} |\phi_n\rangle = \lambda_n |\phi_n\rangle, \quad (41)$$

where $n = 1, \dots, M$. In the above equation, $u_m^{(n)}$ is the m -th component of the n -th eigenvector of the matrix $\hat{H}_{m,n} = \langle K_m | \hat{H} | K_n \rangle$ and it defines the single-particle eigenstates

$$\hat{\phi}_n^\dagger = \sum_{m=1}^M u_m^{(n)} \hat{a}_m^\dagger. \quad (42)$$

When the same waveguide system is excited by $N > 1$ photons, it is clear that the many-particle eigenstates arise from the tensor-products of the single-particle eigenstates. Formally, we may write the resulting states as

$$|\tilde{n}_1, \dots, \tilde{n}_M\rangle = \prod_{m=1}^M \hat{\phi}_m^{\dagger \tilde{n}_m} |0\rangle, \quad (43)$$

but now the occupation numbers \tilde{n}_m pertain to the number of photons occupying the m -th single-particle eigenmode. Consequently, we can apply the pseudo-energy ordering to the N -particle eigenstates by defining $\tilde{K}_\nu = [\tilde{n}_1^{(\nu)} \dots \tilde{n}_M^{(\nu)}]_{N+1}$. The ν -th eigenstate of the N -photon system is then given by

$$|\tilde{K}_\nu\rangle = \prod_{m=1}^M \left(\sum_{k=1}^M u_k^{(m)} \hat{a}_k^\dagger \right)^{\tilde{n}_m^{(\nu)}} |0\rangle. \quad (44)$$

Note, that in most cases it is necessary to normalize the resulting expression on the r.h.s. of (44). By requiring $|\tilde{K}_\nu\rangle = \sum_{\mu=1}^{N_F} c_\mu^{(\nu)} |K_\mu\rangle$, where $|K_\mu\rangle$ denotes N -photon- M -waveguide Fock states, we find for the components $c_\mu^{(\nu)}$

$$c_\mu^{(\nu)} = \langle K_\mu | \prod_{m=1}^M \left(\sum_{k=1}^M u_k^{(m)} \hat{a}_k^\dagger \right)^{\tilde{n}_m^{(\nu)}} |0\rangle. \quad (45)$$

It is now rather straightforward to show, that the N -particle eigenvalues are given as the sum of the eigenvalues of the involved single-particle eigenstates

$$\tilde{\lambda}_\nu = \sum_{m=1}^M \tilde{n}_m^{(\nu)} \lambda_m. \quad (46)$$

Using (44) and (6) it is straightforward to find the N -photon- M -waveguide time-evolution operator $\hat{U}(t) = \sum_{\nu=1}^{N_F} e^{-i\tilde{\lambda}_\nu t} |\tilde{K}_\nu\rangle \langle \tilde{K}_\nu|$. We would like emphasize that the numerical evaluation of (44) is far more efficient than the direct diagonalization of the full matrix representation of \hat{H} in N -photon- M -waveguide Fock space. Due to the size and highly non-trivial structure of the resulting matrices, general eigensystem-solvers produce a significant amount of overhead, which we avoid in our approach. Essentially, we do not even require a calculation of the full matrix representation $H_{\mu\nu}$. Instead, knowledge of the single-particle eigensystem and the bosonic nature of photons suffices.

6 Conclusion

In summary, we have shown that the propagation of multi-photon states through multi-port waveguide systems (tight-binding networks) gives rise to multiple synthetic lattices and multi-dimensional Fock graphs that allow for transparent analyses of the relevant physical processes and the design of novel functionalities beyond the linear (single-photon) realm. Since such synthetic structures emerge in the photon-number space we have been able to associate coherent multi-photon processes to parallelized multi-dimensional quantum random walks. This parallelization brings about novel opportunities for the implementation of random walks where the randomness is not only present in the dynamics of the walkers but also in the simultaneous occurrence of different walks.

Acknowledgments

We acknowledge support by the Deutsche Forschungsgemeinschaft (DFG) within the framework of the DFG priority program 1839 *Tailored Disorder*.

References

- [1] D. Jukić and H. Buljan. Four-dimensional photonic lattices and discrete tesseract solitons. *Phys. Rev. A*, 87:013814, Jan 2013.
- [2] Luqi Yuan, Yu Shi, and Shanhui Fan. Photonic gauge potential in a system with a synthetic frequency dimension. *Opt. Lett.*, 41(4):741–744, Feb 2016.
- [3] Thomas Bilitewski and Nigel R. Cooper. Synthetic dimensions in the strong-coupling limit: Supersolids and pair superfluids. *Phys. Rev. A*, 94:023630, Aug 2016.
- [4] Tomoki Ozawa, Hannah M. Price, Nathan Goldman, Oded Zilberberg, and Iacopo Carusotto. Synthetic dimensions in integrated photonics: From optical isolation to four-dimensional quantum hall physics. *Phys. Rev. A*, 93:043827, Apr 2016.
- [5] S. Fan. Photonic gauge potential and synthetic dimension with integrated photonics platforms. In *Conference on Lasers and Electro-Optics*, page SM3O.1. Optical Society of America, 2017.
- [6] Luqi Yuan, Qian Lin, Meng Xiao, and Shanhui Fan. Synthetic dimension in photonics. *Optica*, 5(11):1396–1405, Nov 2018.
- [7] William H. Louisell. *Quantum Statistical Properties of Radiation*. John Wiley and Sons, 1973.
- [8] Hannah M. Price, Tomoki Ozawa, and Nathan Goldman. Synthetic dimensions for cold atoms from shaking a harmonic trap. *Phys. Rev. A*, 95:023607, Feb 2017.
- [9] Armando Perez-Leija, Hector Moya-Cessa, Alexander Szameit, and Demetrios N. Christodoulides. Glauber–fock photonic lattices. *Opt. Lett.*, 35(14):2409–2411, Jul 2010.
- [10] Robert Keil, Armando Perez-Leija, Felix Dreisow, Matthias Heinrich, Hector Moya-Cessa, Stefan Nolte, Demetrios N. Christodoulides, and Alexander Szameit. Classical analogue of displaced fock states and quantum correlations in glaufer-fock photonic lattices. *Phys. Rev. Lett.*, 107:103601, Aug 2011.
- [11] Armando Perez-Leija, Robert Keil, Alexander Szameit, Ayman F. Abouraddy, Hector Moya-Cessa, and Demetrios N. Christodoulides. Tailoring the correlation and anticorrelation behavior of path-entangled photons in glaufer-fock oscillator lattices. *Phys. Rev. A*, 85:013848, Jan 2012.
- [12] Robert Keil, Armando Perez-Leija, Parinaz Aleahmad, Hector Moya-Cessa, Stefan Nolte, Demetrios N. Christodoulides, and Alexander Szameit. Observation of bloch-like revivals in semi-infinite glaufer-fock photonic lattices. *Opt. Lett.*, 37(18):3801–3803, Sep 2012.
- [13] M. Khazaei Nezhad, A. R. Bahrapour, M. Golshani, S. M. Mahdavi, and A. Langari. Phase transition to spatial bloch-like oscillation in squeezed photonic lattices. *Phys. Rev. A*, 88:023801, Aug 2013.
- [14] Da-Wei Wang, Han Cai, Ren-Bao Liu, and Marlan O. Scully. Mesoscopic superposition states generated by synthetic spin-orbit interaction in fock-state lattices. *Phys. Rev. Lett.*, 116:220502, Jun 2016.
- [15] Eran Lustig, Steffen Weimann, Yonatan Plotnik, Yaakov Lumer, Miguel A. Bandres, Alexander Szameit, and Mordechai Segev. Photonic topological insulator in synthetic dimensions. *Nature*, 567:356–360, Feb 2019.
- [16] Tomoki Ozawa and Hannah M. Price. Topological quantum matter in synthetic dimensions. *Nature Reviews Physics*, 1(5):349–357, 2019.

- [17] Hannah M. Price, Tomoki Ozawa, and Nathan Goldman. Synthetic dimensions for cold atoms from shaking a harmonic trap. *Phys. Rev. A*, 95:023607, Feb 2017.
- [18] Da-Wei Wang, Ren-Bao Liu, Shi-Yao Zhu, and Marlan O. Scully. Superradiance lattice. *Phys. Rev. Lett.*, 114:043602, Jan 2015.
- [19] Han Cai, Jinhong Liu, Jinze Wu, Yanyan He, Shi-Yao Zhu, Jun-Xiang Zhang, and Da-Wei Wang. Experimental observation of momentum-space chiral edge currents in room-temperature atoms. *Phys. Rev. Lett.*, 122:023601, Jan 2019.
- [20] Alois Regensburger, Christoph Bersch, Miri Mohammad-Ali, Georgy Onishchukov, Demetrios N. Christodoulides, and Ulf Peschel. Paritytime synthetic photonic lattices. *Nature*, 488:167–171, Aug 2012.
- [21] Alois Regensburger, Christoph Bersch, Benjamin Hinrichs, Georgy Onishchukov, Andreas Schreiber, Christine Silberhorn, and Ulf Peschel. Photon propagation in a discrete fiber network: An interplay of coherence and losses. *Phys. Rev. Lett.*, 107:233902, Dec 2011.
- [22] S. Longhi. Quantum-optical analogies using photonic structures. *Laser & Photonics Reviews*, 3(3):243–261, April 2009.
- [23] Alexander Szameit and Stefan Nolte. Discrete optics in femtosecond-laser-written photonic structures. *Journal of Physics B: Atomic, Molecular and Optical Physics*, 43(16):163001, July 2010.
- [24] Philip Chak, Rajiv Iyer, J. S. Aitchison, and J. E. Sipe. Hamiltonian formulation of coupled-mode theory in waveguiding structures. *Phys. Rev. E*, 75:016608, Jan 2007.
- [25] W. K. Lai, V. Buek, and P. L. Knight. Nonclassical fields in a linear directional coupler. *Phys. Rev. A*, 43:6323–6336, Jun 1991.
- [26] Yaron Bromberg, Yoav Lahini, Roberto Morandotti, and Yaron Silberberg. Quantum and classical correlations in waveguide lattices. *Phys. Rev. Lett.*, 102:253904, Jun 2009.
- [27] Markus Gräfe, Rene Heilmann, Maxime Lebugle, Diego Guzman-Silva, Armando Perez-Leija, and Alexander Szameit. Integrated photonic quantum walks. *Journal of Optics*, 18(10):103002, 2016.
- [28] T. Meany, M. Gräfe, R. Heilmann, A. Perez-Leija, S. Gross, M. J. Steel, M. J. Withford, and A. Szameit. Laser written circuits for quantum photonics. *Laser & Photonics Reviews*, 9(4):363–384, 2016.
- [29] Konrad Tschernig, Roberto de J. León-Montiel, Omar S. Magana-Loaiza, Alexander Szameit, Kurt Busch, and Armando Perez-Leija. Multiphoton discrete fractional fourier dynamics in waveguide beam splitters. *J. Opt. Soc. Am. B*, 35(8):1985–1989, Aug 2018.
- [30] Mario A. Quiroz-Juarez, Armando Perez-Leija, Konrad Tschernig, Blas M. Rodriguez-Lara, Omar S. Magana-Loaiza, Kurt Busch, Yogesh N. Joglekar, and Roberto de J. Leon-Montiel. Exceptional points of any order in a single, lossy waveguide beam splitter by photon-number-resolved detection. *Photon. Res.*, 7(8):862–867, Aug 2019.
- [31] R. Morandotti, U. Peschel, J. S. Aitchison, H. S. Eisenberg, and Y. Silberberg. Experimental observation of linear and nonlinear optical bloch oscillations. *Phys. Rev. Lett.*, 83:4756–4759, Dec 1999.
- [32] Maxime Lebugle, Markus Gräfe, René Heilmann, Armando Perez-Leija, Stefan Nolte, and Alexander Szameit. Experimental observation of n00n state bloch oscillations. *Nature Communications*, 6:8273 EP –, Sep 2015. Article.
- [33] C. K. Hong, Z. Y. Ou, and L. Mandel. Measurement of subpicosecond time intervals between two photons by interference. *Phys. Rev. Lett.*, 59:2044–2046, Nov 1987.
- [34] P. J. Shadbolt, M. R. Verde, A. Peruzzo, A. Politi, A. Laing, M. Lobino, J. C. F. Matthews, M. G. Thompson, and J. L. O’Brien. Generating, manipulating and measuring entanglement and mixture with a reconfigurable photonic circuit. *Nature Photonics*, 6(1):45–49, 2012.
- [35] Peter Lambropoulos and David Petrosyan. *Fundamentals of quantum optics and quantum information*, volume 23. Springer, 2007.
- [36] O. S. Magana-Loaiza, R. de J. Leon-Montiel, A. Perez-Leija, A. B. URen, C. You, K. Busch, A. E. Lita, S. W. Nam, R. P. Mirin, and T. Gerrits. Multiphoton quantum-state engineering using conditional measurements. *npj Quantum Information*, 5:80, 2019.
- [37] Steffen Weimann, Armando Perez-Leija, Maxime Lebugle, Robert Keil, Malte Tichy, Markus Gräfe, René Heilmann, Stefan Nolte, Hector Moya-Cessa, Gregor Weihs, Demetrios N. Christodoulides, and Alexander Szameit. Implementation of quantum and classical discrete fractional fourier transforms. *Nature Communications*, 7:11027 EP –, Mar 2016. Article.

- [38] Doron Gill and Eitan Tadmor. An $o(N^2)$ method for computing the eigensystem of $N \times N$ symmetric tridiagonal matrices by the divide and conquer approach. *SIAM J. Scientific Computing*, 11:161–173, 1990.