

Mean-performance of sharp restart I: Statistical roadmap

Iddo Eliazar ^{*1} and Shlomi Reuveni ^{†1}

¹School of Chemistry, Center for the Physics and Chemistry of Living Systems, The Sackler Center for Computational Molecular and Materials Science, and The Mark Ratner Institute for Single Molecule Chemistry, Tel Aviv University, Tel Aviv 6997801, Israel

April 16, 2022

Abstract

Restart is a general framework, of prime importance and wide applicability, for expediting first-passage times and completion times of general stochastic processes. Restart can be applied via deterministic or stochastic protocols. The deterministic protocols – also known as “sharp restart” – assume a principal role: if there exists a stochastic restart protocol that improves mean-performance, then there exists a deterministic restart protocol that performs as good or better. To date, despite its focal role, sharp restart received relatively limited attention and investigation. In this paper, the first of a duo, we present a comprehensive statistical analysis of the mean-performance of sharp restart.

Keywords: restart; resetting; first-passage times; completion times; residual lifetime; hazard rate.

PACS: 02.50.-r (probability theory, stochastic processes, and statistics); 05.40.-a (fluctuation phenomena, random processes, noise, and Brownian motion)

^{*}email: eliazar@tauex.tau.ac.il

[†]email: shlomire@tauex.tau.ac.il

1 Introduction

The application of restart to general stochastic processes is a subject that drew vigorous scientific investigation recently [1], e.g.: in statistical physics [2]-[26], in chemical and biological physics [27]-[34], and in computer science and computational physics [35]-[38]. In particular, major efforts were made in order to understand the effect of restart on first-passage times and on completion times of stochastic processes [39]-[55]. Namely, with regard to a specific restart protocol applied to a specific stochastic process, the following fundamental question arises: does restart expedite or hinder the first-passage/completion time of the process?

Restart protocols use timers to time the epochs at which they reset the stochastic processes to which they are applied. The timers can be either deterministic (fixed) or stochastic (random), and restart protocols with deterministic timers are henceforth termed “sharp restart”. As there are infinitely many stochastic processes and infinitely many restart protocols, general approaches are required to understand the effect of restart beyond particular examples. The recent development of such approaches revealed the focal role of sharp restart: when the goal is to minimize the first-passage/completion time of a given stochastic process – sharp restart can either match or outperform any other restart protocol [43]-[47].

Counter-wise to the focal role of sharp restart, the investigation of sharp restart – as reported in the scientific literature – is rather limited and not much is known about the properties and features of this restart algorithm. This paper is the first part of a duo addressing the mean-performance of sharp restart: the first part presents a comprehensive statistical analysis, and the second part shall present a comprehensive analysis based on a socioeconomic-inequality perspective. Specifically, this part establishes a roadmap of statistical analytic criteria that determine when the application of sharp restart improves or worsens mean-performance.

The reminder of the paper is organized as follows. Section 2 provides a concise description of sharp restart. Section 3 uses the renewal-processes notion of residual lifetime to determine, for any given sharp-restart timer, if mean-performance improves or worsens. Section 4 further uses the notion of residual lifetime to determine the very existence of sharp-restart timers for which mean-performance improves or worsens. Section 5 uses the reliability-engineering notion of hazard rate to investigate the global optimum – as a function of the sharp-restart timer – of mean-performance; as shall be shown, the global optimum can be attained either by infinitely fast timers, or by infinitely slow timers, or by critical timers. Section 6 further explores the case of fast and slow timers, and Section 7 further explores the case of critical timers. Section 8 concludes with a summary of the key results established along the paper. The results’ derivations are detailed in the Methods.

A note about notation: along the paper $\mathbf{E}[X]$ denotes the expectation of a (non-negative) random variable X ; and IID is acronym for independent and identically distributed (random variables).

2 Sharp restart

Sharp restart is an *algorithm* that is described as follows. There is a general task with completion time T , a positive-valued random variable. To this task a three-steps algorithm, with a positive deterministic timer τ , is applied. Step I: initiate simultaneously the task and the timer. Step II: if the task is accomplished up to the timer's expiration – i.e. if $T \leq \tau$ – then stop upon completion. Step III: if the task is not accomplished up to the timer's expiration – i.e. if $T > \tau$ – then, as the timer expires, go back to Step I.

The sharp-restart algorithm generates an iterative process of independent and statistically identical task-completion trials. This process halts during its first successful trial, and we denote by T_R its halting time. Namely, T_R is the overall time it takes – when the sharp-restart algorithm is applied – to complete the task. The sharp-restart algorithm is a *non-linear mapping* whose input is the random variable T , whose output is the random variable T_R , and whose parameter is the deterministic timer τ .

The input-to-output map $T \mapsto T_R$ admits the stochastic representation

$$T_R = I\{T \leq \tau\} \cdot T + I\{T > \tau\} \cdot (\tau + T'_R), \quad (1)$$

where: $I\{E\}$ is the indicator function of the event E ¹; and T'_R is an IID copy of the output T_R that is independent of the input T . Indeed, if the event $\{T \leq \tau\}$ occurs then $T_R = T$. And, if the event $\{T > \tau\}$ occurs then $T_R = \tau + T'_R$ i.e.: τ time units are spent on the first (unsuccessful) task-completion trial; the task-completion process starts anew at the end of the first (unsuccessful) trial; and then an additional T'_R time units are spent till the new task-completion process halts.

In this paper we use the following notation regarding the input's statistics: distribution function, $F(t) = \Pr(T \leq t)$ ($t \geq 0$); survival function, $\bar{F}(t) = \Pr(T > t)$ ($t \geq 0$); density function, $f(t) = F'(t) = -\bar{F}'(t)$ ($t > 0$); and mean, $\mu = \mathbf{E}[T] = \int_0^\infty t f(t) dt$. The input's density function is henceforth considered to be positive-valued over the positive half-line: $f(t) > 0$ for all $t > 0$.

We denote by $M(\tau) = \mathbf{E}[T_R]$ the output's mean; this notation underscores the fact that the output's mean is a function of the timer τ , the parameter of the sharp-restart algorithm. In terms of the input's distribution and survival functions, the output's mean is given by [46]:

$$M(\tau) = \frac{1}{F(\tau)} \int_0^\tau \bar{F}(t) dt. \quad (2)$$

Eq. (2) is obtained by taking expectation on both sides of Eq. (1), and thereafter performing a probabilistic calculation. The derivation of Eq. (2) is detailed in the Methods.

A key issue in the context of the sharp-restart algorithm is determining when will its application expedite task-completion, and when will it impede task-completion. To address this issue, the main approach employed in the literature is *mean performance*: comparing the input's mean μ to the output's mean $M(\tau)$, and checking which of the two means is smaller [41]-[55]. To that end we use the following terminology:

¹Namely: $I\{E\} = 1$ if the event E occurred, and $I\{E\} = 0$ if the event E did not occur.

- Sharp restart with timer τ is *beneficial* if it improves mean-performance, $M(\tau) < \mu$.
- Sharp restart with timer τ is *detrimental* if it worsens mean-performance, $M(\tau) > \mu$.

Eq. (2) implies that the output's mean is always finite: $M(\tau) < \infty$ for all timers τ . Thus, if the input's mean is infinite, $\mu = \infty$, then the application of the sharp-restart algorithm is highly beneficial – as it reduces the input's infinite mean to the output's finite mean: $M(\tau) < \mu = \infty$. Having resolved the case of infinite-mean inputs, we henceforth set the focus on the case of finite-mean inputs, $\mu < \infty$. In the next sections we shall address the case of finite-mean inputs via two different perspectives: residual lifetimes and hazard rates.

3 Residual perspective

Consider a renewal process [56]-[59] that repeats indefinitely, in a Sisyphean and independent manner, the underlying task whose completion time is the input T . This renewal process is described as follows.

We start at time $t = 0$ and perform the task for the first time; upon the first completion we start performing the task for the second time; upon the second completion we start performing the task for the third time; and so on and so forth. Denoting by $\{T_1, T_2, T_3, \dots\}$ the durations of the tasks – these durations being IID copies of the input T – we obtain that: T_1 is the completion time of the first task, $T_1 + T_2$ is the completion time of the second task, $T_1 + T_2 + T_3$ is the completion time of the third task, etc. The sequence of completion times is the renewal process generated from the input T .

Now, tracking the renewal process from some large time epoch $t = l$ onwards, consider the waiting duration till observing the first task completion after time $t = l$. For a finite-mean input T , the theory of renewal processes asserts the following asymptotic result [59]: the waiting duration converges in law, as $l \rightarrow \infty$, to a stochastic limit – a positive-valued random variable T_{res} that is termed the *residual lifetime* of the input T . The density function governing the statistical distribution of the residual lifetime T_{res} is [59]:

$$f_{res}(t) = \frac{1}{\mu} \bar{F}(t) \quad (3)$$

($t \geq 0$). In turn, the distribution and survival functions of the residual lifetime T_{res} are, respectively, $F_{res}(t) = \int_0^t f_{res}(u) du$ ($t \geq 0$) and $\bar{F}_{res}(t) = \int_t^\infty f_{res}(u) du$ ($t \geq 0$).

With the residual lifetime T_{res} at hand, we can re-formulate Eq. (2). Indeed, dividing both sides of Eq. (2) by the input's mean μ , and then using Eq. (3) and the distribution and survival functions of the residual lifetime T_{res} , we arrive at the following formula for the ratio of the output's mean to the input's mean:

$$\frac{M(\tau)}{\mu} = \frac{F_{res}(\tau)}{F(\tau)} = \frac{1 - \bar{F}_{res}(\tau)}{1 - \bar{F}(\tau)}. \quad (4)$$

Eq. (4) straightforwardly implies the following pair of *residual criteria*:

- Sharp restart with timer τ is beneficial if and only if $\bar{F}(\tau) < \bar{F}_{res}(\tau)$.
- Sharp restart with timer τ is detrimental if and only if $\bar{F}(\tau) > \bar{F}_{res}(\tau)$.

The pair of residual criteria determines the mean-performance of the sharp-restart algorithm by comparing the survival function of the input T to the survival function of the input's residual lifetime T_{res} . We emphasize that the pair of residual criteria may provide different answers for different timers τ . Indeed, it may be that while restart is beneficial for some timers τ , it is detrimental for other timers τ and vice versa (Fig. 1).

A well-known fact from probability theory asserts that a finite-mean input T is equal in law to its residual lifetime T_{res} if and only if the input is Exponential [59]. Specifically, an Exponential input T is characterized by the exponential survival function $\bar{F}(t) = \exp(-t/\mu)$ ($t \geq 0$). In turn, combining this fact with Eq. (4), we arrive at the following conclusion: $M(\tau) = \mu$ for all timers τ if and only if the input T is Exponential (Fig. 1).

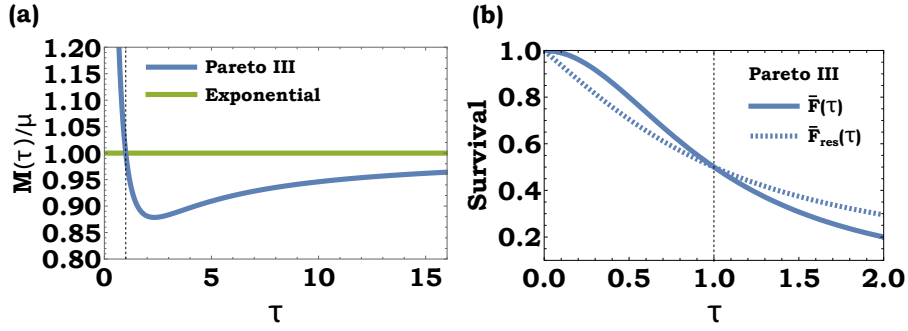


Figure 1: Illustration of the pair of residual criteria. Panel (a): The ratio of the output's mean $M(\tau)$ to the input's mean μ [Eq. (4)], plotted vs. the timer parameter τ . Two plots are depicted: one for an Exponential input – characterized by the survival function $\bar{F}(t) = \exp(-t/\mu)$; and one for a type-III Pareto input – characterized by the survival function $\bar{F}(t) = 1/(1+t^p)$ (where the parameter p is the Pareto power, and here $p = 2$). For the Exponential input sharp restart is neither beneficial nor detrimental. For the Pareto type-III input sharp restart with timers $\tau > 1$ is beneficial, and sharp restart with timers $\tau < 1$ is detrimental. Panel (b): The survival functions $\bar{F}(\tau)$ and $\bar{F}_{res}(\tau)$ for the Pareto type-III input of panel (a). For timers $\tau > 1$ we have $\bar{F}(\tau) < \bar{F}_{res}(\tau)$, and for timers $\tau < 1$ we have $\bar{F}(\tau) > \bar{F}_{res}(\tau)$. Evidently, for the type-III Pareto input, panels (a) and (b) are in accord with the residual criteria.

4 Existence results

The pair of residual criteria established in the previous section are timer-specific. Namely, for a given timer τ , the pair of residual criteria determines if sharp restart with that specific timer is beneficial or detrimental. In this section we shift from timer-specific

criteria to *existence criteria*: results that determine the very existence of timers for which sharp restart is beneficial or detrimental. We note that existence criteria do not pinpoint specific timers τ for which sharp restart is beneficial or detrimental.

4.1 Residual lifetime and CV

The mean of a positive-valued random variable equals the integral, over the positive half-line, of its survival function. Hence, the mean of the input T is given by $\mu = \int_0^\infty \bar{F}(t) dt$, and the mean of the input's residual lifetime T_{res} is given by $\mu_{res} = \int_0^\infty \bar{F}_{res}(t) dt$. Also, in terms of the first and second moments of the input T , the mean of the input's residual lifetime T_{res} is given by $\mu_{res} = \mathbf{E}[T^2]/(2\mu)$ [57]–[59]. Consequently, combining these facts together, a simple calculation implies that

$$\int_0^\infty [\bar{F}(t) - \bar{F}_{res}(t)] dt = \mu - \mu_{res} = \frac{\mu^2 - \sigma^2}{2\mu}, \quad (5)$$

where σ is the input's standard deviation and σ^2 is the input's variance.

Comparing the input's mean μ to the mean μ_{res} of the input's residual lifetime – or, equivalently, comparing the input's mean μ to the input's standard deviation σ – determines the existence of timers τ for which sharp restart is beneficial or detrimental. Indeed, Eq. (5) together with the residual criteria of section 3 yield the following pair of *existence criteria*:

- If $\mu < \mu_{res}$ – which is equivalent to $\mu < \sigma$ – then there exist timers τ for which sharp restart is beneficial.
- If $\mu > \mu_{res}$ – which is equivalent to $\mu > \sigma$ – then there exist timers τ for which sharp restart is detrimental.

The input's coefficient of variation (CV) is the ratio of its standard deviation to its mean, $CV = \sigma/\mu$. Evidently, the pair of existence criteria above can be formulated in terms of the input's CV: larger than one ($\mu < \sigma$), or smaller than one ($\mu > \sigma$). To this end, it should be noted that a similar CV result is known for stochastic restart protocols with an Exponential timer. Specifically, set r to be the rate parameter of the Exponential timer (the timer's mean is $1/r$). Then, for a sufficiently small rate – $r \ll 1$ – it was shown that [43]: if the CV is larger than one ($\mu < \sigma$) then stochastic restart is beneficial, and if the CV is smaller than one ($\mu > \sigma$) then stochastic restart is detrimental. Moreover, for stochastic restart protocols with an Exponential timer, the CV result was further extended to include restart with branching [50] as well as restart with fixed, random, and space-time coupled delays [27, 28, 54].

4.2 Residual lifetime and minimum

Given two IID copies of the input, T_1 and T_2 , denote by $f_{\max}(t)$ ($t > 0$) the density function of the copies' maximum $\max\{T_1, T_2\}$, and denote by μ_{\min} the mean of the copies' minimum $\min\{T_1, T_2\}$. With these notations at hand, we can now present two

equivalent formulae that follow from Eq. (4); the derivations of these formulae are detailed in the Methods.

The first formula is

$$\int_0^\infty \left[\frac{M(\tau) - \mu}{\mu} \right] f_{\max}(\tau) d\tau = 2\Pr(T > T_{\text{res}}) - 1, \quad (6)$$

where the random variables that appear in the right hand side of Eq. (6) – the input T and the input's residual lifetime T_{res} – are independent of each other. The second formula is

$$\int_0^\infty [M(\tau) - \mu] f_{\max}(\tau) d\tau = 2\mu_{\min} - \mu. \quad (7)$$

Eq. (6) and Eq. (7) yield the following pair of *existence criteria*:

- If $\mu > 2\mu_{\min}$ – which is equivalent to $\Pr(T > T_{\text{res}}) < \frac{1}{2}$ – then there exist timers τ for which sharp restart is beneficial.
- If $\mu < 2\mu_{\min}$ – which is equivalent to $\Pr(T > T_{\text{res}}) > \frac{1}{2}$ – then there exist timers τ for which sharp restart is detrimental.

As an illustrative demonstration of this pair of existence criteria, consider a Weibull input – which is characterized by the survival function $\bar{F}(t) = \exp(-\lambda t^\varepsilon)$ (where λ and ε are positive parameters). The Weibull distribution [60]-[61] is one of the three universal laws emanating from the Fisher-Tippett-Gnedenko theorem [62]-[63] of Extreme Value Theory [64]-[66], and it has numerous uses in science and engineering [67]-[69]. This input displays the following scaling property: $\min\{T_1, T_2\} = 2^{-1/\varepsilon} T$, where the equality is in law. Consequently, $\mu_{\min} = 2^{-1/\varepsilon} \mu$, and hence we obtain that: if $\varepsilon < 1$ then $\mu > 2\mu_{\min}$; and if $\varepsilon > 1$ then $\mu < 2\mu_{\min}$. The parameter range $\varepsilon < 1$ manifests the Stretched Exponential distribution – which is of major importance in anomalous relaxation phenomena [70]-[72].

5 Hazard perspective

At the end of section 3 we noted that the output's mean $M(\tau)$ – as a function of the timer parameter τ – is flat if and only if the input is Exponential. Hence, given an input T that is not Exponential, it is natural to seek a timer τ that *minimizes* the output's mean $M(\tau)$ *globally*. This global minimum can be attained either at the limit $\tau \rightarrow 0$, or at the limit $\tau \rightarrow \infty$, or at a local minimum of the output's mean $M(\tau)$ (if such exist).

In this section we examine these three global-minimum cases. To that end we employ the notion of hazard function (described below), and use the shorthand notation $\varphi(0) = \lim_{t \rightarrow 0} \varphi(t)$ and $\varphi(\infty) = \lim_{t \rightarrow \infty} \varphi(t)$ to denote the limit values of a general positive-valued function $\varphi(t)$ that is defined over the positive half-line ($t > 0$); these limit values are assumed to exist in the wide sense, $0 \leq \varphi(0), \varphi(\infty) \leq \infty$.

The input's *hazard function* is given by the following limit:

$$H(t) = \lim_{\Delta \rightarrow 0} \frac{1}{\Delta} \Pr(T \leq t + \Delta | T \geq t) = \frac{f(t)}{\bar{F}(t)} \quad (8)$$

($t > 0$). Namely, $H(t)$ is the likelihood that the input T will be realized right after time t , given the information that it was not realized up to time t . The hazard function – also known as “hazard rate” and “failure rate” – is a widely applied tool in survival analysis [73]-[75] and in reliability engineering [76]-[78]. Now, with the input’s hazard function $H(t)$ at hand, we are all set to examine the global minimum of the output’s mean $M(\tau)$. The derivations of Eqs. (9)-(11) below are detailed in the Methods.

Firstly, we address the case of *fast timers*: $\tau \ll 1$. Taking the limit $\tau \rightarrow 0$ in the middle part of Eq. (4), while using L’Hospital’s rule, yields the limit value

$$M(0) = \frac{1}{H(0)}. \quad (9)$$

Consequently, we obtain the following pair of *fast criteria*²:

- If $H(0) < 1/\mu$ then sharp restart with fast timers is detrimental; in particular, this criterion applies whenever the hazard function vanishes at the origin, $H(0) = 0$.
- If $H(0) > 1/\mu$ then sharp restart with fast timers is beneficial; in particular, this criterion applies whenever the hazard function explodes at the origin, $H(0) = \infty$.

Secondly, we address the case of *slow timers*: $\tau \gg 1$. Taking the limit $\tau \rightarrow \infty$ in Eq. (4) yields the limit value $M(\infty) = \mu$. In turn, a calculation using Eq. (4) and L’Hospital’s rule asserts that the asymptotic behavior of the output’s mean $M(\tau)$ about its limit value $M(\infty) = \mu$ is given by the following limit:

$$\lim_{\tau \rightarrow \infty} \frac{M(\tau) - \mu}{\bar{F}(\tau)} = \mu - \frac{1}{H(\infty)}. \quad (10)$$

Consequently, we obtain the following pair of *slow criteria*:

- If $H(\infty) < 1/\mu$ then sharp restart with slow timers is beneficial; in particular, this criterion applies whenever the hazard function vanishes at infinity, $H(\infty) = 0$.
- If $H(\infty) > 1/\mu$ then sharp restart with slow timers is detrimental; in particular, this criterion applies whenever the hazard function explodes at infinity, $H(\infty) = \infty$.

Thirdly, we address the case of *critical timers*: τ_c for which the derivative of the output’s mean vanishes, $M'(\tau_c) = 0$. Evidently, a local minimum of the output’s mean $M(\tau_c)$, if such exists, is attained at a critical timer τ_c . A calculation using Eq. (4) asserts that, at critical timers (if such exist), the value of the output’s mean is given by:

$$M(\tau_c) = \frac{1}{H(\tau_c)}. \quad (11)$$

Consequently, we obtain the following pair of *critical criteria*:

²Note that $H(0) = f(0)$, and hence an equivalent formulation of the fast criteria is: $f(0) < 1/\mu$ and $f(0) > 1/\mu$, respectively.

- If $H(\tau_c) < 1/\mu$ then sharp restart with the timer τ_c is detrimental.
- If $H(\tau_c) > 1/\mu$ then sharp restart with the timer τ_c is beneficial.

Interestingly, the three pairs of criteria established in this section – for fast timers ($\tau \ll 1$), for slow timers ($\tau \gg 1$), and for critical timers ($M'(\tau_c) = 0$) – all share a common pattern: comparing the input’s hazard function $H(\tau)$ to the level $1/\mu$, the reciprocal of the input’s mean. An equivalent formulation of this common pattern is: comparing the reciprocal $1/H(\tau)$ of the input’s hazard function to the input’s mean μ (Fig. 2). In the next two sections we shall further explore the cases of fast, slow, and critical timers.

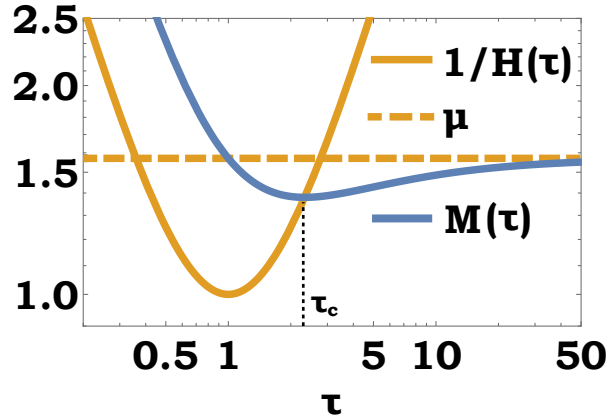


Figure 2: Illustration of the results for the fast, slow, and critical timers. We continue with the type-III Pareto input of Fig. 1. The reciprocal $1/H(\tau)$ of the input’s hazard function, and the output’s mean $M(\tau)$, are plotted vs. the timer parameter τ ; the τ axis is depicted on a logarithmic scale. In accord with the fast criteria: for fast timers ($\tau \ll 1$) the reciprocal hazard function is larger than input’s mean ($1/H(\tau) > \mu$), and sharp restart is detrimental ($M(\tau) > \mu$). In accord with the slow criteria: for slow timers ($\tau \gg 1$) the reciprocal hazard function is larger than input’s mean ($1/H(\tau) > \mu$), and sharp restart is beneficial ($M(\tau) < \mu$). In accord with the critical criteria: at the critical timer – the timer τ_c at which the output’s mean attains its global minimum – the output’s mean and the reciprocal hazard function intersect ($M(\tau_c) = 1/H(\tau_c)$); also, the reciprocal hazard function is smaller than the input’s mean ($1/H(\tau_c) < \mu$), and sharp restart is beneficial ($M(\tau) < \mu$).

6 Fast and slow timers

In the previous section we addressed the case of *fast timers* ($\tau \ll 1$), and the case of *slow timers* ($\tau \gg 1$). However, we did not provide the precise meanings of these timers. Namely: how small should the timer τ be in order to qualify as ‘fast’? and how large

should the timer τ be in order to qualify as ‘slow’? Considering the input’s hazard function $H(t)$ to be continuous over the positive half-line ($t > 0$), in this section we answer these two questions.

The interplay between the following terms assumed a key role in the previous section: the input’s hazard function $H(t)$ on the one hand, and the input’s mean μ on the other hand. This interplay will assume a key role also in this section – via the two following thresholds:

$$\tau_* = \inf \left\{ t > 0 \mid H(t) = \frac{1}{\mu} \right\}, \quad (12)$$

and

$$\tau^* = \sup \left\{ t > 0 \mid H(t) = \frac{1}{\mu} \right\}. \quad (13)$$

Namely, the lower threshold τ_* and the upper threshold τ^* are, respectively, the smallest and largest times at which the hazard function $H(t)$ intersects the level $1/\mu$ (Fig. 3). In particular, if the hazard function $H(t)$ does *not* intersect the level $1/\mu$ then: $\tau_* = \infty$ and $\tau^* = 0$.

Combining together Eq. (4) and the input’s hazard rate, the difference between the output’s mean and the input’s mean admits the following formulations:

$$M(\tau) - \mu = \frac{1}{F(\tau)} \int_0^\tau \left[\frac{1}{H(t)} - \mu \right] f(t) dt. \quad (14)$$

and

$$M(\tau) - \mu = \frac{1}{F(\tau)} \int_\tau^\infty \left[\mu - \frac{1}{H(t)} \right] f(t) dt. \quad (15)$$

The derivations of Eqs. (14) and (15) are detailed in the Methods. Observing Eqs. (14) and (15), it is evident that the sign of the difference $M(\tau) - \mu$ depends on the interplay between the input’s hazard function and mean. Armed with the thresholds of Eqs. (12) and (13), as well as with the mean-difference formulae of Eqs. (14) and (15), we are all set to analyze the cases of fast and slow timers.

Consider the case of *fast timers*: $\tau \ll 1$. The fast-timer criteria of the previous section, combined together with Eq. (14), straightforwardly yields the two following conclusions. (I) If $H(0) < 1/\mu$ then sharp restart is detrimental for all timers τ in the range $\tau < \tau_*$. (II) If $H(0) > 1/\mu$ then sharp restart is beneficial for all timers τ in the range $\tau < \tau_*$. Hence, the lower threshold τ_* of Eq. (12) defines a *range of fast timers*.

Consider the case of *slow timers*: $\tau \gg 1$. The slow-timer criteria of the previous section, combined together with Eq. (15), straightforwardly yields the two following conclusions. (I) If $H(\infty) < 1/\mu$ then sharp restart is beneficial for all timers τ in the range $\tau > \tau^*$. (II) If $H(\infty) > 1/\mu$ then sharp restart is detrimental for all timers τ in the range $\tau > \tau^*$. Hence, the upper threshold τ^* of Eq. (13) defines a *range of slow timers*.

At the end of section 3 we noted the special and unique role of Exponential inputs. Specifically, these are the only inputs that produce a flat output mean: $M(\tau) = \mu$ for all timers τ . An Exponential input is characterized by the flat hazard function $1/\mu$. Consequently – for a general input T – the difference between the reciprocal $1/H(t)$

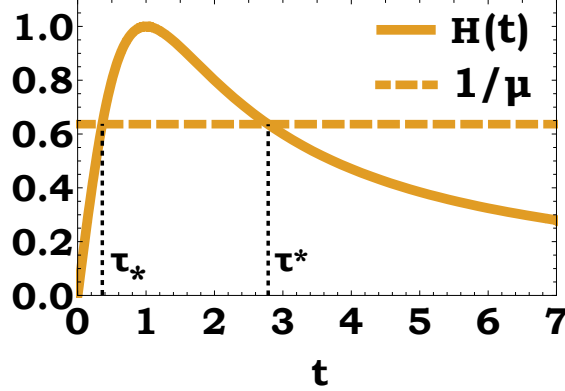


Figure 3: Illustration of the lower and upper thresholds, τ_* and τ^* . We continue with the type-III Pareto input of Fig. 1 and Fig. 2, for which: the mean is $\mu = \pi/2$, and the hazard function is $H(t) = 2t/(1+t^2)$; this mean level and this hazard function are plotted here. In turn, the lower threshold is $\tau_* = (\pi - \sqrt{\pi^2 - 4})/2$, and the upper threshold is $\tau^* = (\pi + \sqrt{\pi^2 - 4})/2$. In Fig. 1 we saw that sharp restart with timers $\tau < 1$ is detrimental, and that sharp restart with timers $\tau > 1$ is beneficial. The lower and upper thresholds are in accord with Fig. 1: the range of fast timers ($\tau < \tau_*$) is included in the range of ‘detrimental timers’ ($\tau < 1$), and the range of slow timers ($\tau > \tau^*$) is included in the range of ‘beneficial timers’ ($\tau > 1$).

of the input’s hazard function and the input’s mean μ is actually: the difference between the reciprocals of two hazard functions – one of the general input, and one of an Exponential input with mean μ . Thus, in a ‘hazard-function sense’, the integrals in Eqs. (14) and (15) measure the deviation of the general input T from an Exponential input with the same mean (μ).

7 Critical timers

In section 5 we addressed the case of *critical timers*: τ_c for which the derivative of the output’s mean vanishes, $M'(\tau_c) = 0$. Evidently, these are the timers at which the local minima and the local maxima – if such exist – of the output’s mean $M(\tau)$ are attained. In this section we elaborate on critical timers.

To analyze the critical timers we take the logarithm of the left and middle parts of Eq. (4), and differentiate this logarithm twice. As we shall now describe, the first differentiation gives rise to the notion of backward hazard function, and the second differentiation gives rise to the notion of Gibbs gradient function.

The hazard function, which we employed quite extensively in sections 5 and 6, implicitly assumes that the flow of time is *forward*. But what if the flow of time is reversed, and time runs *backward* rather than forward? In such a time-reversal setting we shift from the input’s ‘forward’ hazard function of Eq. (8) to the following ‘backward’

hazard function:

$$B(t) = \lim_{\Delta \rightarrow 0} \frac{1}{\Delta} \Pr(T > t - \Delta | T \leq t) = \frac{f(t)}{F(t)} \quad (16)$$

Namely, $B(t)$ is the likelihood that the input T will be realized right before time t , given the information that it was not realized after time t .³

Interestingly, critical timers link together the notion of residual lifetime (which we described and used in section 3), and the notion of backward hazard function. Indeed, consider the input's backward hazard function $B(t)$ of Eq. (16). Also, consider the backward hazard function, $B_{res}(t)$ ($t > 0$), of the input's residual lifetime T_{res} ; this function is defined identically to Eq. (16). In terms of these two backward hazard functions the following implication holds:

$$M'(\tau_c) = 0 \Leftrightarrow B(\tau_c) = B_{res}(\tau_c). \quad (17)$$

Namely, the critical timers τ_c (if such exist) are the intersection points (if such exist) of the two backward hazard functions: that of the input, $B(t)$; and that of the input's residual lifetime, $B_{res}(t)$. The derivation of Eq. (17) – via the differentiation of the logarithm of Eq. (4) – is detailed in the Methods.

Considering the input's density function $f(t)$ to be smooth, we introduce its negative logarithmic derivative:

$$G(t) = -\frac{d}{dt} \ln[f(t)] = -\frac{f'(t)}{f(t)} \quad (18)$$

($t > 0$). The negative logarithmic derivative $G(t)$ has a profound meaning: up to a scale factor, it is the gradient of the potential function that underpins the *Gibbs representation* of the input's density [79]-[81]. The Gibbs representation emerges via entropy maximization [82]-[84], as well as via the steady-state statistics of the Langevin equation [85]-[87].

Consider the input's Gibbs gradient function $G(t)$ of Eq. (18). Also, consider the Gibbs gradient function, $G_{res}(t)$ ($t > 0$), of the input's residual lifetime T_{res} ; this function is defined identically to Eq. (18). These two Gibbs gradient functions determine the behavior of critical timers τ_c as follows. (I) If $G(\tau_c) < G_{res}(\tau_c)$ then the critical timer τ_c yields a local maximum of the output's mean $M(\tau)$. (II) If $G(\tau_c) > G_{res}(\tau_c)$ then the critical timer τ_c yields a local minimum of the output's mean $M(\tau)$. The derivation of these two results – via the double differentiation of the logarithm of Eq. (4) – is detailed in the Methods.

8 Summary

This paper presented a comprehensive, statistical-based, mean-performance analysis of the *sharp-restart algorithm*. The algorithm is a non-linear map that receives an input T

³In the forward hazard function of Eq. (8) we observe the past – the time interval $(0, t)$; then, based on this observation, we predict the present – time t . Conversely, in the backward hazard function of Eq. (16) we observe the future – the time ray (t, ∞) ; then, based on this observation, we predict the present – time t .

which is a positive-valued random variable, and – using a positive timer parameter τ – produces an output T_R which is also a positive-valued random variable. The analysis focused on comparing the output’s mean $M(\tau)$ to the input’s mean μ . The two principal analytic tools employed here were the *residual lifetime* of renewal theory, and the *hazard rate* of reliability engineering. The analysis provides a detailed *statistical roadmap* for the mean-performance of the sharp-restart algorithm: six pairs of statistical criteria that determine if the application of the algorithm improves mean-performance, $M(\tau) < \mu$, or if the application worsens mean-performance, $M(\tau) > \mu$.

The six pairs of statistical criteria are summarized in Table 1. The Table’s columns specify the features of each pair of criteria: to which timer parameters τ do the criteria apply; and when does the application of the sharp-restart algorithm improve or worsen mean-performance (of the output, with respect to the input). **I)** For a general timer τ (section 3): the criteria compare – at the point τ – the value of the input’s survival function, $\bar{F}(\tau)$, to the value of the survival function of the input’s residual lifetime, $\bar{F}_{res}(\tau)$. **II)** To determine the existence of timers for which sharp-restart is beneficial/detrimental (section 4): the criteria compare the input’s mean, μ , to the mean of the input’s residual lifetime, μ_{res} ; equivalently, the criteria compare the input’s mean, μ , to the input’s standard deviation, σ . **III)** To determine the existence of timers for which sharp-restart is beneficial/detrimental (section 4): the criteria compare the input’s mean, μ , to twice the mean of the minimum of two IID copies of the input, $2\mu_{min}$; equivalently, the criteria examine the probability that the input T be greater than the input’s residual lifetime T_{res} (where the random variables T and T_{res} are independent of each other). **IV)** For fast timers $\tau \ll 1$ (sections 5 and 6): the criteria compare the value of input’s hazard function at zero, $H(0)$, to the reciprocal of the input’s mean, $1/\mu$. **V)** For a critical timer τ_c (sections 5 and 7): the criteria compare the value of input’s hazard function at the point τ_c , $H(\tau_c)$, to the reciprocal of the input’s mean, $1/\mu$. **VI)** For slow timers $\tau \gg 1$ (sections 5 and 6): the criteria compare the value of input’s hazard function at infinity, $H(\infty)$, to the reciprocal of the input’s mean, $1/\mu$.

Acknowledgments. Shlomi Reuveni acknowledges support from the Azrieli Foundation, from the Raymond and Beverly Sackler Center for Computational Molecular and Materials Science at Tel Aviv University, and from the Israel Science Foundation (grant No. 394/19).

Table 1

	Timer	Parameter	Improve	Worsen
I	<i>General</i>	$0 < \tau < \infty$	$\bar{F}(\tau) < \bar{F}_{res}(\tau)$	$\bar{F}(\tau) > \bar{F}_{res}(\tau)$
II	<i>Existence</i>	—	$\mu < \mu_{res}$ \Leftrightarrow $\mu < \sigma$	$\mu > \mu_{res}$ \Leftrightarrow $\mu > \sigma$
III	<i>Existence</i>	—	$\mu > 2\mu_{\min}$ \Leftrightarrow $\Pr(T > T_{res}) < \frac{1}{2}$	$\mu < 2\mu_{\min}$ \Leftrightarrow $\Pr(T > T_{res}) > \frac{1}{2}$
IV	<i>Fast</i>	$\tau \ll 1$	$H(0) > \frac{1}{\mu}$	$H(0) < \frac{1}{\mu}$
V	<i>Critical</i>	$M'(\tau_c) = 0$	$H(\tau_c) > \frac{1}{\mu}$	$H(\tau_c) < \frac{1}{\mu}$
VI	<i>Slow</i>	$\tau \gg 1$	$H(\infty) < \frac{1}{\mu}$	$H(\infty) > \frac{1}{\mu}$

Table 1: Six pairs of mean-performance criteria for the sharp-restart algorithm.

9 Methods

9.1 Eqs. (2)

Applying expectation to both sides of Eq. (1), while using the properties of the sharp-restart algorithm, yields

$$\begin{aligned}
\mathbf{E}[T_R] &= \mathbf{E}[I\{T \leq \tau\} \cdot T + I\{T > \tau\} \cdot (\tau + T'_R)] \\
&= \mathbf{E}[I\{T \leq \tau\} \cdot T] + \mathbf{E}[I\{T > \tau\} \cdot (\tau + T'_R)] \\
&= \int_0^\infty [I\{t \leq \tau\} t] f(t) dt + \mathbf{E}[I\{T > \tau\}] \cdot \mathbf{E}[\tau + T'_R] \\
&= \int_0^\tau t f(t) dt + \Pr(T > \tau) \cdot (\tau + \mathbf{E}[T'_R]) \\
&= \int_0^\tau t f(t) dt + \bar{F}(\tau) \cdot (\tau + \mathbf{E}[T_R]).
\end{aligned} \tag{19}$$

Note that

$$\begin{aligned}
\int_0^\tau t f(t) dt &= \int_0^\tau \left[\int_0^t du \right] f(t) dt \\
&= \int_0^\tau \left[\int_u^\tau f(t) dt \right] du = \int_0^\tau [\bar{F}(u) - \bar{F}(\tau)] du \\
&= \int_0^\tau \bar{F}(u) du - \tau \bar{F}(\tau).
\end{aligned} \tag{20}$$

Substituting Eq. (20) into Eq. (19) yields

$$\mathbf{E}[T_R] = \int_0^\tau \bar{F}(u) du + \bar{F}(\tau) \cdot \mathbf{E}[T_R]. \tag{21}$$

In turn, Eq. (21) implies Eq. (2):

$$\mathbf{E}[T_R] = \frac{\int_0^\tau \bar{F}(u) du}{1 - \bar{F}(\tau)} = \frac{1}{F(\tau)} \int_0^\tau \bar{F}(u) du. \tag{22}$$

9.2 Eqs. (6)-(7)

Eq. (4) implies that

$$\frac{M(\tau) - \mu}{\mu} = \frac{F_{res}(\tau) - F(\tau)}{F(\tau)} = \frac{\bar{F}(\tau) - \bar{F}_{res}(\tau)}{F(\tau)}. \tag{23}$$

In what follows the random variables T_1 and T_2 are IID copies of the input T .

The distribution function of the maximum $T_{\max} = \max\{T_1, T_2\}$ is: $\Pr(T_{\max} \leq t) = F(t)^2$ ($t \geq 0$). Consequently, the maximum's density function is $f_{\max}(t) = 2F(t)f(t)$ ($t > 0$). In turn, Eq. (23) implies that

$$\begin{aligned}
\frac{M(\tau) - \mu}{\mu} f_{\max}(\tau) &= [F_{res}(\tau) - F(\tau)] 2f(\tau) \\
&= 2F_{res}(\tau) f(\tau) - f_{\max}(\tau).
\end{aligned} \tag{24}$$

Integrating both sides of Eq. (24) over the positive half-line yields

$$\begin{aligned}
& \int_0^\infty \left[\frac{M(\tau) - \mu}{\mu} \right] f_{\max}(\tau) d\tau \\
&= \int_0^\infty [2F_{res}(\tau) f(\tau) - f_{\max}(\tau)] d\tau \\
&= 2 \int_0^\infty F_{res}(\tau) f(\tau) d\tau - \int_0^\infty f_{\max}(\tau) d\tau \\
&= 2 \int_0^\infty F_{res}(\tau) f(\tau) d\tau - 1.
\end{aligned} \tag{25}$$

In what follows the random variables T and T_{res} are considered independent of each other. Note that

$$\begin{aligned}
\Pr(T > T_{res}) &= \Pr(T_{res} \leq T) \\
&= \int_0^\infty \Pr(T_{res} \leq t | T = t) f(t) dt \\
&= \int_0^\infty F_{res}(t) f(t) dt.
\end{aligned} \tag{26}$$

Substituting Eq. (26) into Eq. (25) yields Eq. (6):

$$\int_0^\infty \left[\frac{M(\tau) - \mu}{\mu} \right] f_{\max}(\tau) d\tau = 2 \Pr(T > T_{res}) - 1. \tag{27}$$

The survival function of the minimum $T_{\min} = \min\{T_1, T_2\}$ is: $\Pr(T_{\min} > t) = \bar{F}(t)^2$ ($t \geq 0$). Consequently, the minimum's mean is $\mu_{\min} = \int_0^\infty \bar{F}(t)^2 dt$. In turn, using Eq. (3), we have

$$\begin{aligned}
\Pr(T > T_{res}) &= \int_0^\infty \Pr(T > t | T_{res} = t) f_{res}(t) dt \\
&= \int_0^\infty \bar{F}(t) f_{res}(t) dt = \int_0^\infty \bar{F}(t) \left[\frac{1}{\mu} \bar{F}(t) \right] dt \\
&= \frac{1}{\mu} \int_0^\infty \bar{F}(t)^2 dt = \frac{\mu_{\min}}{\mu}.
\end{aligned} \tag{28}$$

Substituting Eq. (28) into Eq. (27) yields

$$\int_0^\infty \left[\frac{M(\tau) - \mu}{\mu} \right] f_{\max}(\tau) d\tau = \frac{2\mu_{\min} - \mu}{\mu}. \tag{29}$$

In turn, Eq. (29) yields Eq. (7).

9.3 Eqs. (9)-(11)

Eqs. (3) and (8) imply that

$$\frac{f(t)}{f_{res}(t)} = \frac{f(t)}{\frac{1}{\mu} \bar{F}(t)} = \mu H(t). \tag{30}$$

Taking the limit $\tau \rightarrow 0$ in the middle part of Eq. (4), and using L'Hospital's rule and Eq. (30), yields

$$\begin{aligned}\frac{M(0)}{\mu} &= \lim_{\tau \rightarrow 0} \frac{M(\tau)}{\mu} \\ &= \lim_{\tau \rightarrow 0} \frac{F_{res}(\tau)}{F(\tau)} = \lim_{\tau \rightarrow 0} \frac{f_{res}(\tau)}{f(\tau)} \\ &= \lim_{\tau \rightarrow 0} \frac{1}{\mu H(\tau)} = \frac{1}{\mu H(0)}.\end{aligned}\tag{31}$$

In turn, Eq. (31) yields Eq. (9).

Eq. (23) implies that

$$\frac{M(\tau) - \mu}{\mu \bar{F}(\tau)} = \frac{\bar{F}(\tau) - \bar{F}_{res}(\tau)}{F(\tau) \bar{F}(\tau)} = \frac{1}{F(\tau)} \left[1 - \frac{\bar{F}_{res}(\tau)}{\bar{F}(\tau)} \right].\tag{32}$$

Taking the limit $\tau \rightarrow \infty$ in the right part of Eq. (32), and using L'Hospital's rule and Eq. (30), yields

$$\begin{aligned}\lim_{\tau \rightarrow \infty} \frac{M(\tau) - \mu}{\mu \bar{F}(\tau)} &= \lim_{\tau \rightarrow \infty} \frac{1}{F(\tau)} \left[1 - \frac{\bar{F}_{res}(\tau)}{\bar{F}(\tau)} \right] \\ &= 1 - \lim_{\tau \rightarrow \infty} \frac{\bar{F}_{res}(\tau)}{\bar{F}(\tau)} = 1 - \lim_{\tau \rightarrow \infty} \frac{f_{res}(\tau)}{f(\tau)} \\ &= 1 - \lim_{\tau \rightarrow \infty} \frac{1}{\mu H(\tau)} = 1 - \frac{1}{\mu H(\infty)}.\end{aligned}\tag{33}$$

In turn, Eq. (33) yields Eq. (10).

Differentiating the middle part of Eq. (4) yields

$$\frac{M'(\tau)}{\mu} = \frac{f_{res}(\tau) F(\tau) - F_{res}(\tau) f(\tau)}{F(\tau)^2}.\tag{34}$$

Eqs. (34) and (30) imply that if τ_c is a critical point, $M'(\tau_c) = 0$, then

$$F_{res}(\tau_c) = F(\tau_c) \frac{f_{res}(\tau_c)}{f(\tau_c)} = \frac{F(\tau_c)}{\mu H(\tau_c)}.\tag{35}$$

Substituting Eq. (35) into the middle part of Eq. (4) yields

$$\frac{M(\tau_c)}{\mu} = \frac{1}{F(\tau_c)} \left[\frac{F(\tau_c)}{\mu H(\tau_c)} \right] = \frac{1}{\mu H(\tau_c)}.\tag{36}$$

In turn, Eq. (36) yields Eq. (11).

9.4 Eqs. (14)-(15)

Using Eq. (30) we have

$$\begin{aligned}F_{res}(\tau) - F(\tau) &= \int_0^\tau f_{res}(t) dt - \int_0^\tau f(t) dt \\ &= \int_0^\tau [f_{res}(t) - f(t)] dt = \int_0^\tau \left[\frac{f_{res}(t)}{f(t)} - 1 \right] f(t) dt \\ &= \int_0^\tau \left[\frac{1}{\mu H(t)} - 1 \right] f(t) dt = \frac{1}{\mu} \int_0^\tau \left[\frac{1}{H(t)} - \mu \right] f(t) dt.\end{aligned}\tag{37}$$

Substituting Eq. (37) into the middle part of Eq. (23) yields Eq. (14).

Using Eq. (30) we have

$$\begin{aligned}
\bar{F}(\tau) - \bar{F}_{res}(\tau) &= \int_{\tau}^{\infty} f(t) dt - \int_{\tau}^{\infty} f_{res}(t) dt \\
&= \int_{\tau}^{\infty} [f(t) - f_{res}(t)] dt = \int_{\tau}^{\infty} \left[1 - \frac{f_{res}(t)}{f(t)} \right] f(t) dt \\
&= \int_{\tau}^{\infty} \left[1 - \frac{1}{\mu H(t)} \right] f(t) dt = \frac{1}{\mu} \int_{\tau}^{\infty} \left[\mu - \frac{1}{H(t)} \right] f(t) dt.
\end{aligned} \tag{38}$$

Substituting Eq. (38) into the right part of Eq. (23) yields Eq. (15).

9.5 Critical-timer results

Taking logarithm on the left and middle parts of Eq. (4), we introduce the function

$$L(\tau) = \ln \left[\frac{M(\tau)}{\mu} \right] = \ln [F_{res}(\tau)] - \ln [F(\tau)]. \tag{39}$$

($\tau > 0$). Evidently, the local minima and the local maxima (if such exist) of the functions $M(\tau)$ and $L(\tau)$ occur at the very same points.

Differentiating Eq. (39) with respect to the timer τ , using the backward hazard function of the input T (Eq. (16)), and using the backward hazard function of the input's residual lifetime T_{res} , we obtain that:

$$L'(\tau) = \frac{f_{res}(\tau)}{F_{res}(\tau)} - \frac{f(\tau)}{F(\tau)} = B_{res}(\tau) - B(\tau) \tag{40}$$

($\tau > 0$). Eq. (40) implies that

$$L'(\tau_c) = 0 \Leftrightarrow B(\tau_c) = B_{res}(\tau_c). \tag{41}$$

In turn, Eq. (41) implies Eq. (17).

Note that

$$\begin{aligned}
\left[\frac{f(\tau)}{F(\tau)} \right]' &= \frac{f'(\tau)F(\tau) - f(\tau)f'(\tau)}{F(\tau)^2} \\
&= \frac{f'(\tau)}{F(\tau)} - \left[\frac{f(\tau)}{F(\tau)} \right]^2 \\
&= \frac{f'(\tau)}{f(\tau)} \frac{f(\tau)}{F(\tau)} - \left[\frac{f(\tau)}{F(\tau)} \right]^2
\end{aligned} \tag{42}$$

($\tau > 0$). Using the backward hazard function (Eq. (16)) and the Gibbs gradient function (Eq. (18)) of the input T , Eq. (42) yields

$$B'(\tau) = -G(\tau)B(\tau) - B(\tau)^2 \tag{43}$$

($\tau > 0$). Identically to Eq. (43), we have

$$B'_{res}(\tau) = -G_{res}(\tau)B_{res}(\tau) - B_{res}(\tau)^2 \tag{44}$$

($\tau > 0$).

Differentiating Eq. (40) with respect to the timer τ yields

$$L''(\tau) = B'_{res}(\tau) - B'(\tau) \quad (45)$$

($\tau > 0$). Substituting Eqs. (43) and (44) into Eq. (45) further yields

$$\begin{aligned} L''(\tau) &= \left[-G_{res}(\tau)B_{res}(\tau) - B_{res}(\tau)^2 \right] - \left[-G(\tau)B(\tau) - B(\tau)^2 \right] \\ &= [G(\tau)B(\tau) - G_{res}(\tau)B_{res}(\tau)] + [B(\tau)^2 - B_{res}(\tau)^2] \end{aligned} \quad (46)$$

($\tau > 0$). In particular, for timers τ_c – which satisfy Eq. (41) – Eq. (46) implies that

$$L''(\tau_c) = B(\tau_c)[G(\tau_c) - G_{res}(\tau_c)]. \quad (47)$$

Hence, for a critical timers τ_c , Eq. (47) yields the two following conclusions. (I) If $G(\tau_c) < G_{res}(\tau_c)$ then a local maximum of the function $L(\tau)$ is attained at the timer τ_c . (II) If $G(\tau_c) > G_{res}(\tau_c)$ then a local minimum of the function $L(\tau)$ is attained at the timer τ_c . In turn, these results imply the local-maximum and the local-minimum results of section 7.

References

- [1] Evans, M.R., Majumdar, S.N. and Schehr, G., 2020. Stochastic resetting and applications. *Journal of Physics A: Mathematical and Theoretical*.
- [2] Evans, M.R. and Majumdar, S.N., 2011. Diffusion with stochastic resetting. *Physical review letters*, 106(16), p.160601.
- [3] Evans, M.R., Majumdar, S.N. and Mallick, K., 2013. Optimal diffusive search: nonequilibrium resetting versus equilibrium dynamics. *Journal of Physics A: Mathematical and Theoretical*, 46(18), p.185001.
- [4] Montero, M. and Villarroel, J., 2013. Monotonic continuous-time random walks with drift and stochastic reset events. *Physical Review E*, 87(1), p.012116.
- [5] Gupta, S., Majumdar, S.N. and Schehr, G., 2014. Fluctuating interfaces subject to stochastic resetting. *Physical review letters*, 112(22), p.220601.
- [6] Pal, A., 2015. Diffusion in a potential landscape with stochastic resetting. *Physical Review E*, 91(1), p.012113.
- [7] Majumdar, S.N., Sabhapandit, S. and Schehr, G., 2015. Dynamical transition in the temporal relaxation of stochastic processes under resetting. *Physical Review E*, 91(5), p.052131.
- [8] Christou, C. and Schadschneider, A., 2015. Diffusion with resetting in bounded domains. *Journal of Physics A: Mathematical and Theoretical*, 48(28), p.285003.

- [9] Nagar, A. and Gupta, S., 2016. Diffusion with stochastic resetting at power-law times. *Physical Review E*, 93(6), p.060102.
- [10] Méndez, V. and Campos, D., 2016. Characterization of stationary states in random walks with stochastic resetting. *Physical Review E*, 93(2), p.022106.
- [11] Eule, S. and Metzger, J.J., 2016. Non-equilibrium steady states of stochastic processes with intermittent resetting. *New Journal of Physics*, 18(3), p.033006.
- [12] Pal, A. and Rahav, S., 2017. Integral fluctuation theorems for stochastic resetting systems. *Physical Review E*, 96(6), p.062135.
- [13] Falcao, R. and Evans, M.R., 2017. Interacting Brownian motion with resetting. *Journal of Statistical Mechanics: Theory and Experiment*, 2017(2), p.023204.
- [14] Shkilev, V.P., 2017. Continuous-time random walk under time-dependent resetting. *Physical Review E*, 96(1), p.012126.
- [15] Belan, S., 2018. Restart could optimize the probability of success in a Bernoulli trial. *Physical review letters*, 120(8), p.080601.
- [16] Pal, A., Chatterjee, R., Reuveni, S. and Kundu, A., 2019. Local time of diffusion with stochastic resetting. *Journal of Physics A: Mathematical and Theoretical*, 52(26), p.264002.
- [17] Kuśmierz, Ł. and Gudowska-Nowak, E., 2019. Subdiffusive continuous-time random walks with stochastic resetting. *Physical Review E*, 99(5), p.052116.
- [18] Masó-Puigdellosas, A., Campos, D. and Méndez, V., 2019. Stochastic movement subject to a reset-and-residence mechanism: transport properties and first arrival statistics. *Journal of Statistical Mechanics: Theory and Experiment*, 2019(3), p.033201.
- [19] Masoliver, J., 2019. Telegraphic processes with stochastic resetting. *Physical Review E*, 99(1), p.012121.
- [20] Bodrova, A.S., Chechkin, A.V. and Sokolov, I.M., 2019. Scaled Brownian motion with renewal resetting. *Physical Review E*, 100(1), p.012120.
- [21] Bodrova, A.S., Chechkin, A.V. and Sokolov, I.M., 2019. Nonrenewal resetting of scaled Brownian motion. *Physical Review E*, 100(1), p.012119.
- [22] Pal, A., Kusmierz, L. and Reuveni, S., 2019. Time-dependent density of diffusion with stochastic resetting is invariant to return speed. *Physical Review E*, 100(4), p.040101.
- [23] Pal, A., Kusmierz, L. and Reuveni, S., 2019. Invariants of motion with stochastic resetting and space-time coupled returns. *New Journal of Physics*, 21(11), p.113024.

- [24] Maso-Puigdellosas, A., Campos, D. and Mendez, V., 2019. Transport properties of random walks under stochastic noninstantaneous resetting. *Physical Review E*, 100(4), p.042104.
- [25] Bodrova, A.S. and Sokolov, I.M., 2019. Resetting processes with non-instantaneous return. *arXiv preprint arXiv:1907.12326*.
- [26] Tal-Friedman, O., Pal, A., Sekhon, A., Reuveni, S. and Roichman, Y., 2020. Experimental realization of diffusion with stochastic resetting. *arXiv preprint arXiv:2003.03096*.
- [27] Reuveni, S., Urbakh, M. and Klafter, J., 2014. Role of substrate unbinding in Michaelis-Menten enzymatic reactions. *Proceedings of the National Academy of Sciences*, 111(12), pp.4391-4396.
- [28] Rotbart, T., Reuveni, S. and Urbakh, M., 2015. Michaelis-Menten reaction scheme as a unified approach towards the optimal restart problem. *Physical Review E*, 92(6), p.060101.
- [29] Roldán, É., Lisica, A., Sánchez-Taltavull, D. and Grill, S.W., 2016. Stochastic resetting in backtrack recovery by RNA polymerases. *Physical Review E*, 93(6), p.062411.
- [30] Berezhkovskii, A.M., Szabo, A., Rotbart, T., Urbakh, M. and Kolomeisky, A.B., 2016. Dependence of the enzymatic velocity on the substrate dissociation rate. *The Journal of Physical Chemistry B*, 121(15), pp.3437-3442.
- [31] Lapeyre, G.J. and Dentz, M., 2017. Reaction–diffusion with stochastic decay rates. *Physical Chemistry Chemical Physics*, 19(29), pp.18863-18879.
- [32] Robin, T., Reuveni, S. and Urbakh, M., 2018. Single-molecule theory of enzymatic inhibition. *Nature communications*, 9(1), p.779.
- [33] Budnar, S., Husain, K.B., Gomez, G.A., Naghibosadat, M., Varma, A., Verma, S., Hamilton, N.A., Morris, R.G. and Yap, A.S., 2019. Anillin promotes cell contractility by cyclic resetting of RhoA residence kinetics. *Developmental cell*, 49(6), pp.894-906.
- [34] Robin, T., Hadany, L. and Urbakh, M., 2019. Random search with resetting as a strategy for optimal pollination. *Physical Review E*, 99(5), p.052119.
- [35] Luby, M., Sinclair, A. and Zuckerman, D., 1993. Optimal speedup of Las Vegas algorithms. *Information Processing Letters*, 47(4), pp.173-180.
- [36] Gomes, C.P., Selman, B. and Kautz, H., 1998. Boosting combinatorial search through randomization. *AAAI/IAAI*, 98, pp.431-437.
- [37] Montanari, A. and Zecchina, R., 2002. Optimizing searches via rare events. *Physical review letters*, 88(17), p.178701.

- [38] Steiger, D.S., Rønnow, T.F. and Troyer, M., 2015. Heavy tails in the distribution of time to solution for classical and quantum annealing. *Physical review letters*, 115(23), p.230501.
- [39] Eliazar, I., Koren, T. and Klafter, J., 2007. Searching circular DNA strands. *Journal of Physics: Condensed Matter*, 19(6), p.065140.
- [40] Eliazar, I., Koren, T. and Klafter, J., 2008. Parallel search of long circular strands: Modeling, analysis, and optimization. *The Journal of Physical Chemistry B*, 112(19), pp.5905-5909.
- [41] Kusmierz, L., Majumdar, S.N., Sabhapandit, S. and Schehr, G., 2014. First order transition for the optimal search time of Lévy flights with resetting. *Physical review letters*, 113(22), p.220602.
- [42] Kuśmierz, Ł. and Gudowska-Nowak, E., 2015. Optimal first-arrival times in Lévy flights with resetting. *Physical Review E*, 92(5), p.052127.
- [43] Reuveni, S., 2016. Optimal stochastic restart renders fluctuations in first passage times universal. *Physical review letters*, 116(17), p.170601.
- [44] Pal, A., Kundu, A. and Evans, M.R., 2016. Diffusion under time-dependent resetting. *Journal of Physics A: Mathematical and Theoretical*, 49(22), p.225001.
- [45] Bhat, U., De Bacco, C. and Redner, S., 2016. Stochastic search with Poisson and deterministic resetting. *Journal of Statistical Mechanics: Theory and Experiment*, 2016(8), p.083401.
- [46] Pal, A. and Reuveni, S., 2017. First Passage under Restart. *Physical review letters*, 118(3), p.030603.
- [47] Chechkin, A. and Sokolov, I.M., 2018. Random search with resetting: a unified renewal approach. *Physical review letters*, 121(5), p.050601.
- [48] Evans, M.R. and Majumdar, S.N., 2018. Effects of refractory period on stochastic resetting. *Journal of Physics A: Mathematical and Theoretical*. 52 01LT01.
- [49] Eliazar, I., 2018. Branching search. *EPL (Europhysics Letters)*, 120(6), p.60008.
- [50] Pal, A., Eliazar, I. and Reuveni, S., 2019. First passage under restart with branching. *Physical review letters*, 122(2), p.020602.
- [51] Pal, A. and Prasad, V.V., 2019. Landau theory of restart transitions. *Phys. Rev. Research* 1, 032001(R).
- [52] Ray, S., Mondal, D. and Reuveni, S., 2019. Péclet number governs transition to acceleratory restart in drift-diffusion. *Journal of Physics A: Mathematical and Theoretical*, 52(25), p.255002.
- [53] Ahmad, S., Nayak, I., Bansal, A., Nandi, A. and Das, D., 2019. First passage of a particle in a potential under stochastic resetting: A vanishing transition of optimal resetting rate. *Physical Review E*, 99(2), p.022130.

- [54] Pal, A., Kuśmierz, Ł and Reuveni, S., 2019. Home-range search provides advantage under high uncertainty. arXiv preprint arXiv:1906.06987.
- [55] Kuśmierz, Ł. and Toyoizumi, T., 2019. Robust parsimonious search with scale-free stochastic resetting. *Phys. Rev. E* 100, 032110.
- [56] W.L. Smith, *J. Royal Stat. Soc. B*, 20 (1958) 243.
- [57] D.R. Cox, *Renewal theory* (Methuen, London, 1962).
- [58] E. Cinlar, *Advances Appl. Prob.* 1 (1969) 123.
- [59] S.M. Ross, *Applied probability models with optimization applications* (Holden-Day, San Francisco, 1970).
- [60] W. Weibull, *Ingeniors Vetenskaps Akademiens*, Stockholm (1939) 151.
- [61] W. Weibull, *ASME J. Appl. Mech.* 18 (1951) 293.
- [62] R.A. Fisher and L.H.C. Tippett, *Proc. Cambridge Phil. Soc.* 24 (1928) 180.
- [63] B. Gnedenko, *Ann. Math.* 44 (1943) 423 (translated and reprinted in: *Breakthroughs in Statistics I*, edited by S. Kotz and N.L. Johnson, pp. 195-225, Springer, New York, 1992).
- [64] J. Galambos, *Asymptotic theory of extreme order statistics* (2nd edition, Krieger, Melbourne, Florida, 1987).
- [65] J. Beirlant, Y. Goegebeur, J. Segers, and J. Teugels, *Statistics of extremes: Theory and applications* (Wiley, New York, 2004).
- [66] R.D. Reiss and M. Thomas, *Statistical analysis of extreme values: with applications to insurance, finance, hydrology and other fields* (Birkhauser, Basel, 2007).
- [67] D.N.P. Murthy, M. Xie, and R. Jiang, *Weibull Models* (Wiley, New York, 2003).
- [68] H. Rinne, *The Weibull distribution: A handbook* (CRC Press, Boca Raton, 2008).
- [69] J.I. McCool, *Using the Weibull distribution: Reliability, modeling and inference* (Wiley, New York, 2012).
- [70] G. Williams and D.C. Watts, *Trans. Faraday Soc.* 66 (1970) 80.
- [71] J.C. Phillips, *Rep. Prog. Phys.* 59 (1996) 1133.
- [72] W.T. Coffey and Yu.P. Kalmykov, *Fractals, diffusions and relaxation in disordered systems* (Wiley-Interscience, New York, 2006).
- [73] J.D. Kalbfleisch and R.L. Prentice, *The statistical analysis of failure time data* (Wiley, New York, 2002).
- [74] D.G. Kleinbaum and M. Klein, *Survival analysis: A self-learning text* (Springer, New York, 2012).

- [75] D. Collett, *Modelling survival data in medical research* (CRC press, Boca Raton, 2015).
- [76] E. Barlow and F. Proschan, *Mathematical theory of reliability* (SIAM, Philadelphia, 1996).
- [77] M. Finkelstein, *Failure rate modelling for reliability and risk* (Springer, New York, 2008).
- [78] B.S. Dhillon, *Engineering systems reliability, safety, and maintenance: an integrated approach* (CRC Press, Boca Raton FL, 2017).
- [79] H.O. Georgii, *Gibbs measures and phase transitions* (De Gruyter, Berlin, 2011).
- [80] I. Eliazar and M.H. Cohen, *Phys. Rev. E* 88 (2013) 052104.
- [81] I. Eliazar, *Physica A* 492 (2018) 123.
- [82] E.T. Jaynes, *Phys. Rev.* 106 (1957) 620; *Phys. Rev.* 108 (1957) 171.
- [83] N. Wu, *The maximum entropy method* (Springer, New York, 1997).
- [84] J.N. Kapur, *Maximum-entropy models in science and engineering* (New Age, New Delhi, 2009).
- [85] P. Langevin, *Comptes Rendus Acad. Sci. (Paris)* 146 (1908) 530.
- [86] W.T. Coffey, Yu.P. Kalmykov, and J.T. Waldron, *The Langevin equation* (World Scientific, Singapore, 2012).
- [87] G.A. Pavliotis, *Stochastic processes and applications: Diffusion processes, the Fokker-Planck and Langevin equations* (Springer, New York, 2014).