

Hyperplane arrangements in polymake

Lars Kastner and Marta Panizzut

Technische Universität Berlin, Chair of Discrete Mathematics/Geometry, Straße des 17.
Juni 136, 10623 Berlin {kastner,panizzut}@math.tu-berlin.de

Abstract Hyperplane arrangements form the latest addition to the zoo of combinatorial objects dealt with by **polymake**. We report on their implementation and on a algorithm to compute the associated cell decomposition. The implemented algorithm performs significantly better than brute force alternatives, as it requires less convex hulls computations.

Keywords: Hyperplane arrangements · Cell decomposition.

1 Introduction

Hyperplane arrangements are ubiquitous objects appearing in different areas of mathematics such as discrete geometry, algebraic combinatorics and algebraic geometry. A common theme is to understand the combinatorics and the topology of the cells in the complement of the arrangement. Combinatorics and its connections to other areas of mathematics are the focus of the software framework **polymake** [GJ00], hence hyperplane arrangements form an almost mandatory addition to the objects available. We will discuss the implementation, such as the datatypes and properties, as well as some basic algorithms for analyzing hyperplane arrangements.

One of the main advantages of **polymake** are its various interfaces to other software. This allows keeping the codebase slim, while using powerful software that developed by experts from other fields. Still **polymake** provides basic algorithms for many tasks, in case other software is not available. Hence the idea of the hyperplane arrangements is to provide a datatype with basic functionality as basis for future interfaces to other software, e.g. to **ZRAM** [Br+99] for computing the cell decomposition from the hyperplanes. Nevertheless, the **polymake** implementation of hyperplane arrangements comes with a basic algorithm for computing the associated cell decomposition that performs significantly better than brute force alternatives. Thus, we will discuss the main ideas of this algorithm in this article as well.

The combinatorics of hyperplane arrangements in real space is linked to zonotopes. Each arrangement endows the support space with a fan structure which is the normal fan of a zonotope. Each hyperplane subdivides the space in two halfspaces. Therefore we can encode relative positions of points with respect to the arrangement. In other words, hyperplane arrangements are examples of (oriented) matroids. Moreover, the hyperplanes in an arrangement can be seen as mirrors hyperplanes of a reflection group.

An interesting application is in Geometric Invariant Theory. GIT constructs quotients of algebraic varieties modulo group actions. The quotients depend on the choice of a linearized ample line bundle. Variation of geometric invariant theory quotients studies how quotients vary when changing the line bundle. Under some hypothesis the classes of equivalent quotients are convex subsets, called chambers. The walls among chambers are defined by certain hyperplane arrangements, see [DH98, Example 3.3.24].

2 Main Definitions

We begin with the basic definitions in the theory of hyperplane arrangements following our implementation in `polymake`.

Definition 1. A hyperplane arrangement $H = (H, \mathcal{S}_H)$ in \mathbb{R}^d is given by the following data:

1. A finite set of linear forms encoding hyperplanes $H = \{h \in \mathbb{R}^d \setminus \{0\}\}$ and
2. A polyhedral cone $\mathcal{S}_H \subseteq \mathbb{R}^d$ which we call the support cone.

Given a hyperplane arrangement H , the induced fan Σ_H is a fan with support \mathcal{S}_H given by subdividing \mathcal{S}_H along all $\{x \in \mathbb{R}^d \mid \langle x, h \rangle = 0\}$ for $h \in H$.

Every hyperplane in the arrangement subdivides the space into two halfspaces

$$h^+ := \{x \in \mathbb{R}^d \mid \langle x, h \rangle > 0\} \text{ and } h^- := \{x \in \mathbb{R}^d \mid \langle x, h \rangle < 0\}.$$

We remark that in the definition we allow duplicate hyperplanes, but from each hyperplane arrangement we can construct a reduced one. Let H be a hyperplane arrangement given by the hyperplanes $\{h_1, h_2, \dots, h_n\}$. The *reduced hyperplane arrangement* H_{red} has the same support cone as H and $h_i \in H_{\text{red}}$ if and only if $h_i \neq \lambda b$, for any $\lambda \in \mathbb{R}$ and any $b \in \{h_1, \dots, h_{i-1}\}$.

To a hyperplane arrangement $H = \{h_1, \dots, h_n\} \subseteq \mathbb{R}^d$ we associate the polytope

$$\mathcal{Z}_H := \sum_{i=0}^n [-h_i, h_i] + \mathcal{S}_H^\vee,$$

the Minkowski sum of all the line segments $[-h_i, h_i]$ and the dual support cone \mathcal{S}_H^\vee . If $\mathcal{S}_H = \mathbb{R}^d$, then $\mathcal{S}_H^\vee = 0$ and \mathcal{Z}_H is a zonotope.

Remark 1. Often hyperplane arrangements are defined without a support cone, i.e. only for the case $\mathcal{S}_H = \mathbb{R}^d$. The connection between intersecting $\Sigma_H \cap \mathcal{S}_H$ is done via taking the Minkowski sum $\mathcal{Z}_H + \mathcal{S}_H^\vee$ on the dual side. The main ingredient is the fact that

$$(\sigma + \tau)^\vee = \sigma^\vee \cap \tau^\vee$$

holds for two cones σ and τ .

Proposition 2.1 [Zie95, Thm. 7.16] *The fan Σ_H is the normal fan of \mathcal{Z}_H .*

Definition 2. To a maximal cone of $\sigma \in \Sigma_H$ we associate its signature, which is a set $\text{sig}(\sigma) := \{i \in \{1, \dots, n\} \mid \sigma \subseteq \overline{h_i^-}\}$.

Example 1. Let H be given by

$$H = \{(0, 1), (1, 1), (-2, 1)\} \subseteq \mathbb{R}^2.$$

We will have a look at the induced fans for different support cones \mathcal{S}_H . The fan Σ_H and the polytope \mathcal{Z}_H are visualized in Figure 2.2 for varying \mathcal{S}_H .

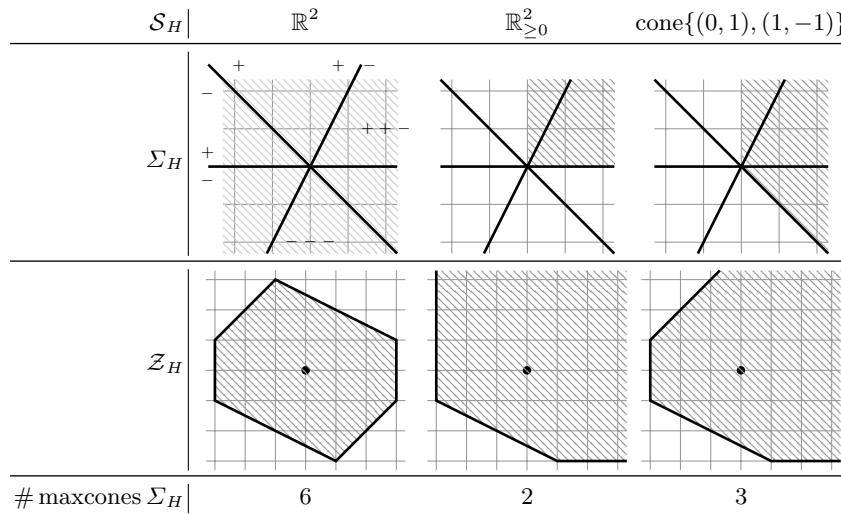


Figure 2.2. Visualization of Σ_H and \mathcal{Z}_H for Example 1

In each of the pictures, the support cone is indicated as the shaded area. The structure of the fan Σ_H depends heavily on the support cone \mathcal{S}_H . In particular, it is possible for hyperplanes to only intersect \mathcal{S}_H trivially and thereby becoming irrelevant for Σ_H . Thus, one may lose information when going from H to Σ_H .

The labels at the hyperplanes in the first picture indicate which side constitutes h^+ , h^- respectively. Using these one can read off the signatures of the single cells, for example the cell σ generated by the rays $(1, 0)$ and $(1, 2)$ has signature $\text{sig}(\sigma) = \{3\}$.

Remark 2. Reduced hyperplane arrangements are examples of oriented matroids. The ground set is the collection H of hyperplanes and the signatures are the covectors.

2.1 Affine hyperplane arrangements

An affine hyperplane arrangement is usually given by a finite set of affine hyperplanes:

$$H_{\text{aff}} := \{[a, b] \in \mathbb{R}^d \times \mathbb{R}\}.$$

The whole space \mathbb{R}^d is then subdivided along the hyperplanes

$$\{x \in \mathbb{R}^d \mid \langle a, x \rangle = b\}, \text{ for all } [a, b] \in H,$$

resulting in a polyhedral complex $\mathcal{PC}_{H_{\text{aff}}} \subseteq \mathbb{R}^d$.

Analogously to the connection between polytopes and cones, or polyhedral complexes and fans, every affine hyperplane arrangement gives rise to a (projective) hyperplane arrangement by embedding it at height 1:

$$H_{\text{proj}} := \{[-b, a] \mid [a, b] \in H\}.$$

If we intersect the fan $\Sigma_{H_{\text{proj}}}$ with the affine hyperplane $[x_0 = 1] \subseteq \mathbb{R}^{d+1}$, the resulting polyhedral complex is isomorphic to $\mathcal{PC}_{H_{\text{aff}}}$, via the embedding $\mathbb{R}^d \rightarrow \mathbb{R}^{d+1}$, $x \mapsto [1, x]$.

The support cone allows one to deal with affine hyperplanes computationally. Set

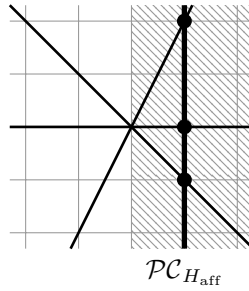
$$\mathcal{S}_{H_{\text{proj}}} := \{[x_0, x_1, \dots, x_d] \in \mathbb{R}^{d+1} \mid x_0 \geq 0\},$$

then the maximal cones of $\Sigma_{H_{\text{proj}}}$ are in one-to-one correspondence with the maximal cells of $\mathcal{PC}_{H_{\text{aff}}}$. In particular, **polymake** can interpret $\Sigma_{H_{\text{proj}}}$ as a polyhedral complex via the embedding mentioned above, and this polyhedral complex will be exactly $\mathcal{PC}_{H_{\text{aff}}}$.

Example 2. As a simple example, choose the following hyperplanes in \mathbb{R}^1 :

$$x_1 = -1, x_1 = 0, x_1 = 2.$$

The associated hyperplanes of H_{proj} in \mathbb{R}^2 are exactly those of the hyperplane arrangement from Example 1. For \mathcal{S}_H we choose the cone $\{x_0 \geq 0\}$, then H_{aff} will be at height one.



The induced affine hyperplane arrangement is indicated by the dots and thick line. It is one dimensional and the associated polyhedral complex $\mathcal{PC}_{H_{\text{aff}}}$ has four maximal cells.

```

Example 3. fan > $HA = new HyperplaneArrangement(HYPERPLANES
=>[[0,1],[1,1],[-2,1]], "SUPPORT.INEQUALITIES"=>[[1,0]]);

fan > $HA->CELL_DECOMPOSITION->RAYS; # Force computation

fan > $pc = new PolyhedralComplex($HA->CELL_DECOMPOSITION);

fan > print "( ".join(", ",@{$pc->VERTICES}).")\n";
(0 -1),(0 1),(1 -1),(1 0),(1 2)

fan > print join(", ",@{$pc->MAXIMAL_POLYTOPES})."\n";
{0 2},{1 4},{2 3},{3 4}

```

3 Implementation

Hyperplane arrangements are implemented in the software `polymake` as a new object `HyperplaneArrangement`, which is derived from the already existing object `VectorConfiguration`. Besides the existing properties of `VectorConfiguration` it has been augmented with the following properties and methods.

1. `HYPERPLANES` A matrix containing the hyperplanes as rows, this is just an override of the property `VECTORS` of `VectorConfiguration`
2. `SUPPORT` A `polymake Cone`, denoting the support \mathcal{S}_H .
3. `CELL_DECOMPOSITION` A `polymake PolyhedralFan`, the cell decomposition Σ_H .
4. `CELL_SIGNATURES` A `Array<Set<Int>>`, the i -th set in the array contains the indices of hyperplanes evaluating negatively on the i -th maximal cone of `CELL_DECOMPOSITION`.
5. `signature_to_cell` Given a signature as `Set<Int>`, get the maximal cone with this signature, if it exists.
6. `cell_to_signature` Given a cell, a maximal cone of `CELL_DECOMPOSITION`, determine its signature.

3.1 Cell decomposition algorithm

Given $H = \{h_1, \dots, h_n\}$, we want to compute the subdivision of \mathcal{S}_H induced by the hyperplanes, the induced fan Σ_H . This means, we want to find all the rays and maximal cones of Σ_H . In terms of the zonotope \mathcal{Z}_H , this is equivalent to knowing the facets and vertices of \mathcal{Z}_H , see [Fuk04; GS93]. The facet directions of \mathcal{Z}_H are the rays of Σ_H . For every vertex of \mathcal{Z}_H we get a maximal cone by determining which facets contain it.

The brute force approach is to loop over all possible signatures in $s \in 2^{0, \dots, n}$ and for every signature s to build the cone

$$\bigcap_{i \in s} \overline{h_i^-} \cap \bigcap_{i \notin s} \overline{h_i^+} \cap \mathcal{S}_H.$$

For comparing the different algorithms, we count the number of times they have to perform a convex hull computation for converting a signature to a cone. There are 2^n signatures, so we have to perform 2^n convex hull computations. As we saw in Example 1, it can happen that some hyperplanes are irrelevant, either completely or just for single cells. Furthermore, in Example 1 the maximum number of two-dimensional cones we got was six, however we would have to compute eight intersections with the brute force approach regardless.

Remark 3. This brute force approach is in some ways parallel to the brute force approach for computing the Minkowski sum making up \mathcal{Z}_H , by taking considering all possible sums of the endpoints of the line segments. One arrives at 2^n points whose convex hull is \mathcal{Z}_H . There are several ways to go on: Either attempt a massive convex hull computation directly, or check each point individually whether it is a vertex.

Our approach is to first find a full-dimensional cone σ of Σ_H and then to flip hyperplanes in order to compute its neighbors. First take a facet f of σ , then set

$$\text{sig}' := (\text{sig}(\sigma) \setminus \{i \in \text{sig}(\sigma) \mid h_i \parallel f\}) \cup \{i \notin \text{sig}(\sigma) \mid h_i \parallel f\}$$

This is the signature of the cell neighboring σ at facet f , so we can use it to determine the rays of the neighboring cell. Finding the neighbors of a cell allows one to traverse the dual graph of the fan Σ_H . Taking the support cone \mathcal{S}_H into account just requires some minor tweaks, like ignoring facets of σ that are also facets of \mathcal{S}_H . By storing signatures one can avoid recomputation of cones.

To find a starting cone, one selects a generic point x from \mathcal{S}_H . A generic point will be contained in a maximal cone, this maximal cone will be

$$\sigma(x) := \bigcap_{i \mid x \in h_i^+} \overline{h_i^+} \cap \bigcap_{i \mid x \in h_i^-} \overline{h_i^-}.$$

The point x may be contained in some hyperplanes, but these hyperplanes are exactly those that also contain the entire \mathcal{S}_H . Using this approach we would do one convex hull computation per maximal cone, arriving at $\# \text{maxcones}(\Sigma_H)$ convex hull computations.

Remark 4. As the fan Σ_H is polytopal, there is a reverse search structure on it, corresponding to the edge graph of the zonotope \mathcal{Z}_H . This has already been exploited by Sleumer in [Sle99] using the software framework [Br+99]. Reverse search allows for different kinds of parallelisation and it would be interesting to study the performance of budgeted reverse search [AJ18; AJ16] on this particular problem. Note that the dual problem, finding the vertices of \mathcal{Z}_H , is equally hard, as it is a Minkowski sum with potentially many summands. We refer the reader to [GS93] for a detailed analysis.

3.2 Sample code

We conclude with few examples which illustrate the object `HyperplaneArrangement` and its property. Example 6 reports the comparison between the running times

of the new algorithm implemented in `polymake` and the brute force algorithm to compute cell decompositions.

Example 4. The following examples compute the $4! = 24$ cells in the Coxeter arrangement of type A3. The 6 linear hyperplanes in the arrangements are

$$x_i - x_j = 0, \quad 1 \leq i < j \leq 4.$$

```
fan > $A3 = new HyperplaneArrangement(HYPERPLANES=>
    root_system("A3")->VECTORS->minor(All,~[0]));

fan > $CDA3 = $A3->CELL_DECOMPOSITION;

fan > print $CDA3->N_MAXIMAL_CONES;
24
```

Now we compute the 36 cells in the Linial arrangement [PS00] given by the 6 affine hyperplanes

$$x_i - x_j = 1, \quad 1 \leq i < j \leq 4.$$

As explained in Section 2.1, the support cone allows us to deal with affine hyperplanes. We transform the hyperplanes $[a, b] \in \mathbb{R}^4 \times \mathbb{R}$ in the projective arrangement H_{proj} with hyperplanes $[-b, a]$ and then we intersect the latter with the support cone $\mathcal{S}_{H_{\text{proj}}} := \{[x_0, x_1, \dots, x_5] \in \mathbb{R}^5 \mid x_0 \geq 0\}$.

```
fan > $Hyps = new Matrix([[ -1, 1, -1, 0, 0], [-1, 1, 0, -1, 0],
    [-1, 1, 0, 0, -1], [-1, 0, 1, -1, 0], [-1, 0, 1, 0, -1], [-1, 0, 0, 1, -1]]);

fan > $Lin = new HyperplaneArrangement(HYPERPLANES=>$Hyps,
    "SUPPORT.INEQUALITIES"=>[[1, 0, 0, 0, 0]]);

fan > $CDLin = $Lin->CELL_DECOMPOSITION;

fan > print $CDLin->N_MAXIMAL_CONES;
36
```

Example 5. This example is based on [S19]. Let X be a del Pezzo surface of degree 5 and $[K_X]$ the class of the canonical divisor. The cone of effective divisors $\overline{\text{Eff}}(X)$ is spanned by ten exceptional curves $[C_{ij}]$ indexed by $0 \leq i < j \leq 4$ and characterized by $[C_{ij}]^2 = -1$ and $[C_{ij}] \cdot [K_Y] = -1$. Applying the change of basis $[C_{ij}] = b_i + b_j$, described in [S19, Section 3], we see that the polytope P given by points in $\overline{\text{Eff}}(X)$ intersecting $[K_X]$ with multiplicity -1 coincides with the hypersimplex $\Delta(2, 5)$. In the aforementioned article the author considers the cell decomposition of P induced by the hyperplane arrangement defined by

$$\{[D] \in \overline{\text{Eff}}(X) \mid [D] \cdot [C_{ij}] = 0\}.$$

The decomposition is used to study the toric topology of the Grassmannian of planes in complex 5-dimensional space.

The following code allows one to compute the cell decomposition in `polymake`. We first compute the new pairing in the new basis b_0, b_1, \dots, b_4 .

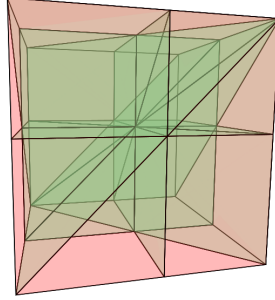


Figure 3.1. The arrangement of type A3.

```
polytope > $pairing = new Matrix(1/4*ones_matrix(5,5));
polytope > $pairing->row(4) *= -1;
polytope > $pairing->col(4) *= -1;
polytope > for(my $i=0; $i<4; $i++){ $pairing->elem($i,$i) =
    -3/4; }
```

We then introduce the support cone given by the hypersimplex $\Delta(2, 5)$ in the new basis

```
polytope > $R = hypersimplex(2,5)->VERTICES;
polytope > $Z = zero_vector(10);
polytope > $M = hypersimplex(2,5)->VERTICES->minor(All,~[0]);
polytope > $M = $M * $pairing;
polytope > $H = $Z|$M;
```

Finally, we can compute the cell decomposition.

```
fan > $HA = new HyperplaneArrangement(HYPERPLANES=>$H,
    "SUPPORT.INPUT_RAYS"=>$R);

fan > print $HA->CELL_DECOMPOSITION->N_RAYS;
15

fan > print $HA->CELL_DECOMPOSITION->N_MAXIMAL_CONES;
27
```

Example 6. Let H be the hyperplane arrangement in \mathbb{R}^d given by the $2^d - 1$ hyperplanes normal to 0/1-vectors. The number of maximal cones in Σ_H are known up to $d = 8$, see entry A034997 in the Online Encyclopedia of Integer Sequences. We run `polymake` implementations of the BFS algorithm described above and the brute force alternative. Our results are reported in Table 1, where we can see that the BFS algorithm performs better than already for small values of d .

Table 1. Results and runtimes for arrangements in Example 6

d	# hyperplanes	# rays	# maximal cones	time BFS (s)	time brute force (s)
2	3	6	6	0.1	0.1
3	7	18	32	0.6	1.2
4	15	90	370	8.0	324.1
5	31	1250	11292	407.6	—

References

- [AJ18] David Avis and Charles Jordan. “`mplrs`: A scalable parallel vertex/facet enumeration code”. In: *Mathematical Programming Computation* 10.2 (2018), pp. 267–302.
- [AJ16] David Avis and Charles Jordan. *A parallel framework for reverse search using mts*. Preprint `arXiv: 1610.07735`. 2016.
- [Br+99] Adrian Brnigger, Ambros Marzetta, Komei Fukuda and Jurg Nievergelt. “The parallel search bench ZRAM and its applications.” English. In: *Ann. Oper. Res.* 90 (1999), pp. 45–63.
- [DH98] Igor V. Dolgachev and Yi Hu. “Variation of geometric invariant theory quotients”. In: *Inst. Hautes tudes Sci. Publ. Math.* 87 (1998). With an appendix by Nicolas Ressayre, pp. 5–56.
- [Fuk04] Komei Fukuda. “From the zonotope construction to the Minkowski addition of convex polytopes”. In: *J. Symbolic Comput.* 38.4 (2004), pp. 1261–1272.
- [GJ00] Ewgenij Gawrilow and Michael Joswig. “`polymake`: a framework for analyzing convex polytopes”. In: *Polytopes – combinatorics and computation (Oberwolfach, 1997)*. Vol. 29. DMV Sem. Birkhuser, 2000, pp. 43–73.
- [GS93] Peter Gritzmann and Bernd Sturmfels. “Minkowski addition of polytopes: Computational complexity and applications to Grbner bases.” English. In: *SIAM J. Discrete Math.* 6.2 (1993), pp. 246–269.
- [PS00] Alexander Postnikov and Richard Stanley. “Deformations of Coxeter hyperplane arrangements”. In: *J. Combinatorial Theory Ser. A* 91.1-2 (2000), pp. 544–597.
- [Sle99] Nora H. Sleumer. “Output-sensitive cell enumeration in hyperplane arrangements.” English. In: *Nord. J. Comput.* 6.2 (1999), pp. 137–147.
- [S19] Hendrik S. “Toric topology of the Grassmannian of planes in \mathbb{C}^5 and the del Pezzo surface of degree 5”. ArXiv e-prints. 2019. URL: <http://arxiv.org/abs/1904.13301>.
- [Zie95] Gnter M. Ziegler. *Lectures on polytopes*. English. Vol. 152. Berlin: Springer-Verlag, 1995, pp. ix + 370.