

Observation of nonlinear spin dynamics and squeezing in a BEC using dynamic decoupling

Hagai Edri, Boaz Raz, Gavriel Fleurov, Roei Ozeri and Nir Davidson

Department of Physics of Complex Systems, Weizmann Institute of Science, Rehovot 7610001, Israel

We study the evolution of a Bose-Einstein Condensate (BEC) in a two-state superposition due to inter-state interactions. Using a population imbalanced dynamic decoupling scheme, we measure inter-state interactions while canceling intra-state density shifts and external noise sources. Our measurements show low statistical uncertainties for both magnetic sensitive and insensitive superpositions, indicating that we successfully decoupled our system from strong magnetic noises. We experimentally show that the Bloch sphere representing general superposition states is "twisted" by inter-state interactions, as predicted in [1, 2] and that the twist rate depends on the difference between inter-state and intra-state scattering lengths $a_{22} + a_{11} - 2a_{12}$. We use the non-linear spin dynamics in our scheme to demonstrate squeezing of gaussian noise, showing 2.79 ± 0.43 dB squeezing when starting with a noisy state and applying 160 echo pulses. Which can be used to increase sensitivity when there are errors in state preparation. Our results allow for a better understanding of inter-atomic potentials in ^{87}Rb . Our scheme can be used for spin squeezing beyond the standard quantum limit and observing polaron physics close to a Feshbach resonance, where interactions diverge, and strong magnetic noises are ever present.

The state of a two-level system can be represented by a vector on the Bloch sphere. Linear operations on this state can be represented by rotations and contractions of the sphere, generated by unitary and non-unitary operations respectively. In cases where the Bloch sphere represents the average state of an ensemble of two-level systems, interactions between them can introduce non-linear evolution to their state, represented by torsion and one-axis-twist of the Bloch sphere. Non-linear spin dynamics can be used for spin squeezing and the generation of non-classical states [1].

In the cold collision regime, the interaction is parameterized by the s -wave scattering length a_{ij} , where $|i\rangle, |j\rangle$ are two internal states of the interacting atoms (i.e. Zeeman states or hyperfine levels). Our knowledge of scattering lengths comes from spectroscopic measurements [2, 3], observations of collective oscillations [4], position of Feshbach resonances [5–7] and thermalization experiments [8, 9], which are then taken into account for calibrations of detailed calculations of inter-atomic potentials [10, 11]. Precise knowledge of inter-state interaction parameters, as well as the difference in scattering lengths between different internal states, are important for spin-squeezing [12], polaron physics [13–16], BEC solitons [17, 18], spinor and binary BECs [19, 20], and magnons [21].

Frequency shifts in population-balanced microwave Ramsey spectroscopy due to mean-field interactions were used to measure intra-state scattering length differences $a_{22} - a_{11}$ for both thermal ultra cold bosons [22] and BEC [2] (and their absence observed for both thermal [23] and quantum degenerate [24] ultracold Fermi gases). In population-imbalanced transitions an additional term in the frequency shift of the transition, proportional to $a_{22} + a_{11} - 2a_{12}$ and to the density difference between the states was predicted but was too small to be measured [2]. These measurements were limited to magnetic insensitive transitions where magnetic noises are largely

suppressed. Dynamic decoupling (DD) [25] could decouple the system from these magnetic noises and preserve its coherence over long times by applying a set of spin rotations. It also decouples it from the intra-state interactions and can not be applied to measure them.

Dynamic decoupling was demonstrated in NMR [26, 27], spins in solids [28–30], ultracold atoms [31, 32], and trapped ions [33–35]. DD aims to decouple a system from its environment, to measure a signal along with DD, one can modulate the system itself synchronously with the DD scheme [36–38], in a similar fashion to how a lock-in amplifier operates. However, this modulation can generate noises that are in phase with the DD scheme, and requires control of the signal of interest.

In this letter, we propose and demonstrate a method for measuring interactions in ultracold gases in a noisy environment with a long coherence time and increased sensitivity to inter-state interactions. Our measurements are based on a population imbalanced DD scheme (Fig. 1) that accumulates the effect of inter-state interactions between ultracold atoms in two internal states, without adding any modulation besides the DD itself. We fully characterize the process [39], confirming the prediction of [2] that the Bloch sphere of the two states is twisted by the inter-state interaction and from the measured twist determine $a_{22} + a_{11} - 2a_{12}$ with $0.02 a_0$ sensitivity for both magnetic sensitive and insensitive transitions. Around the equator, the Bloch sphere twist generates spin squeezing. We measure the evolution during DD of a state around the X axis, showing noise squeezing of 2.79 ± 0.43 dB with a weak non-linear interaction, when starting from a state with gaussian noise. This is relevant when there are errors in state preparation, and can be used to increase sensitivity.

Our method can also be used for spin squeezing beyond the standard quantum limit, similar to [12], owing to the long coherence time achievable in our scheme it is possible to generate a spin squeezed state even with weak

interactions. It is also relevant for polaron physics, where a minority of atoms in state $|1\rangle$ interact strongly with a majority of atoms in state $|2\rangle$. The lifetime and energy of polarons have been observed recently [15, 16, 40–42]. Imbalanced DD can be used to increase coherence in these measurements, which will, in turn, increase spectroscopic resolution.

We use a Bose-Einstein condensate (BEC) of ultra-cold ^{87}Rb atoms in states $|1\rangle = |F=1, m_{f_1}\rangle$ and $|2\rangle = |F=2, m_{f_2}\rangle$, where F is the total spin of the atom and $m_{f_{1,2}}$ is the spin projection on the magnetic field axis. In the mean-field approximation the two states undergo energy shifts,

$$\begin{aligned}\delta E_1 &= \frac{4\pi\hbar^2}{m}(\alpha_{11}a_{11}n_1 + \alpha_{12}a_{12}n_2), \\ \delta E_2 &= \frac{4\pi\hbar^2}{m}(\alpha_{22}a_{22}n_2 + \alpha_{12}a_{12}n_1),\end{aligned}\quad (1)$$

$n_{1,2}$ are the densities in the different states, a_{ij} are the s-wave scattering lengths, α_{ij} are correlation factors that account for Bose statistics (for a thermal cloud $\alpha_{ij} = 2$, and for a BEC $\alpha_{ij} = 1$ [2]), m is the atomic mass, and \hbar is the reduced Planck constant. The energy difference between the two states in a BEC is,

$$\begin{aligned}\delta E_2 - \delta E_1 &= \frac{2\pi\hbar^2}{m} \left((a_{22} - a_{11})(n_2 + n_1) \right. \\ &\quad \left. + (a_{22} + a_{11} - 2a_{12})(n_2 - n_1) \right).\end{aligned}\quad (2)$$

Here, the first term is proportional to the sum of densities $n = n_1 + n_2$, while the second one is proportional to the density difference $\delta n = n_2 - n_1$.

A typical Ramsey experiment starts with the atoms in state $|1\rangle$, a first $\pi/2$ pulse puts the atoms in an equal superposition - $\frac{1}{\sqrt{2}}(|1\rangle + |2\rangle)$, and after a holding time T a second $\pi/2$ pulse converts the phase difference between the states to population $P = N_2/(N_1 + N_2)$, where $N_{1,2}$ is the corresponding number of atoms in each state. During the interrogation time, the population in the two states is equal, which makes the second term in Eq. (2) vanish and the phase between the two states depends only on the sum of densities. However, we can start with a finite density difference by applying a pulse with area $\theta \neq \pi/2$ which puts the atoms in the state $\cos \frac{\theta}{2} |1\rangle + \sin \frac{\theta}{2} |2\rangle$, here the density difference is $\delta n = n(\sin^2 \frac{\theta}{2} - \cos^2 \frac{\theta}{2}) = -n \cos \theta$. Following a Ramsey wait time T we apply a second pulse with area $\pi - \theta$ to convert the phase difference between the two states to population difference.

In our imbalanced DD scheme (Fig. 1 (a)) we apply a number of echo pulses (N_e) between two pulses of θ and $\pi - \theta$. Our pulses have a Rabi frequency Ω_R and alternating phase of 0° , 90° , rotating the state around the X,Y axes in the Bloch sphere sequentially. This scheme adds several benefits, first, it cancels the first term in Eq.

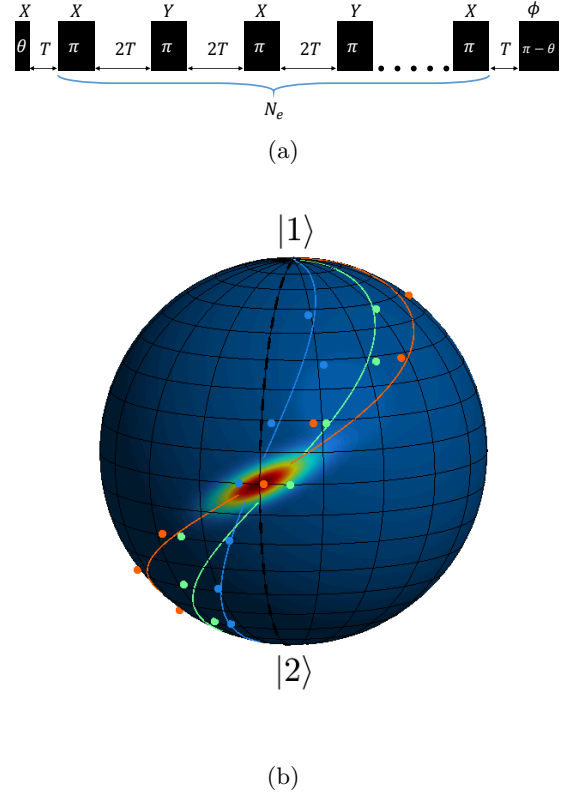


FIG. 1: Imbalanced dynamic decoupling. (a) Pulse sequence. An initial pulse of area θ , followed by a set of N_e echo pulses around X,Y axis, separated by time $2T$, with a final pulse with area $\pi - \theta$ and phase ϕ . The initial pulse creates a superposition $\cos \frac{\theta}{2} |1\rangle + \sin \frac{\theta}{2} |2\rangle$, with density difference $\delta n = -n \cos \theta$, where n is the total density. (b) A twisted Bloch sphere after imbalanced DD. Measured phase shifts (circles) on magnetic sensitive transition $|1, 1\rangle \leftrightarrow |2, 0\rangle$ (similar to Fig. 4) at several latitudes for increasing total evolution times (blue - 12.1 ms, green - 26.2 ms, orange - 54.6 ms). Solid lines are fits to the data. Locally, a coherent state around the equator is squeezed by one-axis-twist, illustrated by the colored distribution.

(2), because the sum of densities does not change following a π pulse. Second, quasi-static external noises and inhomogeneous dephasing mechanisms (e.g. due to inhomogeneous density or light shift) as well as spatial phase evolution [43] are nullified, which allows for a longer coherence time. The echo pulses reverse the sign of the density difference δn . Therefore, we accumulate phase due to the second term in Eq. (2) and achieve an increased sensitivity to $a_{22} + a_{11} - 2a_{12}$, which is typically much smaller than $a_{22} - a_{11}$.

The calculated population in state $|2\rangle$ at the end of this sequence, is given by (for detailed calculation see [44]),

$$P = \frac{1}{4} \left[2 \sin^2 \theta \cos \left(\phi - \frac{gn}{\hbar} N_e T \cos \theta \right) + \cos 2\theta + 3 \right] \quad (3)$$

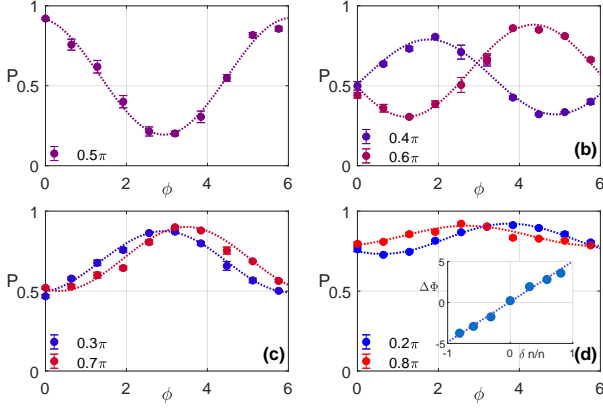


FIG. 2: Imbalanced DD on $|1, 0\rangle \leftrightarrow |2, 0\rangle$ transition, with 16 echo pulses and hold time $T = 2.88$ ms, giving a total time of 92 ms. (a-d) Measured population P (circles) while scanning the phase of the last pulse for different θ , showing clear fringes and high contrast. The fringes are phase shifted, due to inter-state interactions and density difference $\delta n = -n \cos \theta$. Dotted lines are fits to the data, error bars indicate one standard deviation from four repeated measurements. (d, inset) Phase shift from (a-d) fits (circles) as a function of population imbalance $\delta n/n$. The phase shift is proportional to $\delta n/n$ as predicted by Eq. (3), dotted line is a linear fit.

where ϕ is the phase of the last pulse and $g = \frac{4\pi\hbar^2}{m} (a_{11} + a_{22} - 2a_{12})$ is the interaction shift. This interaction twists the Bloch sphere (Fig. 1(b)), where the upper hemisphere ($\theta < \pi/2$) rotates in one direction and the lower hemisphere ($\theta > \pi/2$) rotates in the opposite direction. Measured phase shifts (circles) show the evolution on the Bloch sphere for increasing evolution times (blue, green, orange).

During the pulses the interaction is negligible since it is much weaker than our Rabi frequency ($\frac{g n}{\hbar} \ll \Omega_R$, [44]). Rotating the Bloch vector around X,Y cancels noises in the control pulses [29, 45, 46] and also renders the rotations symmetric with respect to the equator of the Bloch sphere in every XYXY block. Thus, any residual phase accumulated due to population imbalance during the pulses is equal in the upper and lower Bloch hemispheres.

In our system we trap a BEC of $\sim 5 \times 10^5$ ^{87}Rb atoms in a crossed dipole trap with trapping frequencies of $(\omega_x, \omega_y, \omega_z) = 2\pi \times (31, 37, 109)$ Hz. We use MW radiation close to 6.834 GHz to drive transitions between different hyperfine levels in a magnetic field of 2.07 G. We drive both the magnetic insensitive transition $|1, 0\rangle \leftrightarrow |2, 0\rangle$ and magnetic sensitive transitions $|1, 1\rangle \leftrightarrow |2, 0\rangle$, $|1, 1\rangle \leftrightarrow |2, 2\rangle$, which are separated by a large Zeeman splitting $\Delta \gg \Omega_R$.

To perform an imbalanced DD scheme, we start with all atoms in the state $|1\rangle = |1, 0\rangle$ (magnetic insensitive transition) or $|1\rangle = |1, 1\rangle$ (magnetic sensitive transitions)

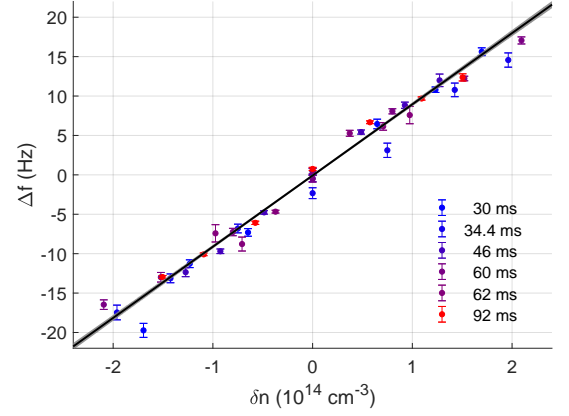


FIG. 3: Frequency shift due to interactions between $|1, 0\rangle \leftrightarrow |2, 0\rangle$ - Measured frequency shift $\Delta f = \frac{\Delta\Phi}{2\pi T_{\text{tot}}}$ and density difference δn from measurements of imbalanced DD with various total evolution times $T_{\text{tot}} = 2N_e T$ (indicated in figure legend), N_e is the number of echo pulses and T is the hold time. A linear fit to the data (black line, one standard deviation in gray) yields a scattering length difference of $(a_{11} + a_{22} - 2a_{12})_{1,0 \rightarrow 2,0} = 1.17 \pm 0.02 a_0$ (statistical uncertainty of one standard deviation), showing the high precision that can be achieved with this method.

and apply MW pulses to couple to state $|2\rangle = |2, 0\rangle$ or $|2\rangle = |2, 2\rangle$. We apply a pulse of length t_p to rotate the Bloch vector around the X axis with a polar angle $\theta = \Omega_R t_p$. We let the state evolve for a time T and apply a π pulse to invert the populations. We then alternate between π pulses around the X and the Y axes with free evolution time of $2T$ in between (XY8 sequence [47]). Finally, after another hold time T we apply a pulse $\pi - \theta$ with phase ϕ to rotate the vector around the axis $\cos \phi \cdot \hat{x} + \sin \phi \cdot \hat{y}$. An illustration of our pulse sequence is shown in Fig. 1 (a). The train of echo pulses can be prolonged to accumulate more phase and increase sensitivity to g . We used up to 72 echo pulses.

At the end of the sequence we released the cloud from the trap and let it expand for 20 ms. We measured the population in state $|2\rangle$ using a normalized detection scheme (see [44]). We measured the Thomas-Fermi radius of the cloud in order to calculate the chemical potential and average density of the BEC.

Our measurements on the magnetic insensitive transition ($|1, 0\rangle \leftrightarrow |2, 0\rangle$) after 16 echo pulses with hold time $T = 2.88$ ms (total time of 92 ms) are shown in Fig. 2 (a-d), filled circles are the measured populations vs ϕ (error bars indicate one standard deviation of the mean of four measurements), where different colors indicate different polar angles θ . The dotted lines are fits to $C \cos(\phi + \Delta\phi) + B$, where C is the contrast, ϕ is the phase of the last pulse, $\Delta\Phi$ is the phase shift, and B is the bias. The contrast of the fringe with $\theta = \frac{\pi}{2}$ (Fig. 2 (a)) is high, showing high coherence after a long DD time of 92 ms, compared with our typical Ramsey co-

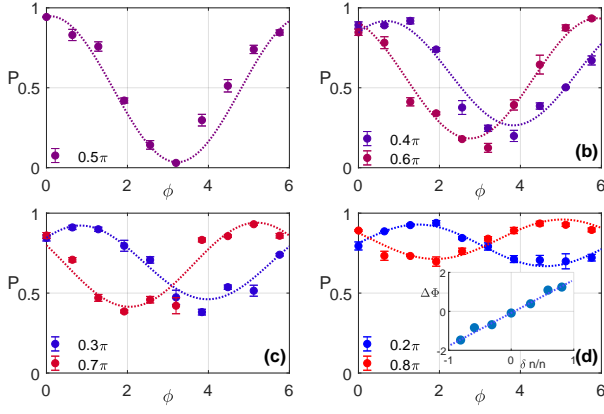


FIG. 4: Imbalanced DD on magnetic sensitive transition $|1, 1\rangle \leftrightarrow |2, 0\rangle$, with 56 echo pulses and hold time $T = 0.38$ ms, giving a total time of 42.6 ms. The short hold time T is needed to decouple the atoms from strong magnetic noises. (a-d) Measured population P while scanning the phase of the last pulse for different θ . Showing fringes with high coherence, even in the presence of strong magnetic noises. Dotted lines are fits to the data, error bars indicate one standard deviation from four repeated measurements. (d, inset) Phase shift taken from (a-d) fits (circles), as a function of population imbalance. Showing a linear dependence (linear fit, dotted line), similar to the magnetic insensitive measurements (Fig. 2).

herence time of ~ 30 ms [48]. When we change θ the contrast decreases, as expected from Eq. (3), but there are clear fringes in all cases (Fig. 2 (b-d)) and excellent agreement with our fits. A phase shift is present in all measurements, and it is linear with respect to δn (Fig. 2 (d), inset) as predicted by Eq. (3).

To validate our measurement and test the performance of this sequence. We repeated this measurement for different times $T_{tot} = 2N_e T$ with different hold times T and number of echoes N_e . Our measurement time was limited by inelastic collisions of atoms in state $|2, 0\rangle$, transferring them to states $|2, -1\rangle$ and $|2, 1\rangle$ [49]. The frequency shift we measured $\Delta f = \frac{\Delta\Phi}{2\pi T_{tot}}$ grows linearly with the density difference δn (Fig. 3). From a linear fit we get $(a_{11} + a_{22} - 2a_{12})_{1,0 \rightarrow 2,0} = 1.17 \pm 0.02 a_0$ (statistical error of one standard deviation), showing the high precision and signal to noise ratio achieved with imbalanced DD. Our main source of systematic errors is the measurement of density of the BEC, we estimate it to be 16%. This measurement of scattering length difference can be used to calculate interatomic potentials. Using a known value for $a_{11} = 94.69 a_0$ [10] and previously measured $a_{22} - a_{11} = -1.40 \pm 0.04 a_0$ in our setup [48], we can estimate $a_{12} = 93.40 \pm 0.03 a_0$ and $\frac{a_{11} + a_{22} - 2a_{12}}{a_{22} - a_{11}} = -0.84 \pm 0.03$. This ratio is insensitive to systematic errors in estimating density.

To show the ability of DD to work in noisy environment, we performed the same measurement as before on

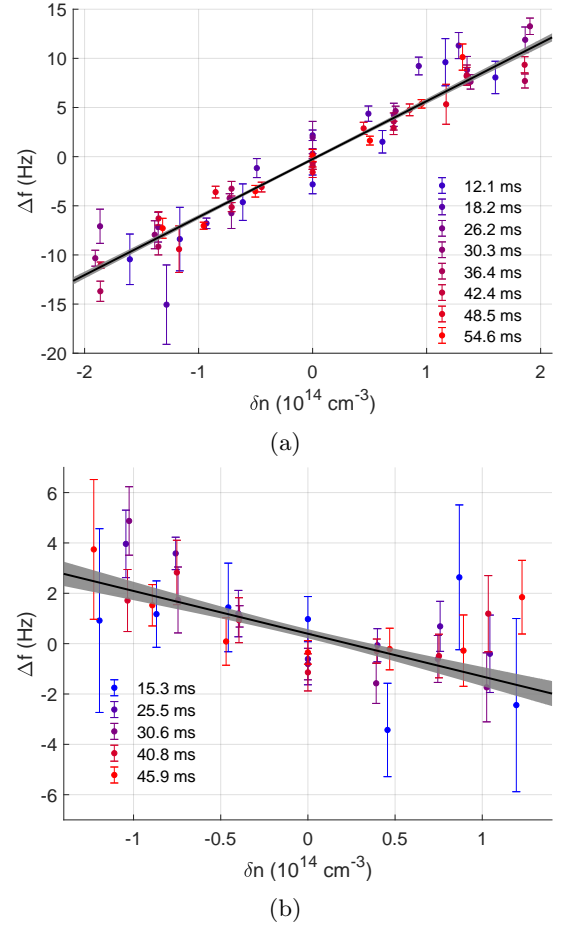


FIG. 5: Frequency shift due to interactions in magnetic transitions - The measured frequency shift Δf and density difference δn from repeated measurements of imbalanced DD with different number of echo pulses and hold times for $|1, 1\rangle \leftrightarrow |2, 0\rangle$ (a) and $|1, 1\rangle \leftrightarrow |2, 2\rangle$ (b). A linear fit to the data (black line, one standard deviation in gray) gives a scattering length difference of (a) $(a_{11} + a_{22} - 2a_{12})_{1,1 \rightarrow 2,0} = 0.76 \pm 0.02 a_0$ and (b) $(a_{11} + a_{22} - 2a_{12})_{1,1 \rightarrow 2,2} = -0.22 \pm 0.04 a_0$ showing high precision that can be achieved in this method even in the presence of strong magnetic noise.

two magnetic sensitive transitions, $|1, 1\rangle \leftrightarrow |2, 0\rangle$ and $|1, 1\rangle \leftrightarrow |2, 2\rangle$ with a magnetic field sensitivity of 0.7 kHz/mG and 2.1 kHz/mG respectively. Our main magnetic noise source was the 50 Hz AC from the electricity grid of 1.31 ± 0.12 mG peak to peak at the position of the atoms [44]. Our results for $|1, 1\rangle \leftrightarrow |2, 0\rangle$ transition for 56 echo pulses and an hold time of $T = 0.38$ ms (Fig. 4), are similar to our results for the magnetic insensitive transition. Even in the presence of strong noises our results show long coherence times and a phase shift that is proportional to the density difference δn (Fig. 4(d), inset). Our Ramsey coherence time for magnetic sensitive transition was limited to only a few milliseconds due to magnetic noises. With DD we were able to increase it

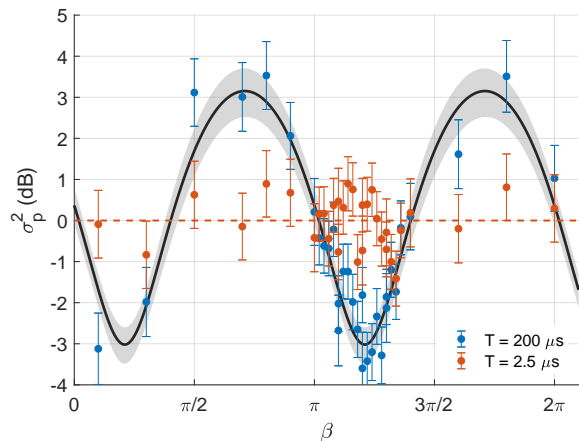


FIG. 6: Gaussian noise squeezing. Population variance σ_p^2 when rotating a state around the X axis with angle β after DD. We prepare a state with a symmetric gaussian noise of 25% around the X axis and apply DD with 160 echo pulses. For short evolution time ($T = 2.5 \mu\text{s}$, red circles) we get a constant variance, which is used for scaling the Y axis. For long evolution time ($T = 200 \mu\text{s}$, blue circles), we see a double peak feature, using a fit to our data [1] (black line, with one standard deviation in gray) we extract maximal squeezing of 2.79 ± 0.43 dB at an angle $\beta_o = 218 \pm 14^\circ$, compared to short evolution time mean population variance.

and measure fringes with high contrast after a total time of 54.6 ms for $|1, 1\rangle \leftrightarrow |2, 0\rangle$ transition and 45.9 ms for $|1, 1\rangle \leftrightarrow |2, 2\rangle$ transition.

We repeated this measurement for different times T_{tot} with different hold times T and number of echoes N_e for the two magnetic sensitive transitions, and measured a frequency shift Δf that grows linearly with the density difference (Fig. 5). From a linear fit we estimate $(a_{11} + a_{22} - 2a_{21}) = 0.76 \pm 0.02 a_0$ for $|1, 1\rangle$ to $|2, 0\rangle$ (Fig. 5 (a)) transition and $(a_{11} + a_{22} - 2a_{21}) = -0.22 \pm 0.04 a_0$ for $|1, 1\rangle$ to $|2, 2\rangle$ transition (Fig. 5 (b)), demonstrating high precision and signal to noise ratio even in a noisy environment. When comparing these measurements with calculated scattering lengths from theory [50], we did not find a good agreement. These measurements can be performed close to a Feshbach resonance where typically there are no magnetic insensitive transitions and one of the scattering lengths a_{11} , a_{22} or a_{12} diverges. This increase in interaction will result in larger phase shifts and can be used to generate spin squeezed states [12].

To show a potential application of our scheme for spin squeezing we demonstrate squeezing of a state with gaussian noise, which emulates errors in state preparation. Here we used the magnetic insensitive transition $|1, 0\rangle \leftrightarrow |2, 0\rangle$. We prepared a state with a symmetric gaussian noise around the X axis of the Bloch sphere by starting in state $|1, 0\rangle$ and applying a pulse of $\frac{\pi}{2}(1 + \varepsilon_\theta)$ with a phase $\frac{\pi}{2}(1 + \varepsilon_\phi)$, where ε_ϕ , ε_θ are randomly cho-

sen errors (< 1) in pulse length and phase, respectively. We carried out a DD scheme of concatenated XY8 blocks with free evolution time of $2T$ between echo pulses. After this pulse sequence, the state remained centered on the X axis. We then applied a final pulse to rotate the state around the X axis with angle β and measure the population. We repeated this sequence with different evolution times to see how the twisting dynamics changes the statistical variance in population σ_p^2 as we scan β .

In Fig. 6 we show our results for added gaussian noise of 25% in state preparation and 160 echo pulses. For short evolution time ($T = 2.5 \mu\text{s}$, total time 0.8 ms, red) the variance does not change significantly for all β angles. For long evolution times ($T = 200 \mu\text{s}$, total time 64 ms, blue) we see a double peak feature, with a decrease in variance at angle $\beta_o = 218 \pm 14^\circ$. From a fit to the data we extract 2.79 ± 0.43 dB noise squeezing at the minimum angle, comparing short and long evolution time. After decreasing detection noise we have 3.02 ± 0.47 dB noise squeezing, to quantify the detection noise, we measured the population after one $\pi/2$ pulse for different β . This measurement demonstrates our ability to squeeze symmetric gaussian noise in a specific direction using DD with a weak nonlinear interaction. This method can be used to increase sensitivity in the presence of errors in state preparation and for spin squeezing beyond the standard quantum limit.

In conclusion, we introduced and demonstrated imbalanced dynamic decoupling as a robust method with high contrast and long coherence time, for measuring interactions in ultracold atoms from the twist of the Bloch sphere caused by the interactions. Our precision is comparable to other measurement done on a magnetic insensitive transition $|1, -1\rangle \leftrightarrow |2, 1\rangle$ [2, 4], and we show similar precision with magnetic sensitive transitions. The scattering length difference we measured for three transitions in ^{87}Rb can be used to calculate interatomic potentials. The interactions between imbalanced populations generate a phase shift that is accumulated in our sequence without having to externally perturb the system, as in other DD schemes [36, 37]. This type of interactions are of great interest in polaron physics [13–16], BEC solitons [51] and spin squeezing [52]. We demonstrated spin squeezing of a state with gaussian noise using DD and weak nonlinear interaction, showing reduced uncertainty when rotating our final state in a specific angle. This can be useful for measurements with errors in state preparation.

ACKNOWLEDGMENTS

The authors would like to thank Eite Tiesinga, Yotam Shapira and Tom Manovitz for fruitful discussions. This work was supported by the Israeli Science Foundation, the Israeli Ministry of Science Technology and Space and the Minerva Stiftung

-
- [1] M. Kitagawa and M. Ueda, *Physical Review A* **47**, 5138 (1993).
- [2] D. Harber, H. Lewandowski, J. McGuirk, and E. A. Cornell, *Physical Review A* **66**, 053616 (2002).
- [3] C. Fertig and K. Gibble, *Physical review letters* **85**, 1622 (2000).
- [4] M. Egorov, B. Opanchuk, P. Drummond, B. Hall, P. Hannaford, and A. Sidorov, *Physical Review A* **87**, 053614 (2013).
- [5] S. Knoop, T. Schuster, R. Scelle, A. Trautmann, J. Appmeier, M. K. Oberthaler, E. Tiesinga, and E. Tiemann, *Phys. Rev. A* **83**, 042704 (2011).
- [6] F. Ferlaino, C. D'Errico, G. Roati, M. Zaccanti, M. Inguscio, G. Modugno, and A. Simoni, *Phys. Rev. A* **73**, 040702 (2006).
- [7] A. J. Kerman, C. Chin, V. Vuletić, S. Chu, P. J. Leo, C. J. Williams, and P. S. Julienne, *Comptes Rendus de l'Académie des Sciences-Series IV-Physics* **2**, 633 (2001).
- [8] C. Marzok, B. Deh, P. W. Courteille, and C. Zimmermann, *Phys. Rev. A* **76**, 052704 (2007).
- [9] G. Ferrari, M. Inguscio, W. Jastrzebski, G. Modugno, G. Roati, and A. Simoni, *Phys. Rev. Lett.* **89**, 053202 (2002).
- [10] E. Van Kempen, S. Kokkelmans, D. Heinzen, and B. Verhaar, *Physical review letters* **88**, 093201 (2002).
- [11] B. Verhaar, E. Van Kempen, and S. Kokkelmans, *Physical Review A* **79**, 032711 (2009).
- [12] C. Gross, T. Zibold, E. Nicklas, J. Esteve, and M. K. Oberthaler, *Nature* **464**, 1165 (2010).
- [13] C. Kohstall, M. Zaccanti, M. Jag, A. Trenkwalder, P. Massignan, G. M. Bruun, F. Schreck, and R. Grimm, *Nature* **485**, 615 (2012).
- [14] A. Schirotzek, C.-H. Wu, A. Sommer, and M. W. Zwierlein, *Phys. Rev. Lett.* **102**, 230402 (2009).
- [15] M.-G. Hu, M. J. Van de Graaff, D. Kedar, J. P. Corson, E. A. Cornell, and D. S. Jin, *Physical review letters* **117**, 055301 (2016).
- [16] N. B. Jørgensen, L. Wacker, K. T. Skalmstang, M. M. Parish, J. Levinsen, R. S. Christensen, G. M. Bruun, and J. J. Arlt, *Physical review letters* **117**, 055302 (2016).
- [17] C. Hamner, Y. Zhang, J. J. Chang, C. Zhang, and P. Engels, *Phys. Rev. Lett.* **111**, 264101 (2013).
- [18] T. M. Bersano, V. Gokhroo, M. A. Khomehchi, J. D'Ambroise, D. J. Frantzeskakis, P. Engels, and P. G. Kevrekidis, *Phys. Rev. Lett.* **120**, 063202 (2018).
- [19] D. M. Stamper-Kurn and M. Ueda, *Rev. Mod. Phys.* **85**, 1191 (2013).
- [20] K. M. Mertes, J. W. Merrill, R. Carretero-González, D. J. Frantzeskakis, P. G. Kevrekidis, and D. S. Hall, *Phys. Rev. Lett.* **99**, 190402 (2007).
- [21] G. E. Marti, A. MacRae, R. Olf, S. Lourette, F. Fang, and D. M. Stamper-Kurn, *Phys. Rev. Lett.* **113**, 155302 (2014).
- [22] K. Gibble and S. Chu, *Phys. Rev. Lett.* **70**, 1771 (1993).
- [23] M. W. Zwierlein, Z. Hadzibabic, S. Gupta, and W. Ketterle, *Phys. Rev. Lett.* **91**, 250404 (2003).
- [24] S. Gupta, Z. Hadzibabic, M. Zwierlein, C. Stan, K. Dieckmann, C. Schunck, E. Van Kempen, B. Verhaar, and W. Ketterle, *Science* **300**, 1723 (2003).
- [25] D. A. Lidar, *Adv. Chem. Phys.* **154**, 295 (2014).
- [26] D. Haar, *Fluctuation, Relaxation and Resonance in Magnetic Systems: Scottish Universities' Summer School 1961* (Oliver & Boyd, 1962).
- [27] U. Haeblerlen, *High Resolution NMR in Solids: Advances in Magnetic Resonance* (Academic Press, 1976).
- [28] J. Du, X. Rong, N. Zhao, Y. Wang, J. Yang, and R. Liu, *Nature* **461**, 1265 (2009).
- [29] G. De Lange, Z. Wang, D. Riste, V. Dobrovitski, and R. Hanson, *Science* **330**, 60 (2010).
- [30] N. Bar-Gill, L. M. Pham, A. Jarmola, D. Budker, and R. L. Walsworth, *Nature communications* **4**, 1743 (2013).
- [31] Y. Sagi, I. Almog, and N. Davidson, *Physical review letters* **105**, 053201 (2010).
- [32] I. Almog, Y. Sagi, G. Gordon, G. Bensky, G. Kurizki, and N. Davidson, *Journal of Physics B: Atomic, Molecular and Optical Physics* **44**, 154006 (2011).
- [33] S. Kotler, N. Akerman, Y. Glickman, and R. Ozeri, *Physical review letters* **110**, 110503 (2013).
- [34] R. Shaniv, N. Akerman, and R. Ozeri, *Physical review letters* **116**, 140801 (2016).
- [35] M. J. Biercuk, H. Uys, A. P. VanDevender, N. Shiga, W. M. Itano, and J. J. Bollinger, *Nature* **458**, 996 (2009).
- [36] S. Kotler, N. Akerman, Y. Glickman, A. Keselman, and R. Ozeri, *Nature* **473**, 61 (2011).
- [37] R. Shaniv and R. Ozeri, *Nature communications* **8**, 14157 (2017).
- [38] G. de Lange, D. Ristè, V. V. Dobrovitski, and R. Hanson, *Phys. Rev. Lett.* **106**, 080802 (2011).
- [39] Y. Sagi, I. Almog, and N. Davidson, *Phys. Rev. Lett.* **105**, 053201 (2010).
- [40] A. Schirotzek, C.-H. Wu, A. Sommer, and M. W. Zwierlein, *Physical review letters* **102**, 230402 (2009).
- [41] C. Kohstall, M. Zaccanti, M. Jag, A. Trenkwalder, P. Massignan, G. M. Bruun, F. Schreck, and R. Grimm, *Nature* **485**, 615 (2012).
- [42] G. Ness, C. Shkedrov, Y. Florshaim, and Y. Sagi, *arXiv preprint arXiv:2001.10450* (2020).
- [43] R. P. Anderson, C. Ticknor, A. I. Sidorov, and B. V. Hall, *Phys. Rev. A* **80**, 023603 (2009).
- [44] See supplemental material.
- [45] T. Gullion, D. B. Baker, and M. S. Conradi, *Journal of Magnetic Resonance* (1969) **89**, 479 (1990).
- [46] Z.-H. Wang, G. De Lange, D. Ristè, R. Hanson, and V. Dobrovitski, *Physical Review B* **85**, 155204 (2012).
- [47] M. A. A. Ahmed, G. A. Álvarez, and D. Suter, *Physical Review A* **87**, 042309 (2013).
- [48] H. Edri, B. Raz, N. Matzliah, N. Davidson, and R. Ozeri, *Phys. Rev. Lett.* **124**, 163401 (2020).
- [49] A. Widera, F. Gerbier, S. Fölling, T. Gericke, O. Mandel, and I. Bloch, *New Journal of Physics* **8**, 152 (2006).
- [50] E. Tiesniga, (private Communication).
- [51] B. Eiermann, T. Anker, M. Albiez, M. Taglieber, P. Treutlein, K.-P. Marzlin, and M. Oberthaler, *Physical review letters* **92**, 230401 (2004).
- [52] W. Müssel, H. Strobel, D. Linnemann, D. Hume, and M. Oberthaler, *Physical review letters* **113**, 103004 (2014).

Supplementary Material for Observation of nonlinear spin dynamics and squeezing in a BEC using dynamic decoupling

Hagai Edri, Boaz Raz, Gavriel Fleurov, Roei Ozeri and Nir Davidson

Department of Physics of Complex Systems, Weizmann Institute of Science,
Rehovot 76100, Israel

Experimental Setup

In our setup we trap ^{87}Rb in a crossed dipole trap ($\lambda = 1064 \text{ nm}$). We produce an almost pure BEC of $\sim 10^5$ atoms with no visible thermal fraction. The trapping frequencies are $\omega_{x,y,z} = 2\pi \times (31, 37, 109)$.

In each measurement we take two images with imaging light that is resonant with the $F = 2 \rightarrow F' = 3$ transition of the ^{87}Rb D2 line after 20 ms time of flight. In the first image we count only the atoms in the state $F = 2$. Then, after a short repump pulse ($F = 1 \rightarrow F' = 2$, $40 \mu\text{s}$) that transfers all atoms from $F = 1$ to the $F = 2$ manifold, we image the cloud again to count the total number of atoms and measure the density. In this way we measure the relative population of state $|2\rangle$ (defined below), without being susceptible to fluctuations in atom numbers between different measurements.

We measure the number density by fitting the integrated column density in the second image with $f(x) = \text{Max}\left(0, \left(1 - \frac{x^2}{x_c^2}\right)^2\right)$, where x_c is the cloud's

half width in the strong trapping direction. From which we calculate the chemical potential μ and the peak number density $n_0 = \mu \frac{m}{4\pi\hbar^2 a}$, where m is the atomic mass, a is the scattering length, and \hbar is the reduced Planck constant. The average number density is given by $n = \frac{4}{7}n_0$.

Dynamic Decoupling

We use microwave (MW) radiation close to $f_0 = 6.834$ GHz to induce transitions between hyperfine levels of ^{87}Rb atoms, $|1\rangle = |F=1, m_{f_1}\rangle$ and $|2\rangle = |F=2, m_{f_2}\rangle$, where F is the total spin and $m_{f_{1,2}}$ is its projection on the magnetic field axis. We start with all atoms in state $|1\rangle$ and apply a set of pulses to control their state and accumulate phase due to inter-state interactions. Each pulse of length t_p and Rabi frequency Ω_R rotates the state vector by an angle $\theta = \Omega_R t_p$ around the axis $\hat{n} = \cos\phi\hat{x} + \sin\phi\hat{y}$. This rotation can be applied to any state $|\psi\rangle = \alpha|1\rangle + \beta|2\rangle$ with arbitrary α and β by an operator $R_{\hat{n}}(\theta) = \exp(\frac{i}{2}\theta\vec{\sigma} \cdot \hat{n})$. Free evolution of the state for a time T corresponds to a rotation around the \hat{z} axis on the Bloch sphere. The angle of rotation is $\epsilon = \frac{\delta E_{12}}{\hbar}T$, where δE_{12} is the energy difference between the two levels (Eq. (2) in the main text).

Our pulse sequence starts with a pulse of θ around the \hat{x} axis followed by a train of π pulses around X-Y-X-Y-Y-X-Y-X axes with a free evolution time $2T$ between pulses (XY8 sequence), we then apply a pulse of $\pi - \theta$ around

an axis \hat{n} . Applying all these rotations amounts to:

$$M(\theta, \phi) = R_{\hat{n}}(\pi - \theta) R_{\hat{z}}(\epsilon) R_{\hat{x}}(\pi) R_{\hat{z}}(2\tilde{\epsilon}) R_{\hat{y}}(\pi) R_{\hat{z}}(2\epsilon) R_{\hat{x}}(\pi) R_{\hat{z}}(2\tilde{\epsilon}) R_{\hat{y}}(\pi) R_{\hat{z}}(2\epsilon) \\ R_{\hat{y}}(\pi) R_{\hat{z}}(2\tilde{\epsilon}) R_{\hat{x}}(\pi) R_{\hat{z}}(2\epsilon) R_{\hat{y}}(\pi) R_{\hat{z}}(2\tilde{\epsilon}) R_{\hat{x}}(\pi) R_{\hat{z}}(\epsilon) R_{\hat{x}}(\theta), \quad (1)$$

where $\tilde{\epsilon}$ has inverted populations compared to ϵ , such that $\tilde{\epsilon} - \epsilon$ is proportional to the difference in densities between states $|1\rangle$ and $|2\rangle$, and does not depend on the sum of densities. We calculate the population in state $|2\rangle$ after applying this sequence starting from state $|1\rangle$,

$$P = |M(\theta, \phi) |1\rangle|^2 = \frac{1}{4} \left[2 \sin^2 \theta \cos \left(\phi - \frac{gn}{\hbar} N_e T \cos \theta \right) + \cos 2\theta + 3 \right] \quad (2)$$

where ϕ is the phase of the last pulse, $g = \frac{4\pi\hbar^2}{m} (a_{11} + a_{22} - 2a_{12})$ is the interaction shift and n is the sum of densities in states $|1\rangle$ and $|2\rangle$. In this sequence, the accumulated phase depends solely on the difference in densities $\delta n = -n \cos \theta$.

Evolution during the pulses

In this calculation we did not take into account any phase accumulated during the pulses. It is a good approximation in our system since $\delta E_{12}/\hbar \ll \Omega_R$ and $t_p \ll T$. To verify it we solved numerically the Bloch equations:

$$\frac{d\vec{\sigma}}{dt} = \vec{\Omega} \times \vec{\sigma} \quad (3)$$

Here $\vec{\Omega} = (\Omega_R, 0, \delta)$, and we use $\delta = \frac{gn}{\hbar} \cdot \sigma_z$, a detuning that is proportional to the population difference (we neglect any constant detuning of our oscillator since it will be nullified by the XY8 sequence). For our system parameters

$\delta/\Omega_R \sim 5 \cdot 10^{-3}$ for the magnetic insensitive transition $|1, 0\rangle \leftrightarrow |2, 0\rangle$. We compared our numerical solution with our analytic calculation for 16 echo pulses, hold time $T = 2.88$ ms, and our setup parameters, when taking into account that there is no phase accumulated during the pulse. Our results show a small angle of 0.05 rad between the two states on the Bloch sphere at the end of the pulse sequence, after a total rotation of 5.07 rad.

50 Hz Magnetic noise

An advantage of a dynamic decoupling (DD) scheme is it cancels external noises that are slower than our pulse rate $1/T$, which allows us to measure small frequency shifts in a noisy environment for magnetic sensitive transitions. Our main source of magnetic noise is the 50 Hz signal of the electricity grid in our lab. We measured it using short Ramsey spectroscopy (0.15 ms Ramsey time) on the magnetic sensitive transition $|1, 1\rangle \leftrightarrow |2, 2\rangle$, with our $\frac{\pi}{2}$ MW pulses synchronised to the 50 Hz signal. We changed the delay time between the pulses and the 50 Hz signal and scanned the phase of the second MW pulse. The results are shown in Fig. 1, each column is a Ramsey phase scan fringe. It is clear that the phase of the fringes changes as we change the delay time from the 50 Hz signal (horizontal axis). The 50 Hz noise is clearly seen in our measurement, and it has 1.31 ± 0.12 mG peak to peak amplitude, we do not see any other significant noise frequencies. To cancel this noise we use DD with short arm time T of 0.35 – 0.42 ms when measuring on the magnetic sensitive transition.

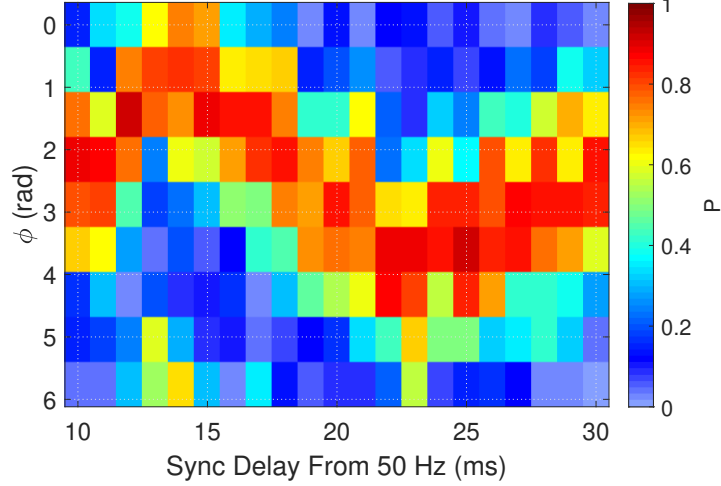


Figure 1: 50 Hz Noise - Ramsey phase scan with Ramsey time of 0.15 ms, with magnetic sensitive transition $|1, 1\rangle \rightarrow |2, 2\rangle$. We changed the delay time between our Ramsey pulses and 50 Hz signal from the electricity grid in our lab. We measured a phase shift that is proportional to the magnetic field noise at 50 Hz as seen by the atoms. The magnetic field at 50 Hz has a 1.31 ± 0.12 mG peak to peak amplitude.

Inelastic Collisions

The DD scheme increases our coherence time from ~ 15 ms to ~ 100 ms (for magnetic insensitive transition) and from ~ 1 ms to ~ 50 ms (for magnetic sensitive transitions). Our main limitation for the magnetic insensitive transition are inelastic collisions of atoms in state $|2, 0\rangle$, transferring them to states $|2, -1\rangle$ and $|2, 1\rangle$. We can measure the rate of these collisions by holding all atoms in state $|2, 0\rangle$ for different times and measuring the population of different spin states in $F = 2$. We do that with a Stern-Gerlach measurement, we release the atoms from the trap and turn on a magnetic field with a constant gradient, after 20 ms time of flight the states are well

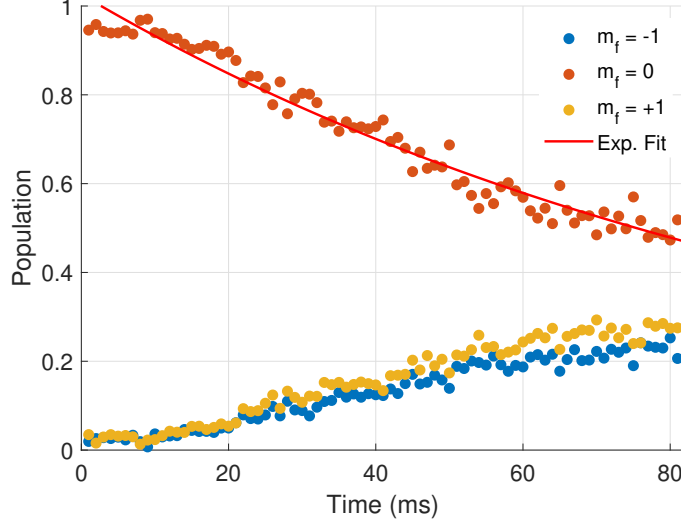


Figure 2: Inelastic collisions - We measured the population in different spin states m_f of total spin $F = 2$. The population in $|2, 0\rangle$ decays, while the population of $|2, -1\rangle$ and $|2, 1\rangle$ increases almost by the same amount as a result of inelastic collisions of atoms in state $|2, 0\rangle$, transferring them to states $|2, -1\rangle$ and $|2, 1\rangle$. From an exponential fit we estimate the spin relaxation time to be 105 ± 2 ms. It does not have an effect on the phase shift in our measurement for the magnetic insensitive transition, and only causes a slightly decreased coherence of our fringes.

separated in our images. The result of these measurements are presented in fig. 2. The population in $|2, 0\rangle$ decays, while the population of $|2, -1\rangle$ and $|2, 1\rangle$ increases almost by the same amount. From an exponential fit we estimate the spin relaxation time to be 105 ± 2 ms. It does not have an effect on the phase shift in our measurement, and only causes a slightly decreased coherence of our fringes, as can be seen in Fig. 2(a) in the main text, where there is a constant bias due to the population of states $|2, -1\rangle$ and $|2, 1\rangle$.