
USER GENERATED DATA: ACHILLES' HEEL OF BERT

A PREPRINT

Ankit Kumar

Piyush Makhija

Anuj Gupta

Vahan Inc
firstname@vahan.co

July 8, 2022

ABSTRACT

Owing to BERT's phenomenal success on various NLP tasks and benchmark datasets, industry practitioners have started to experiment with incorporating BERT to build applications to solve industry use cases. Industrial NLP applications are known to deal with much more noisy data as compared to benchmark datasets. In this work we systematically show that when the text data is noisy, there is a significant degradation in the performance of BERT. While this work is motivated from our business use case of building NLP applications for user generated text data which is known to be very noisy, our findings are applicable across various use cases in the industry. Specifically, we show that BERT's performance on fundamental tasks like sentiment analysis and textual similarity drops significantly as we introduce noise in data in the form of spelling mistakes and typos. For our experiments we use three well known datasets - IMDB movie reviews, SST-2 and STS-B to measure the performance. Further, we identify the shortcomings in the BERT pipeline that are responsible for this drop in performance.

Keywords BERT · user generated data · noisy data · tokenizer

1 Introduction

In recent times, pre-trained contextual language models have led to significant improvement in the performance for many NLP tasks. Among the family of these models, the most popular one is BERT [1], which is also the focus of this work. The strength of the BERT model stems from its transformer[2] based encoder architecture¹. While it is still not very clear as to why BERT along with its embedding works so well for downstream tasks when it is fine tuned, there has been some work in this direction that gives some important clues[3, 4].

At a high level, BERT's pipeline looks as follows: given an input sentence, BERT tokenizes it using wordPiece tokenizer[5]. The tokens are then fed as input to the BERT model and it learns contextualized embeddings for each of those tokens. It does so via pre-training on two tasks - Masked Language Model (MLM)[1] and Next Sentence Prediction (NSP)[1].

The focus of this work is to understand the issues that a practitioner can run into while trying to use BERT for building NLP applications in industrial settings. It is a well known fact that NLP applications in industrial settings often have to deal with the noisy data. There are different kinds of possible noise namely non-canonical text such as spelling mistakes, typographic errors, colloquialisms, abbreviations, slang, internet jargon, emojis, embedded metadata (such as hashtags, URLs, mentions), non standard syntactic constructions and spelling variations, grammatically incorrect text, mixture of two or more languages to name a few. Such noisy data is a hallmark of user generated text content and commonly found on social media, chats, online reviews, web forums to name a few. Owing to this noise a common issue that NLP models have to deal with is Out Of Vocabulary (OOV) words. These are words that are found in test and production

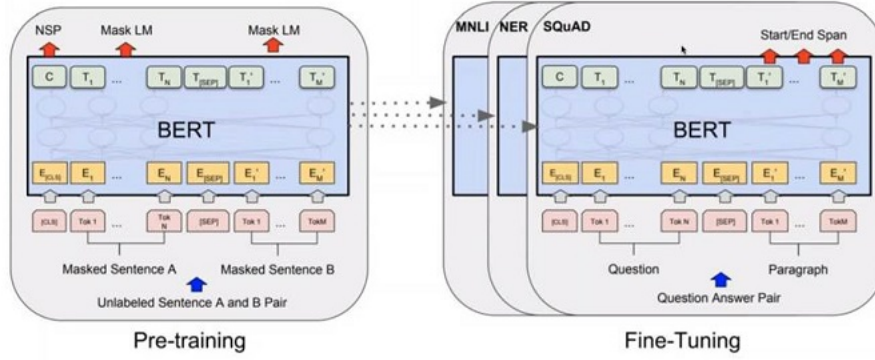


Figure 1: BERT architecture [1]

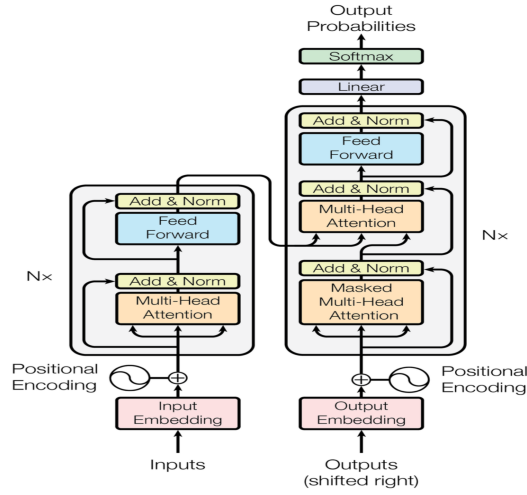


Figure 1: The Transformer - model architecture.

Figure 2: The Transformer model architecture [2]

data but not part of training data. In this work we highlight how BERT fails to handle Out Of Vocabulary(OOV) words, given its limited vocabulary. We show that this negatively impacts the performance of BERT when working with user generated text data and evaluate the same.

This evaluation is motivated from the business use case we are solving where we are building a dialogue system to screen candidates for blue collar jobs. Our candidate user base, coming from underprivileged backgrounds, are often high school graduates. This coupled with ‘fat finger’ problem¹ over a mobile keypad leads to a lot of typos and spelling mistakes in the responses sent to the dialogue system. Hence, for this work we focus on spelling mistakes as the noise in the data. While this work is motivated from our business use case, our findings are applicable across various use cases in industry - be it be sentiment classification on twitter data or topic detection of a web forum.

To simulate noise in the data, we begin with a clean dataset and introduce spelling errors in a fraction of words present in it. These words are chosen randomly. We will explain this process in detail later. Spelling mistakes introduced mimic the typographical errors in the text introduced by our users. We then use the BERT model for tasks using both clean and noisy datasets and compare the results. We show that the introduction of noise leads to a significant drop in performance of the BERT model for the task at hand as compared to clean dataset. We further show that as we increase the amount of noise in the data, the performance degrades sharply.

¹https://en.wikipedia.org/wiki/Fat-finger_error

2 Related Work

In recent years pre-trained language models ((e.g. ELMo[6], BERT[1]) have made breakthroughs in several natural language tasks. These models are trained over large corpora that are not human annotated and are easily available. Chief among these models is BERT[1]. The popularity of BERT stems from its ability to be fine-tuned for a variety of downstream NLP tasks such as text classification, regression, named-entity recognition, question answering[1], machine translation[7] etc. BERT has been able to establish State-of-the-art (SOTA) results for many of these tasks. People have been able to show how one can leverage BERT to improve search[8].

Owing to its success, researchers have started to focus on uncovering drawbacks in BERT, if any. [9] introduce TEXTFOOLER, a system to generate adversarial text. They apply it to NLP tasks of text classification and textual entailment to attack the BERT model. [10] evaluate three models - RoBERTa, XLNet, and BERT in Natural Language Inference (NLI) and Question Answering (QA) tasks for robustness. They show that while RoBERTa, XLNet and BERT are more robust than recurrent neural network models to stress tests for both NLI and QA tasks; these models are still very fragile and show many unexpected behaviors. [11] discuss length-based and sentence-based misclassification attacks for the Fake News Detection task trained using a context-aware BERT model and they show 78% and 39% attack accuracy respectively.

Our contribution in this paper is to answer that can we use large language models like BERT directly over user generated data.

3 Experiment

For our experiments, we use pre-trained BERT implementation as given by huggingface² transformer library. We use the BERTBase uncased model. We work with three datasets namely - IMDB movie reviews[12], Stanford Sentiment Treebank (SST-2) [13] and Semantic Textual Similarity (STS-B) [14].

IMDB dataset is a popular dataset for sentiment analysis tasks, which is a binary classification problem with equal number of positive and negative examples. Both STS-B and SST-2 datasets are a part of GLUE benchmark[2] tasks. In STS-B too, we predict positive and negative sentiments. In SST-2 we predict textual semantic similarity between two sentences. It is a regression problem where the similarity score varies between 0 to 5. To evaluate the performance of BERT we use standard metrics of F1-score for imdb and STS-B, and Pearson-Spearman correlation for SST-2.

In Table 1, we give the statistics for each of the datasets.

Dataset	Training utterances	Validation utterances
IMDB Movie Review	25000	25000
SST-2	67349	872
STS-B	5749	1500

Table 1: Number of utterances in each datasets

We take the original datasets and add varying degrees of noise (i.e. spelling errors to word utterances) to create datasets for our experiments. From each dataset, we create 4 additional datasets each with varying percentage levels of noise in them. For example from IMDB, we create 4 variants, each having 5%, 10%, 15% and 20% noise in them. Here, the number denotes the percentage of words in the original dataset that have spelling mistakes. Thus, we have one dataset with no noise and 4 variants datasets with increasing levels of noise. Likewise, we do the same for SST-2 and STS-B.

All the parameters of the BERTBase model remain the same for all 5 experiments on the IMDB dataset and its 4 variants. This also remains the same across other 2 datasets and their variants. For all the experiments, the learning rate is set to 4e-5, for optimization we use Adam optimizer with epsilon value 1e-8. We ran each of the experiments for 10 and 50 epochs.

4 Results

Let us discuss the results from the above mentioned experiments. We show the plots of accuracy vs noise for each of the tasks. For IMDB, we fine tune the model for the sentiment analysis task. We plot F1 score vs % of error, as shown in Figure 3. Figure 3(a) shows the performance after fine tuning for 10 epochs, while Figure 3(b) shows the performance after fine tuning for 50 epochs.

²<https://github.com/huggingface/transformers>

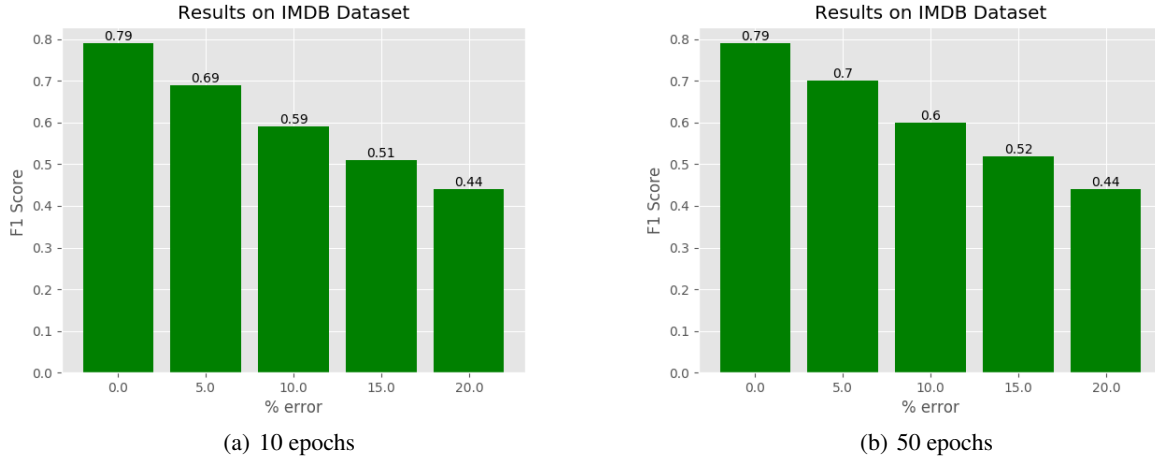


Figure 3: F1 score vs % of error for Sentiment analysis on IMDB dataset

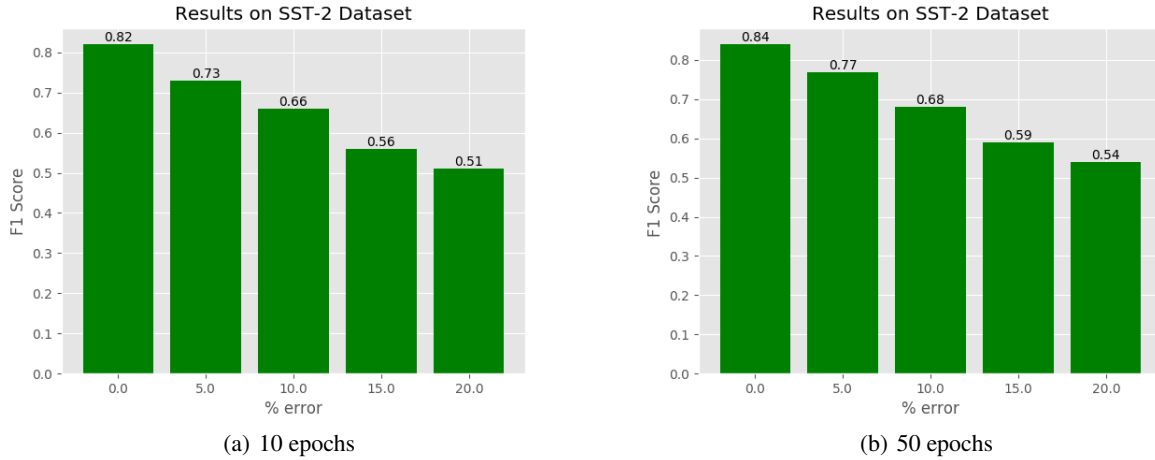


Figure 4: F1 score vs % of error for Sentiment analysis on SST-2 data

Similarly, Figure 4(a) and Figure 4(b)) shows F1 score vs % of error for Sentiment analysis on SST-2 dataset after fine tuning for 10 and 50 epochs respectively.

Figure 5(a) and 5(b) shows Pearson-Spearman correlation vs % of error for textual semantic similarity on STS-B dataset after fine tuning for 10 and 50 epochs respectively.

4.1 Key Findings

It is clear from the above plots that as we increase the percentage of error, for each of the three tasks, we see a significant drop in BERT’s performance. Also, from the plots it is evident that the reason for this drop in performance is introduction of noise (spelling mistakes). After all we get very good numbers, for each of the three tasks, when there is no error (0.0 % error). To understand the reason behind the drop in performance, first we need to understand how BERT processes input text data. BERT uses WordPiece tokenizer to tokenize the text. WordPiece tokenizer utterances based on the longest prefix matching algorithm to generate tokens ³. The tokens thus obtained are fed as input of the BERT model.

³<https://github.com/google-research/bert/blob/master/tokenization.py>

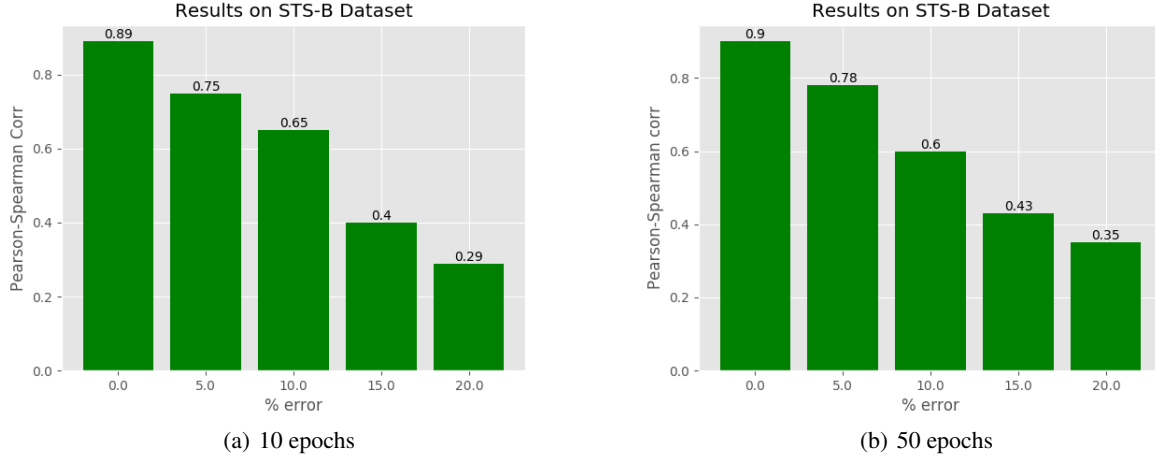


Figure 5: Pearson-Spearman correlation vs % of error for textual semantic similarity on STS-B dataset

When it comes to tokenizing noisy data, we see a very interesting behaviour from WordPiece tokenizer. Owing to the spelling mistakes, these words are not directly found in BERT’s dictionary. Hence WordPiece tokenizer tokenizes noisy words into subwords. However, it ends up breaking them into subwords whose meaning can be very different from the meaning of the original word. Often, this changes the meaning of the sentence completely, therefore leading to substantial dip in the performance.

To understand this better, let us look into two examples, one each from the IMDB and STS-B datasets respectively, as shown below. Here, (a) is the sentence as it appears in the dataset (before adding noise) while (b) is the corresponding sentence after adding noise. The mistakes are highlighted with italics. The sentences are followed by the corresponding output of the WordPiece tokenizer on these sentences: In the output ‘##’ is WordPiece tokenizer’s way of distinguishing subwords from words. ‘##’ signifies subwords as opposed to words.

Example 1 (imdb example):

- (a) “*that* loves its characters and communicates something rather beautiful about human nature” (0% error)
- (b) “*that* loves 8ts characters abd communicates something rathee beautiful about human natuee” (5% error)

Output of wordPiece tokenizer:

- (a) ['that', 'loves', 'its', 'characters', 'and', 'communicate', '##s', 'something', 'rather', 'beautiful', 'about', 'human', 'nature'] (0% error IMDB example)
- (b) ['that', 'loves', '8', '##ts', 'characters', 'abd', 'communicate', '##s', 'something', 'rat', '##hee', 'beautiful', 'about', 'human', 'nat', '##ue', '##e'] (5% error IMDB example)

Example 2(STS example):

- (a) “poor ben bratt could n’t find stardom if mapquest emailed himpoint-to-point driving directions.” (0% error)
- (b) “poor ben bratt could n’t find stardom if mapquest emailed him point-to-point drivibg dirsctioge.” (5% error)

Output of wordPiece tokenizer:

- (a) ['poor', 'ben', 'brat', '##t', 'could', 'n', 't', 'find', 'star', '##dom', 'if', 'map', '##quest', 'email', '##ed', 'him', 'point', '-', 'to', '-', 'point', 'driving', 'directions', '.'] (0% error STS example)
- (b) ['poor', 'ben', 'brat', '##t', 'could', 'n', 't', 'find', 'star', '##dom', 'if', 'map', '##quest', 'email', '##ed', 'him', 'point', '-', 'to', '-', 'point', 'dr', '##iv', '##ib', '##g', 'dir', '##sc', '##ti', '##oge', '.'] (5% error STS example)

In example 1, the tokenizer splits **communicates** into [**communicate**, **##s**] based on longest prefix matching because there is no exact match for “**communicates**” in BERT vocabulary. The longest prefix in this case is “**communicate**”

and left over is “s” both of which are present in the vocabulary of BERT. We have contextual embeddings for both “communicate” and “##s”. By using these two embeddings, one can get an approximate embedding for “communicates”. However, this approach goes for a complete toss when the word is misspelled. In example 1(b) the word **natuee** (‘nature’ is misspelled) is split into [’nat’, ’##ue’, ’##e’] based on the longest prefix match. Combining the three embeddings one cannot approximate the embedding of nature. This is because the word **nat** has a very different meaning (it means ‘a person who advocates political independence for a particular country’). This misrepresentation in turn impacts the performance of downstream subcomponents of BERT bringing down the overall performance of BERT model. Hence, as we systematically introduce more errors, the quality of output of the tokenizer degrades further, resulting in the overall performance drop.

Our results and analysis shows that one cannot apply BERT blindly to solve NLP problems especially in industrial settings. If the application you are developing gets data from channels that are known to introduce noise in the text, then BERT will perform badly. Examples of such scenarios are applications working with twitter data, mobile based chat system, user comments on platforms like youtube, reddit to name a few. The reason for the introduction of noise could vary - while for twitter, reddit it’s often deliberate because that is how users prefer to write, while for mobile based chat it often suffers from ‘fat finger’ typing error problem. Depending on the amount of noise in the data, BERT can perform well below expectations.

We further conducted experiments with different tokenizers other than WordPiece tokenizer. For this we used stanfordNLP WhiteSpace [15] and Character N-gram [16] tokenizers. WhiteSpace tokenizer splits text into tokens based on white space. Character N-gram tokenizer splits words that have more than n characters in them. Thus, each token has at most n characters in them. The resultant tokens from the respective tokenizer are fed to BERT as inputs. For our case, we work with n = 6.

Results of these experiments are presented in Table 2. Even though wordPiece tokenizer has the issues stated earlier, it is still performing better than whitespace and character n-gram tokenizer. This is primarily because of the vocabulary overlap between STS-B dataset and BERT vocabulary.

Error	WordPiece	WhiteSpce	N-gram(n=6)
0%	0.89	0.69	0.73
5%	0.78	0.59	0.60
10%	0.60	0.41	0.46
15%	0.45	0.33	0.36
20%	0.35	0.22	0.25

Table 2: Comparative results on STS-B dataset with different tokenizers

5 Conclusion and Future Work

In this work we systematically studied the effect of noise (spelling mistakes) in user generated text data on the performance of BERT. We demonstrated that as the noise increases, BERT’s performance drops drastically. We further investigated the BERT system to understand the reason for this drop in performance. We show that the problem lies with how misspelt words are tokenized to create a representation of the original word.

There are 2 ways to address the problem - either (i) preprocess the data to correct spelling mistakes or (ii) incorporate ways in BERT architecture to make it robust to noise. The problem with (i) is that in most industrial settings this becomes a separate project in itself. We leave (ii) as a future work to fix the issues.

References

- [1] Jacob Devlin, Ming-Wei Chang, Kenton Lee, and Kristina Toutanova. Bert: Pre-training of deep bidirectional transformers for language understanding. *arXiv preprint arXiv:1810.04805*, 2018.
- [2] Ashish Vaswani, Noam Shazeer, Niki Parmar, Jakob Uszkoreit, Llion Jones, Aidan N Gomez, Łukasz Kaiser, and Illia Polosukhin. Attention is all you need. In *Advances in neural information processing systems*, pages 5998–6008, 2017.
- [3] Emily Reif, Ann Yuan, Martin Wattenberg, Fernanda B Viegas, Andy Coenen, Adam Pearce, and Been Kim. Visualizing and measuring the geometry of bert. In *Advances in Neural Information Processing Systems*, pages 8592–8600, 2019.

- [4] John Hewitt and Christopher D Manning. A structural probe for finding syntax in word representations. In *Proceedings of the 2019 Conference of the North American Chapter of the Association for Computational Linguistics: Human Language Technologies, Volume 1 (Long and Short Papers)*, pages 4129–4138, 2019.
- [5] Yonghui Wu, Mike Schuster, Zhifeng Chen, Quoc V Le, Mohammad Norouzi, Wolfgang Macherey, Maxim Krikun, Yuan Cao, Qin Gao, Klaus Macherey, et al. Google’s neural machine translation system: Bridging the gap between human and machine translation. *arXiv preprint arXiv:1609.08144*, 2016.
- [6] Matthew E Peters, Mark Neumann, Mohit Iyyer, Matt Gardner, Christopher Clark, Kenton Lee, and Luke Zettlemoyer. Deep contextualized word representations. *arXiv preprint arXiv:1802.05365*, 2018.
- [7] Guillaume Lample and Alexis Conneau. Cross-lingual language model pretraining. *arXiv preprint arXiv:1901.07291*, 2019.
- [8] Manish Patel. Tinysearch–semantics based search engine using bert embeddings. *arXiv preprint arXiv:1908.02451*, 2019.
- [9] Di Jin, Zhijing Jin, Joey Tianyi Zhou, and Peter Szolovits. Is bert really robust. *A Strong Baseline for Natural Language Attack on Text Classification and Entailment*, 2019.
- [10] Carlos Aspillaga, Andrés Carvallo, and Vladimir Araujo. Stress test evaluation of transformer-based models in natural language understanding tasks. *arXiv preprint arXiv:2002.06261*, 2020.
- [11] Bijeeta Pal and Shruti Tople. To transfer or not to transfer: Misclassification attacks against transfer learned text classifiers. *arXiv preprint arXiv:2001.02438*, 2020.
- [12] Andrew L Maas, Raymond E Daly, Peter T Pham, Dan Huang, Andrew Y Ng, and Christopher Potts. Learning word vectors for sentiment analysis. In *Proceedings of the 49th annual meeting of the association for computational linguistics: Human language technologies-volume 1*, pages 142–150. Association for Computational Linguistics, 2011.
- [13] Richard Socher, Alex Perelygin, Jean Wu, Jason Chuang, Christopher D Manning, Andrew Y Ng, and Christopher Potts. Recursive deep models for semantic compositionality over a sentiment treebank. In *Proceedings of the 2013 conference on empirical methods in natural language processing*, pages 1631–1642, 2013.
- [14] Daniel Cer, Mona Diab, Eneko Agirre, Inigo Lopez-Gazpio, and Lucia Specia. Semeval-2017 task 1: Semantic textual similarity-multilingual and cross-lingual focused evaluation. *arXiv preprint arXiv:1708.00055*, 2017.
- [15] Christopher D Manning, Mihai Surdeanu, John Bauer, Jenny Rose Finkel, Steven Bethard, and David McClosky. The stanford corenlp natural language processing toolkit. In *Proceedings of 52nd annual meeting of the association for computational linguistics: system demonstrations*, pages 55–60, 2014.
- [16] Paul McNamee and James Mayfield. Character n-gram tokenization for european language text retrieval. *Information retrieval*, 7(1-2):73–97, 2004.