

Two-level quantum Otto heat engine operating with unit efficiency far from the quasi-static limit under a squeezed reservoir

Rogério J. de Assis,¹ J. S. Sales,² Udson C. Mendes,¹ and Norton G. de Almeida¹

¹*Instituto de Física, Universidade Federal de Goiás, 74.001-970, Goiânia, Goiás, Brazil*

²*Campus Central, Universidade Estadual de Goiás, 75132-903, Anápolis, Goiás, Brazil*

Recent theoretical and experimental studies in quantum thermodynamics show that, in the quasi-static limit, it is possible to have higher efficiency than the limit imposed by Carnot, provided that engineered reservoirs are used. The quasi-static regime, however, is a strong limitation to the operation of thermal machines, since infinitely long time is required to complete a cycle. In this paper we propose a two-level model as the working substance to perform a quantum Otto heat engine surrounded by a squeezed reservoir. Taking advantage of this model we show a striking achievement, that is to attain unity efficiency even at non-null power.

PACS numbers: 05.30.-d, 05.20.-y, 05.70.Ln

INTRODUCTION

Classical heat engines convert thermal resources into work, which is maximized for reversible operations where the entropy production vanishes. In the quantum realm, both the engine and the reservoirs can be composed of finite-dimensional systems, thus departing from classical scenarios. Differently from the classical case, quantum engines, as well as their environments, can be prepared in physical states without classical analogues, allowing the efficiency to be strongly enhanced [1, 2]. For cyclic thermal motors to be useful in the real world, it is necessary that the cycles be performed in finite time or non-null power, which introduces losses due to irreversibility. Attempts to build thermal engines operating with finite cycles without losing efficiency have been made. Some of these attempts consist in exploiting quantum resources such as coherence [3], while others employ techniques based on the shortcut to adiabaticity [4], which consists of changing the dynamics of the system to minimize the irreversible losses of the fast dynamics [5]. Yet, other approaches propose to engineer nonequilibrium reservoirs as the environment for thermal machines to operate [2, 6]. So far, all those proposals are mainly concerned with investigating the trade-off between efficiency and power either by trying to eliminate the irreversible losses during the finite time operation or trying to get efficiency at maximum power in the reversible quasi-static cycle, which can be higher than Carnot efficiency [1, 6]. Exception to these approaches is the recent theoretical and experimental work in Ref. [2], where the authors explored reservoirs with effective negative temperatures and showed that, for a given set of parameters, the faster the processes are performed, the greater the efficiency of the engine. In this paper we study the efficiency of a quantum Otto heat engine (QOHE) operating under a squeezed reservoir. We then explore how advantageous is to extract work both at null and at non-null power regime. By

comparing our model with a similar one in which a harmonic oscillator is used as the working substance [1] in the QOHE, we show that our model presents enhancement in the efficiency at maximum power, which clearly shows that when only one particle is used, the fermionic model outperforms the bosonic model [7].

THE QOHE

Our model consists of a two-level system (TLS) as the working substance undergoing unitary operations and interacting with a cold thermal reservoir and with a squeezed hot thermal reservoir to perform a QOHE. A QOHE consists of two isochoric branches, one with the working substance coupled to the cold thermal reservoir and the other coupled to the hot thermal reservoir, and two isentropic branches, in which the working substance is disconnected from the thermal reservoirs and evolves unitarily. We consider here the following general four-stroke QOHE valid, at this point, for any TLS as the working substance:

(i) *Cooling stroke.* Initially, the TLS is coupled to the cold thermal reservoir up to thermalization. The thermalized TLS is then described by the Gibbs state $\rho_1^G = e^{-\beta_c H_c} / \text{Tr}(e^{-\beta_c H_c})$, where H_c is the Hamiltonian and $\beta_c = 1/k_B T_c$, where k_B is the Boltzmann constant and T_c is the reservoir temperature. The Hamiltonian has the form $H_c = \frac{1}{2} \hbar \omega_c \sigma_z$, with \hbar , ω_c , and σ_z being the reduced Planck constant, the angular frequency, and the z Pauli matrix, respectively. The TLS Hamiltonian remains unchanged during the thermalization process.

(ii) *Expansion stroke.* In this stage, from time $t=0$ to $t=\tau$, the TLS evolves unitarily from the state ρ_1^G to $\rho_2 = U \rho_1^G U^\dagger$, where U is the unitary operator. The unitary evolution is characterized by the driving of the TLS Hamiltonian from $H_c = \frac{1}{2} \hbar \omega_c \sigma_z$ to $H_h = \frac{1}{2} \hbar \omega_h \sigma_z$, with ω_h being an angular frequency greater than ω_c (energy gap expansion). Here, we are not concerned with the specific

form of the unitary operator U .

(iii) *Heating stroke.* Here, the TLS is coupled to the squeezed (non-equilibrium) hot thermal reservoir until reaching the steady state $\rho_3^S = S\rho_3^G S^\dagger$. The TLS would reach the Gibbs state $\rho_3^G = e^{-\beta_h H_h} / \text{Tr}(e^{-\beta_h H_h})$ when thermalizing with the hot thermal reservoir without squeezing. However, reservoir squeezing changes the asymptotic state of the TLS according to operator $S = (\mu\sigma_- + \nu\sigma_+) / \sqrt{\mu^2 + \nu^2}$, where $\sigma_- = |- \rangle \langle +|$, $\sigma_+ = |+ \rangle \langle -|$, $\mu = \cosh r$, and $\nu = \sinh r$. The state $|- \rangle$ ($|+ \rangle$) is the ground (excited) state of the TLS, and r is the *squeezing parameter*. The form of ρ_3^S described here can be easily verified by noting its equivalence with Eq. (10) from Ref. [8]. As in the cooling stroke, here the TLS Hamiltonian also remains unchanged.

(iv) *Compression stroke.* This stage is accomplished by reversing the protocol adopted in the above expansion stroke, such that the TLS Hamiltonian is driven from $H_h = \frac{1}{2}\hbar\omega_h\sigma_z$ to $H_c = \frac{1}{2}\hbar\omega_c\sigma_z$ (energy gap compression) and the TLS state evolves unitarily from ρ_3^S to $\rho_4 = U^\dagger \rho_3^S U$.

The main quantity we are interested in is the QOHE efficiency η_{TLS} . In the field of quantum thermodynamics, the engine efficiency is given by $\eta = -\langle W_{ext} \rangle / \langle Q_{abs} \rangle$, where $\langle Q_{abs} \rangle$ is the average total heat absorbed and $\langle W_{ext} \rangle$ is the average net work extracted from the engine. Note that $\langle Q_{abs} \rangle > 0$ means energy flow into the engine, while $\langle W_{ext} \rangle < 0$ means energy flow out of the engine. In order to determine the efficiency, we need to introduce the first law of thermodynamics, together with work and heat definitions. The first law of thermodynamics establishes that the change in the internal energy of a given system during a thermodynamic process can be decomposed into heat Q and work W . In the quantum thermodynamics domain, the first law is written as $\langle \Delta E \rangle = \langle Q \rangle + \langle W \rangle$, where $\langle \Delta E \rangle$ is the average change in internal energy, which is given by $\langle E \rangle = \text{Tr}(\rho H)$. The definitions of heat and work averages we are interested in are $\langle Q \rangle = \int dt \text{Tr}[(d\rho/dt)H]$ and $\langle W \rangle = \int dt \text{Tr}[\rho(dH/dt)]$ [9], such that $\langle W \rangle = 0$ ($\langle \Delta E \rangle = \langle Q \rangle$) in the heating and cooling strokes and $\langle Q \rangle = 0$ ($\langle \Delta E \rangle = \langle W \rangle$) in the expansion and compression strokes.

We can now obtain the average heat exchanged with the reservoirs, the average net work, and then the efficiency. Thus, with the information provided in (i)-(iv) strokes, we obtain

$$\langle Q_h^S \rangle = \frac{1}{2}\hbar\omega_h(\tanh\theta_c - \zeta\tanh\theta_h) - \hbar\xi\omega_h\tanh\theta_c, \quad (1)$$

$$\langle Q_c \rangle = -\frac{1}{2}\hbar\omega_c(\tanh\theta_c - \zeta\tanh\theta_h) - \hbar\xi\zeta\omega_c\tanh\theta_h \quad (2)$$

and

$$\langle W_{net} \rangle = -\frac{1}{2}\hbar(\omega_h - \omega_c)(\tanh\theta_c - \zeta\tanh\theta_h) + \hbar\xi(\omega_h\tanh\theta_h + \zeta\omega_c\tanh\theta_h), \quad (3)$$

where $\theta_{c(h)} = \frac{1}{2}\beta_{c(h)}\hbar\omega_{c(h)}$, $\zeta = 1/(\mu^2 + \nu^2)^2$ and $\xi = |\langle \pm|U|\mp \rangle|^2 = |\langle \pm|U^\dagger|\mp \rangle|^2$. The transition probability ξ , which we call *adiabaticity parameter*, characterizes the time regime in which the engine operates: $\xi = 0$ corresponds to the quasi-static regime, while $\xi > 0$ corresponds to the finite-time regime. Imposing the work extraction condition on the average net work, $\langle W_{net} \rangle < 0$, we achieve the condition

$$\xi < \frac{(\omega_h - \omega_c)(\tanh\theta_c - \zeta\tanh\theta_h)}{2(\omega_h\tanh\theta_c + \zeta\omega_c\tanh\theta_h)}, \quad (4)$$

which implies $\zeta < \tanh\theta_c / \tanh\theta_h$ (since $\xi \geq 0$). This condition results in heat absorption from the squeezed (hot) thermal reservoir, $\langle Q_h^S \rangle > 0$, and heat loss to the thermal (cold) reservoir, $\langle Q_c \rangle < 0$. Therefore, the work extraction condition implies that $\langle W_{ext} \rangle = \langle W_{net} \rangle$ and $\langle Q_{abs} \rangle = \langle Q_h^S \rangle$, which results in efficiency

$$\eta_{TLS} = 1 - \frac{\omega_c}{\omega_h} \left(\frac{1 + 2\xi\mathcal{F}}{1 - 2\xi\mathcal{G}} \right), \quad (5)$$

where $\mathcal{F} = \zeta\tanh\theta_h / (\tanh\theta_c - \zeta\tanh\theta_h)$ and $\mathcal{G} = \tanh\theta_c / (\tanh\theta_c - \zeta\tanh\theta_h)$.

In order to optimize the engine, we can maximize the average work extracted by imposing the maximum power condition $d\langle W_{ext} \rangle / d\Delta\omega = 0$, where $\Delta\omega = \omega_h - \omega_c$. When applying the maximum power condition to Eq. (3) and considering $\theta_{c(h)} \ll 1$ we obtain the optimization ratio

$$\frac{\omega_c}{\omega_h} = \frac{2\zeta\left(\frac{\beta_h}{\beta_c}\right)}{(1 - 2\xi)\left[1 + \zeta\left(\frac{\beta_h}{\beta_c}\right)\right]}. \quad (6)$$

We will consider $\theta_{c(h)} \ll 1$ in the rest of the manuscript due to the simplicity it brings. Then, by replacing Eq. (6) in Eq. (5), we have the optimized efficiency

$$\eta_{TLS}^{opt} = 1 - 2\zeta\left(\frac{\beta_h}{\beta_c}\right) \left\{ \frac{2 - (1 - 2\xi)^2 \left[1 + \zeta\left(\frac{\beta_h}{\beta_c}\right)\right]}{(1 - 2\xi)^2 \left[1 - \zeta^2\left(\frac{\beta_h}{\beta_c}\right)^2\right]} \right\}. \quad (7)$$

It is important to remember that the parameter ξ in Eq. (7) allows us to study the efficiency η_{TLS}^{opt} in any time regime.

So far, non-null power scenario was not fully explored when using squeezed reservoirs. Thus, for the first time, we show how Carnot efficiency can be surpassed even far from the quasi-static regime with our TLS model. For this purpose, consider a specific case of our engine, the case where $\beta_h/\beta_c = 0.7$, to visualize the behavior of η_{TLS}^{opt} [Eq. (5)] by varying both the squeezing r and adiabaticity ξ parameters. For this case, Fig. 1 shows the values of r and ξ in which the net work is extracted from the engine: in the white region there is no extraction of work,

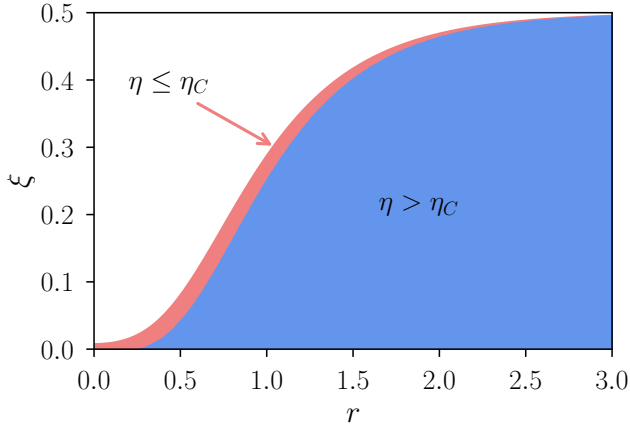


Figure 1. Transition probability ξ as a function of the squeezing parameter r . Blue and red regions separate the regimes where efficiency is improved (blue region) as compared with the conventional Carnot efficiency obtained using the QOHE model (red region).

since Eq. (4) is not satisfied. The blue region indicates enhancement in the QOHE as compared to the conventional Carnot engine, which is maximum at the quasi-static regime. The narrow red region indicates where the Carnot efficiency limit is not surpassed. Note that, even in the finite-time regime ($\xi \neq 0$) the efficiency can surpass the Carnot efficiency. Besides, in Fig. 2 we show the efficiency η_{TLS}^{opt} versus the squeezing parameter r for several values of the adiabaticity parameter ξ . The optimized efficiencies are shown for $\xi=0$ (solid black line), $\xi=0.15$ (dashed blue line), $\xi=0.30$ (dash-dotted red line), and $\xi=0.40$ (dotted green line). The Carnot efficiency η_C is indicated by the horizontal dotted gray line. We can see in Fig. 2 that η_{TLS}^{opt} can overcome η_C and tends the unity to several different values of ξ . The important point to be noted here is that we can now execute the expansion and compression strokes quickly and still obtain high efficiencies, thus bypassing the inconvenient internal friction (dissipation of useful energy) that occurs with the decrease in τ [10, 11].

Now we compare our result with that obtained in Ref. [1]. In that work, the authors address only the quasi-static regime of a QOHE based on a harmonic oscillator operating with a squeezed thermal reservoir. The optimized efficiency obtained by them Eq. (6) of Ref. [1], takes the form

$$\eta_{HO}^{opt} = 1 - \sqrt{\zeta \left(\frac{\beta_h}{\beta_c} \right)}. \quad (8)$$

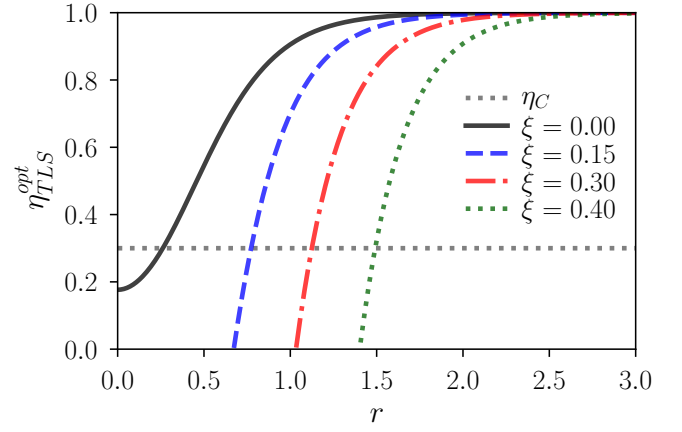


Figure 2. Efficiency η_{TLS}^{opt} as a function of the squeezing parameter r for $\beta_h/\beta_c=0.7$ and different transition probabilities ξ . The solid-black line corresponds to $\xi=0$, the dashed-blue line to $\xi=0.15$, the dash-dotted red line to $\xi=0.3$, and the dotted-green line to $\xi=0.4$. The horizontal dotted-gray line indicates the Carnot efficiency $\eta_C=1-\beta_h/\beta_c$.

To our TLS model, replacing $\xi=0$ in Eq. (7), we have

$$\eta_{LTS}^{opt} = 1 - \frac{2\zeta \left(\frac{\beta_h}{\beta_c} \right)}{1 + \zeta \left(\frac{\beta_h}{\beta_c} \right)}. \quad (9)$$

To better appreciate the differences between the two-level (fermionic) model and that of the harmonic oscillator (bosonic), in Fig. 3 we show both the optimized efficiencies η_{TLS}^{opt} (solid-blue line) and η_{HO}^{opt} (dashed-red line) versus the squeezing parameter r for the ratio $\beta_h/\beta_c=0.7$. We can see that, for the same value of the squeezing parameter, our model provides a larger efficiency. This is a significant enhancement in the efficiency as compared with Ref. [1].

CONCLUSION

We have proposed a quantum Otto heat engine based on a two-level system as the working substance that operates under two reservoirs: a thermal (cold) reservoir and a squeezed thermal (hot) reservoir. While for typical scenarios Carnot efficiency is the higher limit and can be achieved only for quasi-static processes, in this work we have demonstrated, for the first time for positive temperatures, that it is possible to achieve unity efficiency even in the finite-time regime (at non null power). Finally, we showed that given the same squeezing parameter and the same temperature ratios, the fermionic model exhibits higher efficiency at maximum power as compared to the bosonic model.

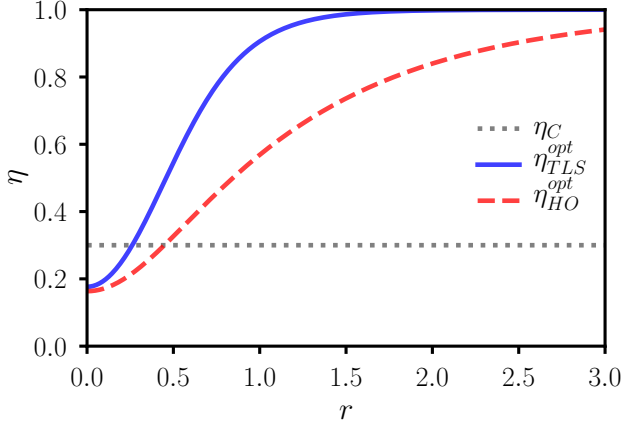


Figure 3. Efficiencies η_{TLS}^{opt} (fermionic model) and η_{HO}^{opt} (bosonic model) as a function of the squeezing parameter r considering quasi-static processes, $\xi=0$. The temperature ratio is $\beta_2/\beta_1=0.7$. The solid-blue line is for the two-level model and the dashed-red line is for the harmonic oscillator model. The horizontal dotted-gray line indicates the Carnot efficiency $\eta_C=1-\beta_h/\beta_c$.

ACKNOWLEDGMENTS

We acknowledge financial support from the Brazilian agency, CAPES (Financial code 001) CNPq and FAPEG. This work was performed as part of the Brazilian Na-

tional Institute of Science and Technology (INCT) for Quantum Information Grant No. 465469/2014-0.

-
- [1] J. Roßnagel, O. Abah, F. Schmidt-Kaler, K. Singer, and E. Lutz, *Phys. Rev. Lett.* **112**, 030602 (2014).
 - [2] R. J. de Assis, T. M. de Mendonça, C. J. Villas-Boas, A. M. de Souza, R. S. Sarthour, I. S. Oliveira, and N. G. de Almeida, *Phys. Rev. Lett.* **122**, 240602 (2019).
 - [3] M. O. Scully, M. S. Zubairy, G. S. Agarwal, and H. Walther, *Science* **299**, 862 (2003), <https://science.sciencemag.org/content/299/5608/862.full.pdf>.
 - [4] D. Guéry-Odelin, A. Ruschhaupt, A. Kiely, E. Torrontegui, S. Martínez-Garaot, and J. G. Muga, *Rev. Mod. Phys.* **91**, 045001 (2019).
 - [5] M. Beau, J. Jaramillo, and A. Del Campo, *Entropy* **18** (2016), 10.3390/e18050168.
 - [6] X. L. Huang, T. Wang, and X. X. Yi, *Phys. Rev. E* **86**, 051105 (2012).
 - [7] N. M. Myers and S. Deffner, *Phys. Rev. E* **101**, 012110 (2020).
 - [8] R. Srikanth and S. Banerjee, *Phys. Rev. A* **77**, 012318 (2008).
 - [9] S. Vinjanampathy and J. Anders, *Contemporary Physics* **57**, 545 (2016).
 - [10] F. Plastina, A. Alecce, T. J. G. Apollaro, G. Falcone, G. Francica, F. Galve, N. Lo Gullo, and R. Zambrini, *Phys. Rev. Lett.* **113**, 260601 (2014).
 - [11] S. Cakmak, F. Altintas, and O. E. Mustecaplioglu, (2016), 10.1140/epjd/e2017-70443-1, [arXiv:1605.02522](https://arxiv.org/abs/1605.02522).