

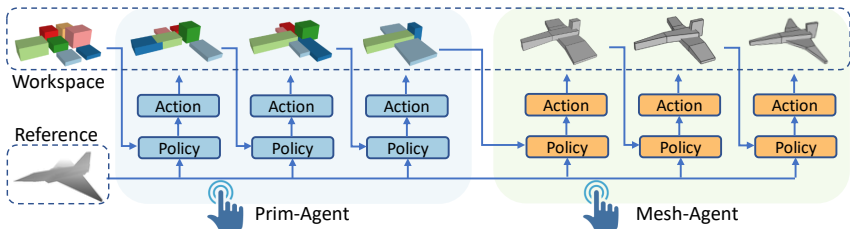
# Modeling 3D Shapes by Reinforcement Learning

Cheng Lin<sup>1,2</sup>, Tingxiang Fan<sup>1</sup>, Wenping Wang<sup>1</sup>, and Matthias Nießner<sup>2</sup>

<sup>1</sup> The University of Hong Kong

<sup>2</sup> Technical University of Munich

**Abstract.** We explore how to enable machines to model 3D shapes like human modelers using reinforcement learning (RL). In 3D modeling software like Maya, a modeler usually creates a mesh model in two steps: (1) approximating the shape using a set of primitives; (2) editing the meshes of the primitives to create detailed geometry. Inspired by such artist-based modeling, we propose a two-step neural framework based on RL to learn 3D modeling policies. By taking actions and collecting rewards in an interactive environment, the agents first learn to parse a target shape into primitives and then to edit the geometry. To effectively train the modeling agents, we introduce a novel training algorithm that combines heuristic policy, imitation learning and reinforcement learning. Our experiments show that the agents can learn good policies to produce regular and structure-aware mesh models, which demonstrates the feasibility and effectiveness of the proposed RL framework.



**Fig. 1.** The RL agents learn policies and take actions to model 3D shapes like human modelers. Given a reference, the Prim-Agent first approximate the shape using primitives, and then the Mesh-Agent edits the mesh to create detailed geometry.

## 1 Introduction

Enabling machines to learn the behavior of humans in visual arts, such as teaching machines to paint [6, 9, 18], has aroused researchers’ curiosity in recent years. The 3D modeling, a process of preparing geometric data of 3D objects, is also an important form of visual and plastic arts and has wide applications in computer vision and computer graphics. Human modelers are able to form high-level interpretations of 3D objects, and use them for communicating, building memories, reasoning and taking actions. Therefore, for the purpose of enabling machines to understand 3D artists’ behavior and developing a modeling-assistant tool, it

is a meaningful but under-explored problem to teach intelligent agents to learn 3D modeling policies like human modelers.

Generally, there are two steps for a 3D modeler to model a 3D shape in mainstream modeling software. First, the modeler needs to perceive the part-based structure of the shape, and starts with basic geometric primitives to approximate the shape. Second, the modeler edits the mesh of the primitives using specific operations to create more detailed geometry. These two steps embody humans’ hierarchical understanding and preserve high-level regularity within a 3D shape, which is more accessible compared to predicting low-level points.

Inspired by such artist-based modeling, we propose a two-step deep reinforcement learning (RL) framework to learn 3D modeling policies. RL is a decision-making framework, where an agent interacts with the environment by executing actions and collecting rewards. As visualized in Fig. 1, in the first step, we propose Prim-Agent which learns to parse a target shape into a set of primitives. In the second step, we propose Mesh-Agent to edit the meshes of the primitives to create more detailed geometry.

There are two major challenges to teach an RL agent to model 3D shapes. The first one is the environment setting of RL for shape analysis and geometry editing. The Prim-Agent is expected to understand the shape structure and decompose the shape into components. For this task, however, the interaction between agent and environment is not intuitive and naturally derived. To motivate the agent to learn, rather than directly predicting the primitives, we break down the main task into small steps; that is, we make the agent operate a set of pre-defined primitives step-by-step to approximate the target shape, which finally results in a primitive-based shape representation. For Mesh-Agent, the challenge lies in preserving mesh regularity when editing geometry. Instead of editing single vertex, we propose to operate the mesh based on edge loops [17]. Edge loop is a widely used technique in 3D modeling software to manage complexity, by which we can edit a group of vertices and control an integral geometric unit. The proposed settings capture the insights of the behavior of modeling artists and are also tailored to the properties of the RL problem.

The second challenge is, due to the complex operations and huge action space in this problem, off-the-shelf RL frameworks are unable to learn good policies. Gathering demonstration data from human experts to guide the agent would help, but this modeling data is expensive to obtain, while the demonstrations are far from covering most scenarios the agent will experience in real-world 3D modeling. To address this challenge, innovations are made on the following two points. First, we design a heuristic algorithm as a “virtual expert” to generate demonstrations, and show how to interactively incorporate the heuristics into an imitation learning (IL) process. Second, we introduce a novel scheme to effectively combine IL and RL for modeling 3D shapes. The agent is first trained by IL to learn an initial policy, and then it learns in an RL paradigm by collecting the rewards. We show that the combination of IL and RL gives better performance than either does on its own, and it also outperforms the existing related algorithms on the 3D modeling task.

To demonstrate our method, we condition the modeling agents on inputs from single depth maps; the agents will observe the depth map of a shape as reference to learn or to develop policies accordingly. Note, however, the architecture of our agents is agnostic to the shape reference; that is, under the proposed framework, one can simply change the encoder of shape reference into other forms, such as images or sketches. The contributions of this paper are three-fold:

- We make the first attempt to study how to teach machines to model real 3D shapes like humans using deep RL. The agents can learn good modeling policies by interacting with the environment and collecting feedback.
- We introduce a two-step RL formulation for shape analysis and geometry editing. Our agents can produce regular structure-aware mesh models to capture the fundamental geometry of 3D shapes.
- We present a novel algorithm that combines heuristic policy, imitation learning and reinforcement learning. We show a considerable improvement compared to the related training algorithms on the 3D modeling task.

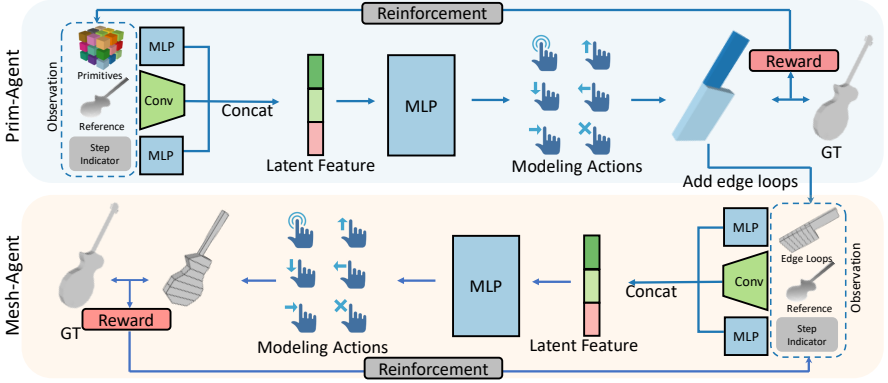
## 2 Related Work

**Imitation learning and reinforcement learning** Imitation learning (IL) aims to mimic human behavior by learning from demonstrations. Some classical approaches [1,38] train a classifier or regressor to predict behavior given only pre-collected data performed by experts as training data. However, policies learned in this way can easily fail in theory and practice [19] since training and testing data may not be sampled from the same distribution. Consequently, interactive strategies for IL are proposed such as DAagger [21] and AggreVaTe [20].

Reinforcement learning (RL) is to train an agent by making it explore in an environment and collect rewards. With the developments of the scalability of deep learning [12], a breakthrough of deep reinforcement learning (DRL) was made by the introduction of Deep Q-learning (DQN) [15]. The proposed method stores the previous experience into a memory list and samples the data from the list to train large convolutional neural networks. Afterward, a series of approaches have been continuously presented to improve the DRL, such as Dueling DQN [34], Double DQN [31] and Prioritized experience replay [23].

Typically, the RL agent can find a reasonable action only after numerous steps of poor performance in exploration, which leads to low learning efficiency and accuracy. Thus, there has been interest in combining IL with RL to achieve better performance [5, 25, 26]. For example, Hester et al. proposed Deep Q-learning from Demonstrations (DQfD) [8], in which they initially pre-train the networks solely on the demonstration data to accelerate the RL process. However, our experiments show that directly using these approaches for 3D modeling does not produce good performance; thus we introduce a novel variant algorithm that enables the agent to learn considerably better policies.

**Shape generation by RL** Painting is an important form for people to create shapes. There are a series of methods using RL to learn how to paint by generating strokes [6, 9, 36] or drawing sketches [18, 37]. Some works explore to use



**Fig. 2.** The architecture of our two-step pipeline for 3D shape modeling. First, given a shape reference and pre-defined primitives, the Prim-Agent predicts a sequence of actions to operate the primitives to approximate the target shape. Then the edge loops are added to the output primitives. Second, the Mesh-Agent takes as input the shape reference and the primitive-based representation, and predicts actions to edit the meshes to create detailed geometry.

grammar parsing for shape analysis and modeling. Teboul et al. [28] use RL to parse the shape grammar of the building facade. Ruiz-Montiel et al. [22] propose an approach to complement the generative power of shape grammars with reinforcement learning techniques. These methods all focus on the 2D domain, while our method targets 3D shape modeling, which is under-explored and more challenging. Sharma et al. [24] present CSG-Net, which is a neural architecture to parse a 2D or 3D input into a collection of modeling primitives with operations. However, it only handles synthetic 3D shapes composed of the most basic geometries, while our method is evaluated on ShapeNet [3] models.

**High-level shape understanding** There has been growing interest in high-level shape analysis, where the ideas are central to part-based segmentation [10, 11] and structure-based shape understanding [13, 33]. Primitive-based shape abstraction [14, 16, 30, 35, 39], in particular, is well-researched for producing structurally simple representation and reconstruction. Zou et al. [39] introduce a supervised method that uses a generative RNN to predict a set of primitives step-by-step to synthesize a target shape. Li et al. [13] and Sun et al. [27] propose neural architectures to infer the symmetry hierarchy of a 3D shape. Tian et al. [29] propose a neural program generator to represent 3D shapes as 3D programs, which can reflect shape regularity such as symmetry and repetition. These methods capture higher-level shape priors but barely consider geometrical details. Instead, our method performs joint primitive-based shape understanding and mesh detail editing. More importantly, note that these methods have different goals with our work. They aim to directly minimize the reconstruction loss using end-to-end networks, while we focus on enabling machines to understand the environment, learn policies and take actions like human modelers.

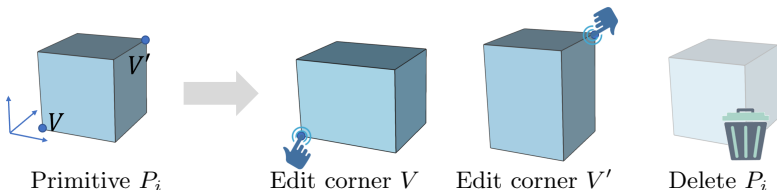
### 3 Method

Our ultimate goal is to enable RL agents to learn reasonable 3D modeling policies in an interactive environment by taking actions and collecting feedback. Therefore, the whole system design should effectively incentivize the agents to achieve the goal. In this section, we first give the detailed RL formulations of Prim-Agent (Sec. 3.1) and Mesh-Agent (Sec. 3.2), as shown in Fig. 2. Then, we introduce an algorithm to efficiently train the agents (Sec. 3.3 and 3.4). We will discuss and evaluate these designs in the later section.

#### 3.1 Primitive-based Shape Abstraction

The Prim-Agent is expected to understand the part-based structure of a shape by interacting with the environment. We propose to decompose the task into small steps, where the agent constantly tweaks the primitives based on feedback to achieve the goal. The detailed formulation of Prim-Agent is given below.

**State** At the beginning, we arrange  $m^3$  cubes that are uniformly distributed in the canonical frame ( $m$  cubes for each axis), denoted as  $\mathcal{P} = \{P_i \mid i = 1, \dots, m^3\}$ . We use  $m = 3$  in this paper. Each cuboid is defined by a six-tuple  $(x, y, z, x', y', z')$  which specifies the its two diagonal corner points  $V = (x, y, z)$  and  $V' = (x', y', z')$  (see Fig. 3). We define the state by: (1) the input shape reference; (2) the updated cuboid primitives at each iteration; (3) the step number represented by one-hot encoding. The agent will learn to predict the next action by observing the current state and the reference.



**Fig. 3.** Visualization of the three types of actions to operate a primitive.

**Action** As shown in Fig. 3, we define three types of actions to operate a cuboid primitive  $P_i$ : (1) drag the corner  $V$ ; (2) drag the corner  $V'$ ; (3) delete  $P_i$ . For each type of action, we use four parameters  $-2, -1, 1, 2$  to control the range of movement on the axis direction (for the delete action, these parameters all lead to deleting the primitive). In total, there are 27 cuboids, 3 types of actions, 3 moving directions ( $x, y$  and  $z$ ), and 4 range parameters, which lead to an action space of 972.

**Reward function** The reward function reflects the quality of an executed action, while the agent is expected to be inspired by the reward to generate simple but expressive shape abstractions. The primary goal is to encourage the consistency between the generated primitive-based representation  $\cup_i P_i$  and the target shape  $O$ . We measure the consistency by intersection over union (IoU):

$$\mathcal{I}_1 = \text{IoU}(\cup_i P_i, O). \quad (1)$$

Furthermore, we also introduce a local IoU term to encourage the agent to make each primitive cover more valid parts of the target shape:

$$\mathcal{I}_2 = \frac{1}{\mathcal{K}} \sum_{P_i \in \overline{\mathcal{P}}} \text{IoU}(P_i, O), \quad (2)$$

where  $\overline{\mathcal{P}}$  ( $|\overline{\mathcal{P}}| = \mathcal{K}$ ) is the set of primitives that are not deleted yet. To favor the simplicity, i.e., small number of primitives, we introduce a parsimony reward measured by the number of deleted primitives denoted by  $\mathcal{N}$ . Therefore, the reward function at the  $k^{th}$  step is defined as

$$R_k = (\mathcal{I}_1^k - \mathcal{I}_1^{k-1}) + \alpha_1 (\mathcal{I}_2^k - \mathcal{I}_2^{k-1}) + \alpha_2 (\mathcal{N}^k - \mathcal{N}^{k-1}), \quad (3)$$

where  $\alpha_1$  and  $\alpha_2$  are the weights to balance the last two terms. We set  $R_k = -1$  once all the primitives are removed by the agent at  $k^{th}$  step. The designed reward function motivate the agent to achieve higher volume coverage using larger and fewer primitives.

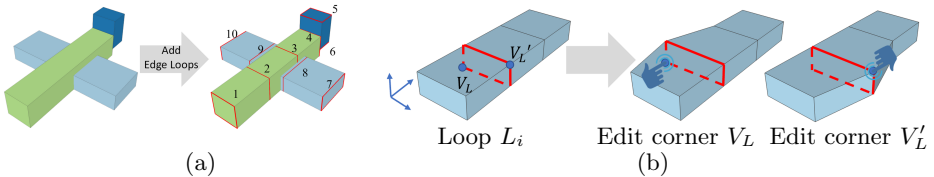
### 3.2 Mesh Editing by Edge Loops

An edge loop is a series of connected edges on the surface of an object that runs completely around the object and ends up at the starting point. It is an effective tool that plays a vital role in modeling software [17]. Using edge loops, modelers can jointly edit a group of vertices and control an integral geometric unit instead of editing each vertex separately, which preserves the mesh regularity and improves the efficiency. Therefore, we make the Mesh-Agent learn mesh editing based on edge loops to produce better mesh quality and modeling accuracy (see the evaluation in Sec. 4.3).

**Edge loop assignment** The output primitives from the last step do not have any edge loops. Thus we need to define edge loops on these primitives. For a primitive  $P_i$ , we choose the axis in which the longest cuboid side (principle direction) lies to assign the loop, while the loop planes are vertical to the chosen axis. We assign  $n$  loops to  $\mathcal{K}$  (not removed) cuboids; the number of loops assigned to a cuboid is proportional to its volume, while a larger cuboid will be assigned more loops. Each cuboid is assigned at least two loops on the boundaries. An example of edge loop assignment is shown in Fig. 4 (a).

**State** We define the state by: (1) the input shape reference; (2) the updated edge loops at each iteration; (3) the step number represented by one-hot encoding. An edge loop  $L_i$  is a rectangle defined by a seven-tuple  $(x_l, y_l, z_l, x'_l, y'_l, z'_l, a)$  which specifies its two diagonal corner points  $V_L = (x_l, y_l, z_l)$ ,  $V'_L = (x'_l, y'_l, z'_l)$  and the axis  $a \in \{0, 1, 2\}$  the loop plane is vertical to.

**Action** As shown in Fig. 4 (b), we define two types of actions to operate the loop  $L_i$ : (1) drag the corner  $V_L$ ; (2) drag the corner  $V'_L$ . For each type of action, we use six parameters  $-3, -2, -1, 1, 2, 3$  to control the range of movement on



**Fig. 4.** (a) We assign edge loops to the output primitives of Prim-Agent for further mesh editing. Here, we show an example of adding  $n = 10$  edge loops to 3 primitives. (b) Two types of actions to operate an edge loop.

three axis directions. The number of edge loops we use is  $n = 10$  in this paper. In total, there are 10 edge loops, 2 types of actions, 3 moving directions and 6 range parameters, which leads to an action space of 360.

**Reward function** The goal of this step is to encourage visual similarity of the edited mesh with the target shape, which can be measured by IoU. Accordingly, the reward is defined by the increments of IoU after executing an action.

### 3.3 Virtual Expert

Given such a huge action space, complex environment and long operation step in this task, it is extremely difficult to train the modeling agents from scratch. However, collecting large scale sequence demonstration data from real experts can be expensive and the data are far from covering most scenarios. To address this problem, we propose an efficient heuristic algorithm as a virtual expert to generate the demonstration data. Note that the proposed algorithm is not for producing perfect actions used as ground-truth, but it can help the agent start the exploration with relatively better performance. More importantly, the agent is able to learn even better policies than imitating the virtual expert through self-exploration in the RL phase (see the evaluation in Sec. 4.3).

For the primitive-based shape abstraction, we design an algorithm that outputs the actions as the following heuristics. We iteratively visit each primitive, test all the potential actions for the primitive and execute the one which can obtain the best reward. During the first half of the process, we do not consider any delete operations but only adjust the corners. This is to encourage all the primitives to fit the target shape as far as possible. Then in the second half, we allow deleting the primitives to eliminate redundancy.

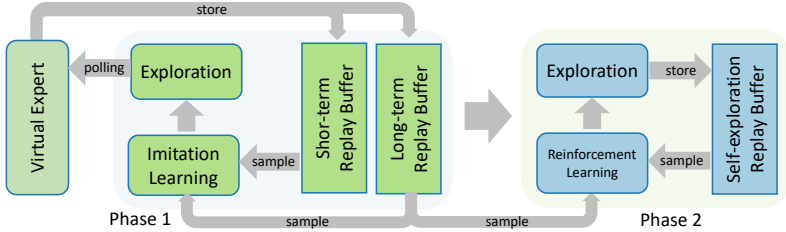
Similarly, for the edge loop editing, we iteratively visit each edge loop, test all the potential actions for the edge loop, and execute the one which can obtain the best reward.

### 3.4 Agent Training Algorithm

Although using IL to warm up RL training has been researched in robotics [8], directly applying off-the-shelf methods to train the agents for this problem domain does not produce good performance (see the experiments in Sec. 4.3). Our task has the following unique challenges: (1) compared to the robotics tasks

[2] of which action space is usually less than 20, our agent needs to handle over 1000 actions in a long sequence for modeling a 3D shape. This requires that the data from both “expert” and self-exploration should be organized and exploited effectively by the experience replay buffer. (2) The modeling demonstrations are generated by heuristics which are imperfect and monotonous, and thus the training scheme should not only use the “expert” to its fullest potential, but also enable the agent to escape from local optimum.

Therefore, in this section, we introduce a variant algorithm to train the modeling agents. The architecture of our training scheme is illustrated in Fig. 5.



**Fig. 5.** Illustration of the architecture and data flow of our training scheme.

**Basic network** The basic network is based on Double DQN (DDQN) [31] to predict the Q-values of the potential actions. The network outputs a set of action values  $Q(s, \cdot; \theta)$  for an input state  $s$ , where  $\theta$  are the parameters of the network. DDQN uses two separate Q-value estimators, i.e., current and target network, each of which is used to update the other. An experience is denoted as a tuple  $\{s_k, a, R, s_{k+1}\}$  and the experience will be stored in a replay buffer  $\mathcal{D}^{replay}$ ; the agent is trained by the data sampled from  $\mathcal{D}^{replay}$ . The loss function for training DDQN is determined by temporal difference (TD) update:

$$\mathcal{L}_{TD}(\theta) = ((R + \gamma Q(s_{k+1}, a_{k+1}^{max}; \theta') - Q(s_k, a_k; \theta))^2, \quad (4)$$

where  $R$  is the reward,  $\gamma$  the discount factor,  $a_{k+1}^{max} = \operatorname{argmax}_a Q(s_{k+1}, a; \theta)$ ,  $\theta$  and  $\theta'$  the parameters of current and target network respectively.

**Imitation learning by dataset aggregation** Our imitation learning process benefits from the idea of data aggregation (DAGger) [21] which is an interactive guiding method. A notable limitation of DAGger is that an expert has to be always available during training to provide additional feedback to the agent, making the training expensive and troublesome. However, benefiting from the developed virtual expert, we are able to guide the agent without additional cost by integrating the virtual expert into the training process.

Different from the original DAGger, we use two replay buffers, named  $\mathcal{D}_{short}^{demo}$  and  $\mathcal{D}_{long}^{demo}$  for storing short-term and long-term experiences respectively. The  $\mathcal{D}_{short}^{demo}$  only stores the experiences at the current iteration and will be emptied once an iteration is completed, while the  $\mathcal{D}_{short}^{demo}$  stores all the accumulated experiences. At iteration  $k$ , we train a policy  $\pi_k$  that best mimics the “expert” on these demonstrations by equally sampling from both  $\mathcal{D}_{short}^{demo}$  and  $\mathcal{D}_{long}^{demo}$ . Then



we use the policy  $\pi_k$  to generate new demonstrations, but re-label the actions using the heuristics of the virtual expert described in Sec. 3.3.

Incorporating the virtual expert into DAgger, we poll the “expert” policy outside its original state space to make it iteratively produce new policies. Using double replay buffers provides a trade-off between learning and reviewing in the long sequence of decisions for shape modeling. The algorithm is detailed in Algorithm 1 with pseudo-code.

---

**Algorithm 1:** DAgger with virtual expert using double replay buffers

---

Use the virtual expert algorithm to generate demonstrations

$\mathcal{D}_0 = \{(s_1, a_1), \dots, (s_M, a_M)\}$ .

Initialize  $\mathcal{D}_{short}^{demo} \leftarrow \mathcal{D}_0$ ,  $\mathcal{D}_{long}^{demo} \leftarrow \mathcal{D}_0$ .

Initialize  $\pi_1$ .

**for**  $k = 1$  **to**  $N$  **do**

    Train classifier  $\pi_k$  by equally sampling on both  $\mathcal{D}_{short}^{demo}$  and  $\mathcal{D}_{long}^{demo}$ .

    Get dataset  $\mathcal{D}_k = \{(s'_1), (s'_2), \dots, (s'_M)\}$  by  $\pi_k$ .

    Label  $\mathcal{D}_k$  with the actions given by the virtual expert algorithm.

    Empty short-term memory  $\mathcal{D}_{short}^{demo} \leftarrow \emptyset$ .

    Aggregate dataset  $\mathcal{D}_{long}^{demo} \leftarrow \mathcal{D}_{long}^{demo} \cup \mathcal{D}_k$ ,  $\mathcal{D}_{short}^{demo} \leftarrow \mathcal{D}_k$

---

Similar to [8], we apply a supervised loss to force the Q-value of the actions of “expert” to be higher than the other actions by at least a margin:

$$\mathcal{L}_S(\theta) = \max_{a \in A} (Q(s, a; \theta) + l(s, a_E, a)) - Q(s, a_E; \theta), \quad (5)$$

where  $a_E$  is the action took by the “expert” in state  $s$  and  $l(s, a_E, a)$  is a margin function that is a positive number when  $a \neq a_E$  and is 0 when  $a = a_E$ . The final loss function used to update the network in the imitation learning phase is defined by jointly applying TD-loss and supervised loss:

$$\mathcal{L}(\theta) = \mathcal{L}_{TD}(\theta) + \lambda \mathcal{L}_S(\theta). \quad (6)$$

**Reinforcement learning by self-exploration** Once imitation learning is completed, the agent will have learned a reasonable initial policy. Nevertheless, the heuristics of the virtual expert suffer from the local minimum and the demonstrations cannot cover all the situations the agent will encounter in the real system. Therefore, we make the agent interact with the environment and learn from its own experience in a reinforcement paradigm. In this phase, we create a separate experience replay butter  $\mathcal{D}^{self}$  to store only self-generated data during the exploration, and maintain the demonstration data in  $\mathcal{D}_{long}^{demo}$ . In each mini-batch, similar to the last step, we equally sample the experiences from  $\mathcal{D}_{long}^{demo}$ , and update the network only using TD-loss  $\mathcal{L}_{TD}$ . In this way, the agent retains a part of the memory from the “expert” but also gains new experiences by its own exploration. This allows the agent to potentially compare the actions learned from the “expert” and explored by itself, and then make better decisions based on the accumulated reward in the practical environment.

## 4 Experiments

### 4.1 Implementation Details

**Network architecture** For the Prim-Agent, the encoder is composed of three parallel streams: three 2D convolutional layers for the depth map, two fully-connected (FC) layers followed by ReLU non-linearities for box parameters, and one FC layer for step indicator. The three streams are concatenated and input to three FC layers with ReLU non-linearities for the first two layers, and the final layer outputs the Q-values for all actions. The Prim-Agent is unrolled for 300 steps to operate the primitives and the Mesh-Agent 100 steps, while we have observed that more steps do not result in further improvement.

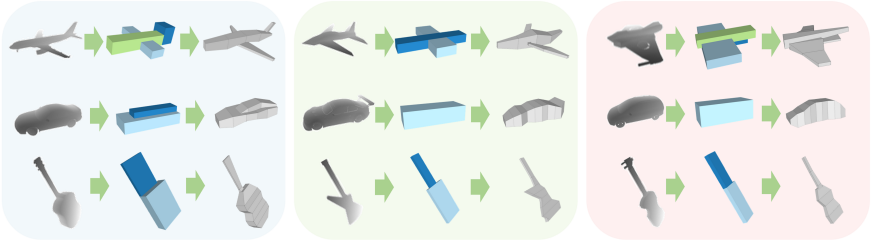
**Agent training** We first train Prim-Agent and then use its output to train Mesh-Agent. To learn a relatively consistent mapping from the modeling actions to the edge loops, we sort the edge loops into a canonical order. Each network is first trained by imitation and then by a reinforcement paradigm. The capacities of the replay buffer  $\mathcal{D}_{long}^{demo}$  and  $\mathcal{D}^{self}$  are 200,000 and 100,000 respectively, while the agent will over-write the old data in the buffers when they are full. Two agent networks are trained with batch size 64 and learning rate 0.00008. In the IL process, we perform DAgger for 4 iterations for each shape and the network is updated with 4000 mini-batches in each DAgger iteration. In the RL, we use  $\epsilon = 0.02$  for  $\epsilon$ -greedy exploration,  $\tau = 4000$  for the frequency at which to update the target network, and  $\gamma = 0.9$  for the discount factor.

We use  $\alpha_1 = 0.1$  and  $\alpha_2 = 0.01$  to balance the terms in the reward function Eq. 3, and  $\lambda = 1$  in the loss function Eq. 6. The expert margin  $l(s, a_E, a)$  is set to 0.8 when  $a \neq a_E$ . The unit movement distance is set to 1/16 of the length of the bounding box diagonal. We observe sometimes the agent will be stuck at a state and output repetitive actions; therefore, at each step, we force the agent to edit a different primitive or loop from the last step. Also, the output of Prim-Agent may have redundant or small primitives contained in the large ones, while we merge them to make the results cleaner and simpler.

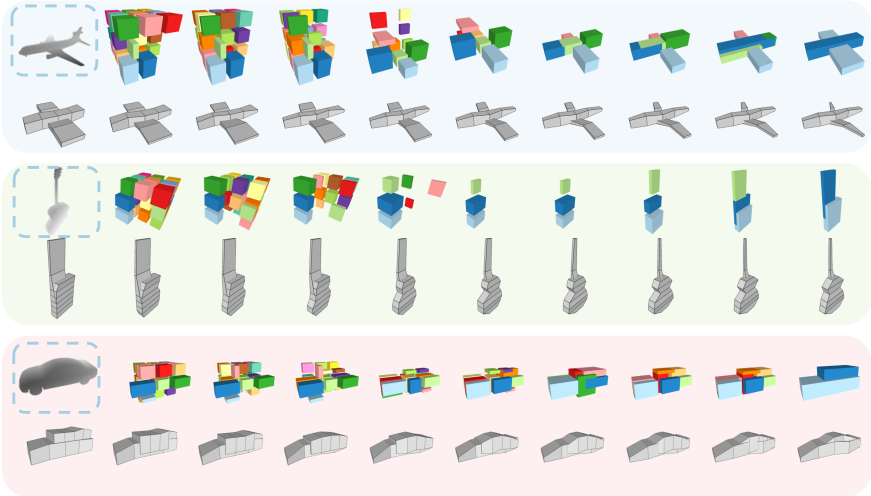
### 4.2 Experimental Results

Following the works for the part-based representation of 3D shapes [16, 27, 30], we also train our modeling agent on three shape categories. We collect a set of 3D shapes from ShapeNet [3] dataset: airplane(800), guitar(600) and car(800) to train our network. To show the generalization ability, we additionally use another 100 unseen models from each category for testing. We render a 128\*128 depth map for each shape to serve as the reference. We use 10% shapes from each category to generate the demonstrations for imitation learning. Considering the agents will execute 400 steps for modeling a shape, there are at least  $2.4 \times 10^5$  training tuples with different states for each category in one epoch.

We show a set of qualitative results in Fig. 6. Given a depth map as shape reference, the Prim-Agent first approximates the target shape using primitives; then the Mesh-Agent takes as input the primitive-based representation and edits



**Fig. 6.** Qualitative results of Prim-Agent and Mesh-Agent. Given a shape reference, the Prim-Agent first approximates the target shape using primitives and then the Mesh-Agent edits the meshes to create detailed geometry.



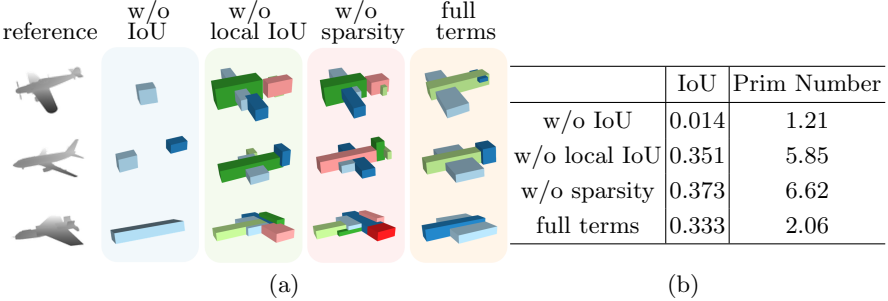
**Fig. 7.** The step-by-step procedure of 3D shape modeling. The first row of each sub-figure shows how the Prim-Agent approximates the target shape by operating the primitives (step 5, 10, 20, 40, 60, 80, 100, 200, 300). The second row shows the process of mesh editing by Mesh-Agent (step 10, 20, 30, 40, 50, 60, 70, 80, 90, 100).

the meshes of the primitives to produce more detailed geometry. The procedure of the agent’s modeling operation is visualized in Fig. 7. The agents show the power in understanding the part-based structure and capturing the fundamental geometry of the target shapes, and they are able to express such understanding by taking a sequence of interpretable actions. Also, the part-aware regular mesh can provide human modelers a reasonable initialization for further editing.

### 4.3 Discussions

**Reward function** Reward function is a key component for RL framework design. There are three terms in the reward function Eq. 3 for Prim-Agent. To demonstrate the necessity of each term, we conduct an ablation study by alternatively removing each one of the three terms and evaluating the performance of the agent. Fig. 8 (a) shows the qualitative results for different configurations.

We also quantitatively report the average IoU and the average amount of the output primitives in Fig. 8 (b). Both qualitative and quantitative results show that using full terms is a trade-off between accuracy and parsimony, which can produce accurate but structurally simple representations that are more in line with human intuition.

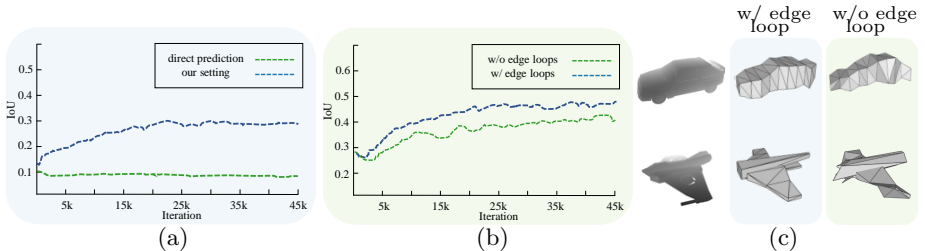


**Fig. 8.** Ablation study for the three terms in the reward function of Prim-Agent. (a) Qualitative results of using different configurations of the terms in the reward function. (b) Quantitative evaluation; we show the average IoU and the number of primitives of the output given different configurations.

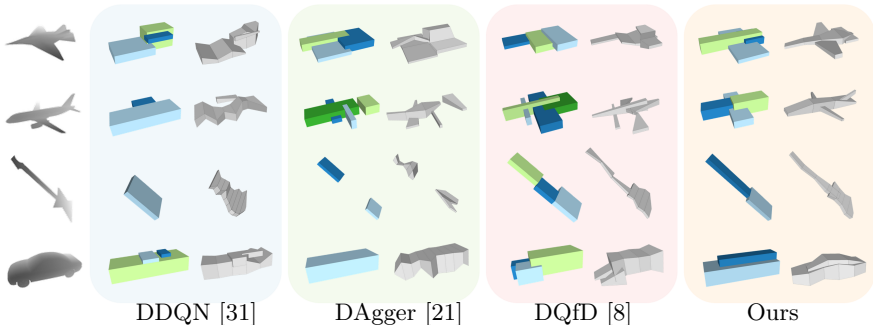
**Does the Prim-Agent benefit from our environment?** We set up an environment where the Prim-Agent tweaks a set of pre-defined primitives to approximate the target shape step-by-step. A more straightforward way, however, is to make the RL agent directly predict the parameters of each primitive in a sequence. We evaluate the effect of these two environment settings on the agent for understanding the primitive-based structure. As shown in Fig. 9 (a), the agent is unable to learn reasonable policies by directly predicting the primitives. The reason behind this is, in such an environment, the effective attempts are too sparse during exploration and the agent cannot be rewarded very often. Instead, in our environment setting, the task is decomposed into action steps that the agent can simply do. The agent obtains gradual feedback and can be aware that the policy is getting better and closer. Therefore, the learning is progressive and smooth, which is advantageous to incentivize the agent to achieve the goal.

**Do the edge loops help?** We use edge loops as the tool for geometry editing. To evaluate the advantages of our environment setting for Mesh-Agent, we train a variant of Mesh-Agent without using edge loops, where the agent edits each vertex separately. This leads to a doubled action space and uncorrelated operations between vertices. As shown in Fig. 9 (b) and (c), the agent using edge loops yields a lower modeling error and better mesh quality.

**Is our learning algorithm better than the others for 3D modeling?** In Sec. 3.4, we introduce an algorithm to train the agent by combining heuristics, interactive IL and RL. Here, we provide an evaluation of the proposed learning algorithm with a comparison to using different related learning schemes. Table 1 shows the average accumulated rewards across categories of different algorithms: (1) using the basic setting of DDQN [31] without an IL phase; (2) using the original DAgger [21] algorithm with only supervised loss without an RL phase;



**Fig. 9.** Evaluations on the environment setting for Prim-Agent and Mesh-Agent. (a) IoU over the course of training Prim-Agent in different environment settings. (b) IoU over the course of training Mesh-Agent with and without using edge loops. (c) Qualitative results produced by Mesh-Agent with and without using edge loops; we show the triangulated meshes of the generated wireframes.



**Fig. 10.** Qualitative comparison with related RL algorithms on the 3D modeling task. Our method gives better results, i.e., more structurally meaningful primitive-based representations and more regular and cleaner meshes.

	Prim-Agent			Mesh-Agent		
	Airplane	Guitar	Car	Airplane	Guitar	Car
DDQN [31] (only RL)	0.377	0.214	0.393	-0.013	-0.025	0.002
DAgger [21] (only interactive IL)	0.574	0.802	0.755	0.046	0.089	0.059
DQfD [8] (non-interactive IL + RL)	0.685	0.723	0.789	0.019	0.042	0.055
DAgger (double replay buffer)	0.692	0.868	0.887	0.048	0.097	0.064
Ours (interactive IL + RL)	<b>0.733</b>	<b>0.894</b>	<b>0.943</b>	<b>0.130</b>	<b>0.184</b>	<b>0.133</b>

**Table 1.** Comparison with related learning algorithms. We report the average accumulated rewards gained by the Prim-Agent and the Mesh-Agent respectively on each category.

(3) using DQfD algorithm [8], which also combines IL and RL but the agent learns on fixed demonstrations rather than being interactively guided; (4) only using our improved DAgger with double replay buffers; (5) our training strategy described in Sec. 3.4. Also, we show the qualitative comparison results with these algorithms in Fig. 10.

Based on the qualitative and quantitative experiments, we can arrive at the following conclusions: (1) introducing simple heuristics of the virtual expert by IL significantly improves the performance, since the first row of Table 1 shows

only using RL is not feasible; (2) the final policy of our agent outperforms the policy learned from the “expert”, since our method obtains higher rewards than only imitating the “experts”; (3) our learning approach can learn better policies and produce higher-quality modeling results than other algorithms.

**Relation to end-to-end methods** Basically, the methods for generating 2D or 3D visual representations can be categorized into two classes according to the technique used and the goal targeted. The first one is end-to-end methods for dense generation, such as GAN [7] and image-based reconstruction [4, 32], while they aim to directly predict low-level points to achieve fine-grained reconstruction. The second one is procedural methods for behavior learning, such as teaching machines to draw using RL [6, 18, 37]; these methods focus on how to enable machines to make dynamic decisions and long-term planning. Our method falls into the later category, while the motivation is to enable machines to develop modeling policies and take actions like human modelers, rather than competing with end-to-end methods, at least not at the current stage. Therefore, this work has different goals and applications with end-to-end methods.

**Limitations** A limitation of our method is, it cannot generate very detailed parts and thin structures of shapes. Fig. 11 shows the results on some chair and table models. Since the reward is too small when exploring the thin parts, the agent tends to neglect these parts to favor parsimony. A potential solution could be to develop a reward shaping scheme to increase the rewards at the thin parts.



**Fig. 11.** Successful and failed examples of Prim-Agent on Chair and Table category.

## 5 Conclusion

In this work, we explore how to enable machines to model 3D shapes like human modelers using deep reinforcement learning. Mimicking the behavior of 3D artists, we propose a two-step RL framework, named Prim-Agent and Mesh-Agent respectively. Given a shape reference, the Prim-Agent first parses the target shape into a primitive-based representation, and then the Mesh-Agent edits the meshes of the primitives to create fundamental geometry. To effectively train the modeling agents, we introduce an algorithm that jointly combines heuristic policy, IL and RL. The experiments demonstrate that the proposed RL framework is able to learn good policies for modeling 3D shapes.

Overall, we believe that our method is an important first stepping stone towards learning modeling actions in artist-based 3D modeling. Ultimately, we hope to achieve conditional and purely generative modeling agents that cover a large variety of modeling operations, thus significantly reducing content creation cost, for instance in games, movies, or AR/VR settings.

## Acknowledgements

We would like to thank Angela Dai for the voice over of the video; and Armen Avetisyan, Changjian Li, Nenglu Chen, Zhiming Cui for their discussions and comments. We also thank Roy Subhayan and Agrawal Dhruv for their help on data preprocessing. This work was supported by a TUM-IAS Rudolf Mößbauer Fellowship, the ERC Starting Grant *Scan2CAD* (804724), and the German Research Foundation (DFG) Grant *Making Machine Learning on Static and Dynamic 3D Data Practical*.

## References

1. Abbeel, P., Ng, A.Y.: Apprenticeship learning via inverse reinforcement learning. In: Proceedings of the twenty-first international conference on Machine learning. p. 1. ACM (2004)
2. Brockman, G., Cheung, V., Pettersson, L., Schneider, J., Schulman, J., Tang, J., Zaremba, W.: Openai gym. arXiv preprint arXiv:1606.01540 (2016)
3. Chang, A.X., Funkhouser, T., Guibas, L., Hanrahan, P., Huang, Q., Li, Z., Savarese, S., Savva, M., Song, S., Su, H., et al.: Shapenet: An information-rich 3d model repository. arXiv preprint arXiv:1512.03012 (2015)
4. Choy, C.B., Xu, D., Gwak, J., Chen, K., Savarese, S.: 3d-r2n2: A unified approach for single and multi-view 3d object reconstruction. In: European conference on computer vision. pp. 628–644. Springer (2016)
5. Cruz Jr, G.V., Du, Y., Taylor, M.E.: Pre-training neural networks with human demonstrations for deep reinforcement learning. arXiv preprint arXiv:1709.04083 (2017)
6. Ganin, Y., Kulkarni, T., Babuschkin, I., Eslami, S.A., Vinyals, O.: Synthesizing programs for images using reinforced adversarial learning. In: International Conference on Machine Learning. pp. 1666–1675 (2018)
7. Goodfellow, I., Pouget-Abadie, J., Mirza, M., Xu, B., Warde-Farley, D., Ozair, S., Courville, A., Bengio, Y.: Generative adversarial nets. In: Advances in neural information processing systems. pp. 2672–2680 (2014)
8. Hester, T., Vecerik, M., Pietquin, O., Lanctot, M., Schaul, T., Piot, B., Horgan, D., Quan, J., Sendonaris, A., Osband, I., et al.: Deep q-learning from demonstrations. In: Thirty-Second AAAI Conference on Artificial Intelligence (2018)
9. Huang, Z., Heng, W., Zhou, S.: Learning to paint with model-based deep reinforcement learning. In: Proceedings of the IEEE International Conference on Computer Vision. pp. 8709–8718 (2019)
10. Kalogerakis, E., Averkiou, M., Maji, S., Chaudhuri, S.: 3D shape segmentation with projective convolutional networks. In: Proc. IEEE Computer Vision and Pattern Recognition (CVPR) (2017)
11. Kalogerakis, E., Hertzmann, A., Singh, K.: Learning 3d mesh segmentation and labeling. In: ACM Transactions on Graphics (TOG). vol. 29, p. 102. ACM (2010)
12. LeCun, Y., Bengio, Y., Hinton, G.: Deep learning. *nature* **521**(7553), 436 (2015)
13. Li, J., Xu, K., Chaudhuri, S., Yumer, E., Zhang, H., Guibas, L.: Grass: Generative recursive autoencoders for shape structures. *ACM Transactions on Graphics (TOG)* **36**(4), 52 (2017)

14. Li, Y., Wu, X., Chrysathou, Y., Sharf, A., Cohen-Or, D., Mitra, N.J.: Globfit: Consistently fitting primitives by discovering global relations. *ACM transactions on graphics (TOG)* **30**(4), 52 (2011)
15. Mnih, V., Kavukcuoglu, K., Silver, D., Rusu, A.A., Veness, J., Bellemare, M.G., Graves, A., Riedmiller, M., Fidjeland, A.K., Ostrovski, G., et al.: Human-level control through deep reinforcement learning. *Nature* **518**(7540), 529 (2015)
16. Paschalidou, D., Ulusoy, A.O., Geiger, A.: Superquadrics revisited: Learning 3d shape parsing beyond cuboids. In: *Proceedings of the IEEE Conference on Computer Vision and Pattern Recognition*. pp. 10344–10353 (2019)
17. Raitt, B., Minter, G.: Digital sculpture techniques. *Interactivity Magazine* **4**(5) (2000)
18. Riaz Muhammad, U., Yang, Y., Song, Y.Z., Xiang, T., Hospedales, T.M.: Learning deep sketch abstraction. In: *Proceedings of the IEEE Conference on Computer Vision and Pattern Recognition*. pp. 8014–8023 (2018)
19. Ross, S., Bagnell, D.: Efficient reductions for imitation learning. In: *Proceedings of the thirteenth international conference on artificial intelligence and statistics*. pp. 661–668 (2010)
20. Ross, S., Bagnell, J.A.: Reinforcement and imitation learning via interactive no-regret learning. *arXiv preprint arXiv:1406.5979* (2014)
21. Ross, S., Gordon, G., Bagnell, D.: A reduction of imitation learning and structured prediction to no-regret online learning. In: *Proceedings of the fourteenth international conference on artificial intelligence and statistics*. pp. 627–635 (2011)
22. Ruiz-Montiel, M., Boned, J., Gavilanes, J., Jiménez, E., Mandow, L., Pérez-De-La-Cruz, J.L.: Design with shape grammars and reinforcement learning. *Advanced Engineering Informatics* **27**(2), 230–245 (2013)
23. Schaul, T., Quan, J., Antonoglou, I., Silver, D.: Prioritized experience replay. *arXiv preprint arXiv:1511.05952* (2015)
24. Sharma, G., Goyal, R., Liu, D., Kalogerakis, E., Maji, S.: Csgnet: Neural shape parser for constructive solid geometry. In: *Proceedings of the IEEE Conference on Computer Vision and Pattern Recognition*. pp. 5515–5523 (2018)
25. Silver, D., Huang, A., Maddison, C.J., Guez, A., Sifre, L., Van Den Driessche, G., Schrittwieser, J., Antonoglou, I., Panneershelvam, V., Lanctot, M., et al.: Mastering the game of go with deep neural networks and tree search. *nature* **529**(7587), 484 (2016)
26. Subramanian, K., Isbell Jr, C.L., Thomaz, A.L.: Exploration from demonstration for interactive reinforcement learning. In: *Proceedings of the 2016 International Conference on Autonomous Agents & Multiagent Systems*. pp. 447–456. International Foundation for Autonomous Agents and Multiagent Systems (2016)
27. Sun, C., Zou, Q., Tong, X., Liu, Y.: Learning adaptive hierarchical cuboid abstractions of 3d shape collections. *ACM Transactions on Graphics (SIGGRAPH Asia)* **38**(6) (2019)
28. Teboul, O., Kokkinos, I., Simon, L., Koutsourakis, P., Paragios, N.: Shape grammar parsing via reinforcement learning. In: *CVPR 2011*. pp. 2273–2280. IEEE (2011)
29. Tian, Y., Luo, A., Sun, X., Ellis, K., Freeman, W.T., Tenenbaum, J.B., Wu, J.: Learning to infer and execute 3d shape programs. In: *International Conference on Learning Representations* (2019)
30. Tulsiani, S., Su, H., Guibas, L.J., Efros, A.A., Malik, J.: Learning shape abstractions by assembling volumetric primitives. In: *Proceedings of the IEEE Conference on Computer Vision and Pattern Recognition*. pp. 2635–2643 (2017)
31. Van Hasselt, H., Guez, A., Silver, D.: Deep reinforcement learning with double q-learning. In: *Thirtieth AAAI conference on artificial intelligence* (2016)



32. Wang, N., Zhang, Y., Li, Z., Fu, Y., Liu, W., Jiang, Y.G.: Pixel2mesh: Generating 3d mesh models from single rgb images. In: *Proceedings of the European Conference on Computer Vision (ECCV)*. pp. 52–67 (2018)
33. Wang, Y., Xu, K., Li, J., Zhang, H., Shamir, A., Liu, L., Cheng, Z., Xiong, Y.: Symmetry hierarchy of man-made objects. In: *Computer graphics forum*. vol. 30, pp. 287–296. Wiley Online Library (2011)
34. Wang, Z., Schaul, T., Hessel, M., Hasselt, H., Lanctot, M., Freitas, N.: Dueling network architectures for deep reinforcement learning. In: *International Conference on Machine Learning*. pp. 1995–2003 (2016)
35. Wu Leif Kobbelt, J.: Structure recovery via hybrid variational surface approximation. In: *Computer Graphics Forum*. vol. 24, pp. 277–284. Wiley Online Library (2005)
36. Xie, N., Hachiya, H., Sugiyama, M.: Artist agent: A reinforcement learning approach to automatic stroke generation in oriental ink painting. *IEICE TRANSACTIONS on Information and Systems* **96**(5), 1134–1144 (2013)
37. Zhou, T., Fang, C., Wang, Z., Yang, J., Kim, B., Chen, Z., Brandt, J., Terzopoulos, D.: Learning to sketch with deep q networks and demonstrated strokes. *arXiv preprint arXiv:1810.05977* (2018)
38. Ziebart, B.D., Maas, A., Bagnell, J.A., Dey, A.K.: Maximum entropy inverse reinforcement learning (2008)
39. Zou, C., Yumer, E., Yang, J., Ceylan, D., Hoiem, D.: 3d-prnn: Generating shape primitives with recurrent neural networks. In: *Proceedings of the IEEE International Conference on Computer Vision*. pp. 900–909 (2017)

# Modeling 3D Shapes by Reinforcement Learning

## Supplementary Material

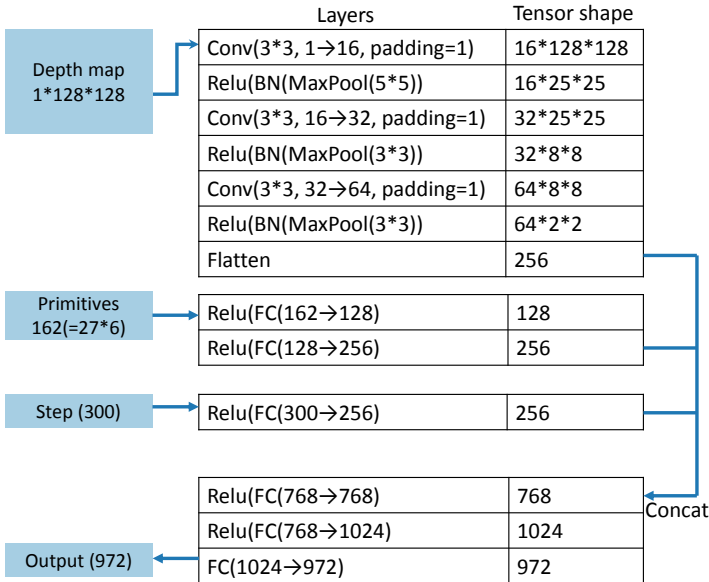
Cheng Lin<sup>1,2</sup>, Tingxiang Fan<sup>1</sup>, Wenping Wang<sup>1</sup>, and Matthias Nießner<sup>2</sup>

<sup>1</sup> The University of Hong Kong

<sup>2</sup> Technical University of Munich

## 1 Network Architecture

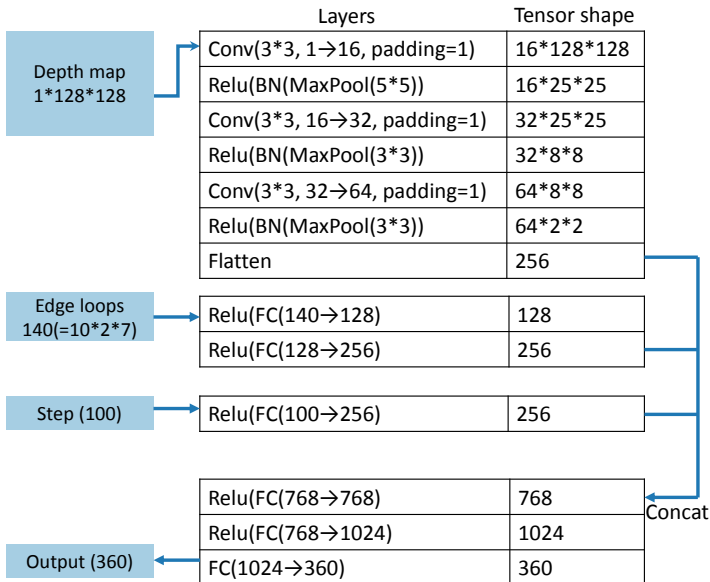
Fig. 1 and Fig. 2 show the detailed architecture of the Prim-Agent and Mesh-Agent respectively. We also indicate the shape of the tensor output from each layer.



**Fig. 1.** The detailed network architecture of Prim-Agent. BN: Batch Normalization Layer; FC: Fully Connected Layer.

## 2 Solution Space Reduction

We should note that it is not trivial for an RL agent to learn to model 3D shapes. The biggest challenge is that the action space has enormous modeling



**Fig. 2.** The detailed network architecture of Mesh-Agent. BN: Batch Normalization Layer; FC: Fully Connected Layer.

operations, and many of them are irrelevant. In the paper, there are in total 1332 different actions and the network will be unrolled for 400 steps, which leads to a huge solution space of  $1332^{400}$ . Therefore, the exploration to find good policies will be extremely difficult. Here we summarize the key ideas to make this task feasible.

**Divide the solution space** Inspired by the hierarchical understanding of human modelers, we divide these operations into two categories, i.e., primitive-based operations and mesh-based operations, to reinforce more connections between different actions. Consequently, the solution space is split down into  $972^{300}$  and  $360^{100}$  respectively in each part and the difficulty of learning is reduced as well.

**Learn an initial policy** As described in the paper, the agent is first trained to imitate the demonstrations generated by heuristics. Second, with the learned initial policy, the agent then learns in an RL paradigm by collecting the rewards. Since most of the actions in the huge solution space produce very poor performance which is worthless, the initial policy can significantly reduce the number of explorations of poor performance.

**Restrict the actions in each step** The strategies mentioned above can already help the agent learn a reasonable policy, but the training efficiency is still fairly low. Also, we observe sometimes the agent will be stuck at a state and

output repetitive actions; therefore, at each step, we need to force the agent to edit a different primitive or loop from the last step.

To overcome these two issues, the strategy we adopt is that, in  $k^{th}$  step, we force the agent to only choose the actions that can operate the  $i^{th}$  primitive (or loop), where  $i = k \bmod m$  and  $m$  is the number of the primitives (or loops). By doing so, the action space is further narrowed down in each step, and the agent will not be stuck at repeating a same action.

### 3 Virtual Expert Algorithm

We give the detailed algorithm for Prim-Agent in Algorithm 2 with pseudo-code. We iteratively visit each primitive, test all the potential actions for the primitive and execute the one which can obtain the best reward. Note the selection of actions is divided into two stages. During the first half of the process, we do not consider any delete operations but only edit the corners.

For Mesh-Agent, we iteratively visit each edge loop, test all the potential actions for the edge loop, and execute the one which can obtain the best reward. Note there is only one stage for the “expert” of mesh editing.

---

#### Algorithm 2: Virtual Expert for Primitive Abstraction

---

**Input:**  $m$  cuboid primitives  $\mathcal{P} = \{P_1, P_2, \dots, P_m\}$ ; target shape  $O$ ; maximal step  $N_{max}$

**Output:** a sequence of actions  $\mathcal{A} = \{a_1, a_2, \dots, a_N\}$

**repeat**

- for** each  $P_i \in \mathcal{P}$  **do**
- $Step++$
- if**  $Step \leq 0.5 * N_{max}$  **then**
- Find the action  $a$  which has the highest reward to tweak a cuboid corner
- else**
- Find the action  $a$  which has the highest reward to tweak a cuboid corner or delete a cuboid
- execute and output the action  $a$
- update the state  $s$

**until**  $Step = N_{max}$ ;

---

### 4 Primitive Merging

Even though we have introduced a parsimony term in the reward function, the output of Prim-Agent may still have some small or redundant primitives. We design a simple algorithm to merge these primitives as follows.

We define a graph  $G$  for the output primitives. In this graph, each node represents a primitive  $P_i$ . The merging of  $P_i(V_i, V'_i)$  and  $P_j(V_j, V'_j)$  will lead to

a new primitive  $P_{ij}(\min\{V_i, V_j\}, \max\{V'_i, V'_j\})$ . Two nodes  $P_i$  and  $P_j$  will be connected by an edge if  $IoU(P_i \cup P_j, P_{ij}) \geq \epsilon$ .

We compute the connected components for the  $G$  and then merge all the primitives in the same connected components into a single primitive. The merging process is performed for two iterations, while  $\epsilon$  is set to 0.85 and 0.90 respectively in each iteration.

## 5 Edge Loop Assignment

Given  $M'$  primitives and  $N$  edge loops, we assign the edge loops onto the longest axis of each primitive, where the loops are uniformly distributed in that direction. The number of loops  $E(P_k)$  assigned to the primitive  $P_k$  is determined by

$$E(P_k) = \max\{\lceil N \frac{V(P_k)}{\sum_i V(P_i)} + 0.5 \rceil, 2\}, \quad (1)$$

where  $V(P_i)$  is the volume for the primitive  $P_i$ . It can be seen that the number of loops assigned to a cuboid is proportional to its volume, therefore a larger cuboid will be assigned more loops. Each cuboid is assigned at least two loops on the boundaries. When dealing with the last primitive  $P_{M'}$ , we directly assign all the remaining unallocated loops on to  $P_{M'}$ .

## 6 IoU Evaluation

In the paper, we report the accumulated rewards of different related learning methods. To show that higher accumulated rewards lead to better shape quality, we additionally report the IoU achieved by different methods in Table 1. Since the increment of IoU is the dominant term in the reward function, a higher reward will result in better IoU that means better accuracy.

	Prim-Agent			Mesh-Agent		
	Airplane	Guitar	Car	Airplane	Guitar	Car
DDQN (only RL)	0.082	0.094	0.382	0.069	0.069	0.384
Dagger (only interactive IL)	0.133	0.202	0.406	0.179	0.291	0.465
DQfD (non-interactive IL + RL)	0.132	0.196	0.415	0.151	0.238	0.47
Dagger (double replay buffer)	0.136	0.247	0.448	0.184	0.344	0.512
Ours	<b>0.171</b>	<b>0.278</b>	<b>0.474</b>	<b>0.301</b>	<b>0.461</b>	<b>0.607</b>

**Table 1.** Comparison with related learning algorithms in terms of IoU.