

Generalizable Semantic Segmentation via Model-agnostic Learning and Target-specific Normalization

Jian Zhang, Lei Qi, Yinghuan Shi, and Yang Gao

State Key Laboratory for Novel Software Technology, Nanjing University, China
{zhangjian7369, qilei}@smail.nju.edu.cn
{syh, gaoy}@nju.edu.cn

Abstract. Semantic segmentation methods in the supervised scenario have achieved significant improvement in recent years. However, when directly deploying the trained model to segment the images of unseen (or new coming) domains, its performance usually drops dramatically due to the data-distribution discrepancy between seen and unseen domains. To overcome this limitation, we propose a novel domain generalization framework for the generalizable semantic segmentation task, which enhances the generalization ability of the model from two different views, including the training paradigm and the data-distribution discrepancy. Concretely, we exploit the model-agnostic learning method to simulate the domain shift problem, which deals with the domain generalization from the training scheme perspective. Besides, considering the data-distribution discrepancy between source domains and unseen target domains, we develop the target-specific normalization scheme to further boost the generalization ability in unseen target domains. Extensive experiments highlight that the proposed method produces state-of-the-art performance for the domain generalization of semantic segmentation on multiple benchmark segmentation datasets (*i.e.*, Cityscapes, Mapillary). Furthermore, we gain an interesting observation that the target-specific normalization can benefit from the model-agnostic learning scheme. Code is available in : <https://github.com/koncle/TSMLDG>

Keywords: Domain generalization, Semantic segmentation, Model-agnostic learning, Target-specific normalization

1 Introduction

Semantic segmentation is a fundamental yet challenging task in the computer vision community to assign the semantic label to each pixel in an image. In real-world tasks, semantic segmentation has a wide range of applications, such as autonomous driving, security control and augmented reality. Recently, we have witnessed the significant breakthrough of semantic segmentation in various benchmark datasets with the help of deep learning. Those powerful methods perform well in the traditional supervised setting, where the training and testing

images are collected from the same domain. However, when we directly utilize them in other unseen domains, their performance drops dramatically.

The critical problem is that the supervised learning methods assume the same distribution in training and testing sets, which is unavailable in the real-world application. In this paper, we expect that one model can only be trained once yet it could generalize well in other unseen (or new coming) scenarios without any additional retraining procedure. With this expectation, deployment of the trained model to unseen scenario becomes feasible, since the cost for data collection, data annotation, and model training can be simultaneously reduced. This setting is referred to as domain generalization (DG) that considers how to acquire knowledge from an arbitrary number of related domains, then apply it to previously unseen domains [1].

The setting of DG is related to domain adaptation (DA) [2,3,4,5,6], which trains network with data from the source and target domains at the same time. The key difference between DA and DG relies on whether target domain data is used in the training stage, as shown in Fig. 1. As a special case of DA, unsupervised domain adaption (UDA) assumes label information in the target domain is unavailable. Generally, the goal of these UDA methods is to migrate the domain shift between source domain and target domain, so that the model can generalize well on the target domain. Although DG has a similar goal with UDA, it is more difficult due to no available training samples in the target domain.

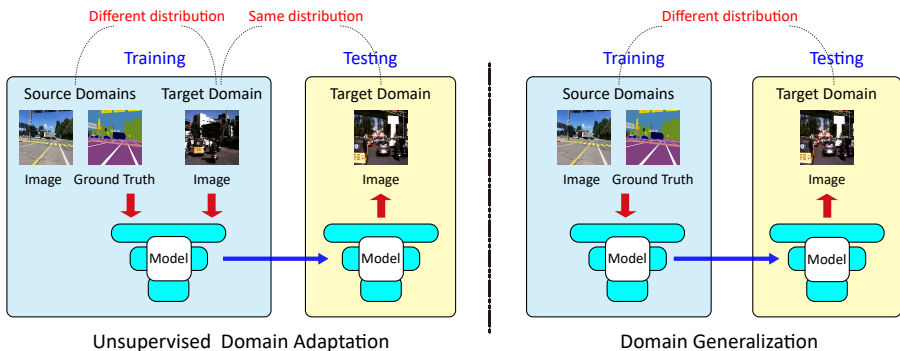


Fig. 1. Comparison between UDA and DG.

Recently, DG in the image classification task has attracted lots of attention. However, according to our knowledge, only very few methods focus on the setting of DG in semantic segmentation (*i.e.*, generalizable semantic segmentation). The method in [7] exploits IN to alleviate the style discrepancy across different domains. Besides, the method in [8] randomizes the synthetic images with the styles of real images in terms of visual appearances using auxiliary datasets to learn domain-invariant representations effectively. In summary, these two methods deal with the generalizable semantic segmentation task from the view of reducing the style discrepancy.

Different from the methods mentioned above, we address domain generalization of semantic segmentation from the training strategy and the data-distribution discrepancy perspectives together. Therefore, we put forward a novel domain generalization framework to well generalize on the unseen target domain in semantic segmentation.

For the training scheme, we adopt the model-agnostic learning method (*i.e.*, meta-learning for domain generalization (MLDG) [9]) to simulate the domain shift problem with episodic training paradigm, which demonstrates superior performance in image classification. For the data-distribution discrepancy between seen source domains and unseen target domains, we explore target-specific normalization to alleviate this issue.

Generally, when training CNNs in the supervised, semi-supervised, unsupervised, even the domain adaptation setting, we use the mean and variance calculated from the training samples to conduct the batch normalization in the testing state. However, since domain generalization does not give any training samples from the target domain, we choose to obtain the mean and variance from the target domain during the testing procedure. Extensive experiments demonstrate that the proposed method produces state-of-the-art performance for the domain generalization of semantic segmentation on multiple benchmark segmentation datasets, *e.g.*, our method improves 4.44% based on a strong baseline. Moreover, by the ablation study, we sufficiently validate the effectiveness of each component in the proposed method, and we observe an interesting property between model-agnostic learning and target-specific normalization.

Our contributions can be summarized as follows:

1. We develop a novel domain generalization framework that jointly exploits the model-agnostic learning strategy and the target-specific normalization method to address the generalizable semantic segmentation task.
2. By lots of experiments, we draw a meaningful conclusion that the model-agnostic learning scheme has a positive impact on the performance of the target-specific normalization in our task.
3. We provide a strong baseline for semantic segmentation DG problem. Moreover, the proposed method achieves state-of-the-art performance for the DG of semantic segmentation on multiple benchmark datasets.

2 Related Work

We review the previous literature from the related topics, *i.e.*, unsupervised domain adaptation, domain generalization, and normalization.

Unsupervised domain adaption. Domain Adaptation (DA) is a particular case of transfer learning that leverages labeled data in one or more related source domains to learn a classifier for the target domain. Among DA, the setting when the labeled data is not available in the target domain is referred to as Unsupervised Domain Adaptation (UDA), which has been received considerable attention recently. Some methods first align distributions in pixel-level space [4,2,3], and then adopt a generative network to narrow distribution gap between

source and target domains. Chang *et al.* [5] align the feature distribution between source and target domains by adversarial training to keep semantic features consistent in different domains. Differently, Sun *et al.* [6] weight the loss function by paying more attention to regions with similar label structures. However, since there is no available data from target domains in the training process, we cannot directly align the distribution of source and target domains in the generalizable semantic segmentation task.

Domain generalization. In contrast to UDA, Domain Generalization (DG) is a more challenging setting, which cannot use any target images during the training process. Previous DG methods can be roughly classified into three categories: *data-based*, *feature-based* and *meta-learning-based* methods. The data-based methods [10,8] generate additional data by Generative Adversarial Networks (GANs) [11] based methods to train the model so that we can gain the domain-invariance features. The feature-based methods aim to learn a consistent feature representation across different domains, such as aligning the distribution by adversarial training [12,13], removing the style information by normalization [14,7] and learning domain-shared and domain-specific components [15,16].

Meta-learning-based methods employ episodic training mechanism to enhance the generalization ability in target domain [17,18,9,19,20]. For example, methods in [17,18] are proposed to add a parameterized regularization term to prevent the model from overfitting. Differently, MLDG [9] directly adopts the MAML [21] training framework. It imitates the DG procedure where the model trained in seen domains should perform well in unseen domains and has been applied to the DG classification task successfully. However, most existing DG methods focus on the classification task, and few works are developed to solve the generalizable semantic segmentation task.

Normalization. Batch normalization (BN) [22] and instance normalization(IN) [23] have been popularly used to stabilize training procedure and ease gradient explosion and vanishing. The literature [14] shows that BN can preserve discriminative information in a domain, while IN is effective in reducing appearance difference and feature divergence [7]. Thus, recent approaches attempt to learn independent BN for each domain [14,24] and employ IN [7] to alleviate the domain gap. In addition, the method in [25] leverages both BN and IN to exploit their advantages. However, all the above methods utilize the cumulated statistics (*i.e.*, mean and variance) of source domains to normalize the images from target domains, which could suffer from the domain-shift problem in the DG task due to no available data in the target domain.

3 Our Method

In this section, we introduce our method that consists of the model-agnostic learning scheme in the training stage and the target-specific normalization in the testing stage, as illustrated in Fig. 2. In the following part, we first present notations and present a simple method as a DG semantic segmentation baseline.

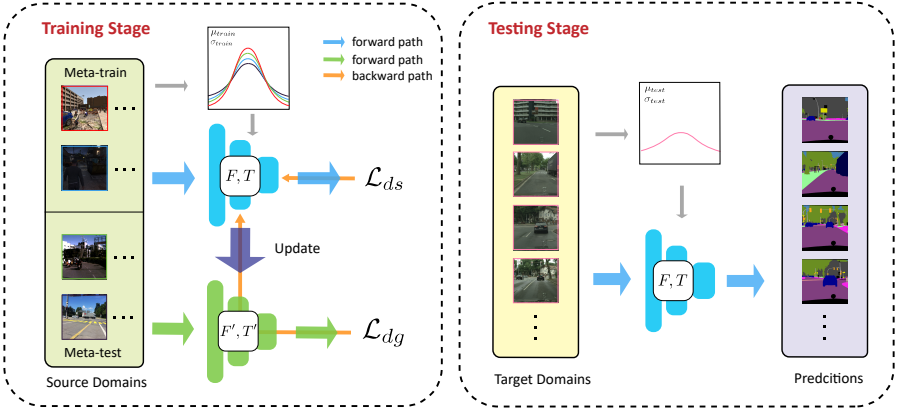


Fig. 2. The framework of our proposed method.

We then formulate the meta-learning algorithm framework for semantic segmentation. Lastly, we describe the target-specific normalization in the testing stage.

3.1 The Simple Baseline

Given \mathcal{X}, \mathcal{Y} as the image space and C -class label space, respectively. A domain is defined by a set of image and label pairs $\{(x_j^i, y_j^i)\}_{j=0}^{N_i} \in \mathcal{D}^i$, where $x_j^i \in \mathbb{R}^{H \times W \times 3} \subseteq \mathcal{X}$, $y_j^i \in \mathbb{R}^{H \times W \times C} \subseteq \mathcal{Y}$, and N_i is the number of samples in the domain \mathcal{D}^i . Assume that we have N domains $\{\mathcal{D}^i\}_{i=1}^N$ where $N-1$ domains are source domains $\mathcal{D}_{src} = \{\mathcal{D}^i\}_{i=1}^{N-1}$ and the left one domain is the target domain $\mathcal{D}_{target} = \mathcal{D}^N$. DG methods train the network with \mathcal{D}_{src} and test it in \mathcal{D}_{target} .

Suppose having a learnable network, we split it into feature extractor $F(x; \theta)$ parametrized by θ and classifier $T(f; \phi)$ parametrized by ϕ . For an image x , we can obtain the corresponding probabilities $\{P_x^{(h,w,c)}\}_{h=1,W,c=1}^{H,W,C} = T(F(x; \theta); \phi)$. For image semantic segmentation, we usually use the cross-entropy (CE) as loss function, which can be defined over dataset as follows:

$$\begin{aligned} \mathcal{L}(\mathcal{D}; \theta, \phi) &= \frac{1}{|\mathcal{D}|} \sum_{(x,y) \in \mathcal{D}} CE(T(F(x; \theta); \phi), y), \\ CE(P_x, y) &= - \sum_{h=1}^H \sum_{w=1}^W \sum_{c=1}^C y^{(h,w,c)} \log P_x^{(h,w,c)}. \end{aligned} \quad (1)$$

A straightforward DG method called AGG, which means simply aggregating all training data, is to train the model with \mathcal{D}_{src} directly. We expect to minimize the following cross-entropy loss in Eq. (2).

$$\mathcal{L}_{agg} = \mathcal{L}(\mathcal{D}_{src}; \theta, \phi). \quad (2)$$

Note that AGG is a very strong baseline in the semantic segmentation of domain generalization when \mathcal{D}_{src} consists of multiple source domains. We will show the experimental results in Section 4.

3.2 Model-agnostic Meta-learning in DG

We can further improve the above baseline (*i.e.*, AGG) by using the model-agnostic learning scheme. Concretely, we adopt MLDG (*i.e.*, meta-learning for domain generalization) [9] to train our model. MLDG follows the MAML framework and has been successfully utilized in the DG classification task. In MAML, we construct many tasks from the auxiliary dataset, and each task contains a support set and query set. We hope that the network fine-tuned with the support set can generalize well in the query set. Similar to MAML, the DG task expects that the network fine-tuned in seen domains can generalize well in unseen domains. Thus, at each iteration, we randomly sample a task consisting of a sample set \mathcal{B} from each source domain. We partition \mathcal{B} into the meta-train data \mathcal{B}_{tr} and meta-test data \mathcal{B}_{te} according to different domains, where $\mathcal{B}_{tr} \cap \mathcal{B}_{te} = \emptyset$, $\mathcal{B}_{tr} \cup \mathcal{B}_{te} = \mathcal{B}$, which means that these two sets have no intersection in domains and also corresponds to support set and query set in MAML, respectively. We first calculate the domain-specific loss \mathcal{L}_{ds} by

$$\mathcal{L}_{ds} = \mathcal{L}(\mathcal{B}_{tr}; \theta, \phi). \quad (3)$$

Basically, we can calculate the gradient $\nabla \mathcal{L}_{ds}$ of \mathcal{L}_{ds} with back-propagation. Then the new parameter θ' and ϕ' can be updated with SGD (*i.e.*, stochastic gradient decent) as follows:

$$\begin{aligned} \theta' &= \theta - \eta * \nabla_{\theta} \mathcal{L}_{ds}; \\ \phi' &= \phi - \eta * \nabla_{\phi} \mathcal{L}_{ds}, \end{aligned} \quad (4)$$

where η is the inner learning rate for the update. Similar to MAML, we wish the updated network can generalize well in unseen domain. In this way, the domain generalization loss \mathcal{L}_{dg} is calculated with meta-test data \mathcal{D}_{te} as follows:

$$\mathcal{L}_{dg} = \mathcal{L}(\mathcal{B}_{te}; \theta', \phi'). \quad (5)$$

We use both losses to update the origin parameters θ and ϕ , in this case, the network is expected to perform well in both seen and unseen domains. Formally, the final meta-learning loss is

$$\mathcal{L}_{meta} = \mathcal{L}_{dg} + \alpha \mathcal{L}_{ds}, \quad (6)$$

where α is a weight parameter to balance these two terms. The whole network is updated with \mathcal{L}_{meta} and outer learning rate γ as described in Algorithm 1.

3.3 Target-specific Normalization

Batch normalization is a widely used normalization technique to ease gradient explosion and vanishing and improve model generalization. It normalizes features over channels so that each channel can preserve its semantic information. Given

Algorithm 1 Model-agnostic learning for generalizable semantic segmentation**Input** source data \mathcal{D}_{src} , network parametrized by θ, ϕ , hyperparameters η, α, γ **Output** the trained network

```

1: while not done do
2:   sample a mini-batch  $\mathcal{B}$  (i.e., a task) from  $\mathcal{D}_{src}$ 
3:   random split  $\mathcal{B}$  into meta-train  $\mathcal{B}_{tr}$  and meta-test data  $\mathcal{B}_{te}$ 
       $\mathcal{B}_{tr} \cap \mathcal{B}_{te} = \emptyset, \mathcal{B}_{tr} \cup \mathcal{B}_{te} = \mathcal{B}_{src}$ 
4:   compute domain-specific loss:  $\mathcal{L}_{ds} = \mathcal{L}(\mathcal{B}_{tr}; \theta, \phi)$ 
5:    $\theta' = \theta - \eta * \nabla_{\theta} \mathcal{L}_{ds}$ 
       $\phi' = \phi - \eta * \nabla_{\phi} \mathcal{L}_{ds}$ 
6:   compute domain-generalization loss:  $\mathcal{L}_{dg} = \mathcal{L}(\mathcal{B}_{te}; \theta', \phi')$ 
7:   obtain the overall loss:  $\mathcal{L}_{meta} = \mathcal{L}_{ds} + \alpha \mathcal{L}_{dg}$ 
8:    $\theta = \theta - \gamma * \nabla_{\theta} \mathcal{L}_{meta}$ 
       $\phi = \phi - \gamma * \nabla_{\phi} \mathcal{L}_{meta}$ 
9: end while

```

a feature $x \in \mathbb{R}^{N \times C \times H \times W}$, $x_{n,c,h,w}$ denotes the $n \times c \times w \times h$ -th element. BN first calculates its mean and variance in the current mini-batch:

$$\begin{aligned} \mu_c &= \frac{1}{NHW} \sum_{n=1}^N \sum_{h=1}^H \sum_{w=1}^W x_{n,c,w,h}; \\ \sigma_c^2 &= \frac{1}{NHW} \sum_{n=1}^N \sum_{h=1}^H \sum_{w=1}^W (x_{n,c,w,h} - \mu_c)^2. \end{aligned} \quad (7)$$

Then we normalize $x_{n,c,h,w}$ with those statistics in the training stage as follows:

$$\hat{x}_{n,c,h,w} = \frac{x_{n,c,h,w} - \mu_c}{\sqrt{\sigma_c^2 + \epsilon}} w_c + b_c. \quad (8)$$

The weight w_c and bias b_c are used to help the network recover the original feature if there is no need to normalize feature here. In the testing stage, the conventional deep learning methods do not use the inaccurate statistics of a mini-batch to conduct the batch normalization, which will degrade the generalization ability of the model. Besides, large training data can produce more accurate statistics than a small mini-batch. Therefore, the moving averages of $\hat{\mu}_c$ and $\hat{\sigma}_c^2$ in Eq.(9) are employed to cumulate the statistics in the whole training set, which is more accurate than a mini-batch.

$$\begin{aligned} \hat{\mu}_c &= \beta \mu_c + (1 - \beta) \hat{\mu}_c; \\ \hat{\sigma}_c^2 &= \beta \sigma_c^2 + (1 - \beta) \hat{\sigma}_c^2, \end{aligned} \quad (9)$$

where β is the momentum of moving average.

In the conventional supervised, semi-supervised, unsupervised and domain adaptation scenarios, we normally use the the mean and variance from Eq.(9) to conduct normalization for the testing data $y_{n,c,h,w}$ as follows:

$$\hat{y}_{n,c,h,w} = \frac{y_{n,c,h,w} - \hat{\mu}_c}{\sqrt{\hat{\sigma}_c^2 + \epsilon}} w_c + b_c. \quad (10)$$

However, in DG problem, the statistics in source domains is different from target domain due to the domain gap. Considering this fact, we propose the target-specific normalization (TN) to directly use the statistics of a mini-batch of target domain to normalize the features, instead of the cumulated statistics in source domains. Concretely, we obtain the new mean and variance for a mini-batch with M samples in the testing stage as follows:

$$\begin{aligned} \bar{\mu}_c &= \frac{1}{MHW} \sum_{n=1}^M \sum_{h=1}^H \sum_{w=1}^W y_{n,c,w,h}; \\ \bar{\sigma}_c^2 &= \frac{1}{MHW} \sum_{n=1}^M \sum_{h=1}^H \sum_{w=1}^W (y_{n,c,w,h} - \bar{\mu}_c)^2. \end{aligned} \quad (11)$$

Therefore, in the testing stage, Eq. (12) can be rewritten as below:

$$\hat{y}_{n,c,h,w} = \frac{y_{n,c,h,w} - \bar{\mu}_c}{\sqrt{\bar{\sigma}_c^2 + \epsilon}} w_c + b_c. \quad (12)$$

Remark. For the target-specific normalization (TN), we have some analysis and observations as follows: 1) In our experiments, we find that if we merely use the target-specific normalization on a model trained by the standard training method (*i.e.*, non-MLDG training scheme), TN cannot effectively improve the generalization ability of the model in the unseen target domain. 2) For the target-specific normalization in the testing stage if the size of a mini-batch is set as 1 (*i.e.*, $M = 1$), it equals to Instance Normalization. Besides, if $M > 1$, the different-sample combinations in a mini-batch might obtain different results. To address this issue, each experiment is repeated 5 times, and the average results are reported in the experimental section.

4 Experiments

In this section, we report both the quantitative and qualitative results in our evaluation. Specifically, we first describe the detail of datasets and implementation. Then, we extensively compare our method with state-of-the-art DG and UDA methods. Moreover, we conduct the ablation study to confirm the effectiveness of each module used in our framework. Lastly, we analyze the properties of our method systematically.

4.1 Dataset and Implementation Detail

Dataset. We totally introduced five semantic segmentation datasets including: Cityscapes [26], GTA5 [27], Synthia [28], IDD [29] and Mapillary [30] for the

evaluation. Note that all these five datasets have the same class space (*i.e.*, they have the same 19 classes). For the simplicity, the five domains are denoted as **G**, **S**, **I**, **M**, **C** for GTA5, Synthia, IDD, Mapillary and Cityscapes, respectively, in the following parts. The detail of each dataset is as follows:

- **Cityscapes (C)** is a large-scale real-world street scene dataset consists of 2,975 training, 500 validation and 1,525 testing images, respectively. All the images are high resolution with a size of 2048×1024 .
- **GTA5 (G)** is collected from the GTA5 game, resulting in accurate pixel-wise semantic labels. There are a total of 24,966 images with 1914×1052 .
- **Synthia (S)** comprises synthesized images that are generated by rendering a virtual city. We use a subset of this dataset called SYNTHIA-RAND-CITYSCAPES, including 9,400 images with the resolution as 1280×760 .
- **IDD (I)** is more diverse compared with cityscapes. The total 10,004 images are captured from Indian roads with the resolution as 1678×968 .
- **Mapillary (M)** is regarded as the largest dataset with a total of 25,000 high-resolution images. The images are collected from all over the world and taken from a diverse source of image capturing devices. The dataset contains 18,000 training images, 2,000 validation images, and 5,000 test images, respectively. The size of all these images is larger than 1920×2080 .

Implementation detail. We use ResNet-50 [31] pre-trained on ImageNet [32] in this work. Following the conventional semantic segmentation setting, we use a dilated version of ResNet, resulting in an output stride of 8. The inner and outer learning rate of η, γ is set to $1e-3$ and $5e-3$, respectively. The weight α is set to 1. We adopt the SGD optimizer, where the weight decay and momentum are set to 0.9 and $5e-4$, respectively. We employ Poly scheduler to decrease the outer learning rate with a weight of 0.9 . We adopt extensive online data augmentation methods, including random flip, random scales at the range of $[0.5, 2.0]$, random gaussian blur, and random crop with a size of 600×600 . We use mean IoU as our evaluation metric. The total training epoch is 120. At each iteration, the images are randomly sampled from each domain, forming the image size of $B \times D \times C \times H \times W$, where B, D, C, H, W are batch size, the number of domains, channels, height, and width, respectively. We use a batch size of 8 for training and 16 for testing. When applying target-specific normalization, due to the variance of statistics in a mini-batch, all results are averaged in five runs with different random seeds in the testing stage. We evaluate our method in the validation set if not mentioned.

4.2 Comparison with the States-of-the-arts

We compare our method with two state-of-the-art DG segmentation methods [7, 8]. These two methods use GTA5 as the source domain and Cityscapes as the target domain. IBN-Net [7] plugs instance normalization into ResNet to remove style information. The method in [8] augments GTA5 dataset with various styles transferred from ImageNet. Thus the performance in [8] is better due to the larger

Table 1. Comparison with state-of-the-arts on Cityscapes. Note that “AGG-4” and “AGG” represent the baseline in the “G+S+I+M \rightarrow C” task and the “G \rightarrow C” task.

Methods	Backbone	mIoU	\uparrow	Publication
AGG	Resnet-50	22.17	7.47	ECCV2018
IBN-Net [7]		29.64		
AGG	Resnet-50	32.45	4.97	ICCV2019
Yue <i>et al.</i> [8]		37.42		
AGG	Resnet-50	36.94	5.97	This paper
Our Method		42.91		
AGG-4	Resnet-50	55.65	4.44	This paper
Our Method		61.11		

dataset. For our method, we conduct experiments in two settings. The first one is using a similar setting with the literature [8]. The second one is using GTA5, Synthia, Mapillary, and IDD as source domains, *i.e.*, the “G+S+I+M \rightarrow C” task. We evaluate our method in the testing set of Cityscapes, as reported in Table 1. Note that “AGG” in this table denotes the baseline model. It uses the ResNet-50 as the backbone and is trained only in the source domain. “AGG-4” in Table 1 indicates the baseline in the second setting. Firstly, in the same setting, our method can significantly outperform the method in [8]. For example, based on the higher baseline (*i.e.*, (36.94 vs. 32.45)), our method can still obtain the more improvement (*i.e.*, (5.97 vs. 4.97)). Secondly, in the “G+S+I+M \rightarrow C” task, we gain a strong baseline. Moreover, the result can be further risen by 4.44% (61.11 vs. 55.65) on Cityscapes, which shows the efficacy of our method.

4.3 Comparison with Unsupervised Domain Adaptation Methods

To further exhibit the superiority of our method, we also compare our method with some unsupervised domain adaptation methods. The results are reported in Table 2, which is obtained by submitting the predictions in the testing set of Cityscapes. All these UDA methods are trained with labeled GTA5 or Synthia dataset and unlabeled Cityscapes dataset. To compare with them, due to the limitation of our methods that the number of source domains should bigger than 1, we train our model with both GTA5 and Synthia. As seen in Table 2, our method can achieve comparable performance to those UDA methods. Note that our method has two disadvantage factors. The one is that we only use ResNet-50 as the backbone, which is inferior to PSPNet [33] and Deeplabv2 [34]. Another one is that our method does not employ any data from the target domain to train the model. These disadvantages further highlight the superiority of our method. In addition, our method is more valuable than the UDA methods in the real-world application, because we do not need to collect any data from a new scenario (*i.e.*, the unseen target domain).

Table 2. Comparison to unsupervised domain adaptation methods. The first group methods and our method are in the “GTA5 \rightarrow Cityscapes” task. The second group methods are in the “Synthia \rightarrow Cityscapes” task.

Methods	Base model	road	sidewalk	building	wall	fence	pole	traffic light	traffic sign	vegetation	terrain	sky	person	rider	car	truck	bus	train	motorcycle	bicycle	mIoU
ROAD[35]	PSPNet	76.3	36.1	69.6	28.6	22.4	28.6	29.3	14.8	82.3	35.3	72.9	54.4	17.8	78.9	27.7	30.3	4.0	24.9	12.6	39.4
DCAN[36]	PSPNet	85.0	30.8	81.3	25.8	21.2	22.2	25.4	26.6	83.4	36.7	76.2	58.9	24.9	80.7	29.5	42.9	2.5	26.9	11.6	41.7
ROAD[35]	DeepLabv2	85.4	31.2	78.6	27.9	22.2	21.9	23.7	11.4	80.7	29.3	68.9	48.5	14.1	78.0	19.1	23.8	9.4	8.3	0.0	35.9
Tsai et al.[37]	DeepLabv2	86.5	36.0	79.9	23.4	23.3	23.9	35.2	14.8	83.4	33.3	75.6	58.5	27.6	73.7	32.5	35.4	3.9	30.1	28.1	42.4
Saleh et al.[38]	DeepLabv2	79.8	29.3	77.8	24.2	21.6	6.9	23.5	44.2	80.5	38.0	76.2	52.7	22.2	83.0	32.3	41.3	27.0	19.3	27.7	42.5
DCAN[36]	PSPNet	82.8	36.4	75.7	5.1	0.1	25.8	8.04	18.7	74.7	-	76.9	51.1	15.9	77.7	-	24.8	-	4.1	37.3	38.4
ROAD[36]	DeepLabv2	77.7	30.0	77.5	9.6	0.3	25.8	10.3	15.6	77.6	-	79.8	44.5	16.6	67.8	-	14.5	-	7.0	23.8	36.2
Tsai et al.[35]	DeepLabv2	84.3	42.7	77.5	9.3	0.2	22.9	4.7	7.0	77.9	-	82.5	54.3	21.0	72.3	-	32.2	-	18.9	32.3	40.0
Our method	ResNet-50	85.3	42.8	77.3	19.2	20.9	32.2	44.8	26.4	86.0	46.9	84.4	67.6	18.6	85.4	17.3	18.1	0.6	26.4	15.2	42.9

4.4 Ablation Study

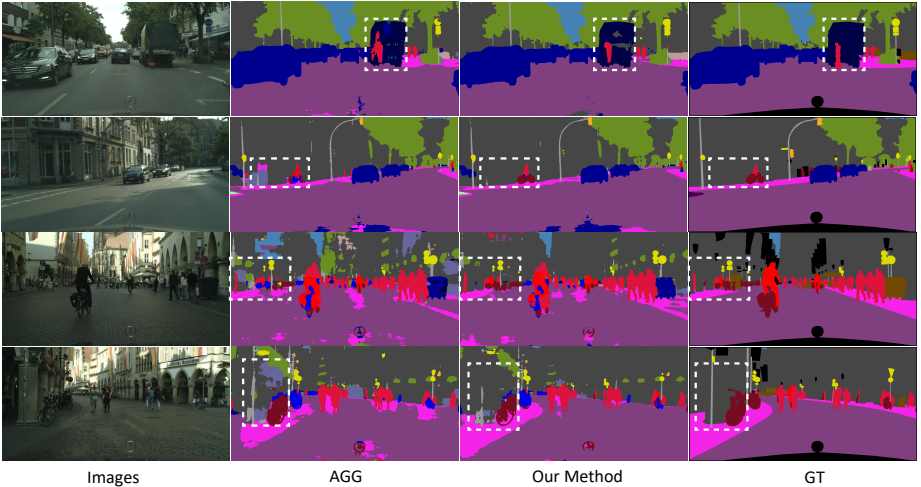


Fig. 3. Some visualization results from the validation set in Cityscapes.

To analyze the efficacy of each component, we perform an ablation study using four and three source domains, respectively. We report the experimental results in Table 3. Firstly, compared with “AGG”, “MLDG” can obtain better performance, especially for the model trained on four source domains. For example, for the “G+S+I+M \rightarrow C” task, we achieve improvement by 2.24% (55.95 vs. 53.71). Thus, this confirms the effectiveness of MLDG in DG semantic segmentation. Secondly, the results of “MLDG+TN” outperform “MLDG” in all tasks,

Table 3. Evaluation of the effectiveness of different modules in the proposed method. TN means adopt the target-normalization test.

Methods	G+S+I \rightarrow M	G+S+I \rightarrow C	G+S+I+C \rightarrow M	G+S+I+M \rightarrow C
AGG	49.26	48.31	52.89	53.71
AGG+TN	45.37	48.13	48.08	54.81
MLDG	49.00	48.64	53.85	55.95
MLDG+TN	50.20	51.15	54.92	57.69

which indeed validates that the target-specific module can enhance the ability of generalization in the unseen target domain. Lastly, we observe that the target-specific normalization benefits from the model trained by the model-agnostic learning scheme. Specifically, in the “G+S+I+C \rightarrow M” task, “MLDG+TN” improves “MLDG” by 1.07% (54.92 vs. 53.85), while “AGG+TN” has a inferior performance than “AGG”. This comparison demonstrates that using the model-agnostic learning skill and target-specific normalization together can achieve good performance in the generalizable semantic segmentation task. Some visual results from the model trained on four source domains are shown in Fig.3. As seen in the white bounding box, the segmentation results of our method are closer to the ground truth when compared to the AGG.

4.5 Further Analysis

In this paragraph, we conduct more experiments to further analyze the property of the proposed method from multiple different views.

Influence of the divided ratio of meta-train and meta-test. In MLDG, we need to split source domains into meta-train and meta-test domains, *e.g.*, we can split four source domains into three meta-train domains and one meta-test domain or one meta-train domain and three meta-test domains. To investigate the best option to split the four source domains, we enumerate the partition ratio of meta-train and meta-test, including “3:1”, “2:2” and “1:3”. The performance is shown in Table 4. As seen, the best option is to split the source domains into “2:2”. We hypothesize that the balanced partition scheme guarantees that both of the two models trained on meta-train and meta-test domains can relatively good performance, thus the final model can better generalize in unseen domains. For all the experiments with four source domains in this paper, we set meta-train and meta-test to 2 and 2. Besides, the meta-test procedure is critically important when comparing the results of the “3:1” to “1:3” (*i.e.*, using three source domains as meta-test produces better outcome), which imitates the process of domain generalization in the training stage. This meta-test step is also mainly different from the general training method that the model is directly trained using all source domains (*i.e.*, the baseline, AGG).

Evaluation of the batch size in target-specific normalization. In Eq.(11), the batch size M has an impact on the mean and variance. Thus we utilize different batch sizes to conduct the experiment and analyze the influence of

Table 4. Performance with the various divided ratios of meta-train and meta-test in the “G+S+I+M \rightarrow C” task. $n : m$ means source domains are split into n meta-train domains and m meta-test domains.

$n : m$	3:1	2:2	1:3
mIoU	54.38	55.95	55.41

different batch sizes in the testing stage. The experimental results are illustrated in Fig. 4. As seen in this figure, with the increasing of batch size, the performance gradually improves on the two models trained by AGG and MLDG. Note that when batch size is large enough, the performance almost has a steady tendency, which means the statistics are stable based on the large batch size. They could be approximated with the statistics from the overall testing set. In all experiments of this paper, we set the batch size as 16 in the testing stage. In addition, as seen from Fig. 4, although target-specific statistics increases the performance of the AGG model of batch size from 1 to 80, the result drops drastically when compared with the baseline of our method which uses the statistics from the training stage (*i.e.*, the conventional batch normalization). Furthermore, its improvement is also little when the batch size is small. Differently, when we apply target-specific statistics on the MLDG model, even the batch size of 1 can still be better than the baseline. This further demonstrates that MLDG can better show the superiority of the target-specific normalization in the generalizable semantic segmentation task. Therefore, leveraging them together is excellently critical in the proposed method.

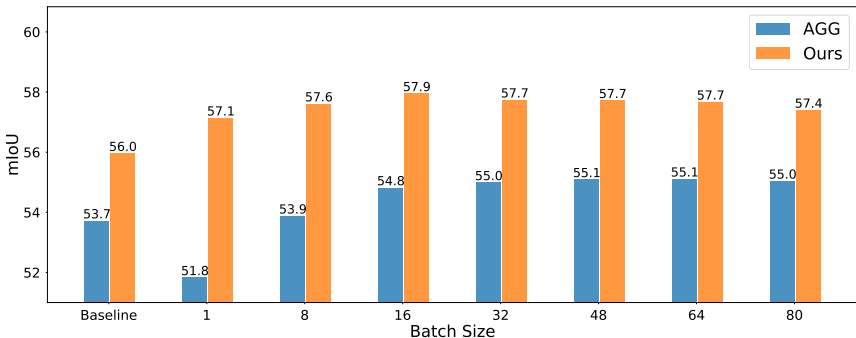


Fig. 4. The results with the various batch sizes in the “G+S+I+M \rightarrow C” task. Note that the baseline in this figure denotes the model without target-specific normalization.

Influence on the number of source domains. The number of source domains has a significant impact on the performance of DG. We conduct experiments using different numbers of source domains and utilize Cityscapes as the target domain. The results are reported in Table 5. As seen, the more source domains can achieve better performance. Besides, we observe that if the source

domains have a similar domain with the target domain, the DG method can obtain significant improvement. For example, images from both GTA5 (G) and Synthia (S) are synthetic, and the images from IDD (I) and Mapillary (M) are collected from the real scenario, which are closer to the real dataset Cityscapes (C). Thus, the outcome from “G+S \rightarrow C” to “G+S+I \rightarrow C” has a larger advance than the performance from “G \rightarrow C” to “G+S \rightarrow C”.

Table 5. Experimental results with different numbers of source domains. Note that Cityscapes is utilized as target domain.

Source domain	G	G+S	G+S+I	G+S+I+M
mIoU	29.33	38.51	51.15	57.94

Analysis on meta-learning and target-specific normalization. To further give prominence to the property of our method, we analyze the experimental results from the source domain perspective. We report the results in Table 6. According to the comparison between the top group (“AGG” and “AGG+TN”) and the bottom group (“MLDG” and “MLDG+TN”), the target-specific normalization cannot only enhance the generalizable ability in the unseen target domain but also improve the performance in source domains on the MLDG model. However, when utilizing the TN on the AGG model, the performance has a large deterioration in source domains. We suppose that the model-agnostic scheme can guide a model to better focus on the domain-shared part, while the domain-specific characteristic depends on the mean and variance of a domain.

Table 6. Performance in source and target domains of the “G+S+I+M \rightarrow C” task.

Methods	Target	Source			
	Cityscapes	IDD	Mapillary	Synthia	GTA5
AGG	53.71	60.42	57.63	59.49	56.73
AGG+TN	54.81	56.89↓	52.82↓	53.22↓	49.15↓
MLDG	55.95	59.98	55.83	62.02	57.09
MLDG+TN	57.94	63.69	59.30	64.32	55.74

5 Conclusion

In this paper, we develop a novel domain generalization method to handle the generalizable semantic segmentation task, which jointly exploits the meta-learning training skill and the target-specific normalization from the model training and the data-distribution discrepancy perspectives. By extensive evaluation, the efficacy of the proposed method is thoroughly validated from multiple different views. Besides, we get an interesting observation that the model trained

by the model-agnostic learning skill can better highlight the advantage of the target-specific normalization in semantic segmentation of domain generalization. In future work, we will further explore the reason for the above observation and develop a better solution for the DG semantic segmentation.

References

1. Muandet, K., Balduzzi, D., Schölkopf, B.: Domain generalization via invariant feature representation. In: ICML. (2013)
2. Zhang, Y., Qiu, Z., Yao, T., Liu, D., Mei, T.: Fully convolutional adaptation networks for semantic segmentation. In: CVPR. (2018)
3. Chen, Y.C., Lin, Y.Y., Yang, M.H., Huang, J.B.: Crdoco: Pixel-level domain transfer with cross-domain consistency. In: CVPR. (2019)
4. Hoffman, J., Tzeng, E., Park, T., Zhu, J.Y., Isola, P., Saenko, K., Efros, A.A., Darrell, T.: Cycada: Cycle-consistent adversarial domain adaptation. arXiv:1711.03213 (2017)
5. Chang, W.L., Wang, H.P., Peng, W.H., Chiu, W.C.: All about structure: Adapting structural information across domains for boosting semantic segmentation. In: CVPR. (2019)
6. Sun, R., Zhu, X., Wu, C., Huang, C., Shi, J., Ma, L.: Not all areas are equal: Transfer learning for semantic segmentation via hierarchical region selection. In: CVPR. (2019)
7. Pan, X., Luo, P., Shi, J., Tang, X.: Two at once: Enhancing learning and generalization capacities via ibn-net. In: ECCV. (2018)
8. Yue, X., Zhang, Y., Zhao, S., Sangiovanni-Vincentelli, A., Keutzer, K., Gong, B.: Domain randomization and pyramid consistency: Simulation-to-real generalization without accessing target domain data. In: ICCV. (2019)
9. Li, D., Yang, Y., Song, Y.Z., Hospedales, T.M.: Learning to generalize: Meta-learning for domain generalization. In: AAAI. (2018)
10. Gong, R., Li, W., Chen, Y., Gool, L.V.: Dlow: Domain flow for adaptation and generalization. In: CVPR. (2019)
11. Goodfellow, I., Pouget-Abadie, J., Mirza, M., Xu, B., Warde-Farley, D., Ozair, S., Courville, A., Bengio, Y.: Generative adversarial nets. In: NeurIPS. (2014)
12. Rahman, M.M., Fookes, C., Baktashmotlagh, M., Sridharan, S.: Correlation-aware adversarial domain adaptation and generalization. PR (2019)
13. Li, Y., Tian, X., Gong, M., Liu, Y., Liu, T., Zhang, K., Tao, D.: Deep domain generalization via conditional invariant adversarial networks. In: ECCV. (2018)
14. Seo, S., Suh, Y., Kim, D., Han, J., Han, B.: Learning to optimize domain specific normalization for domain generalization. arXiv:1907.04275 (2019)
15. Bousmalis, K., Trigeorgis, G., Silberman, N., Krishnan, D., Erhan, D.: Domain separation networks. In: NeurIPS. (2016)
16. DInnocente, A., Caputo, B.: Domain generalization with domain-specific aggregation modules. In: GCPR. (2018)
17. Balaji, Y., Sankaranarayanan, S., Chellappa, R.: Metareg: Towards domain generalization using meta-regularization. In: NeurIPS. (2018)
18. Li, Y., Yang, Y., Zhou, W., Hospedales, T.M.: Feature-critic networks for heterogeneous domain generalization. arXiv:1901.11448 (2019)
19. Li, D., Zhang, J., Yang, Y., Liu, C., Song, Y.Z., Hospedales, T.M.: Episodic training for domain generalization. In: ICCV. (2019)

20. Dou, Q., de Castro, D.C., Kamnitsas, K., Glocker, B.: Domain generalization via model-agnostic learning of semantic features. In: NeurIPS. (2019)
21. Finn, C., Abbeel, P., Levine, S.: Model-agnostic meta-learning for fast adaptation of deep networks. In: ICML. (2017)
22. Ioffe, S., Szegedy, C.: Batch normalization: Accelerating deep network training by reducing internal covariate shift. arXiv:1502.03167 (2015)
23. Ulyanov, D., Vedaldi, A., Lempitsky, V.: Instance normalization: The missing ingredient for fast stylization. arXiv:1607.08022 (2016)
24. Chang, W.G., You, T., Seo, S., Kwak, S., Han, B.: Domain-specific batch normalization for unsupervised domain adaptation. In: CVPR. (2019)
25. Nam, H., Kim, H.E.: Batch-instance normalization for adaptively style-invariant neural networks. In: NeurIPS. (2018)
26. Cordts, M., Omran, M., Ramos, S., Rehfeld, T., Enzweiler, M., Benenson, R., Franke, U., Roth, S., Schiele, B.: The cityscapes dataset for semantic urban scene understanding. In: CVPR. (2016)
27. Richter, S.R., Vineet, V., Roth, S., Koltun, V.: Playing for data: Ground truth from computer games. In: ECCV. (2016)
28. Ros, G., Sellart, L., Materzynska, J., Vazquez, D., Lopez, A.: The SYNTHIA Dataset: A large collection of synthetic images for semantic segmentation of urban scenes. In: CVPR. (2016)
29. Varma, G., Subramanian, A., Namboodiri, A., Chandraker, M., Jawahar, C.: Idd: A dataset for exploring problems of autonomous navigation in unconstrained environments. In: WACV. (2019)
30. Neuhold, G., Ollmann, T., Rota Bulò, S., Kotschieder, P.: The mapillary vistas dataset for semantic understanding of street scenes. In: ICCV. (2017)
31. He, K., Zhang, X., Ren, S., Sun, J.: Deep residual learning for image recognition. In: CVPR. (2016)
32. Deng, J., Dong, W., Socher, R., Li, L.J., Li, K., Fei-Fei, L.: Imagenet: A large-scale hierarchical image database. In: CVPR. (2009)
33. Zhao, H., Shi, J., Qi, X., Wang, X., Jia, J.: Pyramid scene parsing network. In: CVPR. (2017)
34. Chen, L.C., Papandreou, G., Kokkinos, I., Murphy, K., Yuille, A.L.: Deeplab: Semantic image segmentation with deep convolutional nets, atrous convolution, and fully connected crfs. TPAMI (2017)
35. Chen, Y., Li, W., Van Gool, L.: Road: Reality oriented adaptation for semantic segmentation of urban scenes. In: CVPR. (2018)
36. Wu, Z., Han, X., Lin, Y.L., Gokhan Uzunbas, M., Goldstein, T., Nam Lim, S., Davis, L.S.: Dcan: Dual channel-wise alignment networks for unsupervised scene adaptation. In: ECCV. (2018)
37. Tsai, Y.H., Hung, W.C., Schuster, S., Sohn, K., Yang, M.H., Chandraker, M.: Learning to adapt structured output space for semantic segmentation. In: CVPR. (2018)
38. Saleh, F.S., Aliakbarian, M.S., Salzmann, M., Petersson, L., Alvarez, J.M.: Effective use of synthetic data for urban scene semantic segmentation. In: ECCV. (2018)