

Two almost-circles, and two real ones

Zoltán Kovács¹

The Private University College of Education of the Diocese of Linz
Salesianumweg 3, A-4020 Linz, Austria
zoltan@geogebra.org

Abstract. Implicit locus equations in GeoGebra allow the user to do experiments with generalization of the concept of ellipses, namely with n -ellipses. By experimenting we obtain a geometric object that is very similar to a set of two circles.

Keywords: n -ellipse, lemniscate of Booth, Viviani's theorem, van Schooten's theorem, GeoGebra, computer algebra, computer aided mathematics education, automated theorem proving, elimination, absolute factorization, true on parts

1 GeoGebra: a symbolic tool to generalize concepts

GeoGebra [7] is a well known dynamic geometry software package with millions of users worldwide. One of its main purposes is to visualize geometric invariants. Recently GeoGebra has been supporting investigation of geometric constructions also symbolically by exploiting the strength of the embedded computer algebra system (CAS) *Giac* [11]. A possible use of the embedded CAS is automated reasoning [13]. In this paper a particular use of the implicit locus derivation feature [1] is shown, by using the command `LocusEquation` with two inputs: a Boolean expression and the sought mover point. For example, given an arbitrary triangle ABC with sides a , b and c , entering `LocusEquation(a==b,C)` results in the perpendicular bisector d of AB , that is, if C is chosen to be an element of d , then the condition $a = b$ is satisfied.

Obtaining implicit loci is a new method in GeoGebra to get interesting facts on classic theorems. These facts have deep connections to algebraic curves which usually describe generalization of the classic results. Sometimes it is computationally difficult to obtain the curves quickly enough, but some recent improvements in Giac's elimination algorithm opened the road to very effectively investigate a large number of geometric constructions [9, 10] including *Hofeld's 35th problem* [6, 9], a generalization of the *Steiner-Lehmus theorem* [9, 17] or *the right triangle altitude theorem* [1], among many others.

We need to admit that the possibility to generalize well known theorems is a consequence of using *unordered geometry* [2, p. 97] in the applied tools and theories. In unordered geometry one cannot designate only the expression of sums of given quantities like the lengths of a segment, so the signed quantities will be considered at the same time. (See [2, p. 59] for an example on irreducible

problems and indistinguishable cases.) Therefore we obtain a larger set of points (that is, an *extended locus*) for the resulting algebraic curve as expected. The obtained set may be inconvenient in some cases (since the output differs from the expected result), but it can be still fruitful to get some interesting generalizations.

2 A generalization of the definition of ellipse

Let us consider fixed points A_1, A_2, \dots, A_n and a fixed segment with length s in the plane. We are searching for all points P such that

$$\sum_{i=1}^n |A_i P| = s.$$

In case $n = 1$ the obtained set is a circle with center A_1 and radius s , in case $n = 2$ we obtain an ellipse with foci A_1 and A_2 and major axis s . In a recent publication [3] by Árpád Fekete the geometry of the case $n = 3$ is observed by coloring the various curves for fixed points A_1, A_2, A_3 and various segments with length s (see Fig. 1).

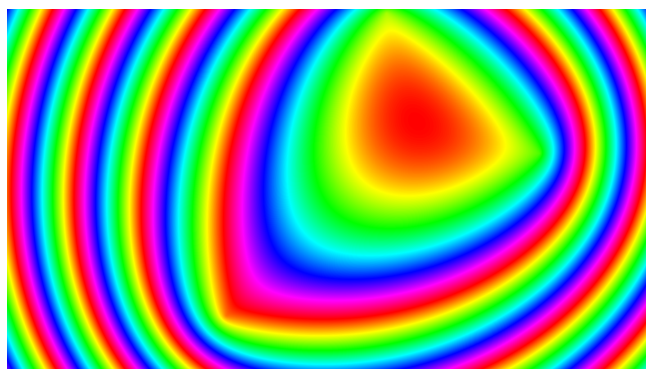


Fig. 1. A set of curves with fixed points A_1, A_2, A_3 and various segments s

This idea is, however, already studied by many others. The first appearance is at J.C. Maxwell's work [18], but it is called also *n-ellipse* by Sekino, and by Nie, Parrilo and Sturmfels [19], *multifocal ellipse* by Erdős and Vincze, *polyellipse* by Melzak and Forsyth, and *eggipse* by Sahadevan, among others.

By using GeoGebra's `LocusEquation` command one can easily produce a single curve (see Fig. 2), under the assumption $A_1 = (0, 2)$, $A_2 = (1, 0)$, $A_3 = (2, 0)$ and $s = 4$. In this case GeoGebra can also compute an algebraic equation of the curve, namely $E(x, y) = 9x^8 + 9y^8 + 36x^2y^6 + 54x^4y^4 + 36x^6y^2 - 72x^7 - 48y^7 - 72xy^6 - 144x^2y^5 - 216x^3y^4 - 144x^4y^3 - 216x^5y^2 - 48x^6y -$

$$220 x^6 - 372 y^6 + 480 x y^5 - 964 x^2 y^4 + 960 x^3 y^3 - 812 x^4 y^2 + 480 x^5 y + 2136 x^5 + 1712 y^5 + 1656 x y^4 + 2080 x^2 y^3 + 3792 x^3 y^2 + 368 x^4 y + 446 x^4 + 2846 y^4 - 8256 x y^3 + 5452 x^2 y^2 - 7104 x^3 y - 14424 x^3 - 6928 y^3 - 22008 x y^2 + 688 x^2 y + 4980 x^2 + 3132 y^2 + 17376 x y + 27720 x + 3600 y - 14175 = 0.$$

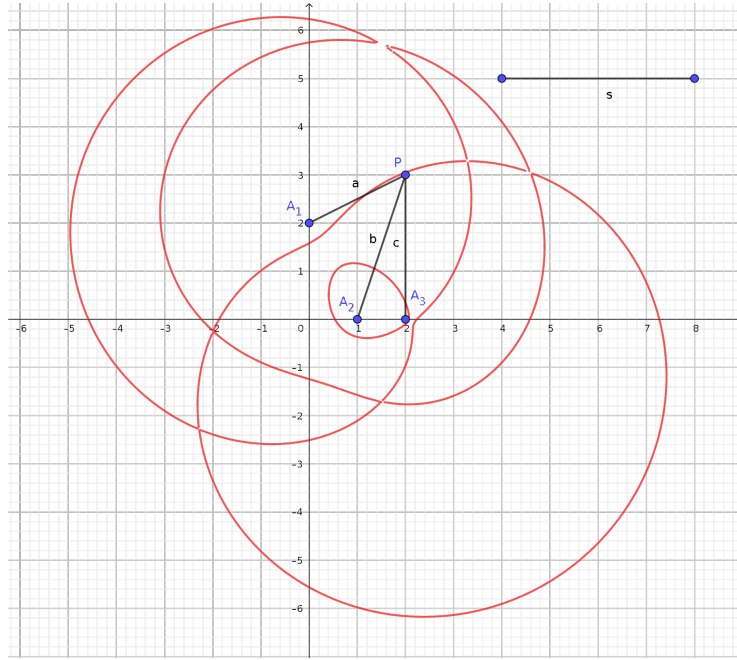


Fig. 2. GeoGebra's output on $\text{LocusEquation}(a + b + c = s, P)$

Visually it is obvious that the output consists of 4 different geometric shapes, so a factorization seems to be useful. By using *Maple's* `evala(AFactor(...))` command (or by using Singular's [4] absolute factorization library [5] which is freely available for all readers) we can learn that the polynomial $E(x, y)$ is irreducible over \mathbb{C} . In fact, as [19, Lemma 2.1] proves, in all non-degenerate cases the obtained polynomial is of degree 2^3 and irreducible over \mathbb{Q} .

By considering the introductory comments and the paper [12], it seems clear that the internal loop belongs to the expression $a + b + c = s$, while the others to some similar but signed expressions like $a + b - c = s$, $a - b + c = s$ and $-a + b + c = s$. Theoretically also the expressions $a - b - c = s$, $-a + b - c = s$ and $-a - b - c = s$ could occur, but some geometrical observations disallow those cases. (In fact, in other setups the latter three cases can also occur, see below in Fig. 7.) The union of all these curves is our extended locus.

Nie, Parrilo and Sturmfels give a very similar example as seen in Fig. 1 (see [19, Fig. 3]), by expressing that all curves are smooth, except those that

contain either A_1 , A_2 or A_3 . Also, colored set of curves are shown (in [Fig. 4] nie-parrilo-sturmfels), similarly to Fig. 2. In addition, they explain why the three extra curves appear in the extended locus. By using the same notions, we will say that GeoGebra displays the Zariski-closure of a 3-ellipse in Fig. 2. The length of segment s can also be called *radius* of an n -ellipse, and the points A_1, \dots, A_n will be called its *foci*.

3 Two almost-circles

By selecting different positions for foci A_1, A_2, A_3 and different radii for s we can obtain a geometrically rich set of objects. The online GeoGebra applet <https://www.geogebra.org/m/tuf3uzf9> can be used by the reader for own experiments. According to [19], the appearing curves are of 8th grade in all cases, except the degenerate ones, for example, the setup $A_1 = (-1, 0)$, $A_2 = (0, 0)$, $A_3 = (1, 0)$, $s = 0$ produces a quartic curve that looks like a lemniscate (Fig. 3), having the equation $L(x, y) = 3x^4 + 6x^2y^2 - 12x^2 + 3y^4 + 4y^2 = 0$. By checking the web page <https://en.wikipedia.org/wiki/Hippopede> and learning that the equation $L(x, y)/3 = 0$ is equivalent to $(x^2 + y^2)^2 = 4x^2 - \frac{4}{3}y^2$, we identify the obtained curve as a *lemniscate of Booth*.

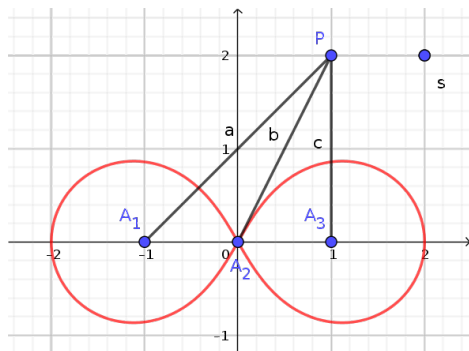


Fig. 3. An interesting output for $A_1 = (-1, 0)$, $A_2 = (0, 0)$, $A_3 = (1, 0)$, $s = 0$, a lemniscate of Booth

Some interesting outputs of the 8th grade curve can be found, among others, for setups $A_1 = (-1, 0)$, $A_2 = (1, 0)$, $A_3 = (0, \sqrt{3})$, $s = 4$ (see Fig. 4) and $A_1 = (-1, 0)$, $A_2 = (0, 0)$, $A_3 = (1, 0)$, $s = 1$ (see Fig. 5).

For the former setup (in Fig. 4) we can also learn that, even if the extended curve is just one loop, different parts of the loop belong to different signed sums. By using a technique “dynamic coloring” described in [16] we can assign RGB components to the signs appearing in the sums, namely, “red” for the sign of $|A_1P|$, “green” for the sign of $|A_2P|$ and “blue” for the sign of $|A_3P|$ in the

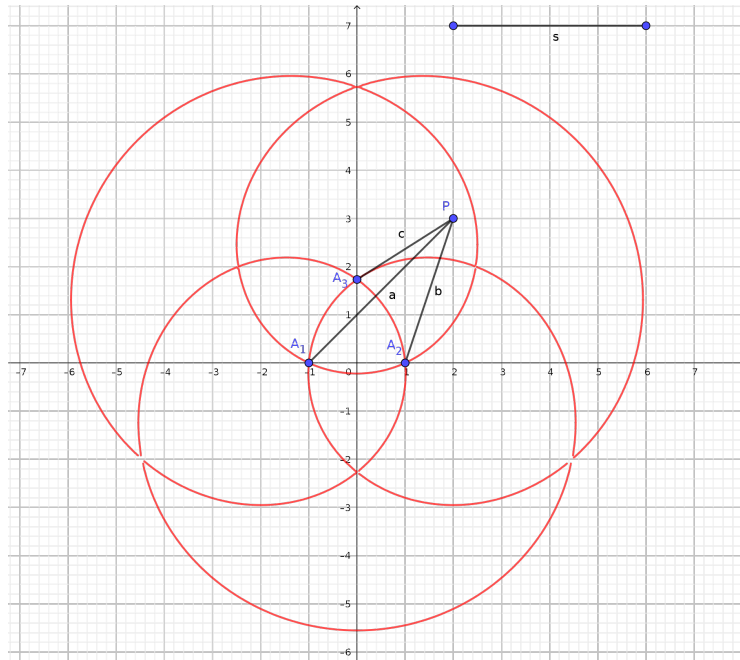


Fig. 4. An interesting output for $A_1 = (-1, 0)$, $A_2 = (1, 0)$, $A_3 = (0, \sqrt{3})$, $s = 4$

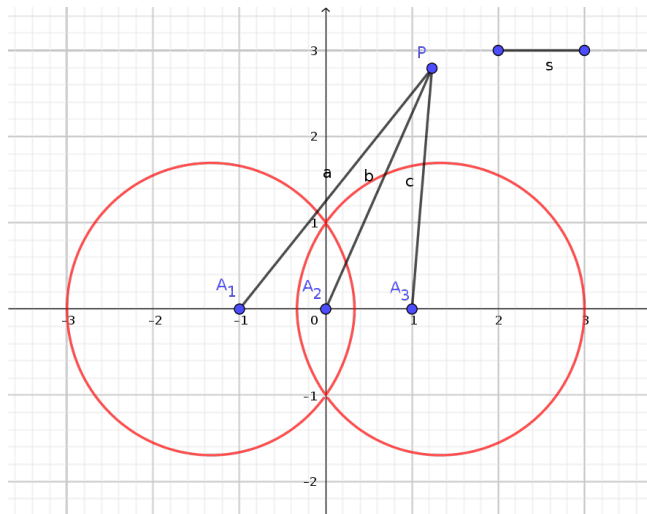


Fig. 5. Another interesting output for $A_1 = (-1, 0)$, $A_2 = (0, 0)$, $A_3 = (1, 0)$, $s = 1$

signed sum

$$\sum_{i=1}^3 \pm |A_i P|.$$

A $-$ sign adds an RGB component, while a $+$ sign removes it. For example, the signed sum $+|A_1 P|+|A_2 P|-|A_3 P|$ corresponds to $+\text{red}+\text{green}-\text{blue}$, that is, red and green are not used, only blue. On the other hand, the signed sum $-|A_1 P|-|A_2 P|+|A_3 P|$ corresponds to $-\text{red}-\text{green}+\text{blue}$, that is, red and green are used (but not blue) which means yellow in the RGB system. With this kind of coloring the black color corresponds to the unsigned 3-ellipse (which is typically the internal loop or the very internal part of the extended locus). See Fig. 6 and 7. Also, a GeoGebra applet is available at <https://www.geogebra.org/m/bxqa4j9b> where each setup can be tried out by the user.

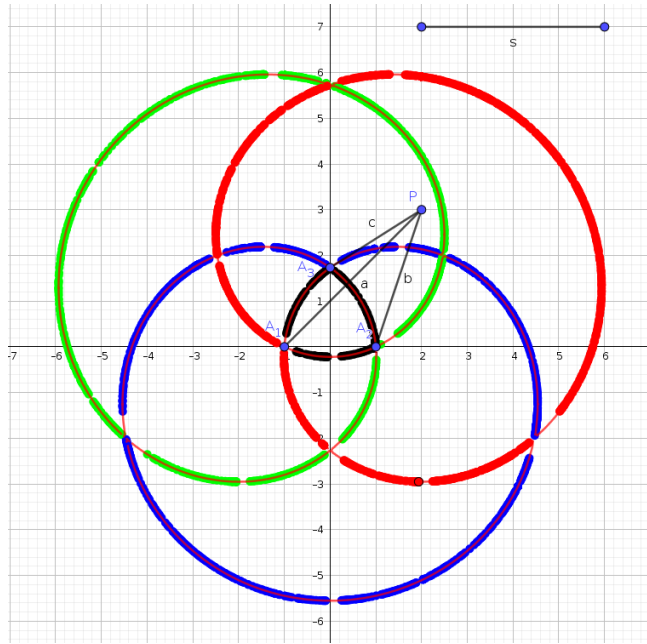


Fig. 6. Dynamic coloring for $A_1 = (-1, 0)$, $A_2 = (1, 0)$, $A_3 = (0, \sqrt{3})$, $s = 4$

Surprisingly enough, the curve in Fig. 5 looks like a union of two circles. Factorization, however, does not suggest this conjecture, because the obtained polynomial, $C(x, y) = 9x^8 + 9y^8 + 36x^2y^6 + 54x^4y^4 + 36x^6y^2 - 100x^6 - 4y^6 - 108x^2y^4 - 204x^4y^2 + 182x^4 - 10y^4 - 84x^2y^2 - 100x^2 - 4y^2 + 9$, is irreducible over \mathbb{C} .

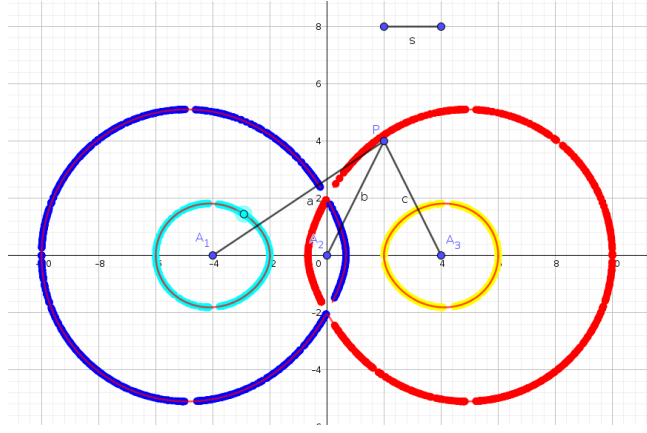


Fig. 7. Dynamic coloring for $A_1 = (-4, 0)$, $A_2 = (0, 0)$, $A_3 = (4, 0)$, $s = 1$

We can actually prove the fact that Fig. 5 does not correspond to two circles. Let us assume the contrary, that is, the right curve is a circle. Clearly, points $D = (-1/3, 0)$ and $E = (1, 0)$ are on the extended locus, because $-|A_1D| + |A_2D| + |A_3D| = -2/3 + 1/3 + 4/3 = 1$ and $-|A_1E| + |A_2E| + |A_3E| = -4 + 3 + 2 = 1$. So we need to assume that the right circle has center $(\frac{3-1/3}{2}, 0) = (4/3, 0)$ and radius $5/3$. (See Fig. 8.)

When considering point $F' = (0, 1)$ (this situation is *not* shown in Fig. 8) we can still be optimistic. Indeed, $-|A_1F'| + |A_2F'| + |A_3F'| = -\sqrt{2} + 1 + \sqrt{2} = 1$, and F' is lying on the circle since $\sqrt{1^2 + (4/3)^2} = 5/3$. On the other hand, the point $F = (1.8, 1.6) = (9/5, 8/5)$ lies on the circle but not on the extended locus: $\sqrt{(\frac{9}{5} - \frac{4}{3})^2 + (\frac{8}{5})^2} = 5/3$, $-\sqrt{(1.8 - (-1))^2 + 1.6^2} + \sqrt{1.8^2 + 1.6^2} + \sqrt{(1.8 - 1)^2 + 1.6^2} = -\sqrt{10.4} + \sqrt{5.8} + \sqrt{3.2} \approx 0.972270 < 1$. Nevertheless, this is still below an error of 3%. In general, the error is always below 3.429%.

4 Two real circles

Viviani's well known theorem for planar triangles states that *the sum of the distances from any interior point to the sides of an equilateral triangle equals the length of the triangle's altitude*.

A minor modification of Viviani's theorem can lead to a statement that involves indeed two circles. We refer here to [9, Fig. 7] that already reports this result by automated reasoning. Here we repeat a similar kind of proof by using GeoGebra 5.0.575.0 in three different ways. Namely,

Proposition 1. *Let $A_1A_2A_3$ be a regular triangle. The locus of points P such that $|A_1P| + |A_2P| = |A_3P|$ is a circular arc of the circumcircle of $A_1A_2A_3$.*

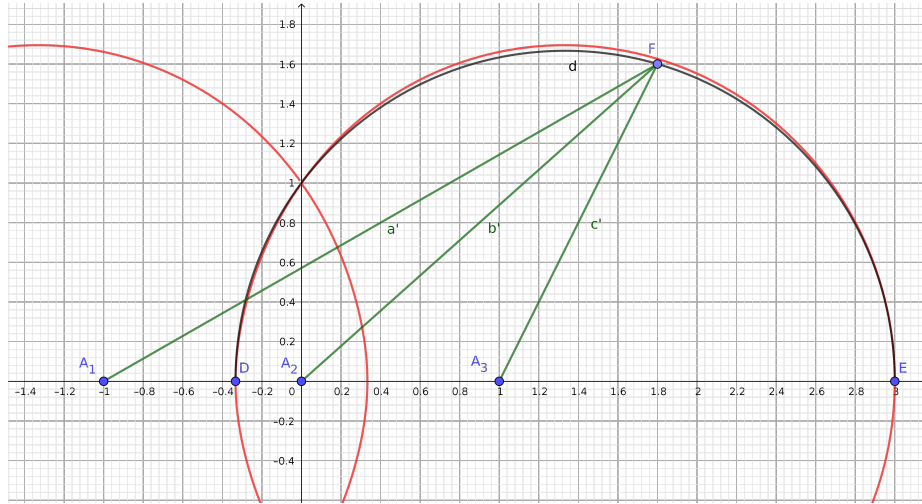


Fig. 8. A sketch that explains the situation for the two non-circles, a black semicircle is also drawn to express the difference

This proposition is often called *van Schooten's theorem* [21].

For a symbolic proof we refer to the GeoGebra construction in Fig. 9: a regular triangle is constructed via the Regular Polygon tool, and the command `LocusEquation(a + b == c, P)` is issued after P , a , b and c are defined. Notably, the output is a union of *two* circles. The reason behind this is that the regular triangle is ambiguous: the point A_3 can actually be on the other side of segment A_1A_2 . The locus equation is $D(x, y) = 3x^4 + 3y^4 + 6x^2y^2 - 6x^2 - 10y^2 + 3 = 0$, and its factorized form is

$$D(x, y) = 3 \left(x^2 + y^2 + \frac{2}{3}\sqrt{3}y - 1 \right) \cdot \left(x^2 + y^2 - \frac{2}{3}\sqrt{3}y - 1 \right)$$

that clearly corresponds to a union of two circles. In fact, it is the Zariski-closure of the circular arc over \mathbb{Q} .

Another way to prove the same statement in GeoGebra is to draw the circumcircle of a regular triangle $A_1A_2A_3$ and put a point P' on it, then, by connecting it with A_1 , A_2 and A_3 , respectively, we get segments with length e , f and g . Now the command `ProveDetails(e + f == g)` gives the output `{true, {"A1 = A2", "e = f + g", "f = e + g"}}` which can be interpreted in the following complex algebraic geometrical way:

Proposition 2. *Let $A_1A_2A_3$ be a regular triangle. The locus of points P such that $|A_1P| + |A_2P| = |A_3P|$ is the circumcircle of $A_1A_2A_3$, except those points on the circle such that $A_1 = A_2$, $|A_1P| = |A_2P| + |A_3P|$ or $|A_2P| = |A_1P| + |A_3P|$.*

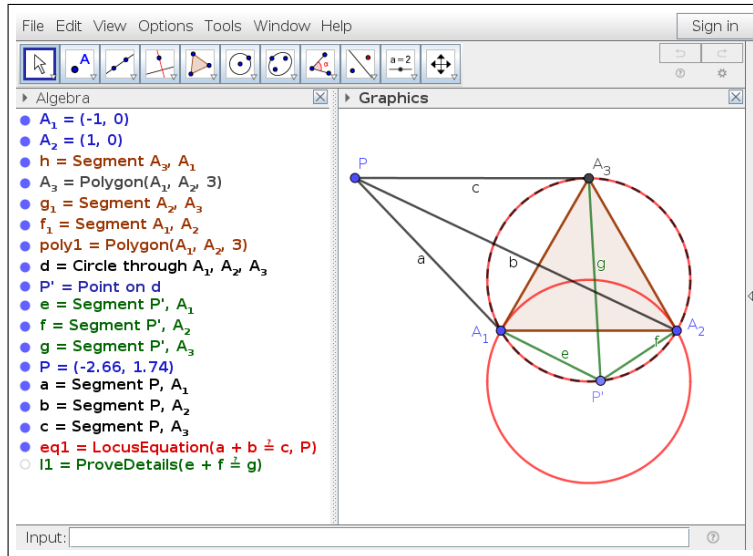


Fig. 9. Construction protocol for proving Proposition 1 with GeoGebra

A third method is to enter the command `Relation(e + f, g)` and obtain the result as shown in Fig. 10, and then, by pressing the button “More...”, getting the information given in Fig. 11.

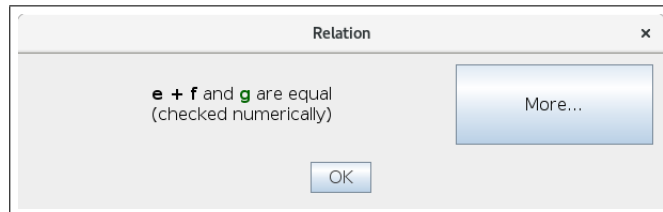


Fig. 10. Performing a numerical check in GeoGebra

For the meaning of “true on parts, false on parts” we refer to [14], but roughly speaking, this means that the case $e + f = g$ covers the generally observed equation $e \pm f \pm g = 0$ just partly.

At the end of this section we give references to two simple elementary proofs. One is based on using Ptolemy’s theorem and available at Wikipedia [21]. The other one is Viglione’s idea that was published as a “proof without words” in [20]. A GeoGebra applet explaining it in more detailed is available at <https://www.geogebra.org/m/kwgp4abk>.

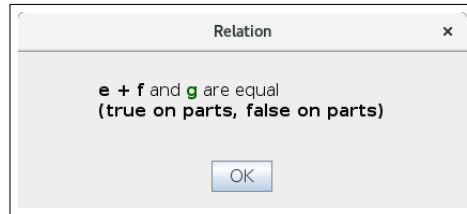


Fig. 11. Performing a symbolic check in GeoGebra

Finally we note that van Schooten’s theorem is about a special case of a 3-ellipse, namely with points $A_1 = (-1, 0)$, $A_2 = (1, 0)$, $A_3 = (0, \sqrt{3})$, and radius $s = 0$, with the remark that the sum is a *signed* one.

5 Pedagogical implications

Today’s technology is ready to answer very difficult questions quickly if the problem is entered in a suitable way. GeoGebra’s recent capabilities allow the user—including the student—to find challenging curves with very little efforts. The output is sometimes surprisingly similar to well-known geometric objects and the difference cannot be told in a trivial way.

The same issue may occur on simpler challenges as well. Here we refer to string art parabolas (that look like a circle, see Fig. 12 and [8]), some concrete setups of Wittgenstein’s rod (that look like ellipses, but they are of the 6th degree, see Fig. 13, available at <https://tinyurl.com/wittgensteins-rod> as a GeoGebra activity) and several other sextic curves that are defined by 4-bar linkages (they partially look like straight lines, see Fig. 14 for an example of both a seemingly straight line and a seemingly perfect circular arc). For this latter case we refer to a recent paper [15] that describes linkages that can be constructed manually with LEGO parts and also via a computer program to study their motions. In fact, all of these almost-curves can be created with just a couple of steps when using a dynamic geometry system like GeoGebra.

Today’s mathematics teachers should be warned about these similarities and the lack of matches. Luckily, technology is ready enough to help distinguishing between correct and erroneous conclusions.

6 Acknowledgments

The author was partially supported by a grant MTM2017-88796-P from the Spanish MINECO (Ministerio de Economía y Competitividad) and the ERDF (European Regional Development Fund).

The author is grateful to Árpád Fekete and Noah Dana-Picard for several comments on a preliminary version of this paper. Special thanks to Carlos Ueno for his important suggestions that improved the paper significantly.

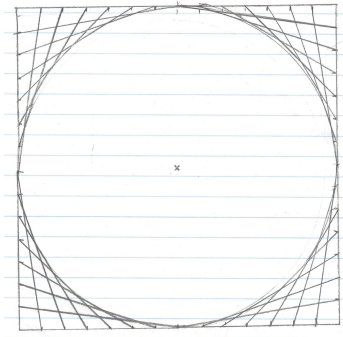


Fig. 12. Strings that define a union of four parabolas

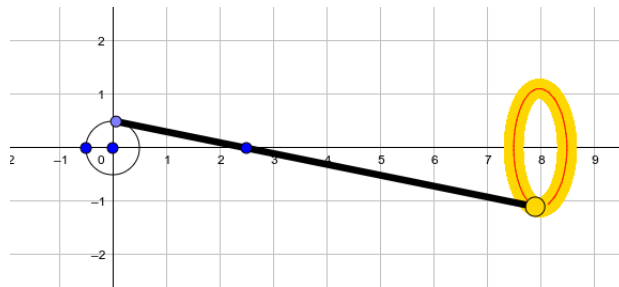


Fig. 13. A setup of Wittgenstein's rod




Fig. 14. Chebyshev's linkage built as a LEGO construction

References

1. Abánades, M., Botana, F., Kovács, Z., Recio, T., Sólyom-Gecse, C.: Development of automatic reasoning tools in GeoGebra. *ACM Commun. Comput. Algebra* **50**, 85–88 (2016)
2. Chou, S.C.: Mechanical geometry theorem proving. Kluwer Academic Publishers Norwell, MA, USA (1987)
3. Fekete, Á.: Happy PI day (International Day of Mathematics), with some pictures. <https://recreationmath.blogspot.com/2020/03/happy-pi-day-international-day-of.html> (2020)
4. Decker, W., Greuel, G.-M., Pfister, G., Schönemann, H.: SINGULAR 4-1-2 — A computer algebra system for polynomial computations. <http://www.singular.uni-kl.de> (2019)
5. Decker, W., Lecerf, G., Pfister, G.: `absfact.lib`. A SINGULAR 4-1-2 library for computing absolute factorization for characteristic 0 (2019)
6. Hašek, R., Kovács, Z., Zahradník, J.: Contemporary interpretation of a historical locus problem with the use of computer algebra. In: Kotsireas, I.S., Martínez-Moro, E., eds.: Applications of Computer Algebra: Kalamata, Greece, July 20–23 2015. Volume 198 of Springer Proceedings in Mathematics & Statistics, 191–205. Springer (2017)
7. Hohenwarter, M.: GeoGebra: Ein Softwaresystem für dynamische Geometrie und Algebra der Ebene. Master’s thesis, Paris Lodron University, Salzburg, Austria (2002)
8. Kovács, Z.: No, this is not a circle! CoRR, abs/1704.08483v2 (2017)
9. Kovács, Z.: Real-time animated dynamic geometry in the classrooms by using fast Gröbner basis computations. *Mathematics in Computer Science* **11**, 351–361 (2017)
10. Kovács, Z.: Achievements and Challenges in Automatic Locus and Envelope Animations in Dynamic Geometry. *Mathematics in Computer Science* **13**, 131–141 (2019)
11. Kovács, Z., Parisse, B.: Giac and GeoGebra – improved Gröbner basis computations. In Gutierrez, J., Schicho, J., Weimann, M., eds.: Computer Algebra and Polynomials. Lecture Notes in Computer Science, 126–138. Springer (2015)
12. Kovács, Z., Recio, T., Sólyom-Gecse, C.: Rewriting input expressions in complex algebraic geometry provers. *Annals of Mathematics and Artificial Intelligence* **85**(2–4), 73–87 (2019)
13. Kovács, Z., Recio, T., Vélez, M.P.: Using Automated Reasoning Tools in GeoGebra in the Teaching and Learning of Proving in Geometry. *International Journal of Technology in Mathematics Education* **25**(2), 33–50 (2018)
14. Kovács, Z., Recio, T., Vélez, M.P.: Detecting truth, just on parts. *Revista Matemática Complutense* **32**, 451–474 (2019)
15. Kovács, Z., Recio, T., Vélez, M.P.: Reasoning about linkages with dynamic geometry. *Journal of Symbolic Computation* **97**, 16–30 (2020)
16. Losada, R.: El color dinámico en GeoGebra. *La Gaceta de la Real Sociedad Matemática Española* **17**(3), 525–457 (2014)
17. Losada, R., Recio, T., Valcarce, J.L.: On the automatic discovery of Steiner-Lehmus generalizations. In: Proceedings of ADG’2010, Lecture Notes in Computer Science, 171–174. Springer, München (2010)
18. Maxwell, J.C.: Paper on the Description of Oval Curves. The Scientific Letters and Papers of James Clerk Maxwell: 1846-1862 (February 1846)

19. Nie, J., Parrilo, P.A., Sturmfels, B.: Semidefinite representation of the k -ellipse. In: Algorithms in Algebraic Geometry, I.M.A. Volumes in Mathematics and its Applications 146, 117–132. Springer, New York (2008)
20. Viglione, R.: Proof Without Words: van Schooten’s Theorem. Mathematics Magazine **89**(2), 132. (2016)
21. Wikipedia contributors: Van Schooten’s theorem — Wikipedia, The Free Encyclopedia. https://en.wikipedia.org/w/index.php?title=Van_Schooten%27s_theorem&oldid=933874367 (2020)