

A VARIATIONAL LAGRANGIAN SCHEME FOR A PHASE FIELD MODEL: A DISCRETE ENERGETIC VARIATIONAL APPROACH

CHUN LIU* AND YIWEI WANG*

Abstract. In this paper, we propose a variational Lagrangian scheme for a modified phase-field model, which has same equilibrium states with the original Allen-Cahn type model. Our discretization is based on a prescribed energy-dissipation law in terms of the flow map. By employing a discrete energetic variational approach, this scheme preserves the variational structure of the original energy-dissipation law and is energy stable. Plentiful numerical tests show that, by choosing the initial value properly, our methods can produce the desired equilibrium and capture the thin diffuse interface with a small number of mesh points.

1. Introduction. Phase field models, i.e., diffuse interface models, have been a successful tool in studying interfacial dynamics [28]. Due to the important applications in physics, biology, material science and image processing [14, 28, 15, 25, 50, 7, 8], there is substantial interest in developing efficient numerical methods for phase-field models [39, 30, 29, 21, 34, 53, 55, 65, 52, 51].

From a modeling perspective, phase-field models can be classified into two categories, known as Allen-Cahn type [2] and Cahn-Hilliard type [9]. The Allen-Cahn type models are typical examples of L^2 -gradient flows [52], while the Cahn-Hilliard type models, which are concerned with a conserved quantity, are examples of H^1 -diffusions [32]. Although numerical methods for both types of phase-field models are well developed [39, 53, 52, 24], most of them are *Eulerian methods*, which solve the equation of the “phase” function φ in a fixed grid [53]. In order to resolve the thin diffuse interface, one must have mesh sizes much smaller than the width of the thin diffuse interface [59, 45, 24], which requires huge computational efforts. This difficulty is often handled by using adaptive mesh techniques [49, 1] or moving mesh approaches [29, 21, 53, 55].

The main purpose of this paper is to propose a variational Lagrangian scheme for a modified phase-field model, which has same equilibrium states with the original Allen-Cahn type model. The approach presented here can be extended to other L^2 -gradient flows. Compared with Eulerian methods, Lagrangian methods, which are often self-adaptive, have potential advantages for problems involving singularity, sharp interface and free boundary. Recently, there has been an increasing interest in applying Lagrangian schemes to generalized diffusions, such as the porous medium equation and nonlinear Fokker-Plank equations [12, 64, 13, 37, 11, 43, 10, 40]. However, it is more difficult to construct Lagrangian schemes for L^2 -gradient flows, like Allen-Cahn equation. Unlike generalized diffusions, which have natural variational structures on the Lagrangian maps [27, 37, 10, 40], the variational structures of L^2 -gradient flows are on the physical variables defined in the Eulerian coordinates. Moreover, as a drawback of all Lagrangian methods, the meshes of Lagrangian solutions may become too skew, which not only influence the accuracy of the solution, but also may result in premature termination of Lagrangian calculations [35].

In order to overcome these difficulties, we first propose an energy-dissipation law for a phase-field model, given by

$$(1.1) \quad \frac{d}{dt} \int_{\Omega} W(\varphi, \nabla \varphi) d\mathbf{x} = - \int_{\Omega} \gamma |\varphi_t|^2 + \nu |\nabla \mathbf{u}|^2 d\mathbf{x},$$

*Department of Applied Mathematics, Illinois Institute of Technology, Chicago, IL 60616, USA
(cliu124@iit.edu, ywang487@iit.edu)

where φ is a “phase” function satisfying a transport equation

$$(1.2) \quad \varphi_t + \nabla \varphi \cdot \mathbf{u} = 0,$$

\mathbf{u} is the effective velocity associated with the Lagrangian map, and $W(\varphi, \nabla \varphi)$ is the mixture energy density. This model is inspired by phase-field models of mixture of two incompressible fluids [68, 36, 1]. For $\nu = 0$, this model employs the same energy-dissipation law of Allen-Cahn type models. So one can view (1.1) as a modified Allen-Cahn type model. The additional term in the dissipation part of (1.1) can be viewed as a regularization term on Lagrangian maps, which plays an essential role in calculations. It is obvious that such modification would only change the dynamics of the system when approaching the equilibrium states, which are also equilibria of the original Allen-Cahn type model.

By employing an energetic variational approach, we can obtain the corresponding PDE of this system, given by

$$(1.3) \quad \begin{cases} -\nu \Delta \mathbf{u} + \gamma (\nabla \varphi \otimes \nabla \varphi) \mathbf{u} = -\nabla \cdot \left(\frac{\partial W}{\partial \nabla \varphi} \otimes \nabla \varphi - W(\varphi, \nabla \varphi) \mathbf{I} \right) \\ \varphi_t + \nabla \varphi \cdot \mathbf{u} = 0, \end{cases}$$

subject to suitable initial and boundary conditions. Formally, it is straightforward to reformulate (1.1) and (1.3) in terms of a Lagrangian map and its time derivative. Hence, based on the energy-dissipation law (1.1), we can construct a variational-structure-preserved Lagrangian scheme by employing a discrete energetic variational approach [40].

The rest of this paper is organized as follows. We first give a detailed description to our phase-field model in the next section. Then we construct our variational Lagrangian scheme by a discrete energetic variational approach in Sect. 3. Plentiful numerical tests to validate our methods are shown in Sect. 4.

2. Model development. In this section, we give a detailed description of our phase-field model by an energetic variational approach [38, 32], including the motivation of proposing the energy-dissipation law (1.1).

2.1. Energetic Variational Approach. An energetic variational approach, originated from pioneering work of Onsager [46, 47] and Rayleigh [54] provides a general framework to determine the dynamics of system from a prescribed energy-dissipation law through two distinct variational processes: Least Action Principle (LAP) and Maximum Dissipation Principle (MDP) [38, 32]. During the last decade, this approach has been successfully applied to build up many mathematical models in physics, chemistry and biochemistry [28, 38, 56, 26, 32, 61].

For an isothermal closed system, an energy-dissipation is given by

$$(2.1) \quad \frac{d}{dt} E^{\text{total}}(t) = -2\mathcal{D}(t),$$

which is the consequence of the first and second laws of thermodynamics [32]. Here E^{total} is the total energy, which is the sum of the Helmholtz free energy \mathcal{F} and the kinetic energy \mathcal{K} , and $2\mathcal{D}$ is the rate of energy dissipation. The Least Action Principle states that the equation of motion for a Hamiltonian system can be derived from the variation of the action functional $\mathcal{A}(\mathbf{x}) = \int_0^T \mathcal{K} - \mathcal{F} dt$ with respect to the flow maps \mathbf{x} (the trajectory in Lagrangian coordinates) if applicable [4, 32], i.e.,

$$(2.2) \quad \delta \mathcal{A} = \int_0^T \int_{\Omega(t)} (f_{\text{inertial}} - f_{\text{conv}}) \cdot \delta \mathbf{x} d\mathbf{x} dt.$$

It gives a unique procedure to derive the conservative forces for the system. On the other hand, for a dissipative system ($\mathcal{D} \geq 0$), the dissipative force can be obtained by minimization of the dissipation functional \mathcal{D} with respect to the “rate” \mathbf{x}_t in the regime of linear response [20], known as Onsager’s Maximum Dissipation Principle (MDP), i.e.,

$$(2.3) \quad \delta\mathcal{D} = \int_{\Omega(t)} f_{\text{diss}} \cdot \delta\mathbf{x}_t \, d\mathbf{x}.$$

Hence, the force balance condition ($f_{\text{inertial}} = f_{\text{conv}} + f_{\text{diss}}$) results in

$$(2.4) \quad \frac{\delta\mathcal{D}}{\delta\mathbf{x}_t} = \frac{\delta\mathcal{A}}{\delta\mathbf{x}},$$

which is the dynamics of the system. We refer the reader to [32] for more detailed descriptions of energetic variational approaches and we only consider systems without kinetic energy, i.e. $\mathcal{K} = 0$, throughout this paper.

2.2. Energetic variational approaches to phase-field models. From an energetic variational viewpoint, Allen-Cahn and Cahn-Hilliard type of models, provide a dynamics to minimize the mixture energy

$$(2.5) \quad \mathcal{F}[\varphi, \nabla\varphi] = \int_{\Omega} W(\varphi, \nabla\varphi) d\mathbf{x},$$

for φ in some admissible set \mathcal{H} subject to some boundary conditions on $\partial\Omega$. Here,

$$(2.6) \quad \varphi = \begin{cases} 1 & \text{Phase 1} \\ -1 & \text{Phase 2,} \end{cases}$$

is a “phase” function that introduced to identify the two phases, $W(\varphi, \nabla\varphi)$ is the mixture energy density given by

$$(2.7) \quad W(\varphi, \nabla\varphi) = \frac{1}{2} |\nabla\varphi|^2 + V(\varphi),$$

where $V(\varphi)$ is the interfacial (potential) energy that often taken as a double-well potential

$$(2.8) \quad V(\varphi) = \frac{1}{4\epsilon^2} (\varphi^2 - 1)^2.$$

Different phase-field models can be derived by different choices of admissible sets \mathcal{H} and dissipation functional $2\mathcal{D}$.

In Allen-Cahn type models, \mathcal{H} is often chosen to be $H^1(\Omega)$ with a suitable boundary conditions, and the energy-dissipation law is given by

$$(2.9) \quad \frac{d}{dt} \mathcal{F}(\varphi, \nabla\varphi) = - \int_{\Omega} \frac{1}{\gamma} |\varphi_t|^2 d\mathbf{x},$$

where $\gamma > 0$ is the constant of the dissipation rate [32]. We take $\gamma = 1$ in the following. The energy-dissipation law (2.9) can be viewed as a gradient flow dynamics on the phase function $\varphi(\mathbf{x}, t)$. According to the general framework of an energetic variational

approach, the corresponding gradient flow equation can be derived by first performing LAP with respect to φ and MDP with respect to φ_t :

$$(2.10) \quad \begin{aligned} \text{LAP} : \frac{\delta \mathcal{A}}{\delta \varphi} &= -\frac{\delta \mathcal{F}}{\delta \varphi} = \nabla \cdot \frac{\partial W}{\partial \nabla \varphi} - \frac{\partial W}{\partial \varphi}, \\ \text{MDP} : \frac{\delta \frac{1}{2} \mathcal{D}}{\delta \varphi_t} &= \varphi_t, \end{aligned}$$

where we assume all boundary terms vanish due to the given boundary condition. Then the force balance equation (2.4) leads to an Allen-Cahn type equation

$$(2.11) \quad \varphi_t = \nabla \cdot \frac{\partial W}{\partial \nabla \varphi} - \frac{\partial W}{\partial \varphi}.$$

A stationary solution of the Allen-Cahn type equation satisfies the Euler-Lagrangian equation of the functional (2.5), i.e.,

$$(2.12) \quad \frac{\delta W}{\delta \varphi} - \nabla \cdot \left(\frac{\delta W}{\delta \nabla \varphi} \right) = 0.$$

The above derivation performs an energetic variational approach in terms of φ and φ_t . We call this is an **Eulerian approach**, in which we can view φ as generalized coordinate in the system [22]. There is an alternative way to derive a dynamic of the system, known as the **Lagrangian approach** [32]. Instead of studying the evolution of phase function $\varphi(\mathbf{x}, t)$ directly, the Lagrangian approach study the evolution of a *Lagrangian map*, or *flow map*, $\mathbf{x}(\mathbf{X}, t)$ for given initial condition $\varphi_0(\mathbf{X})$. For fixed t , $\mathbf{x}^t(\mathbf{X}) = \mathbf{x}(\mathbf{X}, t)$ is a diffeomorphism between the initial domain Ω^0 and the current domain Ω^t , known as a *deformation map* [58, 33]. For fixed \mathbf{X} , $\mathbf{x}(\mathbf{X}, t)$ is the trajectory of the particle labeled by \mathbf{X} . We can view $\mathbf{X} \in \Omega^0$ are Lagrangian coordinates and $\mathbf{x} \in \Omega^t$ are Eulerian coordinates.

For the given flow map $\mathbf{x}(\mathbf{X}, t)$, we can define the “velocity” in Eulerian coordinate, $\mathbf{u}(\mathbf{x}(\mathbf{X}, t), t)$ as

$$(2.13) \quad \mathbf{u}(\mathbf{x}(\mathbf{X}, t), t) = \mathbf{x}_t(\mathbf{X}, t).$$

Another important quantity associated with $\mathbf{x}(\mathbf{X}, t)$ is the deformation tensors $F(\mathbf{X}, t)$, defined by

$$(2.14) \quad F(\mathbf{X}, t) = \nabla_{\mathbf{X}} \mathbf{x}(\mathbf{X}, t),$$

which carries all the information about how the physical quantity φ transport with the flow. Since $\mathbf{x}(\mathbf{X}, t)$ is a one-to-one map between Ω^0 and Ω^t for fixed t , we can enforce $\det F(\mathbf{X}, t) > 0$, which means the map $\mathbf{x}(\mathbf{X}, t)$ is orientation-preserving for $\forall t$ [33].

In order to get the equation of $\mathbf{x}(\mathbf{X}, t)$, we shall impose the kinematic relation to the physical quantity φ . Then the dynamics of $\varphi(\mathbf{x}(\mathbf{X}, t), t)$ will be totally determined by the dynamics of the flow map $\mathbf{x}(\mathbf{X}, t)$. For Allen-Cahn type models, it is often assumed that φ satisfies

$$(2.15) \quad \varphi(\mathbf{x}(\mathbf{X}, t), t) = \varphi_0(\mathbf{X}),$$

where $\varphi_0(\mathbf{X})$ is the initial condition. One can view (2.15) as a composition between φ_0 and inverse flow map $\mathbf{X}^{-1}(\mathbf{x}, t)$ at time t , that is

$$(2.16) \quad \varphi(\mathbf{x}, t) = \varphi_0 \circ \mathbf{X}^{-1}(\mathbf{x}, t).$$

From the kinematic equation (2.15), we have

$$(2.17) \quad 0 = \frac{d}{dt} \varphi(\mathbf{x}(\mathbf{X}, t), t) = \partial_t \varphi + \nabla \varphi \cdot \mathbf{u}.$$

Hence, $\varphi(\mathbf{x}, t)$ satisfies scalar transport equation

$$(2.18) \quad \partial_t \varphi + \mathbf{u} \cdot \nabla \varphi = 0,$$

in Eulerian coordinates.

REMARK 2.1. *The above transport relation (2.18) is the macroscopic transport on the microscopic variable φ , which might only be valid locally. The complicated phase evolution, such as interface merging or pinching off, which is the consequences of microscopic evolution of φ , cannot be described by this kinematic.*

Within the kinematic (2.15), $\varphi(\mathbf{x})$ is determined by $\mathbf{x}(\mathbf{X}, t)$ for given $\varphi_0(\mathbf{X})$. Hence, we can propose a energy-dissipation law in terms of $\mathbf{x}(\mathbf{X}, t)$ and $\mathbf{x}_t(\mathbf{X}, t)$ to characterize the local dynamics of the system, that is

$$(2.19) \quad \frac{d}{dt} \mathcal{F}[\mathbf{x}] = -2\mathcal{D}[\mathbf{x}, \mathbf{x}_t],$$

where

$$(2.20) \quad \mathcal{F}[\mathbf{x}] = \int_{\Omega_0} W(\varphi_0, F^{-T} \nabla_{\mathbf{X}} \varphi_0) \det F d\mathbf{X},$$

and $2\mathcal{D}[\mathbf{x}, \mathbf{x}_t] \geq 0$ is the rate of energy dissipation. The energy-dissipation law (2.19) can be viewed as a generalized gradient flow of the flow map $\mathbf{x}(\mathbf{X}, t)$. Since we are only concerned with equilibria of the system, the choice of dissipation only effects the dynamics approaching to equilibria. We'll discuss this later.

The evolution equation of the flow map $\mathbf{x}(\mathbf{X}, t)$ can be derived by employing an energetic variational approach, that is

$$(2.21) \quad \frac{\delta \mathcal{D}}{\delta \mathbf{x}_t} = -\frac{\delta \mathcal{F}}{\delta \mathbf{x}},$$

where [See Appendix for the detailed computation]

$$(2.22) \quad \frac{\delta \mathcal{F}}{\delta \mathbf{x}} = \nabla \cdot \left(\frac{\partial W}{\partial \nabla \varphi} \otimes \nabla \varphi - W(\varphi, \nabla \varphi) \mathbf{I} \right).$$

A stationary solution in the Lagrangian approach satisfies

$$(2.23) \quad \nabla \cdot \left(\frac{\partial W}{\partial \nabla \varphi} \otimes \nabla \varphi - W(\varphi, \nabla \varphi) \mathbf{I} \right) = 0.$$

REMARK 2.2. *The Lagrangian approach minimizes the mixture energy in the admissible set*

$$(2.24) \quad \mathcal{Q} = \{\varphi(\mathbf{x}) \mid \varphi(\mathbf{x}) = \varphi_0 \circ \mathbf{X}^{-1}(\mathbf{x}), \mathbf{X}^{-1} : \Omega \rightarrow \Omega^0\},$$

which is smaller than the Eulerian approach. So it is subtle to choose a suitable φ_0 to get a desired equilibrium. For the classical Allen-Cahn equation, since $|\varphi| \leq 1$, it is not difficult to choose a proper φ_0 . In general, φ_0 can be obtained by some Eulerian approach. We can also update φ_0 during the evolution of the flow map.

REMARK 2.3. If φ is a conserved quantity that satisfies

$$(2.25) \quad \frac{d}{dt} \int_{\Omega} \varphi(\mathbf{x}, t) d\mathbf{x} = 0,$$

then the kinematic equation is given by

$$(2.26) \quad \varphi(\mathbf{x}(\mathbf{X}, t), t) = \frac{\varphi_0(\mathbf{X})}{\det F}.$$

This is the kinematic for the Cahn-Hilliard type equation, which can be viewed as a generalized diffusion with the energy-dissipation law given by [41]

$$(2.27) \quad \frac{d}{dt} \int_{\Omega} W(\varphi, \nabla \varphi) d\mathbf{x} = - \int_{\Omega} \varphi^2 |\mathbf{u}|^2 d\mathbf{x}.$$

Both Allen-Cahn and Cahn-Hilliard equations types are driven by the same mixture energy (2.5), but the kinematic and dissipation mechanisms are different.

Although the equations for the stationary solutions obtained by the Eulerian approach (variation on the phase variable $\varphi(\mathbf{x}, t)$) and the Lagrangian approach (variation with respect to the domain) look different [(2.12) and (2.23)], formally one can easily show that [39]:

THEOREM 2.1. For a given energy functional (2.5), all smooth (regular enough) solutions of the Euler-Lagrangian equation:

$$(2.28) \quad -\nabla \cdot \left(\frac{\partial W}{\partial \nabla \varphi} \right) + \frac{\partial W}{\partial \varphi} = 0$$

also satisfy the equation

$$(2.29) \quad \nabla \cdot \left(\frac{\partial W}{\partial \nabla \varphi} \otimes \nabla \varphi - W \mathbf{I} \right) = 0.$$

This result indicates connection between variation with respect to φ and the variation with respect to flow map through Legendre transform [39]. Theoretically, all equilibria in the Eulerian approach can be obtained from the Lagrangian approach with a proper choice $\varphi_0(\mathbf{X})$. However, for a given $\varphi_0(\mathbf{X})$, the Lagrangian approaches and Eulerian approaches may not end up with the same equilibrium.

2.3. Dissipation Functional. In this subsection, we discuss the choice of dissipation functional for Lagrangian approaches to phase-field models. The different choices of dissipation provide different dynamics approaching equilibria of the system. Since we may have multiple equilibria for the free energy like (2.5) [67], different dynamics may end up with different equilibria for given $\varphi_0(\mathbf{X})$.

By using the kinematic relation (2.16) and (2.18), the energy dissipation law for the gradient flow (2.9) can be reformulated in terms of $\mathbf{x}(\mathbf{X}, t)$ and $\mathbf{x}_t(\mathbf{X}, t)$, that is

$$(2.30) \quad \frac{d}{dt} \mathcal{F}[\mathbf{x}] = - \int_{\Omega} |\nabla \phi \cdot \mathbf{u}|^2 d\mathbf{x}$$

for given initial condition $\varphi_0(\mathbf{X})$. The equation of the flow map $\mathbf{x}(\mathbf{X}, t)$ can be obtained via a standard energetic variational approach, which is

$$(2.31) \quad (\nabla \varphi \otimes \nabla \varphi) \mathbf{u} = - (\nabla \varphi \otimes \nabla \varphi - W(\varphi, \nabla \varphi) \mathbf{I}).$$

In a recent work [16], the authors study numerical methods for equation (2.31) in one-dimension by discretizing $\mathbf{x}(\mathbf{X}, t)$ directly. Their results show that the dynamics (2.31) can capture the thin diffuse interfaces of Allen-Cahn type equations with a small number of mesh points in 1D. However, the energy-dissipation law (2.30) may not be suitable for Lagrangian calculations, especially for high dimensions $d \geq 2$. Indeed, since $\nabla\varphi \otimes \nabla\varphi$ is a rank one matrix, $\nabla\varphi \otimes \nabla\varphi$ is not an invertible matrix for $d \geq 2$, so \mathbf{u} is not well-defined everywhere. Moreover, even for one-dimensional cases, $\nabla\varphi \otimes \nabla\varphi$ is almost zero in non-interfacial regions, which restricts the choice of φ_0 .

The degeneracy of the equation (2.31) motivates us to consider a different dissipation functional by adding a new term, that is

$$(2.32) \quad \mathcal{D} = \frac{1}{2} \int_{\Omega} |\nabla\phi \cdot \mathbf{u}|^2 + \nu |\nabla\mathbf{u}|^2 d\mathbf{x},$$

where ν is a constant. By a direct computation, for such an energy-dissipation law, the dynamics of the system is given by

$$(2.33) \quad -\nu \Delta \mathbf{u} + (\nabla\varphi \otimes \nabla\varphi) \mathbf{u} = -\nabla \cdot (\nabla\varphi \otimes \nabla\varphi - W(\varphi, \nabla\varphi) \mathbf{I}),$$

which gives us the equation of the flow map $\mathbf{x}(\mathbf{X}, t)$ in Lagrangian coordinates. The energy-dissipation law (2.32) fixes the degeneracy of $\nabla\varphi \otimes \nabla\varphi$. Moreover, from a computational perspective, $\nu |\nabla\mathbf{u}|^2$ can be viewed as a regularization term to the flow map $\mathbf{x}(\mathbf{X}, t)$, which controls the quality of mesh generated by the flow map.

In Lagrangian coordinates, (2.32) can be written as

$$(2.34) \quad \mathcal{D}[\mathbf{x}, \mathbf{x}_t] = \frac{1}{2} \int_{\Omega^0} \left| (F^{-T} \nabla_{\mathbf{X}} \varphi_0) \cdot \mathbf{x}_t \right|^2 + \nu |\nabla_{\mathbf{X}} \mathbf{x}_t F^{-1}|^2 \det F d\mathbf{X}.$$

In order to simplify the numerical implementation, we replace $|\nabla_{\mathbf{X}} \mathbf{x}_t F^{-1}|^2$ by $|\nabla_{\mathbf{X}} \mathbf{x}_t|$ in the following. Then the equation for flow map $\mathbf{x}(\mathbf{X}, t)$ is given by

$$(2.35) \quad \begin{aligned} & -\nu \Delta_{\mathbf{X}} \mathbf{u} + ((F^{-T} \nabla_{\mathbf{X}} \varphi_0) \otimes (F^{-T} \nabla_{\mathbf{X}} \varphi_0)) \mathbf{u} \\ & = -\nabla_{\mathbf{X}} ((F^{-T} \nabla_{\mathbf{X}} \varphi_0) \otimes (F^{-T} \nabla_{\mathbf{X}} \varphi_0) - W(\varphi_0, F^{-T} \nabla_{\mathbf{X}} \varphi_0) \mathbf{I}) : F^{-1}, \end{aligned}$$

subject to the initial condition $\mathbf{x}(\mathbf{X}, 0) = \mathbf{X}$ and a suitable boundary condition, where $A : B = \sum_{j,k=1}^n A_{ijk} B_{jk}$ for $A \in \mathbb{R}^{n \times n \times n}$ and $B \in \mathbb{R}^{n \times n}$.

REMARK 2.4. *It is worth mentioning that the additional terms in both (2.32) and (2.34) are not physically unacceptable viscosity for compressible fluids, and we add them into the dissipation functional is only for the numerical purpose. More specifically, let*

$$(2.36) \quad \mathbf{x}^*(\mathbf{X}, t) = R(t) \mathbf{x}(\mathbf{X}, t),$$

According to the frame-indifference, we should have

$$(2.37) \quad \mathcal{D}(\mathbf{x}, \mathbf{x}_t) = \mathcal{D}(\mathbf{x}^*, \mathbf{x}_t^*).$$

Note

$$\nabla_{\mathbf{x}^*} \mathbf{u}^* = \dot{R} R^{-1} + R \nabla_{\mathbf{x}} \mathbf{u} R^{-1}, \quad \nabla_{\mathbf{X}} \mathbf{u}^* = \dot{R} F + R \nabla_{\mathbf{X}} \mathbf{u},$$

hence, it is easy to show that the additional terms in both (2.32) and (2.34) conflict with the frame-indifference. For compressible flow, a physically acceptable viscosity in the dissipation is often taken as

$$(2.38) \quad \mathcal{D} = \int \nu \left| \frac{1}{2}(\nabla \mathbf{u} + (\nabla \mathbf{u})^T) \right|^2 + \left(\zeta - \frac{2}{3}\nu \right) |\nabla \cdot \mathbf{u}|^2 d\mathbf{x},$$

where $\nu > 0$ and $\eta > 0$. We refer the reader to [3, 19] for more detailed discussions.

At the end of this section, We should emphasize the above derivation is rather formal, in which we assume the flow map exists at least locally. The goal of this paper is designing some Lagrangian schemes that preserve the above variational structures in a discrete level. More analysis are certainly need to show the existence of flow map. We refer the interesting reader to [27, 18] for some theoretical results on some related but different systems.

3. Numerical Scheme. In this section, we construct our variational Lagrangian scheme for the phase-field model with the energy-dissipation law (1.1) by a discrete energetic variational approach [40]. Instead of considering a particular weak form of the flow map equation (2.35), a discrete energetic variational approach, which performs an energetic variational approach in a semi-discrete level, derives a “semi-discrete equation” that preserves the variational structure from a discrete energy-dissipation law directly. By introducing a proper temporal discretization to the “semi-discrete equation”, we can construct an energy stable Lagrangian scheme to our phase-field model.

3.1. A discrete energetic variational approach. In general, for a system without kinetic energy, a discrete energy-dissipation law can be written as

$$(3.1) \quad \frac{d}{dt} \mathcal{F}_h(\Xi(t)) = -2\mathcal{D}_h(\Xi'(t), \Xi(t)),$$

where $\Xi(t) \in \mathbb{R}^K$ is the “discrete” state variable, $\mathcal{F}_h(\Xi(t))$ is the discrete free energy and $2\mathcal{D}_h(\Xi'(t), \Xi(t))$ is the discrete dissipation. One can obtain a discrete energy-dissipation law (3.1) from the continuous energy-dissipation law by either discretizing the physical quantity $\varphi(\mathbf{x}, t)$ (Eulerian approach) or the flow map $\mathbf{x}(\mathbf{X}, t)$ (Lagrangian approaches) in space.

Similar to an energetic variational approach in a continuous level, the governing equation of $\Xi(t)$, a system of nonlinear ODEs, can be obtained from the force balance equation

$$(3.2) \quad \frac{\delta \mathcal{D}_h}{\delta \Xi'}(\Xi(t), \Xi'(t)) = -\frac{\delta \mathcal{F}_h}{\delta \Xi}(\Xi(t)),$$

where the right-hand side comes by performing LAP, taking variation of the discrete action functional $\mathcal{A}_h(\Xi(t)) = \int_0^T -\mathcal{F}_h(\Xi(t))dt$ with respect to $\Xi(t)$, while the left-hand side comes by performing MDP, taking variation of the discrete dissipation functional $\mathcal{D}_h(\Xi(t), \Xi'(t))$ with respect to $\Xi'(t)$.

A discrete energetic variational approach follows the strategy of “discrete-then-variation”, which has been a powerful tool to construct numerical schemes for complicated systems with variational structures [31, 17, 12, 13, 66, 40]. Compared with the traditional “variation-then-discrete” approach, the “semi-discrete” equation obtained by a discrete energetic variational approach can automatically inherit the variational

structure from the continuous level. One may obtain the same “semi-discrete” equation through a “variation-then-discrete” approach by choosing a particular weak form for the PDE.

For our phase-field model, in order to get a discrete energy-dissipation law, we first introduce a piecewise linear approximation to the flow map $\mathbf{x}(\mathbf{X}, t)$, which can be constructed by a standard finite element method. In the following, we only discuss the two-dimensional case, the procedure can be easily extended to other spatial dimensions. Let \mathcal{T}_h be a triangulation of domain Ω^0 , consists of a set of simplexes $\{\tau_e \mid e = 1, \dots, M\}$ and a set of nodal points $\mathcal{N}_h = \{\mathbf{X}_1, \mathbf{X}_2, \dots, \mathbf{X}_N\}$. Then the approximated flow map is given by

$$(3.3) \quad \mathbf{x}_h(\mathbf{X}, t) = \sum_{i=1}^N \boldsymbol{\xi}_i(t) \psi_i(\mathbf{X}) \in V_h,$$

where

$$V_h = \{v \in C(\Omega) \mid v \text{ is linear on each element } \tau_e \in \mathcal{T}_h\},$$

and $\psi_i(\mathbf{X}) : \mathbb{R}^2 \rightarrow \mathbb{R}$ is the hat function satisfying $\psi_i(\mathbf{X}_j) = \delta_{ij}$. Since $\mathbf{x}_h(\mathbf{X}_i, t) = \boldsymbol{\xi}_i(t)$, $\boldsymbol{\xi}_i(t) = (\xi_{i,x}, \xi_{i,y}) \in \mathbb{R}^2$ can be viewed as the coordinate of i -th mesh point at Ω^t , and $\boldsymbol{\xi}'_i(t)$ defines the velocity of i -th mesh point. Within the above spatial discretization, the discrete state variable of the system $\boldsymbol{\Xi}(t)$ is defined by

$$(3.4) \quad \boldsymbol{\Xi}(t) = (\xi_{1,x}, \xi_{2,x}, \dots, \xi_{N,x}, \xi_{1,y}, \xi_{2,y}, \dots, \xi_{N,y}) \in \mathbb{R}^K,$$

where $K = 2N$. For simplicity's sake, we consider the natural boundary condition for the flow map through this section. The specific boundary conditions can be incorporated to numerical schemes easily by modifying velocity of the mesh points on the boundary.

The framework of finite element discretization enables us to compute the deformation matrix F explicitly on each element [see the Appendix in [40] for the explicit form]. We denote the deformation matrix $F_h(\mathbf{x}_h(\mathbf{X}, t), t)$ on each element τ_e , which is a constant matrix for fixed t , by $F_e(\boldsymbol{\Xi}(t)) = \nabla_{\mathbf{X}}|_{\mathbf{X} \in \tau_e} \mathbf{x}_h$. The admissible set of $\boldsymbol{\Xi}(t)$ is defined by

$$(3.5) \quad \mathcal{S}_{ad}^h = \{\boldsymbol{\Xi}(t) \in \mathbb{R}^K \mid \det F_e(\boldsymbol{\Xi}(t)) > 0, \forall e\}.$$

It can be noticed that \mathcal{S}_{ad}^h is not a convex set, which imposes difficulties in both simulations and numerical analysis.

Inserting (3.3) into the original energy-dissipation law, we can obtain the discrete free energy

$$(3.6) \quad \mathcal{F}_h(\boldsymbol{\Xi}(t)) = \sum_{e=1}^M \int_{\tau_e} W(\varphi_0(X), F_e^{-T} \nabla_X \varphi_0) \det F_e dX,$$

and the discrete dissipation functional

$$(3.7) \quad \mathcal{D}(\boldsymbol{\Xi}(t), \boldsymbol{\Xi}'(t)) = \frac{1}{2} \sum_{e=1}^M \int_{\tau_e} (|(F_e^{-T} \nabla_{\mathbf{X}} \varphi_0) \cdot \mathbf{u}_h|^2 + \nu |\nabla_{\mathbf{X}} \mathbf{u}_h|^2) \det F_e d\mathbf{X},$$

where

$$(3.8) \quad \mathbf{u}_h(\mathbf{X}, t) = \sum_{j=1}^M \xi'_j(t) \psi_j(\mathbf{X}).$$

Then by a discrete energetic variation approach, we can derive a system of ordinary differential equations of $\Xi(t)$, that is

$$(3.9) \quad D_h(\Xi(t))\Xi'(t) = -\frac{\delta \mathcal{F}_h}{\delta \Xi}(\Xi(t)).$$

We refer readers to the Appendix for the detailed computation of $D(\Xi(t))$ and the $\frac{\delta \mathcal{F}_h}{\delta \Xi}$. Although the explicit forms of both $D(\Xi(t))$ and $\frac{\delta \mathcal{F}}{\delta \Xi}$ may not be available in a general mesh, both of them are easy to obtain during the numerical implementation by summing the results on each element over the mesh. It can be noticed that $D(\Xi(t)) \in \mathbb{R}^{K \times K}$ given by

$$(3.10) \quad D(\Xi(t)) = M(\Xi(t)) + \nu K(\Xi(t))$$

with

$$M = \begin{pmatrix} M_{xx} & M_{xy} \\ M_{yx} & M_{yy} \end{pmatrix}, \quad K = \begin{pmatrix} K_0 & 0 \\ 0 & K_0 \end{pmatrix}.$$

Here $M_{\alpha\beta}$ ($\alpha, \beta = x, y$) is the modified mass matrix defined by

$$(3.11) \quad M_{\alpha\beta}(i, j) = \sum_{e \in N(i)} \partial_\alpha \varphi(\mathbf{x}_e) \partial_\beta \varphi(\mathbf{x}_e) \det F_e \int_{\tau_e} \psi_i \psi_j d\mathbf{X},$$

where \mathbf{x}_e is the centroid of $\mathbf{x}^t(\tau_e)$, and K_0 is the modified stiff matrix defined by

$$(3.12) \quad K_0(i, j) = \sum_{e \in N(i)} \det F_e \int_{\tau_e} \nabla_{\mathbf{X}} \psi_i \cdot \nabla_{\mathbf{X}} \psi_j d\mathbf{X}.$$

It is easy to show that $\det M(\Xi) = 0$ and $K(\Xi)$ is a positive-definite matrix if $\Xi \in \mathcal{S}_{ad}^h$. Hence, the presence of νK term ensures that D is positive-definite.

3.2. Temporal discretization. Now we discuss the temporal discretization. A numerical scheme can be obtained by introducing a suitable temporal discretization to the “semi-discrete equation” (3.9). An advantage of existing a variational structure in the semi-discrete level is that various of classical numerical schemes can be reformulated as optimization problems [24, 65, 44]. In the current study, we use implicit Euler for temporal discretization. It is not difficult to apply high-order temporal discretization, such as BDF2 or Crank-Nicolson [24] to our system, which will be studied in the future work.

For given $\Xi^n \in \mathcal{S}_{ad}^h$, the implicit Euler scheme for (3.9) is given by

$$(3.13) \quad D_*^n \frac{\Xi^{n+1} - \Xi^n}{\tau} = -\frac{\delta \mathcal{F}_h}{\delta \Xi}(\Xi^{n+1}).$$

where D_*^n is chosen to be independent with Ξ^{n+1} , that is taking $\partial_\alpha \varphi$, $\partial_\beta \varphi$ and $\det F_e$ in (3.11) and (3.12) to be value at n -th step.

Although (3.13) is a system of highly nonlinear equations that is often difficult to solve, by virtue of the variational structures in the semi-discrete level, we can reformulate (3.13) into an optimization problem, given by

$$(3.14) \quad \Xi = \operatorname{argmin}_{\Xi \in \mathcal{S}_{ad}^h} J_n(\Xi),$$

where

$$(3.15) \quad J_n(\Xi) = \frac{(\mathbf{D}_n^*(\Xi - \Xi^n), (\Xi - \Xi^n))}{2\tau} + \mathcal{F}_h(\Xi).$$

There are various of advantages in solving optimization problem (3.14) instead of solving the original nonlinear system (3.13) directly. Since $J_n(\Xi)$ might not be a convex function, solving (3.13) by standard nonlinear solvers, such as fixed-point iterations or Newton-type methods, may only obtain a saddle point or a local minimizer of $J_n(\Xi)$, which may not decrease the discrete energy. Moreover, for our problem, it is also difficult to guarantee the solution of (3.13) obtained by some nonlinear solver is in the admissible set \mathcal{S}_{ad}^h . For the optimization problem (3.14), we can use some line-search based optimization method and set

$$J_n(\Xi) = \infty, \quad \Xi \notin \mathcal{S}_{ad}^h.$$

By doing this, we can guarantee the decay of the discrete energy and $\det F_e > 0$ will be satisfied automatically, even though the exact global minimizer of $J_n(\Xi)$ may not be found.

Theoretically, following [10], we can prove the existence of a minimal solution of (3.14):

THEOREM 3.1. *For given $\Xi^n \in F_{ad}^\Xi$, there exists a solution Ξ^{n+1} to numerical scheme (3.13) such that the following discrete energy dissipation law holds, i.e.,*

$$(3.16) \quad \frac{\mathcal{F}_h(\Xi^{n+1}) - \mathcal{F}_h(\Xi^n)}{\tau} \leq -\frac{1}{2\tau^2} \mathbf{D}_n^*(\Xi^n - \Xi^{n+1}) \cdot (\Xi^n - \Xi^{n+1}) \leq 0,$$

Proof. Since a minimizer of the minimization problem (3.14) is the solution of (3.13), we only need to show that there exists a minimizer of $J_n(\Xi)$ in

$$\mathcal{S}_{ad}^h = \{\Xi \in \mathbb{R}^K \mid \det F_e(\Xi) > 0, \quad e = 1, \dots, M\}.$$

Since for $\forall \Xi \in \partial F_{ad}^\Xi$, $J_n(\Xi) = \infty$, following the proof in the Lemma 3.1 in [10], the existence of a minimizer can be obtained by showing the set

$$(3.17) \quad \mathcal{A} = \{\Xi \in \mathcal{S}_{ad}^h \mid J_n(\Xi) \leq \mathcal{F}_h(\Xi^n)\}$$

is a non-empty compact subset of \mathbb{R}^K . Obviously, $\Xi^n \in \mathcal{A}$, so \mathcal{A} is non-empty. On the other hand, since \mathbf{D}_n^* is positive-definite, there exists $\lambda_1 > 0$ such that $\forall \Xi \in \mathcal{S}_{ad}^g$

$$(3.18) \quad \|\Xi - \Xi^n\|^2 \leq \frac{1}{\lambda_1} \mathbf{D}_n^*(\Xi - \Xi^n) \cdot (\Xi - \Xi^n) \leq \frac{2\tau}{\lambda_1} (\mathcal{F}_h(\Xi^n) - \mathcal{F}_h(\Xi)),$$

which indicates \mathcal{A} is bounded. So we only need to show \mathcal{A} is closed in \mathbb{R}^K . For any converged sequence $\{\Xi^{(k)}\}_{k=1}^\infty \subset \mathcal{S}_{ad}^h$, our goal is to show that the limit $\tilde{\Xi}$ is in \mathcal{S}_{ad}^h . Note for $\forall e \in \{1, 2, \dots, M\}$ and all k

$$(3.19) \quad \mathcal{F}_h(\Xi^n) \geq \mathcal{F}_h(\Xi^{(k)}) \geq \frac{1}{2} |F_e^{-T} \nabla_{\mathbf{X}} \varphi_0(\mathbf{X}_e)|^2 \det F_e |\tau_e|,$$

where $|\tau_e|$ is the area of element τ_e . Since $|F_e^{-T} \nabla_{\mathbf{X}} \varphi_0(\mathbf{X}_e)|^2 \det F_e \rightarrow \infty$ if $\det F_e \rightarrow 0$, we can conclude that $\det F_e(\Xi^{(k)}) > 0$ is uniformly bounded away from zero. So $\det F_e(\tilde{\Xi}) > 0$ for all e , which means $\tilde{\Xi} \in \mathcal{S}_{ad}^h$.

If Ξ^{n+1} is a global minimizer of $J_n(\Xi)$ in \mathcal{S}_{ad}^h , we have

$$(3.20) \quad \frac{1}{2\tau} \mathbf{D}_n^*(\Xi^{n+1} - \Xi^n) \cdot (\Xi - \Xi^n) + \mathcal{F}_h(\Xi^{n+1}) \leq \mathcal{F}_h(\Xi^n),$$

which completes the proof. \square

Theorem 3.1 indicates that our scheme is energy stable if one can find a minimal solution of (3.14). However, since $J_n(\Xi)$ defined in (3.15) is a non-convex functional, we still need to choose a small value of τ and large value of ν such that the optimization problem can be handled by a standard optimization method. Indeed, the first term in (3.15) can be viewed as a regularization term, which restricts us to find a minimizer around Ξ^n . So it is important to have the positive-definite condition on \mathbf{D}_n^* , otherwise, $J_n(\Xi)$ may have infinite minimizer even around Ξ^n . In all numerical experiments shown in the next section, we adopt L-BFGS with line search to find a minimizer Ξ^{n+1} in the admissible set that decreases the discrete energy. Within the energy stable property, we can prove the convergence of series $\{\Xi^n\}$ for the discrete scheme for the given triangulation and fixed τ .

THEOREM 3.2. *For the given triangulation and fixed τ , the series $\{\Xi^n\}$ converges to a stationary solution of the discrete energy $\mathcal{F}_h(\Xi)$.*

Proof. We first prove that there exist c_0 such that

$$\Xi^T \mathbf{D}_n^* \Xi \geq c_0 \|\Xi\|^2, \quad \forall \Xi \in \mathbb{R}^K.$$

Since $\det(\mathbf{M}_n^*) = 0$, we only need to show, for $(\mathbf{K}_0)_n^*$, there exist c'_0 such that

$$\alpha^T (\mathbf{K}_0)_n^* \alpha \geq c'_0 \|\alpha\|^2, \quad \forall \alpha \in \mathbb{R}^N.$$

Indeed, note $\mathcal{F}_h(\Xi^n) \leq \mathcal{F}_h(\Xi^0)$, we have

$$\mathcal{F}_h(\Xi^0) \geq \mathcal{F}_h(\Xi^n) \geq \frac{1}{2} |F_e^{-T} \nabla_{\mathbf{X}} \varphi_0(\mathbf{X}_e)|^2 \det F_e |\tau_e|,$$

following the same argument in the proof of the previous theorem, we can show that $\det F_e(\Xi^n) > c_b$ ($\forall e$), which is uniformly bounded away from zero. Hence,

$$\alpha^T (\mathbf{K}_0)_n^* \alpha = \sum_{e=1}^M \int_{\tau_e} \left| \sum_{i=1}^N \alpha_i \nabla \psi_i \right|^2 \det F_e d\mathbf{X} \geq c_b \int_{\Omega} \left| \alpha_i \nabla \psi_i \right|^2 d\mathbf{X} \geq c_b \lambda_1 \|\alpha\|^2,$$

where $\lambda_1 > 0$ is the smallest eigenvalue of the stiff matrix.

Then by theorem 3.1, we have

$$(3.21) \quad \begin{aligned} c_0 \|\Xi^{n+1} - \Xi^n\|^2 &< ((\mathbf{D}_n^*(\Xi^{n+1} - \Xi^n), \Xi^{n+1} - \Xi^n) \\ &\leq 2\tau(\mathcal{F}_h(\Xi^n) - \mathcal{F}_h(\Xi^{n+1})) \end{aligned}$$

Hence,

$$(3.22) \quad \sum_{k=0}^n c_0 \|\Xi^{k+1} - \Xi^k\|^2 \leq 2\tau(\mathcal{F}_h(\Xi^0) - \mathcal{F}_h(\Xi^{n+1})) \leq C,$$

where C is independent with n . So

$$(3.23) \quad \lim_{k \rightarrow \infty} \|\Xi^{k+1} - \Xi^k\|^2 = 0,$$

which indicates the series $\{\Xi_k\}_{k=1}^\infty$ converges to some point in \mathbb{R}^K , denoted by Ξ^* . Following the same argument in the proof of the theorem 3.1, we can show $\Xi^* \in \mathcal{S}_{ad}^h$. Moreover, since

$$(3.24) \quad \lim_{n \rightarrow \infty} \frac{\delta \mathcal{F}_h}{\delta \Xi}(\Xi^{n+1}) = \lim_{n \rightarrow \infty} -\frac{1}{\tau} D_n^*(\Xi^{n+1} - \Xi^n),$$

we have $\frac{\delta \mathcal{F}_h}{\delta \Xi}(\Xi^*) = 0$, so Ξ^* is a stationary solution of the discrete energy $\mathcal{F}_h(\Xi)$. \square

3.3. Reinitialization. In the numerical implementation, we can compute \mathbf{x}_h^{n+1} by

$$(3.25) \quad \mathbf{x}_h^{n+1}(\mathbf{X}) = \tilde{\mathbf{x}}_h^{n+1} \circ \mathbf{x}_h^n(\mathbf{X}),$$

which is equivalent to set $\mathbf{X}_i = \xi_i^n$ after each iteration as in [37]. An advantage of this treatment that in each iteration, we only need to compute a close to identity map [37]. So the optimization problem (3.14) is often easy to solve.

One can view this as a reinitialization procedure. More complicated reinitialization procedure can be incorporated in our numerical framework. Indeed, for given $\mathbf{x}^n(\mathbf{X})$, we also obtain the numerical solution ϕ^n defined at mesh points, that is

$$(3.26) \quad \phi^n(\xi_i^n) = \phi_0(\mathbf{X}).$$

When the mesh become too skew, we can interpolate the numerical solution ϕ^n into a more regular mesh, obtained by coarsening or refining the current mesh [6]. More importantly, we can also apply Eulerian solver by using ϕ^n as the initial condition, to update the value at each mesh point. This is close to the idea in velocity-based moving mesh method [5], which update both positions and values of mesh points. Unlike the traditional velocity-based moving mesh methods, our solution is spontaneously updated when the mesh moves. We'll explore reinitialization procedures in details in the future work.

4. Numerical validation and discussion. In this section, we apply our Lagrangian scheme to several test problems modeled by Allen-Cahn type phase-field models. Most of numerical examples used here are widely studied by Eulerian methods previously [15, 29, 53, 21, 69]. Numerical results show that, by choosing a suitable initial condition, our methods can capture the thin diffuse interfaces with a small number of mesh points, and reach a desired equilibrium.

4.1. Quasi-1D example. First, we consider a quasi-1D problem, in which $\Omega = [-1, 1]^2$. We impose Dirichlet boundary condition on $x = -1$ and 1 , that is

$$(4.1) \quad \varphi(t, -1, y) = -1, \quad \varphi(t, 1, y) = 1,$$

and Neumann boundary condition on $y = -1$ and 1 , that is

$$(4.2) \quad \frac{\partial \varphi}{\partial x}(t, x, \pm 1) = 0.$$

The corresponding boundary condition for the flow map is

$$(4.3) \quad \mathbf{u}(t, \pm 1, y) = 0, \quad \mathbf{u}(t, x, \pm 1) \cdot \mathbf{n} = 0,$$

where $\mathbf{n} = (0, 1)^T$. We take the initial condition as

$$(4.4) \quad \varphi_0(X, Y) = -\tanh(5X);$$

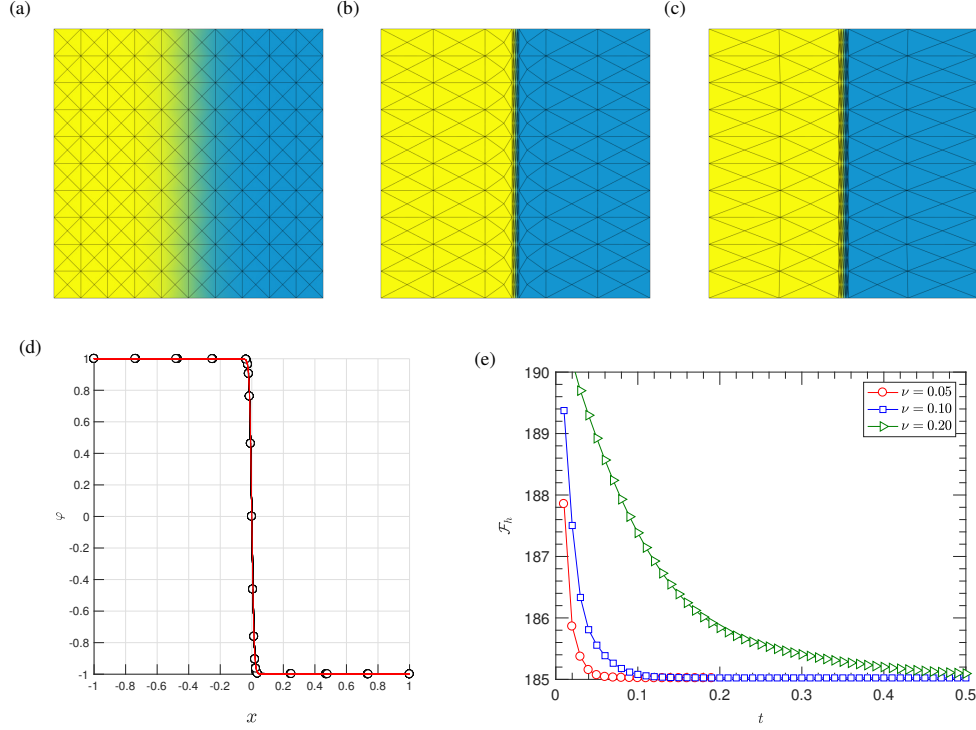


Fig. 4.1: Numerical results for the quasi-1D example with $\epsilon^2 = 1e-4$. (a) - (c) Initial conditions and numerical solution at $t = 0.01$ and $t = 0.2$ (equilibrium). (d) Side view of the equilibrium solution, compared with the 1D exact solution. (e) Discrete free energy \mathcal{F}_h along with time for various ν .

Typical meshes and computed solution for $\epsilon^2 = 10^{-4}$ and $\nu = 0.05$ at $t = 0, 0.01$ and 0.2 are shown Fig. 4.1 (a)-(c). The initial mesh is the uniform mesh with $M = 400$. We compare the obtained equilibrium solution with the 1D exact solution $\varphi(x) = -\tanh\left(\frac{x}{\sqrt{2}\epsilon}\right)$ in Fig. 4.1 (d), in which the circles represent the projection of mesh points in the x-z plane, and the red line is the exact solution. It can be noticed that the equilibrium numerical solution can capture the thin interface with small number of mesh points. Due to the present of $|\nabla \mathbf{u}|^2$ term in the dissipation, the vertical velocity of all mesh points are almost zero, which is essential for a successful Lagrangian computation. Comparing with the 1D simulation results in [16], we can achieve a better approximation to the exact solution since we take $\varphi_0(X) = -\tanh(5X)$ rather than $\varphi_0(X) = X$. The $\nu|\nabla \mathbf{u}|^2$ in the dissipation part enables us to use such an initial condition.

Fig. 4.1 (e) shows the discrete energy as a function of time t for different values of ν . One can notice that our scheme is energy stable in all cases and all calculations go to the same equilibrium when T is large enough. The convergence of numerical solution becomes slower when ν become larger. On the hand, numerical tests show that the optimization problem (3.14) in each iteration will be easier to solve

when ν is larger. In general, the value of ν also effect the equality of the obtained mesh. We are not going to discuss the choice of ν in this paper, in the following, we choose larger ν for smaller ϵ^2 .

4.2. Shrinkage of a circular domain. As a numerical test, we consider shrinkage of a circular domain in two-dimension. It is a classical benchmark problem for the Allen-Cahn equation [15, 29, 53], in which the circular interface governed by the Allen-Cahn equation will shrink and eventually disappear.

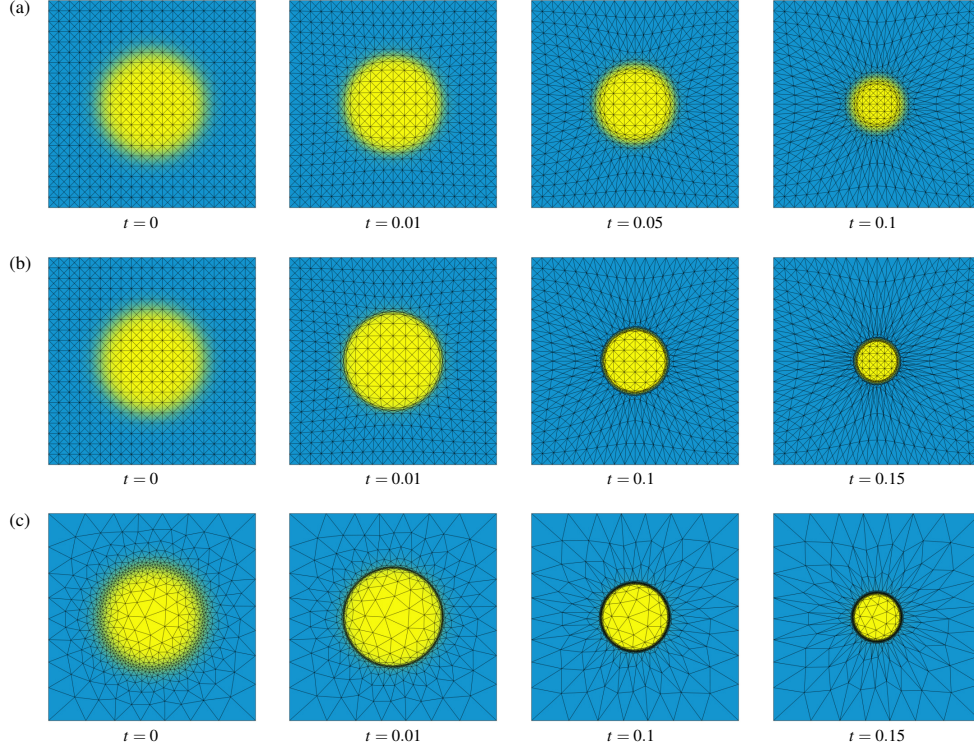


Fig. 4.2: (a) Numerical results of the evolution of the circular domain for $\epsilon^2 = 1e-3$ [$\tau = 10^{-2}$]. (b) - (c) Numerical results of the evolution of the circular domain for $\epsilon^2 = 10^{-4}$ [$\tau = 10^{-2}$]: (b) Uniform mesh, (c) Non-uniform mesh.

We take $\Omega = [-1, 1]^2$ and impose the Dirichlet condition $\varphi(\mathbf{x}) = -1, \mathbf{x} \in \partial\Omega$. The initial condition $\varphi_0(\mathbf{X})$ is taken as

$$(4.5) \quad \varphi_0(\mathbf{X}) = \tanh(10(\sqrt{X^2 + Y^2} - 0.5)),$$

so the Dirichlet condition satisfies numerically. It is worth pointing out that in our Lagrangian methods, it is crucial to choose a proper initial condition. For the phase model, it is often choose $\varphi_0(\mathbf{X})$ in a hyperbolic tangent form such that $\varphi_0 \in [-1, 1]$, and the width of initial interface should be larger than the mesh size, since we need enough mesh points in the region of interface.

Fig. 4.2 (a) shows the numerical results for $\epsilon^2 = 10^{-3}$ with $\nu = 1$ at various time in a uniform mesh ($M = 1600$), while Fig. 4.2 (b) and (c) show the numerical results for $\epsilon^2 = 10^{-4}$ with $\nu = 10$ in uniform ($M = 1600$) and non-uniform meshes ($M = 1348$)

respectively. The non-uniform mesh is generated by DistMesh [48]. We choose larger ν for smaller ϵ^2 to control the quality of the mesh. It can be noticed that in all three cases, the mesh points will be concentrated at thin interface after one time iteration and maintain concentrated at the moving interface all the time. The results in Fig. 4.2 (c) suggests that we can incorporated our Lagrangian method with adaptive mesh technique. Within the Lagrangian solver, we only need to adaptive the initial mesh. As a limitation, the Lagrangian calculation cannot reach the equilibrium, in which the circular domain is disappear. Such a problem can be handled easily by applying some Eulerian solver to the numerical solutions obtained by Lagrangian calculations at the late stage.

4.3. Phase-field model with the volume constraint. In this subsection, we consider an Allen-Cahn type phase-field model with the volume constraint. We impose the volume constraint by introducing a penalty term in the free energy. So the total free energy of the system is given by

$$(4.6) \quad \mathcal{F} = \int_{\Omega} \frac{1}{2} |\nabla \phi|^2 + \frac{1}{4\epsilon^2} (\phi^2 - 1)^2 d\mathbf{x} + W_b \left(\int \phi d\mathbf{x} - A \right)^2.$$

We take $\Omega = [-1, 1]^2$, $W_b = 1000$, $A = -3$ and $\epsilon^2 = 10^{-4}$, and impose the Dirichlet boundary condition $\varphi(\mathbf{x}) = -1$, $\mathbf{x} \in \partial\Omega$, throughout this section.

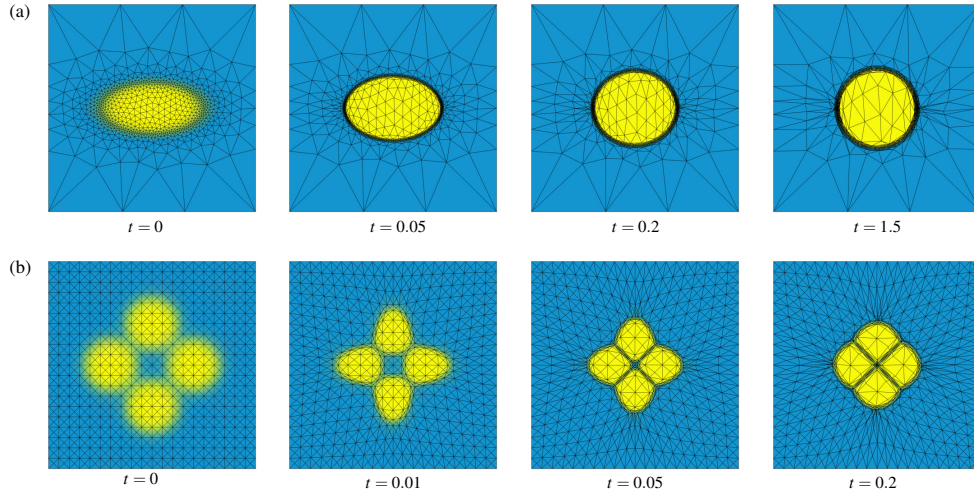


Fig. 4.3: Numerical results for phase-field model with volume constraints for $\epsilon^2 = 10^{-4}$ with different initial conditions [$\tau = 10^{-2}$]: (a) Single bubble. (b) Coalescence of four kissing bubbles.

Fig. 4.3 (a) shows numerical results for initial condition

$$(4.7) \quad \varphi_0(X, Y) = -\tanh(10(\sqrt{X^2 + 4Y^2} - 1/2)),$$

in which we use a non-uniform mesh ($M = 1484$) generated by the DistMesh [48]. As expected, due to the effect of surface tension and the volume constraints, the bubble deforms into a circular bubble, and the mesh points keep concentrated at the thin interface when the shape of interface changes. As a benefit of pure Lagrangian calculation, we can guarantee the numerical solution $\varphi_h(\mathbf{x}, t) \in [-1, 1]$.

We also consider the initial condition

$$(4.8) \quad \varphi_0(X, Y) = - \sum_{i=1}^4 \tanh(15(r_i - 1/3)) + 3,$$

where $r_1 = \sqrt{(X - 0.4)^2 + Y^2}$, $r_2 = \sqrt{(X + 0.4)^2 + Y^2}$, $r_3 = \sqrt{X^2 + (Y - 0.4)^2}$ and $r_4 = \sqrt{X^2 + (Y + 0.4)^2}$. This is also a classical test problem in phase-field models [39, 69], which correspond to coalescence of four kissing bubbles. As time evolves, the four bubbles are expected to coalesce into a big bubble. The initial condition and numerical solutions obtained by pure Lagrangian calculations at various t are shown in Fig. 4.3 (b) [Uniform mesh, $M = 1600$]. Although the mesh points are concentrated immediately at the thin interface, the nature of our Lagrangian methods prevent four bubbles merging together. This is a limitation of our Lagrangian methods which can not handle topological changes in the phase-field model, since the kinematic (2.15) is only valid locally.

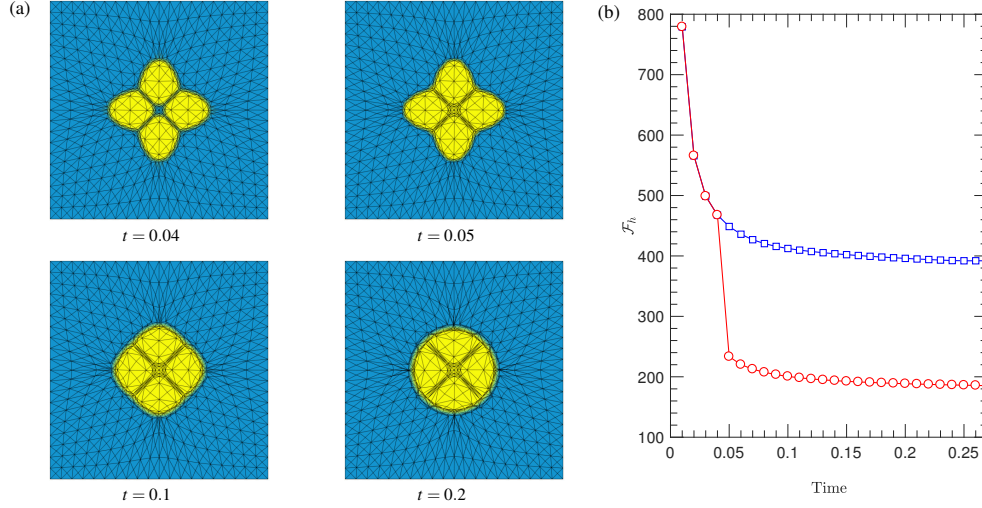


Fig. 4.4: (a) Numerical results of “coalescence of two kissing bubbles” with an Eulerian step [$\epsilon^2 = 10^{-4}$, $\tau = 10^{-2}$]. (b) The total discrete energy with and without the Eulerian step.

This drawback can be easily overcome by running a few Eulerian steps on the obtained mesh at the reinitialization step. There are a lot of Eulerian methods for Allen-Cahn type phase-field model. By the spirit of “discrete-then-variation” approach, here we use an Eulerian solver derived by the discrete energetic variational approach. We use the same finite element space with the Lagrangian solver, and approximate the phase variable φ by

$$(4.9) \quad \varphi_h(X, t) = \sum_{i=1}^N \gamma_i(t) \psi_i(X),$$

where $\psi_i(X)$ are hat functions on the current mesh. Inserting (4.9) into the continuous energy-dissipation law, we can get an discrete energy-dissipation law with the discrete

energy and the discrete dissipation given by

$$(4.10) \quad \begin{aligned} \mathcal{F}_h^{\text{Euler}} &= \sum_{e=1}^N \int_{\tau_e} \frac{1}{2} \left| \sum_{i=1}^N \gamma_i \nabla \psi_i(\mathbf{X}) \right|^2 + \frac{1}{\epsilon^2} \sum_{i=1}^N (\gamma_i^2 - 1)^2 \psi_i(\mathbf{X}) d\mathbf{X}, \\ \mathcal{D}_h^{\text{Euler}} &= \sum_{e=1}^N \int_{\tau_e} \left| \sum_{i=1}^N \gamma'_i(t) \psi_i(\mathbf{X}) \right|^2 d\mathbf{X}, \end{aligned}$$

respectively, where we also introduce the piecewise linear approximation to the nonlinear term in the discrete energy. This form of discrete energy was used in [65] and has an advantage in preserving the maximum principle at the discrete level [65]. After we obtain the semi-discrete equation of $\gamma_i(t)$, we solve it by implicit Euler method, which can also be reformulated into a minimization problem, similar to (3.14). Indeed, the Eulerian solver we used here is closed to that in [65].

A subtle issue is when shall we apply the Eulerian solver, which is problem-dependent in general. For phase-field models, the Eulerian steps are necessary to handle the topological changes, like the examples in Fig. 4.2 and Fig. 4.3 (b). In the current study, we are not going to discuss this issues in details. For the test problem shown in Fig. 4.3 (b), we actually only need one Eulerian step to handle the topological change. Fig. 4.4 (a) shows the numerical results with applying the Eulerian step at the fifth step ($t = 0.05$). Since we only do one Eulerian step, we didn't include the penalty term in (4.6) to ensure maximum principle is preserved at the discrete level. Fig. 4.4 (b) shows the computed total discrete energy with and without the Eulerian step. It can be noticed that Eulerian step significantly decreases the discrete energy. A better performance can be achieved by applying local mesh coarsening [6].

It is worth mentioning that for some particular problems modeled by phase-field methods, such as colloidal particles in liquid crystals [68, 70, 62], in which the coalescence of colloidal particles is often not allowed, it might be an advantage to use our Lagrangian scheme to prevent the topological changes.

4.4. “Slightly compressible” flow. In the final example, we consider a phase-field model with the total energy given by

$$(4.11) \quad \int_{\Omega_0} \frac{1}{2} |F^{-T} \nabla_{\mathbf{X}} \varphi_0|^2 + \frac{1}{4\epsilon^2} (\varphi^2 - 1)^2 + \eta (\det F - 1)^2 \det F d\mathbf{X}.$$

where the last term can be viewed as a penalty term for the incompressible condition $\nabla \cdot \mathbf{u}$ in the incompressible two-phase flow [39, 36]. One can view this as a model of slightly compressible two phase flow [57].

Fig. 4.5 shows numerical results for initial condition

$$(4.12) \quad \varphi_0(X, Y) = \max(-\tanh(15(r_1 - 0.7)), -\tanh(15(r_2 - 0.7))),$$

where $r_1 = \sqrt{X^2 + 4Y^2}$ and $r_2 = \sqrt{4X^2 + Y^2}$, with $\epsilon^2 = 10^{-4}$ and $\nu = 10$. Here, we impose the free boundary on the flow map $\mathbf{x}(\mathbf{X}, t)$, and take $\Omega_0 = [-1, 1]^2$, $\epsilon^2 = 10^{-4}$ and $\eta = 5000$. As expected, the bubble will also deform into a circular bubble, and shrink. Compared with previous examples, due to penalty terms on constraints of $\det F = 1$, the mesh will not immediately concentrate around the thin diffuse interface. One can also view the additional penalty term in the free energy as a regularization term, which improves the mesh quality.

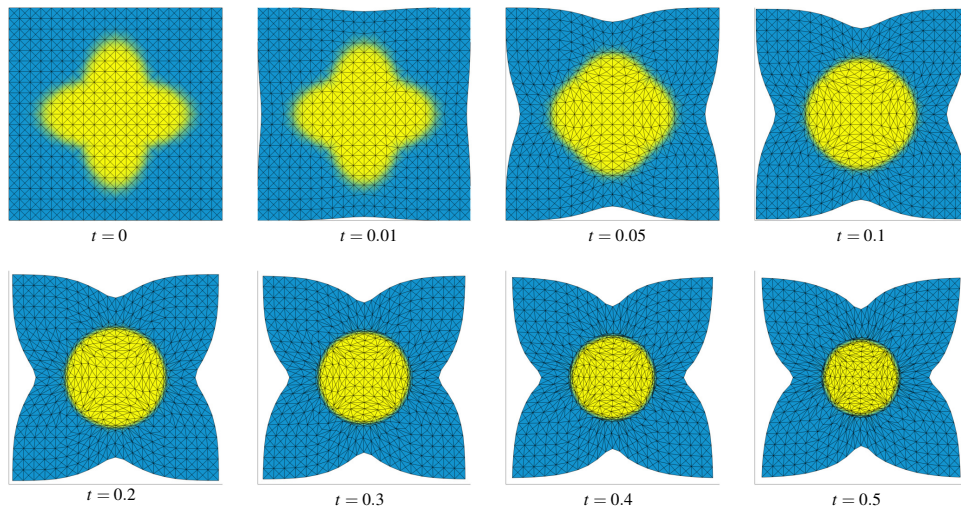


Fig. 4.5: Numerical results for “slightly compressible” phase-field model for $\epsilon^2 = 10^{-4}$ [$\tau = 10^{-2}$] at various time.

5. Summary. In this paper, we propose a variational Lagrangian scheme to a phase-field model, which processes same equilibria of the Allen-Cahn type phase field model. Numerical examples show that, by choosing the initial condition properly, our scheme has advantage in capturing the thin diffuse interface in the equilibria with a small number of mesh points. Our approach can be extended to general gradient flow system, especially those have equilibria with singularity, sharp interface and free boundary, such as Landau-de Gennes model for liquid crystal [42, 63, 60] and GinzburgLandau model for superconductivity [23].

There are still many limitations of our methods. As mentioned previously, it is important to choose a proper initial data φ_0 in order to get a reasonable results, as the kinematic relations, i.e., the transport equations, in Lagrangian approaches may only valid locally. Moreover, a pure Lagrangian scheme are not able to deal with the large deformation and topological change. These drawbacks might be overcome by incorporating Eulerian calculations with Lagrangian calculations. But it is subtle to decide when to apply the Eulerian steps. Moreover, as the drawback of all Lagrangian methods, the mesh may still become too skew even with the regularization $\nu|\nabla\mathbf{u}|^2$ term in the dissipation. The local mesh refinement or coarsening is still needed to improve the robustness of the Lagrangian calculations. These points will be the subjects of future work.

Appendix A. Derivation of (2.22). In this appendix, we provide a detailed calculation of (2.22). For any smooth map $\mathbf{y}(\mathbf{X}, t) = \tilde{\mathbf{y}}(\mathbf{x}(\mathbf{X}, t), t)$, we denote

$$(A.1) \quad \mathbf{x}^\epsilon = \mathbf{x} + \epsilon \mathbf{y}, \quad F^\epsilon = \nabla_{\mathbf{X}} \mathbf{x}^\epsilon.$$

Then we have

$$\begin{aligned}
\left. \frac{d}{d\epsilon} \right|_{\epsilon=0} \mathcal{F}(\mathbf{x}^\epsilon) &= \left. \frac{d}{d\epsilon} \right|_{\epsilon=0} \left(\int_{\Omega^\epsilon} W(\varphi(\mathbf{x}^\epsilon), \nabla_{\mathbf{x}^\epsilon} \varphi(\mathbf{x}^\epsilon)) d\mathbf{x}^\epsilon \right) \\
&= \left. \frac{d}{d\epsilon} \right|_{\epsilon=0} \left(\int_{\Omega^0} W(\varphi_0(\mathbf{X}), (F^\epsilon)^{-T} \nabla_X \varphi_0) \det F^\epsilon d\mathbf{X} \right) \\
&= \int_{\Omega^0} - \left(\frac{\partial W}{\partial \nabla \varphi} \otimes \nabla_{\mathbf{X}} \varphi \right) : F^{-T} (\nabla_{\mathbf{X}} \mathbf{y})^T F^{-T} \det F + W(\varphi, \nabla \varphi) \det F F^{-T} : \nabla_{\mathbf{X}} \mathbf{y} d\mathbf{X} \\
&= \int_{\Omega^0} \det(F) \left(- \left(\frac{\partial W}{\partial \nabla \varphi} \otimes F^{-T} \nabla_X \varphi_0 \right) + W(\varphi, \nabla \varphi) \mathbf{I} \right) : (\nabla_{\mathbf{X}} \mathbf{y} F^{-1})^T d\mathbf{X} \\
&= \int_{\Omega^0} \det(F) F^{-1} \left(- \left(\frac{\partial W}{\partial \nabla \varphi} \otimes F^{-T} \nabla_X \varphi_0 \right) + W(\varphi, \nabla \varphi) \mathbf{I} \right) : (\nabla_{\mathbf{X}} \mathbf{y})^T d\mathbf{X}
\end{aligned}$$

Pushing forward the above result to the Eulerian coordinates and performing integration by parts, we have

$$\begin{aligned}
(A.2) \quad \left. \frac{d}{d\epsilon} \right|_{\epsilon=0} \mathcal{F}(\mathbf{x}^\epsilon) &= \int_{\Omega} \left(- \left(\frac{\partial W}{\partial \nabla \varphi} \otimes \nabla \varphi \right) + W(\varphi, \nabla \varphi) \mathbf{I} \right) : \nabla \tilde{\mathbf{y}} d\mathbf{x} \\
&= \int_{\Omega} \left(\nabla \cdot \left(\frac{\partial W}{\partial \nabla \varphi} \otimes \nabla \varphi - W(\varphi, \nabla \varphi) \mathbf{I} \right) \right) \cdot \tilde{\mathbf{y}} d\mathbf{x},
\end{aligned}$$

where the boundary term vanishes due to the boundary condition of $\tilde{\mathbf{y}}$ or φ . Hence,

$$(A.3) \quad \frac{\delta \mathcal{A}}{\delta \mathbf{x}} = - \frac{\mathcal{F}}{\delta \mathbf{x}} = - \nabla \cdot \left(\left(\frac{\partial W}{\partial \nabla \varphi} \otimes \nabla \varphi \right) - W \mathbf{I} \right).$$

Appendix B. The form of semi-discrete equation. Here we provides detailed calculations to $\frac{\delta \mathcal{A}}{\delta \Xi_i}$ and $\frac{\delta \mathcal{D}}{\delta \Xi_i}$ in each element τ_e . The calculations are very close to the variation with respect to \mathbf{x} and \mathbf{x}_t in the continuous level.

Recall the discrete free energy $\mathcal{F}_h(\Xi(t))$ and the discrete dissipation functional $\mathcal{D}_h(\Xi(t), \Xi'(t))$ are given by

$$(B.1) \quad \mathcal{F}_h(\Xi(t)) = \sum_{e=1}^M \int_{\tau_e} W(F_e^{-T} \nabla_{\mathbf{X}} \varphi_0, \varphi_0) \det F_e d\mathbf{X},$$

and

$$\begin{aligned}
(B.2) \quad \mathcal{D}_h(\Xi(t), \Xi'(t)) &= \frac{1}{2} \sum_{e=1}^M \int_{\tau_e} \left| (F_e^{-T} \nabla_{\mathbf{X}} \varphi_0) \cdot \left(\sum_{j=1}^N \xi_j' \psi_j(\mathbf{X}) \right) \right|^2 \\
&\quad + \nu \left| \nabla_{\mathbf{X}} \left(\sum_{j=1}^N \xi_j' \psi_j(\mathbf{X}) \right) \right|^2 \det F_e d\mathbf{X},
\end{aligned}$$

respectively. Let $N(i)$ be all the indices e such that \mathbf{X}_i is contained in τ_e for given $\mathbf{X}_i \in \mathcal{N}_h$. Then for $\chi_i = \xi_{i,x}$ or $\xi_{i,y}$, we have

$$\begin{aligned}
\frac{\partial \mathcal{F}_h}{\partial \chi_i} &= \sum_{e \in N(i)} \int_{\tau_e} \frac{\partial}{\partial \chi_i} (W(\varphi_0(X), F_e^{-T} \nabla_X \varphi_0) \det F_e) dX \\
&= \sum_{e \in N(i)} \int_{\tau_e} F_e^{-1} \left(\left(- \frac{\partial W}{\partial (\nabla_{\mathbf{X}} \varphi)} \otimes \nabla_{\mathbf{X}} \varphi_0 \right) F_e^{-1} + W \mathbf{I} \right) : \left(\frac{\partial F_e}{\partial \chi_i} \right)^T \det F_e dX.
\end{aligned}$$

The numerical integration above can be computed by using centroid method.

Meanwhile, for the dissipation part, direct computation results in

$$(B.3) \quad \frac{\partial \mathcal{D}_h}{\partial \xi'_{i,x}} = \sum_{e \in N(i)} \int_{\tau_e} \sum_{j=1}^N ((\varphi_x^2 \psi_i(\mathbf{X}) \psi_j(\mathbf{X})) \xi'_{j,x} + (\varphi_x \varphi_y \psi_i(\mathbf{X}) \psi_j(\mathbf{X})) \xi'_{j,y}) \\ + \nu (\nabla_{\mathbf{X}} \psi_i \cdot \nabla_{\mathbf{X}} \psi_j) \xi'_{i,x} \det F_e d\mathbf{X},$$

and

$$(B.4) \quad \frac{\partial \mathcal{D}_h}{\partial \xi'_{i,y}} = \sum_{e \in N(i)} \int_{\tau_e} \sum_{j=1}^N ((\varphi_x \varphi_y \psi_i(\mathbf{X}) \psi_j(\mathbf{X})) \xi'_{j,x} + (\varphi_y^2 \psi_i(\mathbf{X}) \psi_j(\mathbf{X})) \xi'_{j,y}) \\ + \nu (\nabla_{\mathbf{X}} \psi_i \cdot \nabla_{\mathbf{X}} \psi_j) \xi'_{j,y} \det F_e d\mathbf{X}.$$

Hence,

$$(B.5) \quad D^*(\Xi(t)) = M(\Xi(t)) + \nu K(\Xi(t))$$

with

$$M = \begin{pmatrix} M_{xx} & M_{xy} \\ M_{yx} & M_{yy} \end{pmatrix} \quad K = \begin{pmatrix} K_0 & 0 \\ 0 & K_0 \end{pmatrix}.$$

Here $M_{\alpha\beta}$ ($\alpha, \beta = x, y$) is the modified mass matrix defined by

$$(B.6) \quad M_{\alpha\beta}(i, j) = \sum_{e \in N(i)} \partial_{\alpha} \varphi(\mathbf{x}_e) \partial_{\beta} \varphi(\mathbf{x}_e) \det F_e \int_{\tau_e} \psi_i \psi_j d\mathbf{X},$$

where \mathbf{x}_e is the centroid of $\mathbf{x}^t(\tau_e)$, and K_0 is the modified stiff matrix defined by

$$(B.7) \quad K_0(i, j) = \sum_{e \in N(i)} \det F_e \int_{\tau_e} \nabla_{\mathbf{X}} \psi_i \cdot \nabla_{\mathbf{X}} \psi_j d\mathbf{X}.$$

Appendix C. A failed example. As mentioned previously, a pure Lagrangian calculation is sensitive to the choice of φ_0 . This problem is somehow easy to deal with for the phase-field model, as it is nature to choose $\varphi_0 \in [-1, 1]$. In this appendix, we consider an extremely example by taking

$$(C.1) \quad \varphi_0(X, Y) = 2.5(X^2 - 1)(Y^2 - 1) - 1, \quad (X, Y) \in [-1, 1]^2$$

The boundary condition are same to section 4.2. Fig. C.1 (a) - (d) show the numerical solutions and computed meshes by our Lagrangian scheme for $\epsilon = 10^{-3}$ and $\nu = 10$ at various time. Although the mesh points can be concentrated at the thin interface, the dynamics of Lagrangian calculation is quite different with Eulerian approach, as shown in Fig. C.1 (e), and fail to get the right equilibrium. With Eulerian method, due to the discrete maximum principle, the numerical solutions will be in $[-1, 1]$ after one iteration ($t = 10^{-2}$), Then the bubble will deform into a circular bubble and shrink as in Fig. 4.2. But in the Lagrangian approach, since the value at each mesh point cannot be change, the only way to minimize the total energy is to minimize the size of the region with $\varphi > 1$, and the flow map will tend to be singular at $(0, 0)$, which results in a poor mesh quality at the later stage of the Lagrangian calculations.

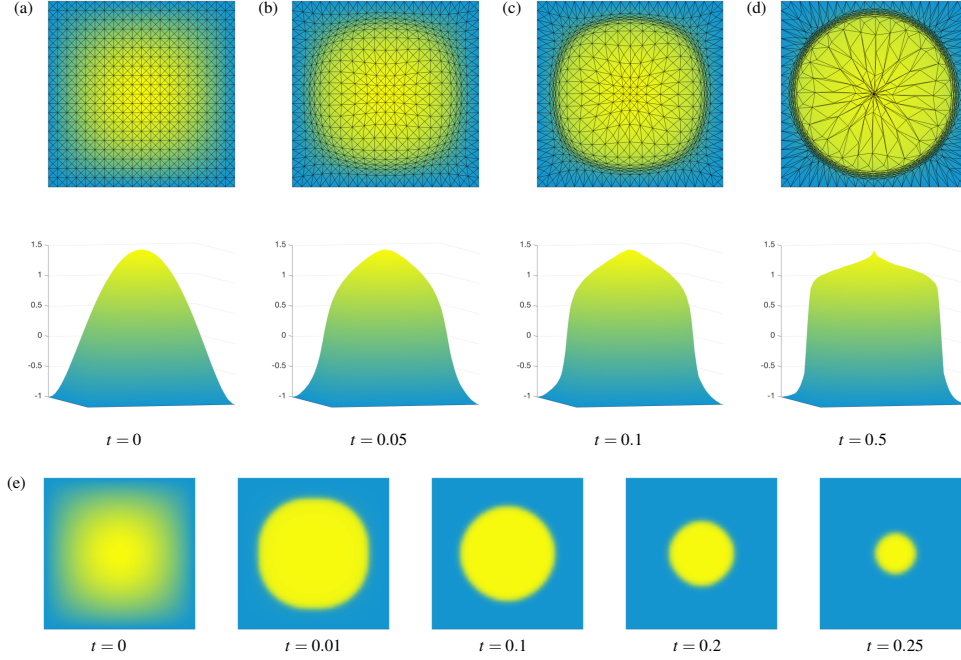


Fig. C.1: (a) - (d) The meshes and computed solutions by the Lagrangian scheme at various time for the initial condition (C.1) for $\epsilon^2 = 10^{-3}$ and $\nu = 10$ [Uniform mesh. $M = 1600$]. (e) Numerical solutions for the initial condition (C.1) by an Eulerian method in a uniform mesh ($M = 64000$). The Eulerian solver used here is the one described in section 4.3.

This example illustrated the importance of a suitable φ_0 . For general problems, we can use Eulerian approaches to obtain a proper φ_0 , or combine the Eulerian methods with Lagrangian methods in the simulation to improve the robustness of the numerical scheme.

Acknowledgement. The authors acknowledge the partial support of NSF (Grant DMS-1759536). Y. Wang would also like to thank Department of Applied Mathematics at Illinois Institute of Technology for their generous support and for a stimulating environment.

REFERENCES

- [1] J. H. ADLER, J. BRANNICK, C. LIU, T. MANTEUFFEL, AND L. ZIKATANOV, *First-order system least squares and the energetic variational approach for two-phase flow*, Journal of Computational Physics, 230 (2011), pp. 6647–6663.
- [2] S. M. ALLEN AND J. W. CAHN, *Ground state structures in ordered binary alloys with second neighbor interactions*, Acta Metallurgica, 20 (1972), pp. 423–433.
- [3] S. S. ANTMAN, *Physically unacceptable viscous stresses*, Zeitschrift für angewandte Mathematik und Physik, 49 (1998), pp. 980–988.
- [4] V. I. ARNOL'D, *Mathematical methods of classical mechanics*, vol. 60, Springer Science & Business Media, 2013.
- [5] M. J. BAINES, M. HUBBARD, AND P. JIMACK, *A moving mesh finite element algorithm for the adaptive solution of time-dependent partial differential equations with moving boundaries*, Applied Numerical Mathematics, 54 (2005), pp. 450–469.
- [6] R. E. BANK AND J. XU, *An algorithm for coarsening unstructured meshes*, Numerische Math-

- ematik, 73 (1996), pp. 1–36.
- [7] A. L. BERTOZZI AND A. FLENNER, *Diffuse interface models on graphs for classification of high dimensional data*, Multiscale Modeling & Simulation, 10 (2012), pp. 1090–1118.
- [8] C. BRETT, C. M. ELLIOTT, AND A. S. DEDNER, *Phase field methods for binary recovery*, in Optimization With PDE Constraints, Springer, 2014, pp. 25–63.
- [9] J. W. CAHN AND J. E. HILLIARD, *Free energy of a nonuniform system. i. interfacial free energy*, J. Chem. Phys., 28 (1958), pp. 258–267.
- [10] J. A. CARRILLO, B. DÜRING, D. MATTHES, AND D. S. MCCORMICK, *A lagrangian scheme for the solution of nonlinear diffusion equations using moving simplex meshes*, Journal of Scientific Computing, 75 (2018), pp. 1463–1499.
- [11] J. A. CARRILLO, Y. HUANG, F. S. PATACCHINI, AND G. WOLANSKY, *Numerical study of a particle method for gradient flows*, Kinetic & Related Models, 10 (2017), pp. 613–641.
- [12] J. A. CARRILLO AND J. S. MOLL, *Numerical simulation of diffusive and aggregation phenomena in nonlinear continuity equations by evolving diffeomorphisms*, SIAM Journal on Scientific Computing, 31 (2009), pp. 4305–4329.
- [13] J. A. CARRILLO, H. RANETBAUER, AND M.-T. WOLFRAM, *Numerical simulation of nonlinear continuity equations by evolving diffeomorphisms*, Journal of Computational Physics, 327 (2016), pp. 186–202.
- [14] L.-Q. CHEN, *Phase-field models for microstructure evolution*, Annual review of materials research, 32 (2002), pp. 113–140.
- [15] L. Q. CHEN AND J. SHEN, *Applications of semi-implicit fourier-spectral method to phase field equations*, Computer Physics Communications, 108 (1998), pp. 147–158.
- [16] Q. CHENG, C. LIU, AND J. SHEN, *A new interface capturing method for allen-cahn type equations based on a flow dynamic approach in lagrangian coordinates, i. one-dimensional case*, arXiv preprint arXiv:1911.07830, (2019).
- [17] S. H. CHRISTIANSEN, H. Z. MUNTHE-KAAS, AND B. OWREN, *Topics in structure-preserving discretization*, Acta Numerica, 20 (2011), pp. 1–119.
- [18] B. DACOROGNA, *A relaxation theorem and its application to the equilibrium of gases*, Archive for Rational Mechanics and Analysis, 77 (1981), pp. 359–386.
- [19] C. M. DAFERMOS, C. M. DAFERMOS, C. M. DAFERMOS, G. MATHÉMATICIEN, C. M. DAFERMOS, AND G. MATHEMATICIAN, *Hyperbolic conservation laws in continuum physics*, vol. 3, Springer, 2005.
- [20] S. R. DE GROOT AND P. MAZUR, *Non-equilibrium thermodynamics*, Courier Corporation, 2013.
- [21] Y. DI, R. LI, AND T. TANG, *A general moving mesh framework in 3d and its application for simulating the mixture of multi-phase flows*, Commun. Comput. Phys, 3 (2008), pp. 582–602.
- [22] M. DOI, *Onsagers variational principle in soft matter*, Journal of Physics: Condensed Matter, 23 (2011), p. 284118.
- [23] Q. DU, *Numerical approximations of the ginzburg–landau models for superconductivity*, Journal of mathematical physics, 46 (2005), p. 095109.
- [24] Q. DU AND X. FENG, *The phase field method for geometric moving interfaces and their numerical approximations*, arXiv preprint arXiv:1902.04924, (2019).
- [25] Q. DU, C. LIU, R. RYHAM, AND X. WANG, *Energetic variational approaches in modeling vesicle and fluid interactions*, Physica D: Nonlinear Phenomena, 238 (2009), pp. 923–930.
- [26] B. EISENBERG, Y. HYON, AND C. LIU, *Energy variational analysis of ions in water and channels: Field theory for primitive models of complex ionic fluids*, The Journal of Chemical Physics, 133 (2010), p. 104104.
- [27] L. C. EVANS, O. SAVIN, AND W. GANGBO, *Diffeomorphisms and nonlinear heat flows*, SIAM journal on mathematical analysis, 37 (2005), pp. 737–751.
- [28] J. J. FENG, C. LIU, J. SHEN, AND P. YUE, *An energetic variational formulation with phase field methods for interfacial dynamics of complex fluids: advantages and challenges*, in Modeling of soft matter, Springer, 2005, pp. 1–26.
- [29] W. FENG, P. YU, S. HU, Z.-K. LIU, Q. DU, AND L.-Q. CHEN, *Spectral implementation of an adaptive moving mesh method for phase-field equations*, Journal of Computational Physics, 220 (2006), pp. 498–510.
- [30] X. FENG, Y. HE, AND C. LIU, *Analysis of finite element approximations of a phase field model for two-phase fluids*, Mathematics of computation, 76 (2007), pp. 539–571.
- [31] D. FURIHATA AND T. MATSUO, *Discrete variational derivative method: a structure-preserving numerical method for partial differential equations*, Chapman and Hall/CRC, 2010.
- [32] M.-H. GIGA, A. KIRSHTEN, AND C. LIU, *Variational modeling and complex fluids*, in Handbook of Mathematical Analysis in Mechanics of Viscous Fluids, Y. Giga and A. Novotny, eds., Springer International Publishing, 2017, pp. 1–41.

- [33] O. GONZALEZ AND A. M. STUART, *A first course in continuum mechanics*, Cambridge University Press, 2008.
- [34] J. HUA, P. LIN, C. LIU, AND Q. WANG, *Energy law preserving $c0$ finite element schemes for phase field models in two-phase flow computations*, Journal of Computational Physics, 230 (2011), pp. 7115–7131.
- [35] W. HUANG AND R. D. RUSSELL, *Adaptive moving mesh methods*, vol. 174, Springer Science & Business Media, 2010.
- [36] Y. HYON, C. LIU, ET AL., *Energetic variational approach in complex fluids: maximum dissipation principle*, Discrete & Continuous Dynamical Systems-A, 26 (2010), p. 1291.
- [37] O. JUNGE, D. MATTHES, AND H. OSBERGER, *A fully discrete variational scheme for solving nonlinear fokker-planck equations in multiple space dimensions*, SIAM Journal on Numerical Analysis, 55 (2017), pp. 419–443.
- [38] C. LIU, *An introduction of elastic complex fluids: an energetic variational approach*, in Multi-Scale Phenomena in Complex Fluids: Modeling, Analysis and Numerical Simulation, World Scientific, 2009, pp. 286–337.
- [39] C. LIU AND J. SHEN, *A phase field model for the mixture of two incompressible fluids and its approximation by a fourier-spectral method*, Physica D: Nonlinear Phenomena, 179 (2003), pp. 211–228.
- [40] C. LIU AND Y. WANG, *On lagrangian schemes for porous medium type generalized diffusion equations: a discrete energetic variational approach*, arXiv preprint arXiv:1905.12225, (2019).
- [41] C. LIU AND H. WU, *An energetic variational approach for the cahn-hilliard equation with dynamic boundary condition: model derivation and mathematical analysis*, Archive for Rational Mechanics and Analysis, 233 (2019), pp. 167–247.
- [42] C. S. MACDONALD, J. A. MACKENZIE, A. RAMAGE, AND C. J. NEWTON, *Efficient moving mesh methods for q -tensor models of nematic liquid crystals*, SIAM Journal on Scientific Computing, 37 (2015), pp. B215–B238.
- [43] D. MATTHES AND H. OSBERGER, *A convergent lagrangian discretization for a nonlinear fourth-order equation*, Foundations of Computational Mathematics, 17 (2017), pp. 73–126.
- [44] D. MATTHES AND S. PLAZOTTA, *A variational formulation of the bdf2 method for metric gradient flows*, ESAIM: Mathematical Modelling and Numerical Analysis, 53 (2019), pp. 145–172.
- [45] B. MERRIMAN, J. K. BENCE, AND S. J. OSHER, *Motion of multiple junctions: A level set approach*, Journal of Computational Physics, 112 (1994), pp. 334–363.
- [46] L. ONSAGER, *Reciprocal relations in irreversible processes. i.*, Physical review, 37 (1931), p. 405.
- [47] ———, *Reciprocal relations in irreversible processes. ii.*, Physical review, 38 (1931), p. 2265.
- [48] P.-O. PERSSON AND G. STRANG, *A simple mesh generator in matlab*, SIAM review, 46 (2004), pp. 329–345.
- [49] N. PROVATAS, N. GOLDENFELD, AND J. DANTZIG, *Efficient computation of dendritic microstructures using adaptive mesh refinement*, Physical Review Letters, 80 (1998), p. 3308.
- [50] C. SAMSON, L. BLANC-FÉRAUD, G. AUBERT, AND J. ZERUBIA, *A variational model for image classification and restoration*, IEEE Transactions on Pattern Analysis and Machine Intelligence, 22 (2000), pp. 460–472.
- [51] J. SHEN, *Modeling and numerical approximation of two-phase incompressible flows by a phase-field approach*, in Multiscale modeling and analysis for materials simulation, World Scientific, 2012, pp. 147–195.
- [52] J. SHEN, J. XU, AND J. YANG, *A new class of efficient and robust energy stable schemes for gradient flows*, SIAM Review, 61 (2019), pp. 474–506.
- [53] J. SHEN AND X. YANG, *An efficient moving mesh spectral method for the phase-field model of two-phase flows*, Journal of computational physics, 228 (2009), pp. 2978–2992.
- [54] W. STRUTT, J., *Some general theorems relating to vibrations*, Proceedings of the London Mathematical Society, 1 (1871), pp. 357–368.
- [55] M. SULMAN, J. WILLIAMS, AND R. D. RUSSELL, *Optimal mass transport for higher dimensional adaptive grid generation*, Journal of computational physics, 230 (2011), pp. 3302–3330.
- [56] H. SUN AND C. LIU, *On energetic variational approaches in modeling the nematic liquid crystal flows*, Discrete and Continuous Dynamical Systems, 23 (2009), pp. 455–475.
- [57] R. TEMAM, *Navier-Stokes equations: theory and numerical analysis*, vol. 343, American Mathematical Soc., 2001.
- [58] R. TEMAM AND A. MIRANVILLE, *Mathematical modeling in continuum mechanics*, Cambridge University Press, 2005.
- [59] S. O. UNVERDI AND G. TRYGGVASON, *A front-tracking method for viscous, incompressible, multi-fluid flows*, (1992).

- [60] Y. WANG, G. CANEVARI, AND A. MAJUMDAR, *Order reconstruction for nematics on squares with isotropic inclusions: A landau-de gennes study*, SIAM Journal on Applied Mathematics, 79 (2019), pp. 1314–1340.
- [61] Y. WANG, C. LIU, P. LIU, AND B. EISENBERG, *Field theory of reaction-diffusion: Mass action with an energetic variational approach*, arXiv preprint arXiv:2001.10149, (2020).
- [62] Y. WANG, P. ZHANG, AND J. Z. CHEN, *Formation of three-dimensional colloidal crystals in a nematic liquid crystal*, Soft matter, 14 (2018), pp. 6756–6766.
- [63] Y. WANG, P. ZHANG, AND J. Z. Y. CHEN, *Topological defects in an unconfined nematic fluid induced by single and double spherical colloidal particles*, Physical Review E, 96 (2017), p. 042702.
- [64] M. WESTDICKENBERG AND J. WILKENING, *Variational particle schemes for the porous medium equation and for the system of isentropic euler equations*, ESAIM: Mathematical Modelling and Numerical Analysis, 44 (2010), pp. 133–166.
- [65] J. XU, Y. LI, S. WU, AND A. BOUSQUET, *On the stability and accuracy of partially and fully implicit schemes for phase field modeling*, Computer Methods in Applied Mechanics and Engineering, 345 (2019), pp. 826–853.
- [66] X. XU, Y. DI, AND M. DOI, *Variational method for liquids moving on a substrate*, Physics of Fluids, 28 (2016), p. 087101.
- [67] J. YIN, Y. WANG, J. Z. Y. CHEN, P. ZHANG, AND L. ZHANG, *Construction of a pathway map on a complicated energy landscape*, Phys. Rev. Lett., 124 (2020), p. 090601.
- [68] P. YUE, J. J. FENG, C. LIU, AND J. SHEN, *A diffuse-interface method for simulating two-phase flows of complex fluids*, Journal of Fluid Mechanics, 515 (2004), pp. 293–317.
- [69] Z. ZHANG AND H. TANG, *An adaptive phase field method for the mixture of two incompressible fluids*, Computers & fluids, 36 (2007), pp. 1307–1318.
- [70] C. ZHOU, P. YUE, AND J. J. FENG, *Dynamic simulation of droplet interaction and self-assembly in a nematic liquid crystal*, Langmuir, 24 (2008), pp. 3099–3110.