

Steepest Descent Neural Architecture Optimization: Escaping Local Optimum with Signed Neural Splitting

Lemeng Wu¹ Mao Ye¹ Qi Lei² Jason D. Lee³ Qiang Liu¹

Abstract

We propose *signed splitting steepest descent* (S3D), which progressively grows neural architectures by splitting critical neurons into multiple copies, following a theoretically-derived optimal scheme. Our algorithm is a generalization of the splitting steepest descent (S2D) of Liu et al. (2019b), but significantly improves over it by incorporating a rich set of new splitting schemes that allow negative output weights. By doing so, we can escape local optima that the original S2D can not escape. Theoretically, we show that our method provably learns neural networks with much smaller sizes than these needed for standard gradient descent in overparameterized regimes. Empirically, our method outperforms S2D and prior arts on various challenging benchmarks, including CIFAR-100, ImageNet and ModelNet40.

1. Introduction

Although the weight learning of deep neural networks (DNNs) has been well addressed by gradient-based optimization, efficient optimization of neural network architectures (or structures) is still largely open. Traditional approaches frame the neural architecture optimization as a discrete combinatorial optimization problem, which, however, often leads to highly expensive computational cost, without rigorous theoretical guarantees. Developing a new generation of more efficient and much faster methods of neural architecture optimization is likely to be the next frontier of deep learning.

Recently, Liu et al. (2019b) proposed a *splitting steepest descent* (S2D) method for efficient neural architecture optimization, which frames the joint optimization of the parameters and neural architectures into a continuous optimization

problem in an infinite dimensional model space, and derives a computationally efficient (functional) steepest descent procedure for solving it. Algorithmically, their steepest descent update amounts to progressively growing the neural network structures by splitting critical neurons into multiple copies. The rule for picking what neurons to split and how to split is theoretically derived to yield the fastest descent of the loss, and is fully characterized by a key quantity called the *splitting matrix* for each neuron.

In practice, S2D starts from a small initial network and alternates between two phases: a typical *parametric descent phase* which optimizes the weights with the current architecture fixed until a parametric local optimum is reached, and an *architecture descent phase* in which network structure is augmented by splitting neurons following the theoretically derived rules. Intuitively, the architecture descent phase can be viewed as an optimal way for escaping the local optima in parametric optimization, at the cost of increasing the size of the network. As shown in Liu et al. (2019b); Wang et al. (2019a), S2D can be implemented computationally efficiently and learn small, energy-efficient models with high accuracy on challenging tasks such as ImageNet classification.

However, a key disadvantage of S2D is that its splitting strategy can no longer decrease the loss if all the splitting matrices become positive definite, in a way similar to how local optima are reached when the Hessian matrices are positive definite. This makes it possible for S2D to get stuck even when the loss is not fully optimized. In fact, the points on which S2D get stuck can be viewed as a notion of local optima in the parameter-structure joint space.

In this work, we address this issue by proposing *signed splitting steepest descent* (S3D), which avoids the local optimality problem in S2D. The idea is to improve the optimal splitting rules derived from S2D by maximizing the loss descent on a larger set of candidate splitting schemes. The new optimal splitting rules allow us to split neurons into multiple copies associated with output weights with opposite signs, while the weights in the splitting schemes of S2D are restricted to be positive. By doing so, we can escape local optima that the original S2D can not escape, and yield faster descent of the loss function.

¹Department of Computer Science, The University of Texas at Austin ²Oden Institute for Computational Engineering and Sciences, The University of Texas at Austin ³Department of Electrical Engineering, Princeton University. Correspondence to: Lemeng Wu <lmwu@cs.utexas.edu>.

S3D enjoys both strong theoretical guarantees and empirical performance. Theoretically, in the case of one-hidden-layer neural networks, we prove that S3D can train small and accurate neural networks with much fewer neurons than these required for training over-parametrized networks with standard gradient descent (e.g., Du et al., 2019). Empirically, S3D can learn smaller and more accurate networks in a variety of challenging benchmarks, including CIFAR-100, ImageNet, ModelNet40, on which S3D substantially outperforms S2D and a variety of baselines for learning small and energy-efficient networks (e.g. Liu et al., 2017; Li et al., 2017; Gordon et al., 2018; He et al., 2018).

2. Background: Splitting Steepest Descent

Following Liu et al. (2019b), we start with the case of splitting a single-neuron network $f(x) = \sigma(\theta, x)$, where $\theta \in \mathbb{R}^d$ is the parameter and x the input. The loss function of θ is

$$L(\theta) = \mathbb{E}_{x \sim \mathcal{D}} [\Phi(\sigma(\theta, x))],$$

where $\Phi(\cdot)$ denotes a nonlinear loss function, and \mathcal{D} a data distribution.

Assume we split a neuron with parameter θ into m copies whose parameters are $\{\theta_i\}_{i=1}^m$, each of which is associated with a weight $w_i \in \mathbb{R}$, yielding a large neural network $f(x) = \sum_i w_i \sigma(\theta_i, x)$. Its loss function is

$$\mathcal{L}_m(\theta, \mathbf{w}) = \mathbb{E}_{x \sim \mathcal{D}} \left[\Phi \left(\sum_{i=1}^m w_i \sigma(\theta_i, x) \right) \right],$$

where we write $\theta = \{\theta_i\}_{i=1}^m$ $\mathbf{w} := \{w_i\}_{i=1}^m$. We shall assume $\sum_i w_i = 1$, so that we obtain an equivalent network, or a *network morphism* (Wei et al., 2016), when the split copies are not updated, i.e., $\theta_i = \theta$ for $\forall i$. We want to find the optimal splitting scheme (θ, \mathbf{w}, m) to yield the minimum loss $\mathcal{L}_m(\theta, \mathbf{w})$.

Assume the copies $\{\theta_i\}$ can be decomposed into $\theta_i = \theta + \epsilon(\delta_0 + \delta_i)$ where ϵ denotes a step-size parameter, $\delta_0 := \sum_i w_i \theta_i - \theta$ the average displacement of all copies (which implies $\sum_i w_i \delta_i = 0$), and θ_i the individual “splitting” direction of θ_i . Liu et al. (2019b) showed the following key decomposition of $\mathcal{L}_m(\theta, \mathbf{w})$,

$$\mathcal{L}_m(\theta, \mathbf{w}) = L(\theta + \epsilon \delta_0) + \frac{\epsilon^2}{2} \Pi_m(\delta, \mathbf{w}; \theta) + O(\epsilon^3), \quad (1)$$

where $L(\theta + \epsilon \delta_0)$ denotes the effect of average displacement, corresponding to typical parametric $\theta \mapsto \theta + \epsilon \delta_0$ without splitting, and $\Pi_m(\delta, \mathbf{w}; \theta)$ denotes the effect of splitting

the neurons; it is a quadratic form depending on a *splitting matrix* defined in Liu et al. (2019b):

$$\Pi_m(\delta, \mathbf{w}; \theta) = \sum_{i=1}^m w_i \delta_i^\top S(\theta) \delta_i, \quad (2)$$

$$\text{where } S(\theta) = \mathbb{E}_{x \sim \mathcal{D}} [\Phi'(\sigma(\theta, x)) \nabla_{\theta\theta}^2 \sigma(\theta, x)].$$

$S(\theta) \in \mathbb{R}^{d \times d}$ is called the splitting matrix of $L(\theta)$. Because splitting increases the number of neurons and only contributes an $O(\epsilon^2)$ decrease of loss following (1), it is preferred to decrease the loss with typical parametric updates that requires no splitting (e.g., gradient descent), whenever the parametric local optimum of $L(\theta)$ is not achieved. However, when we research a local optimum of $L(\theta)$, splitting allows us to escape the local optimum at the cost of increasing the number of neurons. In Liu et al. (2019b), the optimal splitting scheme is framed into an optimization problem:

$$G_m^+ := \min_{\delta, \mathbf{w}} \{ \Pi_m(\delta, \mathbf{w}; \theta) : \mathbf{w} \in P_m^+, \delta \in \Delta_{\mathbf{w}} \}, \quad (3)$$

where we optimize the weights \mathbf{w} in the probability simplex

$$P_m^+ = \left\{ \mathbf{w} \in \mathbb{R}^m : \sum_{i=1}^m w_i = 1, w_j \geq 0, \forall j \right\}, \quad (4)$$

and the splitting vectors δ in

$$\Delta_{\mathbf{w}} = \left\{ \delta \in \mathbb{R}^{m \times d} : \sum_{i=1}^m w_i \delta_i = 0, \|\delta_j\| \leq 1, \forall j \right\},$$

in which δ_i is constrained in the unit ball and the constraint $\sum_{i=1}^m w_i \delta_i = 0$ is to ensure a zero average displacement.

Liu et al. (2019b) showed that the optimal gain G_m^+ in (3) depends on the minimum eigen-value λ_{\min} of $S(\theta)$ in that

$$G_m^+ = \min(\lambda_{\min}, 0).$$

If $\lambda_{\min} < 0$, we obtain a strict decrease of the loss, and the maximum decrease can be achieved by a simple binary splitting scheme ($m = 2$), in which the neuron is split into two equally weighted copies along the minimum eigen-vector direction v_{\min} of $S(\theta)$, that is,

$$m = 2, \quad w_1 = w_2 = 1/2, \quad \delta_1 = -\delta_2 = v_{\min}. \quad (5)$$

See Figure 1(a) for an illustration. This binary splitting ($m = 2$) defines the best possible splitting in the sense of (3), which means that it can not be further improved even when it is allowed to split the neuron into an arbitrary number m of copies.

On the other hand, if $\lambda_{\min} > 0$, we have $G_m^+ = 0$ and the loss can not be decreased by any splitting scheme considered in (3). This case was called being *splitting stable* in Liu et al. (2019b), which means that even if the neuron is split into an arbitrary number of copies in arbitrary way (with a small step size ϵ), all its copies would be pushed back to the original neuron when gradient descent is applied subsequently.

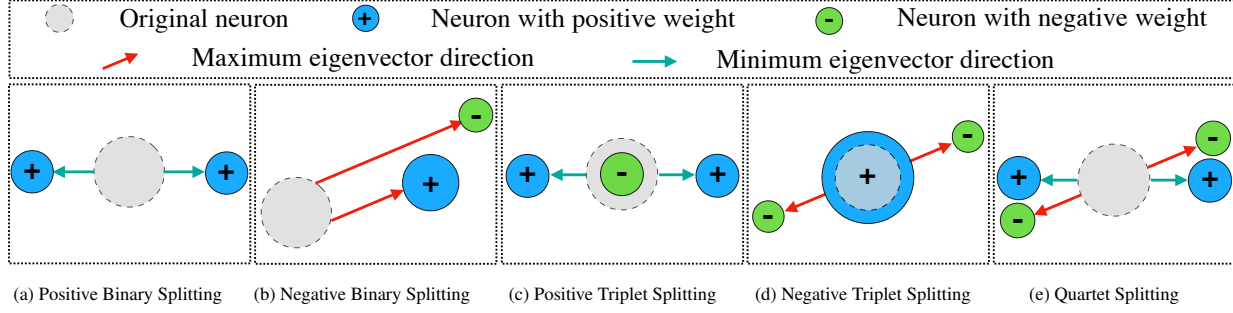


Figure 1. Different splitting strategies

2.1. Main Method: Signed Splitting Steepest Descent

Following the derivation above, the splitting process would get stuck and stop when the splitting matrix $S(\theta)$ is positive definite ($\lambda_{\min} > 0$), and it yields small gain when λ_{\min} is close to zero. Our key observation is that this phenomenon is in fact an artifact of constraining the weights w_i to be non-negative in optimization (3)-(4). By allowing negative weights, we can open the door to a much richer class of splitting schemes, which allows us to descent the loss more efficiently. Interestingly, although the optimal positively weighted splitting is always achievable by the binary splitting scheme ($m = 2$) shown in (5), the optimal splitting schemes with signed weights can be either binary splitting ($m = 2$), triplet splitting ($m = 3$), or at most quartet splitting ($m = 4$).

Specifically, our idea is to replace (3) with

$$G_m^{-c} := \min_{\delta, \mathbf{w}} \{ \Pi_m(\delta, \mathbf{w}; \theta) : \mathbf{w} \in P_m^{-c}, \delta \in \Delta_{\mathbf{w}} \}, \quad (6)$$

where the weights \mathbf{w} is constrained in a larger set P_m^{-c} whose size depends on a scalar parameter $c \in [1, \infty)$:

$$P_m^{-c} = \left\{ \mathbf{w} \in \mathbb{R}^m : \sum_{i=1}^m w_i = 1, \sum_{i=1}^m |w_i| \leq c \right\}. \quad (7)$$

We can see that P_m^{-c} reduces to P_m^+ when $c = 1$, and contains negative weights when $c > 1$. By using $c > 1$, we enable a richer class of splitting schemes with signed weights, hence yielding faster descent of the loss function.

The optimization in (6) is more involved than the positive case (3), but still yield elementary solutions. We now discuss the solution when we split the neuron into $m = 2, 3, 4$ copies, respectively. Importantly, we show that no additional gain can be made by splitting the neuron into more than $m = 4$ copies.

For notation, we denote by λ_{\min} , λ_{\max} the smallest and largest eigenvalues of $S(\theta)$, respectively, and v_{\min} , v_{\max} their corresponding eigen-vectors with unit norm.

Theorem 2.1 (Binary Splittings). *For the optimization in (6) with $m = 2$ and $c \geq 1$, we have*

$$G_2^{-c} = \min \left(\lambda_{\min}, -\frac{c-1}{c+1} \lambda_{\max}, 0 \right),$$

and the optimum is achieved by one of the following cases:

- i) no splitting ($\delta_1 = \delta_2 = 0$), which yields $G_2^{-c} = 0$;
- ii) the positive binary splitting in (5), yielding $G_2^{-c} = \lambda_{\min}$;
- iii) the following “negative” binary splitting scheme:

$$\begin{aligned} w_1 &= \frac{c+1}{2}, & w_2 &= -\frac{c-1}{2}, \\ \delta_1 &= \frac{c-1}{c+1} v_{\max}, & \delta_2 &= v_{\max}, \end{aligned} \quad (8)$$

which yields $G_2^{-c} = -\frac{c-1}{c+1} \lambda_{\max}$. This amounts to splitting the neuron into two copies with a positive and a negative weight, respectively, both of which move along the eigen-vector v_{\max} , but with different magnitudes (to ensure a zero average displacement). See Figure 1(b) for an illustration.

Recall that the positive splitting (5) follows the minimum eigen-vector v_{\min} , and achieves a decrease of loss only if $\lambda_{\min} < 0$. In comparison, the negative splitting (8) exploits the maximum eigen-direction v_{\max} and achieves a decrease of loss when $\lambda_{\max} > 0$. Therefore, unless $\lambda_{\min} = \lambda_{\max} = 0$, which implies $S(\theta) = 0$, a loss decrease can be achieved by either the positive or negative binary splitting.

Theorem 2.2 (Triplet Splittings). *For the optimization in (6) with $m = 3$ and $c \geq 1$, we have*

$$G_3^{-c} = \min \left(\frac{c+1}{2} \lambda_{\min}, -\frac{c-1}{2} \lambda_{\max}, 0 \right),$$

and the optimum is achieved by one of the following cases:

- i) no splitting ($\delta_1 = \delta_2 = \delta_3 = 0$), with $G_3^{-c} = 0$;
- ii) the following “positive” triplet splitting scheme with two

positive weights and one negative weights:

$$\begin{aligned} w_1 &= \frac{c+1}{4}, \quad w_2 = \frac{c+1}{4}, \quad w_3 = -\frac{c-1}{2} \\ \delta_1 &= v_{\min}, \quad \delta_2 = -v_{\min}, \quad \delta_3 = 0, \end{aligned} \quad (9)$$

which yields $G_3^{-c} = \frac{c+1}{2}\lambda_{\min}$.

iii) the following “negative” triplet splitting scheme with two negative weights and one positive weights:

$$\begin{aligned} w_1 &= -\frac{c-1}{4}, \quad w_2 = -\frac{c-1}{4}, \quad w_3 = \frac{c+1}{2} \\ \delta_1 &= v_{\max}, \quad \delta_2 = -v_{\max}, \quad \delta_3 = 0, \end{aligned} \quad (10)$$

which yields $G_3^{-c} = -\frac{c-1}{2}\lambda_{\max}$.

Similar to the binary splittings, the positive and negative triplet splittings exploit the minimum and maximum eigenvalues, respectively. In both cases, the triplet splittings achieve larger descent than the binary counterparts, which is made possible by placing a copy with no movement ($\delta_3 = 0$) to allow the other two copies to achieve larger descent with a higher degree of freedom.

See Figure 1(c)-(d) for illustration of the triplet splittings. Intuitively, the triplet splittings can be viewed as giving birth to two off-springs while keeping the original neuron alive, while the binary splittings “kill” the original neuron and only keep the two off-springs.

We now consider the optimal quartet splitting ($m = 4$), and show that no additional gain is possible with $m \geq 4$ copies.

Theorem 2.3 (Quartet Splitting and Optimality). *For any $m \geq 4$, $m \in \mathbb{Z}_+$ and $c \geq 1$, we have*

$$G_m^{-c} = G_4^{-c} = \frac{c+1}{2}\lambda_{\min}^{\text{th}} - \frac{c-1}{2}\lambda_{\max}^{\text{th}},$$

where $\lambda_{\max}^{\text{th}} = \max(\lambda_{\max}, 0)$ and $\lambda_{\min}^{\text{th}} = \min(\lambda_{\min}, 0)$. In addition, the optimum is achieved by the following splitting scheme with $m = 4$:

$$\begin{aligned} w_1 &= w_2 = \frac{c+1}{4}, \quad w_3 = w_4 = -\frac{c-1}{4} \\ \delta_1 &= -\delta_2 = v_{\min}^{\text{th}}, \quad \delta_3 = -\delta_4 = v_{\max}^{\text{th}}, \end{aligned} \quad (11)$$

where $v_{\min}^{\text{th}} := \mathbb{I}_{[\lambda_{\min} < 0]} \times v_{\min}$, $v_{\max}^{\text{th}} := \mathbb{I}_{[\lambda_{\max} > 0]} \times v_{\max}$, and $\mathbb{I}_{[\cdot]}$ denotes the indicator function.

Therefore, if $\lambda_{\min} = \lambda_{\max} = 0$, we have $v_{\min}^{\text{th}} = v_{\max}^{\text{th}} = 0$, and (11) yields effectively no splitting ($\delta_i = 0$, $\forall i \in [4]$). In this case, no decrease of the loss can be made by any splitting scheme, regardless of how large m is.

If $\lambda_{\max} \geq \lambda_{\min} > 0$ (resp. $\lambda_{\min} \leq \lambda_{\max} < 0$), we have $v_{\min}^{\text{th}} = 0$ (resp. $v_{\max}^{\text{th}} = 0$), and (11) reduces to the positive

(resp. negative) triplet splitting in Theorem 2.2. There is no additional gain to use $m = 4$ over $m = 3$.

If $\lambda_{\min} < 0 < \lambda_{\max}$, this yields a quartet splitting (Figure 1(e)) which has two positively weighted copies split along the v_{\min} direction, and two negative weighted copies along the v_{\max} direction. The advantage of this quartet splitting is that it exploits *both maximum and minimum eigen-directions* simultaneously, while any binary or triplet splitting can only benefit from one of the two directions.

Remark A common feature of all the splitting schemes above ($m = 2, 3$ or 4) is that the decrease of loss is all proportional to the spectrum radius of splitting matrix,

$$\rho(S(\theta)) := \max(|\lambda_{\max}(S(\theta))|, |\lambda_{\min}(S(\theta))|).$$

Specifically, it is easy to see that

$$G_m^{-c} \leq -\kappa_m \rho(S(\theta)), \quad (12)$$

where $\kappa_2 = \frac{c-1}{c+1}$ and $\kappa_m = \frac{c-1}{2}$ for $m \geq 3$. Therefore, unless $\rho(S(\theta)) = 0$, which implies $S(\theta) = 0$, we can always decrease the loss by the optimal splitting schemes with any $m \geq 2$. This is in contrast with the optimal positive splitting in (5), which would get stuck when $S(\theta)$ is positive semi-definite ($\lambda_{\min} \geq 0$).

We can see from Eq (12) that the effects of splittings with different $m \geq 2$ are qualitatively similar. The improvement of using the triplet and quartet splittings over the binary splittings is only up to a constant factor of $\kappa_3/\kappa_2 = (c+1)/2$, and may not yield a significant difference on the final optimization result. As we show in experiments, it is preferred to use binary splittings ($m = 2$), as it introduces less neurons in each splitting and yields much smaller neural networks.

Algorithm Similar to Liu et al. (2019b), the splitting descent can be easily extended to general neural networks with multiple neurons, possibly in different layers, because the effect of splitting different neurons are additive as shown in Theorem 2.4 of Liu et al. (2019b).

This yields the practical algorithm in (1), in which we alternate between *i*) the standard parametric update phase, in which we use traditional gradient-based optimizers until no further improvement can be made by pure parametric updates, and *ii*) the splitting phase, in which we evaluate the minimum and maximum eigenvalues of the splitting matrices of the different neurons, select a subset of neurons with the most negative values of G_m^{-c} with $m = 2, 3$, or 4 , and split these neurons using the optimal schemes specified in Theorem 2.1-2.3.

The rule for deciding how many neurons to split at each iteration can be a heuristic of users’ choice. For example, we can decide a maximum number k of neurons to split and a positive threshold η , and select the top k neurons with the most negative values of G_m^{-c} , and satisfy $G_m^{-c} \leq -\eta$.

Algorithm 1 Signed Splitting Steepest Descent (S3D) for Progressive Training of Neural Networks

Starting from a small initial neural network. Repeat the following steps until a convergence criterion is reached:

1. Parametric Updates: Optimize the neuron weights using standard optimizer (e.g., stochastic gradient descent) to reach a local optimum, on which the parametric update can not make further improvement.

2. Growing by Splitting: Evaluate the maximum and minimum eigenvalues of each neuron; select a set of neurons with most negative values of G_m^{-c} with $m = 2, 3$, or 4 , using a heuristic of choice, and split these neurons using the optimal schemes specified in Theorem 2.1-2.3.

Computational Cost Similar to Liu et al. (2019b), the eigen-computation of signed splittings requires $\mathcal{O}(md^3)$ in time and $\mathcal{O}(md^2)$ in space, where m is the number of neurons and d is the parameter size of each neuron. However, this can be significantly improved by using the Rayleigh-quotient gradient descent for eigen-computation introduced in Wang et al. (2019a), which has roughly the same time and space complexity as typical parametric back-propagation on the same network (i.e., $\mathcal{O}(md^2)$ in time and $\mathcal{O}(md)$ in space). See Appendix C.3 for more details on how we apply Rayleigh-quotient gradient descent in signed splittings.

3. Convergence Analysis

We provide a simple analysis of the convergence of the training loss of signed splitting steepest descent (Algorithm 1) on one-hidden-layer neural networks. We show that our algorithm allows us to achieve a training MSE loss of η by splitting at most $\mathcal{O}((n/(d\eta))^{3/2})$ steps, starting from a single-neuron network, where n is data size and d the dimension of the input dimension.

To set up, consider splitting a one-hidden-layer network,

$$f(x; \theta, \mathbf{w}) = \sum_{i=1}^m w_i \sigma(\theta_i^\top x), \quad (13)$$

where $\sigma: \mathbb{R} \rightarrow \mathbb{R}$ is an uni-variate activation function. Each of the m neurons can be the offspring of some earlier neuron, and will be split further. Consider a general loss of form

$$L(\theta, \mathbf{w}) = \mathbb{E}_{x \sim \mathcal{D}_n} [\Phi(f(x; \theta, \mathbf{w}))].$$

The splitting matrix of the i -th neuron can be shown to be

$$S_i(\theta, \mathbf{w}) = w_i \mathbb{E}_{x \sim \mathcal{D}_n} [\Phi'(f(x; \theta, \mathbf{w})) \sigma''(\theta_i^\top x) x x^\top].$$

For an empirical dataset $\mathcal{D}_n = \{x^{(\ell)}\}_{\ell=1}^n$, define

$$\mathbf{X} = [\mathbf{Vec}(x^{(1)} x^{(1)\top}), \dots, \mathbf{Vec}(x^{(n)} x^{(n)\top})] \in \mathbb{R}^{d^2 \times n}.$$

where $\mathbf{Vec}(A)$ denotes the vectorization of matrix A .

We start with showing that the training loss can be controlled by the spectrum radius $\rho(S_i(\theta, \mathbf{w}))$ of the splitting matrix of any neuron. This allows us to establish provable bounds on the loss because $\rho(S_i(\theta, \mathbf{w}))$ is expected to be zero or small when the signed splitting descent converges.

Assumption 3.1. Consider the network in (13) with mean square loss $\Phi(f(x)) := \frac{1}{2}(f(x) - y(x))^2$, where $y(x)$ denotes the label associated with x . Assume $\lambda_X := \lambda_{\min}(\mathbf{X}^\top \mathbf{X}/d^2) > 0$, and $|\sigma''(\theta_i^\top x^{(\ell)})| \geq h$ for $i \in [m]$ and $\ell \in [n]$. Assume $\|\nabla_{\theta^3}^3 L(\theta, \mathbf{w})\|_\infty \leq 6C$ for all the values of θ and \mathbf{w} reachable by our algorithm.

Lemma 3.2. Under Assumption 3.1, denote by $\rho(S_i) := \max\{|\lambda_{\max}(S_i(\theta, \mathbf{w}))|, |\lambda_{\min}(S_i(\theta, \mathbf{w}))|\}$ the spectrum radius of $S_i(\theta, \mathbf{w})$, and $\alpha = n/(dh^2\lambda_X)$. We have

$$\mathbb{E}_{x \sim \mathcal{D}_n} [(f(x; \theta, \mathbf{w}) - y(x))^2] \leq \alpha(\rho(S_i)/w_i)^2, \quad \forall i \in [m].$$

Assumption 3.3. Assume Assumption 3.1 holds. Let η be any positive constant, and define $\rho_0 := (\eta/\alpha)^{1/2} = h(\lambda_X \eta d/n)^{1/2}$. Assume we apply Algorithm 1 to the neural network in (13), following the guidance below:

1) At each splitting step, we pick any neuron with $w_i^2 \geq 1$ and $\rho(S_i) \geq \rho_0$ and split it with the optimal splittings in Theorem 2.1-2.3 (with $m = 2, 3$ or 4). The algorithm stops when either $L(\theta, \mathbf{w}) \leq \eta$, or such neurons can not be found.

2) Assume the step-size ϵ used in the splitting updates satisfies $\epsilon \leq \frac{1}{4C} \kappa_m \rho_0 = \mathcal{O}((d\eta/n)^{1/2})$.

3) Assume we only update θ during the parametric optimization phase while keeping \mathbf{w} unchanged, and the parametric optimization does not deteriorate the loss.

Theorem 3.4. Assume we run Algorithm 1 with triplet or quartet splittings ($m = 3$ or 4) and $c \geq 3$, and Assumption 3.3 holds. If we initialize the network with a single neuron that satisfies $w_i^2 \geq 1$, then the algorithm achieves $L(\theta, \mathbf{w}) \leq \eta$ with at most

$$T := \left\lceil \beta \epsilon^{-2} \left(\frac{n}{d\eta} \right)^{1/2} \right\rceil$$

iterations, where

$$\beta = 4(\kappa_3 h \sqrt{\lambda_X})^{-1} \max(L(\theta_0, \mathbf{w}_0) - \eta, 0).$$

In this case, we obtain a neural network that achieves $L(\theta, \mathbf{w}) \leq \eta$ with $2T + 1$ neurons via triplet splitting, and $3T + 1$ neurons via quartet splitting.

Since $\epsilon = \mathcal{O}((d\eta/n)^{1/2})$ by Assumption 3.3, our result suggests that we can learn a neural network with

$\mathcal{O}((n/(d\eta))^{3/2})$ neurons to achieve a loss no larger than η . Note that this is much smaller than the number of neurons required for over-parameterization-based analysis of standard gradient descent training of neural networks. For example, the analysis in Du et al. (2019) requires $\mathcal{O}(n^6)$ neurons, or $\mathcal{O}(n^2/d)$ in Oymak & Soltanolkotabi (2019), much larger than what we need when n is large.

Similar result can be established for binary splittings ($m = 2$), but extra consideration is needed. The problem is that the positive binary splitting halves the output weight of the neurons at each splitting, which makes w_i of all the neurons small and hence yields a loose bound in (3.2). This problem is sidestepped in Theorem 3.4 for triplet and quartet splittings by taking $c \geq 3$ to ensure $(c + 1)/4 \geq 1$, so that there always exists at least one off-spring whose output weight is larger than 1 after the splitting. There are several different ways for addressing this issue for binary splittings. One simple approach is to initialize the network to have T neurons with $w_i^2 \geq 1$, so that there always exists neurons with $w_i^2 \geq 1$ during the first T iterations, and yields a neural network with $2T$ neurons at end. We provide a throughout discussion of this issue in the Appendix.

4. Experiments

We test our algorithm on various benchmarks, including CIFAR-100, ImageNet and ModelNet40. We apply our signed splitting steepest descent (S3D) following Algorithm 1 and compare it with splitting steepest descent (S2D) (Liu et al., 2019b), which is the same as Algorithm 1 except that only positive splittings are used. For both S2D and S3D, we split the typical neurons in fully connected networks and split the filters in convolution networks. Our results show that S3D can find much more accurate networks with smaller sizes and lower energy cost compared with the original S2D (Liu et al., 2019b) and other prior art pruning baselines.

In the splitting phase of Algorithm 1, the set of neurons to split is selected to be the top $\alpha\%$ percentage of neurons with the most negative values of G_m^{-c} and satisfy $G_m^{-c} \leq 0$, where α is a hyper-parameter. We also consider an energy-aware variant following Wang et al. (2019a), in which the increase of energy cost for splitting each neuron is estimated at each splitting step, and the set of neurons to split is selected by solving a knapsack problem to maximize the total splitting gain subject to a constraint on the increase of energy cost. See Wang et al. (2019a) for details.

We tested S3D with different splitting sizes ($m = 2, 3, 4$) and found that the binary splitting ($m = 2$) tends to give the best performance in practical deep learning tasks of image and point cloud classification. This is because $m = 3, 4$ tend to give much larger networks while do not yield significant improvement over $m = 2$ to compensate the faster growth

of network size. In fact, if we consider the average gain of each new copy, $m = 2$ provides a better trade-off between the accuracy and network sizes. Therefore, we only consider $m = 2$ in all the deep learning experiments.

4.1. Toy RBF neural networks

We revisit the toy RBF neural network experiment described in Liu et al. (2019b). Although S2D with positive splittings shows good performance in this experiment as shown in Liu et al. (2019b), it still tends to get stuck at local optima when the splitting matrices are positive definite. By using more general signed splittings, our S3D algorithm allows us to escape the local optima that S2D can not escape, hence yielding better results.

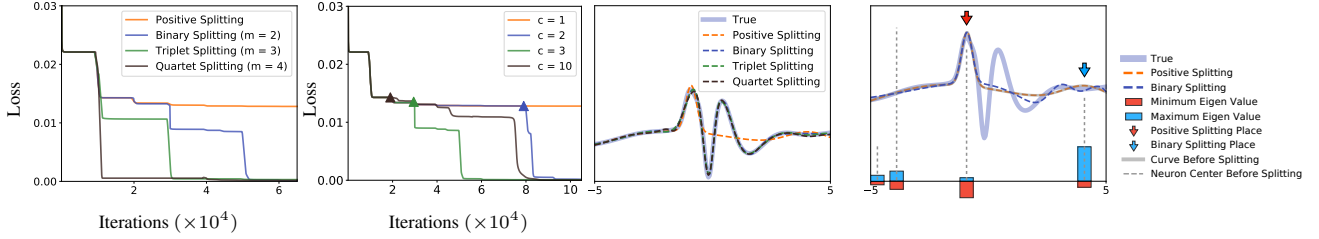
Setting Following Liu et al. (2019b), we consider the following one-hidden-layer RBF neural network with one-dimensional inputs:

$$f(x) = \sum_{i=1}^m w_i \sigma(\theta_{i1}x + \theta_{i2}), \quad \sigma(x) = \exp(-\frac{x^2}{2}), \quad (14)$$

where $x, w_i \in \mathbb{R}$ and $\theta_i = [\theta_{i1}, \theta_{i2}] \in \mathbb{R}^2$ for $\forall i \in [m]$. We define an underlying true function by taking $m = 15$ neurons and drawing w_i and the elements of θ_i i.i.d. from $\mathcal{N}(0, 3)$. We then simulate a dataset $\{x^{(\ell)}, y^{(\ell)}\}_{\ell=1}^{1000}$ by drawing $x^{(\ell)}$ from Uniform($[-5, 5]$) and $y^{(\ell)} = f(x^{(\ell)})$.

To test splitting steepest descent, we start with an initial network with a single neuron and gradually grow it by splitting neurons. We test both S2D which includes only positive binary splittings, and S3D with signed binary splittings ($m = 2$), triplet splittings ($m = 3$), and quartet splittings ($m = 4$), respectively. Because different m yields different numbers of new neurons at each splitting, we set the number of gradient descent iterations during the parametric update phase to be $(m - 1) \times 10k$ for each $m \in \{2, 3, 4\}$, so that neural networks of the same size is trained with the same number of gradient descent iterations. We use Adam optimizer with learning rate 0.005 for parametric gradient descent in all the splitting methods.

Result As shown in Figure 2 (a), S2D gets stuck in a local minimum, while our signed splitting can escape the local minima and fit the true curve well in the end. Figure 2 (b) shows different loss curves trained by S3D ($m = 2$) with different c . The triangle remarks in Figure 2 (b) indicate the first time when positive and signed splittings pick differ neurons. Figure 2 (d) further provides evidence showing that S3D can pick up a different but better neuron (with large λ_{\max}) to split compared with S2D, which helps the network get out of local optima.



(a) Splittings with different m ($c = 3$) (b) Binary splittings with different c (c) Fitted curves after 4th splitting step (d) S2D and S3D ($m = 2$) choice at 4th splitting step

Figure 2. Results on a one-dimensional RBF network. (a) Loss curve of different splitting methods when $c = 3$. (b) Loss curves of signed binary splittings ($m = 2$) with different values of c . Note that $c = 1$ reduces to positive splitting. The triangle markers indicate the first time when S2D and S3D give different splitting results. (c) The curve fitted by different splitting methods when the network grow into 5 neurons. (d) The centers of the RBF neurons (indicated by the bar centers) of the curve learned when applying signed binary splittings ($m = 2$) for 4 steps, and their corresponding maximum and minimum eigenvalues (the blue and red bars). The blue and red arrows indicate the location of splitting according to the maximum and minimum eigenvalues, respectively, and the blue and orange dashed lines are the corresponding curves of binary splittings and positive splittings ($m = 2$) we obtained after the splittings.

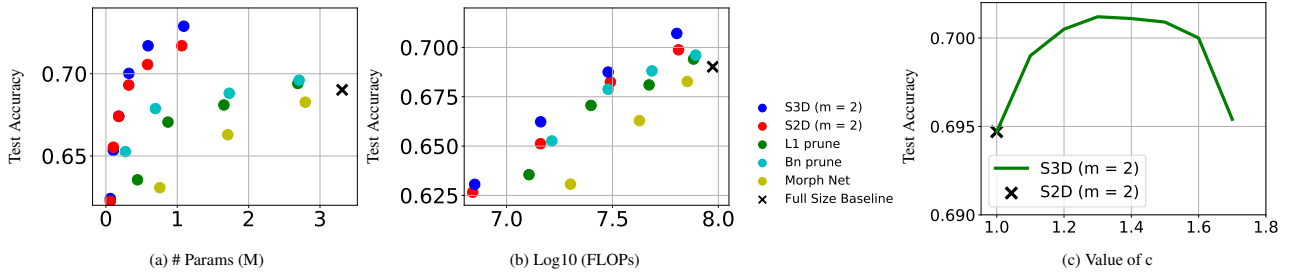


Figure 3. Results of MobileNetV1 on CIFAR-100. (a) Testing accuracy v.s. the number of parameters of the models learned by S3D with binary splittings ($m = 2$) and other baselines. (b) Results in the energy-aware setting by S3D with binary splittings ($m = 2$) and other baselines. (c) Results of S2D and S3D ($m = 2$) when c varies in the same setting as that in (a) at the 5th splitting step.

4.2. Results on CIFAR-100

We apply our S3D algorithm to grow DNNs for the image classification task. We test our method on MobileNetV1 (Howard et al., 2017) on CIFAR-100 and compare our S3D with S2D (Liu et al., 2019b) as well as other pruning baselines, including L1 Pruning (Liu et al., 2017), Bn Pruning (Liu et al., 2017) and MorphNet (Gordon et al., 2018). We also apply our algorithm in an energy-aware setting discussed in Wang et al. (2019a), which decides the best neurons to split by formulating a knapsack problem to best trade-off the splitting gain and energy cost; see Wang et al. (2019a) for the details. To speedup the eigen-computation in S3D and S2D, we use the fast gradient-based eigen-approximation algorithm in (Wang et al., 2019a) (see Appendix C.3). Our results show that our algorithm outperforms prior arts with higher accuracy and lower cost in terms of both model parameter numbers and FLOPs.

Setting We train MobileNetV1 starting from a small network with 32 filters in each layer. MobileNetV1 contains two type of layers: the depth-wise layer and the point-wise layer. We grow the network by splitting the filters in the point-wise layers following Algorithm 1. In parametric update phase, we train the network for 160 epochs with batch size 128. We use stochastic gradient descent with momen-

tum 0.1, weight decay 10^{-4} , and learning rate 0.1. We apply a decay rate 0.1 on the learning rate when we reach 50% and 75% of the total training epochs. In the splitting phase, we set the splitting step size $\epsilon = 0.01$, choose $c = 1.3$, and split the top 35% of the current filters at each splitting phase. Our experiments in the energy-aware setting follows Wang et al. (2019a) closely, by keeping their code unchanged except replacing positive splitting schemes with binary signed splittings with $c = 1.3$.

Result Figure 3 (a) and (b) show that our S3D algorithm outperforms all the baselines in both the standard-setting and the energy-aware setting of Wang et al. (2019a). Table 1 reports the testing accuracy, parameter size and FLOPs of the learned models. We can see that our method achieves significantly higher accuracy as well as lower parameter sizes and FLOPs.

Ablation study We study the relation between testing accuracy and the hyper-parameter c in Figure 3 (c), at the 5th splitting step in Figure 3 (a) (note that $c = 1.0$ reduces to S2D). We can see that $c \approx 1.3$ is optimal in this case.

Signed Splitting Steepest Descent for Neural Architecture Optimization

Method	Accuracy	# Param (M)	# Flops (M)
Full Size Baseline	69.04	3.31	94.13
L1 Prune (Liu et al., 2017)	69.41	2.69	76.34
Bn Prune (Liu et al., 2017)	69.61	2.71	78.15
MorphNet (Gordon et al., 2018)	68.27	2.79	71.63
S2D-5 (Liu et al., 2019b)	69.69	0.31	79.94
S3D-5	70.19	0.30	73.69

Table 1. Comparison of different methods when the testing accuracy is around 69%. S2D-5 and S3D-5 represent applying S2D and S3D ($m = 2$) for 5 splitting steps, respectively.

Model	MACs (G)	Top-1	Top-5
MobileNetV1 (1.0x)	0.569	72.93	91.14
S2D-4	0.561	73.96	91.49
S3D-4	0.558	74.12	91.50
MobileNetV1 (0.75x)	0.317	70.25	89.49
AMC (He et al., 2018)	0.301	70.50	89.30
S2D-3	0.292	71.47	89.67
S3D-3	0.291	71.61	89.83
MobileNetV1 (0.5x)	0.150	65.20	86.34
S2D-2	0.140	68.26	87.93
S3D-2	0.140	68.72	88.19
S2D-1	0.082	64.06	85.30
S3D-1	0.082	64.37	85.49
Seed	0.059	59.20	81.82

Table 2. Results of ImageNet classification using MobileNetV1. S2D- k and S3D- k denote we split the network k times using S2D and S3D ($m = 2$), respectively.

4.3. Results on ImageNet

We apply our method in ImageNet classification task. We follow the setting of (Wang et al., 2019a), using their energy-aware neuron selection criterion and fast gradient-based eigen-approximation. We also compare our methods with AMC (He et al., 2018), full MobileNetV1 and MobileNetV1 with $0.75\times$, $0.5\times$ width multipliers on each layers. We find that our S3D achieves higher Top-1 and Top-5 accuracy than other methods with comparable multiply-and-accumulate operations (MACs).

Setting We test different methods on MobileNetV1 following the same setting in Wang et al. (2019a): when we update parameters, we set the batch size to be 128 for each GPU and use 4 GPUs in total, we use stochastic gradient descent with the cosine learning rate scheduler and set the initial learning rate to be 0.2. We also use label-smoothing (0.1) and 5 epochs warm-up. When splitting the networks, we set the splitting step size $\epsilon = 0.01$ and keep the number of MACs close to the MACs of S2D reported in Wang et al. (2019a).

Result Table 2 shows that our S3D obtains better Top-1 and Top-5 accuracy compared with the S2D in Wang et al. (2019a) and other baselines with the same or smaller MACs.

Model	Acc.	Forward time (ms)	# Param (M)
PointNet (Qi et al., 2017a)	89.2	32.19	2.85
PointNet++ (Qi et al., 2017b)	90.7	331.4	0.86
DGCNN (1.0x)	92.6	60.12	1.81
DGCNN (0.75x)	92.4	48.06	1.64
DGCNN (0.5x)	92.3	38.90	1.52
DGCNN-S2D-4	92.7	42.83	1.52
DGCNN-S3D-4	92.9	42.06	1.51

Table 3. Results on the ModelNet40 classification task. DGCNN-S2D-4 and DGCNN-S3D-4 denote applying S2D and S3D ($m = 2$) for 4 splitting steps, respectively.

4.4. Filter Visualization Result

We visualize the filters picked by S2D/S3D when splitting VGG19. We take the pre-trained VGG19 on ImageNet, and evaluate the splitting matrices of the filters in the last convolution layer on a randomly picked image. We then pick the filters with the largest or smallest λ_{\min} or λ_{\max} and visualize them before and after splitting. We use guided gradient back-propagation (Springenberg et al., 2015) as the visualization tool and apply a gray-scale on the output image to have a better visualization. During the splitting, we set the splitting step size $\epsilon = 0.01$.

Figure 4 visualizes the filters on an image whose label is “bulldog” (see Appendix 5 for more examples). We see that the filters with large $\rho := \max(|\lambda_{\min}|, |\lambda_{\max}|)$ tend to change significantly after splitting. In contrast, the filters with small ρ tend to keep unchanged after splitting. This suggests that the spectrum radius ρ provides a good estimation of the benefit of splitting.

4.5. Results on Point Cloud Classification

Point cloud is a simple and popular representation of 3D objects, which can be easily captured and processed by mobile devices. Point cloud classification amounts to classifying 3D objects based on their point cloud representations, and is found in many cutting-edge AI applications, such as face recognition in Face ID and LIDAR-based recognition in autonomous driving. Since many of these applications are deployed on mobile devices, a key challenges is to build small and energy efficient networks with high accuracy. We can attack this challenge with splitting steepest descent.

Backbone Network and Dataset Dynamic graph convolution neural network (DGCNN) (Wang et al., 2019b) is one of the best networks for point cloud classification. However, DGCNN tends to be expensive in both speed and space, because it involves K-nearest-neighbour (KNN) operators for aggregating neighboring features on the graph. We apply S3D to search better DGCNN structures with smaller sizes, hence significantly improving the space and time efficiency. Following the experiment in Wang et al. (2019b), we choose ModelNet40 as our dataset.




Figure 4. Filter visualization result. The filters are visualized by guided backpropagation. The center figures in (b)-(d) are the visualization of the different filters before splitting. The four surrounding figures in each panel are the results we get after split the neurons with $\theta \leftarrow \theta \pm \epsilon v_{\min}$ (left) and $\theta \leftarrow \theta \pm \epsilon v_{\max}$ (right), respectively. The figures with colored dashed boxes are the cases with significant changes after splitting, whose corresponding eigen-values tend to be far away from zero comparing with the other cases.

Setting DGCNN has two types of layers, the EdgeConv layers and the fully-connected layers. We keep the fully-connected layers unchanged, and apply S3D to split the filters in the EdgeConv layers which contain expensive dynamic KNN operations. The smaller number of filters can substantially speed up the KNN operations, leading a faster forward speed in the EdgeConv layers.

The standard DGCNN has (64, 64, 128, 256) channels in its 4 EdgeConv layers. We initialize our splitting process starting from a small DGCNN with 16 channels in each EdgeConv layer. In the parametric update phase, we follow the setting of Wang et al. (2019b) and train the network with a batch size of 32 for 250 epochs. We use the stochastic gradient descent with an initial learning rate of 0.1, weight decay 10^{-4} , and momentum 0.9. We use the cosine decay scheduler to decrease the learning rate. In each splitting phase, we use the gradient-based eigen-approximation following Wang et al. (2019a) and increase the total number of filters by 40%. The splitting step size ϵ is 0.01.

Result Table 3 shows the result compared with PointNet (Qi et al., 2017a), PointNet++ (Qi et al., 2017b) and DGCNN with different multiplier on its EdgeConv layers. We compare the accuracy as well as model size and time cost for forward processing. For forward processing time, we test it on a single NVIDIA RTX 2080Ti with a batch size of 16. We can see that our S3D algorithm obtains networks with the highest accuracy among all the methods, with a faster forward processing speed than DGCNN ($0.75\times$) and a smaller model size than DGCNN ($0.5\times$).

5. Related Works

Neural Architecture Search (NAS) has been traditionally framed as a discrete combinatorial optimization and solved based on black-box optimization methods such as reinforcement learning (e.g. Zoph & Le, 2017; Zoph et al., 2018), evolutionary/genetic algorithms (e.g., Stanley & Miikkulainen, 2002; Real et al., 2018), or continuous relaxation followed with gradient descent (e.g., Liu et al., 2019a; Xie

et al., 2018). These methods need to search in a large model space with expensive evaluation cost, and can be computationally expensive or easily stucked at local optima. Techniques such as weight-sharing (e.g. Pham et al., 2018; Cai et al., 2019; Bender et al., 2018) and low fidelity estimates (e.g., Zoph et al., 2018; Falkner et al., 2018; Runge et al., 2019) have been developed to alleviate the cost problem in NAS; see e.g., Elsken et al. (2019b); Wistuba et al. (2019) for recent surveys of NAS. In comparison, splitting steepest descent is based on a significantly different functional steepest view that leverages the fundamental topological information of deep neural architectures to enable more efficient search, ensuring both rigorous theoretical guarantees and superior practical performance.

The idea of progressively growing neural networks has been considered by researchers in various communities from different angles. However, most existing methods are based on heuristic ideas. For example, Wynne-Jones (1992) proposed a heuristic method to split neurons based on the eigen-directions of covariance matrix of the gradient. See e.g., Ghosh & Tumer (1994); Utgoff & Precup (1998) for surveys of similar ideas in the classical literature.

Recently, Chen et al. (2016) proposed a method called Net2Net for knowledge transferring which grows a well-trained network by splitting randomly picked neurons along random directions. Our optimal splitting strategies can be directly adapted to improve Net2Net. Going beyond node splitting, more general operators that grow networks while preserving the function represented by the networks, referred to as *network morphism*, have been studied and exploited in a series of recent works (e.g., Chen et al., 2016; Wei et al., 2016; Cai et al., 2018; Elsken et al., 2019a).

A more principled progressive training approach for neural networks can be derived using Frank-Wolfe (e.g., Schwenk & Bengio, 2000; Bengio et al., 2006; Bach, 2017), which yields greedy algorithms that iteratively add optimal new neurons while keeping the previous neurons fixed. Although rigorous convergence rate can be established for these methods (e.g., Bach, 2017), they are not practically ap-

plicable because adding each new neuron requires to solve an intractable non-convex global optimization problem. In contrast, the splitting steepest descent approach is fully computationally tractable, because the search of the optimal node splitting schemes amounts to an tractable eigen-decomposition problem (albeit being non-convex). The original S2D in Liu et al. (2019b) did not provide a convergence guarantee, because the algorithm gets stuck when the splitting matrices become positive definite. By using signed splittings, our S3D can escape more local optima, ensuring both strong theoretical guarantees and better empirical performance.

An alternative approach for learning small and energy-efficient networks is to *prune* large pre-trained neural networks to obtain compact sub-network structures (e.g., Han et al., 2016; Li et al., 2017; Liu et al., 2017; 2019c; Frankle & Carbin, 2018). As shown in our experiments and Liu et al. (2019b); Wang et al. (2019a), the splitting approach can outperform existing pruning methods, without requiring the overhead of pre-training large models. A promising future direction is to design algorithms that adaptively combine splitting with pruning to achieve better results.

6. Conclusion

In this work, we propose signed splitting steepest descent (S3D), which allows us to escape the local optima S2D by introducing novel signed splitting schemes. We demonstrate that S3D can learn small and accurate networks by both rigorous theoretical analysis and extensive experiments.

References

- Bach, F. Breaking the curse of dimensionality with convex neural networks. *Journal of Machine Learning Research*, 18(19):1–53, 2017.
- Bender, G., Kindermans, P.-J., Zoph, B., Vasudevan, V., and Le, Q. Understanding and simplifying one-shot architecture search. In *Proceedings of the 35th International Conference on Machine Learning*, volume 80, pp. 550–559, 2018.
- Bengio, Y., Roux, N. L., Vincent, P., Delalleau, O., and Marcotte, P. Convex neural networks. In *Advances in neural information processing systems*, pp. 123–130, 2006.
- Cai, H., Chen, T., Zhang, W., Yu, Y., and Wang, J. Efficient architecture search by network transformation. In *Thirty-Second AAAI conference on artificial intelligence*, 2018.
- Cai, H., Zhu, L., and Han, S. ProxylessNAS: Direct neural architecture search on target task and hardware. In *International Conference on Learning Representations (ICLR)*, 2019.
- Chen, T., Goodfellow, I., and Shlens, J. Net2net: Accelerating learning via knowledge transfer. In *International Conference on Learning Representations (ICLR)*, 2016.
- Du, S. S., Zhai, X., Poczos, B., and Singh, A. Gradient descent provably optimizes over-parameterized neural networks. In *International Conference on Learning Representations (ICLR)*, 2019.
- Elsken, T., Metzen, J. H., and Hutter, F. Efficient multi-objective neural architecture search via lamarckian evolution. *International Conference on Learning Representations (ICLR)*, 2019a.
- Elsken, T., Metzen, J. H., and Hutter, F. Neural architecture search: A survey. *Journal of Machine Learning Research*, 20(55):1–21, 2019b.
- Falkner, S., Klein, A., and Hutter, F. BOHB: Robust and efficient hyperparameter optimization at scale. In *Proceedings of the 35th International Conference on Machine Learning (ICML)*, volume 80, pp. 1437–1446, 2018.
- Frankle, J. and Carbin, M. The lottery ticket hypothesis: Finding sparse, trainable neural networks. *arXiv preprint arXiv:1803.03635*, 2018.
- Ghosh, J. and Tumer, K. Structural adaptation and generalization in supervised feedforward networks. *Journal of Artificial Neural Networks*, 1(4):431–458, 1994.
- Gordon, A., Eban, E., Nachum, O., Chen, B., Wu, H., Yang, T.-J., and Choi, E. Morphnet: Fast & simple resource-constrained structure learning of deep networks. In *Proceedings of the IEEE Conference on Computer Vision and Pattern Recognition (CVPR)*, pp. 1586–1595, 2018.
- Han, S., Mao, H., and Dally, W. J. Deep compression: Compressing deep neural networks with pruning, trained quantization and Huffman coding. *International Conference on Learning Representations (ICLR)*, 2016.
- He, Y., Lin, J., Liu, Z., Wang, H., Li, L.-J., and Han, S. Amc: Automl for model compression and acceleration on mobile devices. In *Proceedings of the European Conference on Computer Vision (ECCV)*, pp. 784–800, 2018.
- Howard, A. G., Zhu, M., Chen, B., Kalenichenko, D., Wang, W., Weyand, T., Andreetto, M., and Adam, H. Mobilenets: Efficient convolutional neural networks for mobile vision applications. *arXiv preprint arXiv:1704.04861*, 2017.
- Li, H., Kadav, A., Durdanovic, I., Samet, H., and Graf, H. P. Pruning filters for efficient convnets. *International Conference on Learning Representations (ICLR)*, 2017.
- Liu, H., Simonyan, K., and Yang, Y. Darts: Differentiable architecture search. *International Conference on Learning Representations*, 2019a.

- Liu, Q., Wu, L., and Wang, D. Splitting steepest descent for growing neural architectures. *Neural Information Processing Systems (NeurIPS)*, 2019b.
- Liu, Z., Li, J., Shen, Z., Huang, G., Yan, S., and Zhang, C. Learning efficient convolutional networks through network slimming. In *Proceedings of the IEEE International Conference on Computer Vision (ICCV)*, pp. 2736–2744, 2017.
- Liu, Z., Sun, M., Zhou, T., Huang, G., and Darrell, T. Rethinking the value of network pruning. *International Conference on Learning Representations*, 2019c.
- Oymak, S. and Soltanolkotabi, M. Towards moderate overparameterization: global convergence guarantees for training shallow neural networks. *arXiv preprint arXiv:1902.04674*, 2019.
- Parlett, B. N. *The Symmetric Eigenvalue Problem*. Prentice-Hall, Inc., USA, 1998. ISBN 0898714028.
- Pham, H., Guan, M. Y., Zoph, B., Le, Q. V., and Dean, J. Efficient neural architecture search via parameter sharing. In *Proceedings of the 35th International Conference on Machine Learning (ICML)*, 2018.
- Qi, C. R., Su, H., Mo, K., and Guibas, L. J. Pointnet: Deep learning on point sets for 3d classification and segmentation. In *The IEEE Conference on Computer Vision and Pattern Recognition (CVPR)*, July 2017a.
- Qi, C. R., Yi, L., Su, H., and Guibas, L. J. Pointnet++: Deep hierarchical feature learning on point sets in a metric space. In Guyon, I., Luxburg, U. V., Bengio, S., Wallach, H., Fergus, R., Vishwanathan, S., and Garnett, R. (eds.), *Advances in Neural Information Processing Systems 30*, pp. 5099–5108. 2017b.
- Real, E., Aggarwal, A., Huang, Y., and Le, Q. V. Regularized evolution for image classifier architecture search. *ICML AutoML Workshop*, 2018.
- Runge, F., Stoll, D., Falkner, S., and Hutter, F. Learning to design RNA. In *International Conference on Learning Representations (ICLR)*, 2019.
- Schwenk, H. and Bengio, Y. Boosting neural networks. *Neural computation*, 12(8):1869–1887, 2000.
- Springenberg, J., Dosovitskiy, A., Brox, T., and Riedmiller, M. Striving for simplicity: The all convolutional net. In *International Conference on Learning Representation (ICLR) workshop track*, 2015.
- Stanley, K. O. and Miikkulainen, R. Evolving neural networks through augmenting topologies. *Evolutionary computation*, 10(2):99–127, 2002.
- Utgoff, P. E. and Precup, D. Constructive function approximation. In *Feature Extraction, Construction and Selection*, pp. 219–235. Springer, 1998.
- Wang, D., Li, M., Wu, L., Chandra, V., and Liu, Q. Energy-aware neural architecture optimization with fast splitting steepest descent. *arXiv preprint arXiv:1910.03103*, 2019a.
- Wang, Y., Sun, Y., Liu, Z., Sarma, S. E., Bronstein, M. M., and Solomon, J. M. Dynamic graph cnn for learning on point clouds. *ACM Transactions on Graphics (TOG)*, 38(5):1–12, 2019b.
- Wei, T., Wang, C., Rui, Y., and Chen, C. W. Network morphism. In *International Conference on Machine Learning (ICML)*, pp. 564–572, 2016.
- Wistuba, M., Rawat, A., and Pedapati, T. A survey on neural architecture search. *arXiv preprint arXiv:1905.01392*, 2019.
- Wynne-Jones, M. Node splitting: A constructive algorithm for feed-forward neural networks. In *Advances in neural information processing systems*, pp. 1072–1079, 1992.
- Xie, S., Zheng, H., Liu, C., and Lin, L. SNAS: stochastic neural architecture search. *International Conference on Learning Representations (ICLR)*, 2018.
- Zoph, B. and Le, Q. V. Neural architecture search with reinforcement learning. *Proceedings of the 35th International Conference on Machine Learning (ICML)*, 2017.
- Zoph, i. B., Vasudevan, V., Shlens, J., and Le, Q. V. Learning transferable architectures for scalable image recognition. In *Proceedings of the IEEE conference on computer vision and pattern recognition (CVPR)*, pp. 8697–8710, 2018.

A. Derivation of Optimal Splitting Schemes with Negative Weights

Lemma A.1. *Let (δ^*, w^*) be an optimal solution of (6). Then δ_i^* must be an eigen-vector of $S(\theta)$ unless $w_i^* = 0$ or $\delta_i^* = 0$.*

Proof. Write $S = S(\theta)$ for simplicity. With fixed weights w , the optimization w.r.t. δ is

$$\min_{\delta} \sum_{i=1}^m w_i \delta_i^\top S \delta_i \quad s.t. \quad \left\| \sum_{i=1}^m w_i \delta_i \right\| = 0, \quad \|\delta_i\| = 1.$$

By KKT condition, the optimal solution must satisfy

$$\begin{aligned} w_i^* S \delta_i^* - \lambda_1 w_i^* \bar{\delta}^* - \lambda_2^* \delta_i &= 0 \\ \bar{\delta}^* &:= \sum_{i=1}^m w_i^* \delta_i^* = 0, \end{aligned}$$

where λ_1 and λ_2 are two Lagrangian multipliers. Canceling out $\bar{\delta}^*$ gives

$$w_i^* S \delta_i^* - \lambda_2^* \delta_i^* = 0.$$

Therefore, if $w_i^* \neq 0$ and $\delta_i \neq 0$, then δ_i^* must be the eigen-vector of S with eigen-value λ_2/w_i^* . □

A.1. Derivation of Optimal Binary Splittings ($m = 2$)

Theorem A.2. 1) Consider the optimization in (6) with $m = 2$ and $c \geq 1$. Then the optimal solution must satisfy

$$\delta_1 = r_1 v, \quad \delta_2 = r_2 v,$$

where v is an eigen-vector of $S(\theta)$ and $r_1, r_2 \in \mathbb{R}^2$ are two scalars.

2) In this case, the optimization reduces to

$$\begin{aligned} G_2^{-c} &:= \min_{\mathbf{w}, r, v} (w_1 r_1^2 + w_2 r_2^2) \times \lambda \\ \text{s.t. } & w_1 + w_2 = 1 \\ & w_1 r_1 + w_2 r_2 = 0 \\ & |w_1| + |w_2| \leq c \\ & |r_1|, |r_2| \leq 1 \\ & \lambda \text{ is an eigen-value of } S(\theta). \end{aligned} \tag{15}$$

3) The optimal value above is

$$G_2^{-c} = \min \left(\lambda_{\min}, -\frac{c-1}{c+1} \lambda_{\max}, 0 \right). \tag{16}$$

If $-\frac{c-1}{c+1} \lambda_{\max} < \min(\lambda_{\min}, 0)$, the optimal solution is achieved by

$$w_1 = -\frac{c-1}{2}, \quad \delta_1 = v_{\max}, \quad w_2 = \frac{c+1}{2}, \quad \delta_2 = \frac{c-1}{c+1} v_{\max}.$$

If $\lambda_{\min} < \min(-\frac{c-1}{c+1} \lambda_{\max}, 0)$ the optimal solution is achieved by

$$w_1 = \frac{1}{2}, \quad \delta_1 = v_{\min}, \quad w_2 = \frac{1}{2}, \quad \delta_2 = -v_{\min}.$$

If $0 \leq \min(\lambda_{\min}, -\frac{c-1}{c+1} \lambda_{\max})$, and hence $\lambda_{\min} = \lambda_{\max} = 0$, the optimal solution is achieved by no splitting: $\delta_1 = \delta_2 = 0$.

Proof. 1) The form of $\delta_1 = r_1 v$ and $\delta_2 = r_2 v$ is immediately implied by the constraint $w_1 \delta_1 + w_2 \delta_2 = 0$. By Lemma A.1, v must be an eigen-vector of $S(\theta)$.

2) Plugging $\delta_1 = r_1 v$ and $\delta_2 = r_2 v$ into (6) directly implies (15).

3) Following (15), we seek to minimize the product of $t(\mathbf{w}, r) := w_1 r_1^2 + w_2 r_2^2$ and λ . If $\lambda \geq 0$, we need to minimize $t(\mathbf{w}, r)$, while if $\lambda \leq 0$, we need to maximize $t(\mathbf{w}, r)$. Lemma A.3 and A.4 below show that the minimum and maximum values of $t(\mathbf{w}, r)$ equal $-\frac{c-1}{c+1}$ and 1, respectively. Because the range of λ is $[\lambda_{\min}, \lambda_{\max}]$, we can write

$$\begin{aligned} G_2^{-c} &= \min_{t, v} \left\{ t \times \lambda : -\frac{c-1}{c+1} \leq t \leq 1, \quad \lambda_{\min} \leq \lambda \leq \lambda_{\max} \right\} \\ &= \min \left(\lambda_{\min}, -\frac{c-1}{c+1} \lambda_{\max} \right). \end{aligned}$$

From $\lambda_{\min} \leq \lambda_{\max}$, we can easily see that $G_2^{-c} \leq 0$, and hence the form above is equivalent to the result in Theorem 2.1. The corresponding optimal solutions follow Lemma A.3 and A.4 below, which describe the values of (w_1, w_2, r_1, r_2) to minimize and maximize $w_1 r_1^2 + w_2 r_2^2$, respectively. \square

Lemma A.3. Consider the following optimization with $c \geq 1$:

$$\begin{aligned} R_2^{\min} &:= \min_{(\mathbf{w}, r) \in \mathbb{R}^4} w_1 r_1^2 + w_2 r_2^2 \\ \text{s.t. } & w_1 + w_2 = 1 \\ & w_1 r_1 + w_2 r_2 = 0 \\ & |w_1| + |w_2| \leq c \\ & |r_1|, |r_2| \leq 1. \end{aligned} \tag{17}$$

Then we have $R_2^{\min} = -\frac{c-1}{c+1}$ and the optimal solution is achieved by the following scheme:

$$\begin{aligned} w_1 &= -\frac{c-1}{2}, & r_1 &= 1 \\ w_2 &= \frac{c+1}{2}, & r_2 &= \frac{c-1}{c+1}. \end{aligned} \tag{18}$$

Proof. **Case 1** ($w_2 \leq 0, w_1 \geq 1$) Assume $w_2 = -a$. We have $w_1 = 1 + a > 1$.

$$\begin{aligned} \min_{a, r_1, r_2} & (1+a)r_1^2 - ar_2^2 \\ \text{s.t.} & (1+a)r_1 = ar_2 \\ & a \leq \frac{c-1}{2} \\ & |r_1|, |r_2| \leq 1. \end{aligned}$$

Eliminating r_1 , we have

$$\min_{a, r_2} \left(-\frac{a}{1+a} \right) r_2^2 \quad \text{s.t.} \quad a \leq \frac{c-1}{2}, \quad |r_2| \leq 1.$$

The optimal solution is $r_2 = 1$ or -1 , and $a = \frac{c-1}{2}$, for which we achieve a minimum value of $w_1 r_1^2 + w_2 r_2^2 = -\frac{c-1}{c+1}$.

Case 2 ($w_1 \geq 0, w_2 \geq 0$) This case is obviously sub-optimal since we have $w_1 r_1^2 + w_2 r_2^2 \geq 0 \geq -\frac{c-1}{c+1}$ in this case.

Overall, the minimum value is $-\frac{c-1}{c+1}$. This completes the proof. \square

Lemma A.4. Consider the following optimization with $c \geq 1$:

$$\begin{aligned} R_2^{\max} &:= \max_{(\mathbf{w}, \mathbf{r}) \in \mathbb{R}^4} w_1 r_1^2 + w_2 r_2^2 \\ \text{s.t.} & w_1 + w_2 = 1 \\ & w_1 r_1 + w_2 r_2 = 0 \\ & |w_1| + |w_2| \leq c \\ & |r_1|, |r_2| \leq 1. \end{aligned} \tag{19}$$

Then we have $R_2^{\max} = 1$, which is achieved by the following scheme:

$$\begin{aligned} w_1 &= \frac{1}{2}, & r_1 &= 1 \\ w_2 &= \frac{1}{2}, & r_2 &= -1. \end{aligned} \tag{20}$$

Proof. It is easy to see that $R_2^{\max} \leq 1$. On the other hand, this bound is achieved by the scheme in (20). \square

A.2. Derivation of Triplet Splittings ($m = 3$)

Theorem A.5. Consider the optimization in (6) with $m = 3$ and $c \geq 1$.

1) The optimal solution of (6) must satisfy

$$\delta_i = \sum_{\ell=1}^{d_\lambda} r_{i,\ell} v_\ell,$$

where $\{v_\ell: i = 1, \dots, d_\lambda\}$ is a set of d_λ orthonormal eigen-vectors of $S(\theta)$ that share the same eigenvalue λ , and $\{r_{i,\ell}\}_{i,\ell}$ is a set of coefficients.

2) Write $r_i = [r_{i,1}, \dots, r_{i,d_\lambda}] \in \mathbb{R}^{d_\lambda}$ for $i = 1, 2, 3$. The optimization in (6) is equivalent to

$$\begin{aligned} G_3^{-c} &:= \min_{w, r, \lambda} (w_1 \|r_1\|^2 + w_2 \|r_2\|^2 + w_3 \|r_3\|^2) \times \lambda \\ \text{s.t. } & w_1 + w_2 + w_3 = 1 \\ & w_1 r_1 + w_2 r_2 + w_3 r_3 = 0 \\ & |w_1| + |w_2| + |w_3| \leq c \\ & \|r_1\|, \|r_2\|, \|r_3\| \leq 1 \\ & \lambda \text{ is an eigen-value of } S(\theta) \text{ with } d_\lambda \text{ orthogonal eigen-vectors.} \end{aligned} \quad (21)$$

3) The optimal value above is

$$G_3^{-c} = \min \left(\frac{c+1}{2} \lambda_{\min}, -\frac{c-1}{2} \lambda_{\max}, 0 \right). \quad (22)$$

If $-\frac{c-1}{2} \lambda_{\max} < \frac{c+1}{2} \min(\lambda_{\min}, 0)$, the optimal solution is achieved by

$$\left(w_1 = -\frac{c-1}{4}, \quad \delta_1 = v_{\max} \right), \quad \left(w_2 = -\frac{c-1}{4}, \quad \delta_2 = -v_{\max} \right), \quad \left(w_3 = \frac{c+1}{2}, \quad \delta_3 = 0 \right).$$

If $\frac{c+1}{2} \lambda_{\min} < -\frac{c-1}{2} \max(\lambda_{\max}, 0)$ the optimal solution is achieved by

$$\left(w_1 = \frac{c+1}{4}, \quad \delta_1 = v_{\min} \right), \quad \left(w_2 = \frac{c+1}{4}, \quad \delta_2 = -v_{\min} \right), \quad \left(w_3 = -\frac{c-1}{2}, \quad \delta_3 = 0 \right).$$

If $0 \leq \min \left(\frac{c+1}{2} \lambda_{\min}, -\frac{c-1}{2} \lambda_{\max} \right)$, and hence $\lambda_{\min} = \lambda_{\max} = 0$, the optimal solution can be achieved by no splitting: $\delta_1 = \delta_2 = \delta_3 = 0$.

Proof. 1-2) Following Lemma A.1, the optimal $\delta_1, \delta_2, \delta_3$ are eigen-vectors of $S(\theta)$. Because eigen-vectors associated with different eigen-values are linearly independent, we have that $\delta_1, \delta_2, \delta_3$ must share the same eigen-value (denoted by λ) due to the constraint $w_1 \delta_1 + w_2 \delta_2 + w_3 \delta_3 = 0$. Assume λ is associated with d_λ orthonormal eigen-vectors $\{v_\ell\}_{\ell=1}^{d_\lambda}$. Then we can write $\delta_i = \sum_{\ell} r_{i,\ell} v_\ell$ for $i = 1, 2, 3$, for which $\|\delta_i\| = \|r_i\|$ and $\delta_i^\top S(\theta) \delta_i = \lambda \|r_i\|^2$. It is then easy to reduce (6) to (21).

3) Following Lemma A.6 and A.7, the value of $w_1 \|r_1\|^2 + w_2 \|r_2\|^2 + w_3 \|r_3\|^2$ in (21) can range from $-\frac{c-1}{2}$ to $\frac{c+1}{2}$, for any positive integer d_λ . In addition, the range of the eigen-value λ is $[\lambda_{\min}, \lambda_{\max}]$. Therefore, we can write

$$\begin{aligned} G_3^{-c} &= \min_{t, v} \left\{ t \times \lambda: -\frac{c-1}{2} \leq t \leq \frac{c+1}{2}, \quad \lambda_{\min} \leq \lambda \leq \lambda_{\max} \right\} \\ &= \min \left(-\frac{c-1}{2} \lambda_{\max}, \frac{c+1}{2} \lambda_{\min} \right). \end{aligned}$$

Because $\lambda_{\min} \leq \lambda_{\max}$, we have $G_3^{-c} \leq 0$ and hence the result above is equivalent to the form in (22). The corresponding optimal solutions follow Lemma A.6 and A.7. \square

Lemma A.6. For any $c \geq 1$ and any positive integer d_r , define

$$\begin{aligned}
 R_{3,c,d_\lambda}^{\max} &= \max_{\mathbf{w} \in \mathbb{R}^3, \mathbf{r} \in \mathbb{R}^{3 \times d_\lambda}} (w_1 \|r_1\|^2 + w_2 \|r_2\|^2 + w_3 \|r_3\|^2) \\
 \text{s.t. } & w_1 + w_2 + w_3 = 1 \\
 & |w_1| + |w_2| + |w_3| \leq c \\
 & w_1 r_1 + w_2 r_2 + w_3 r_3 = \mathbf{0}, \quad \forall \ell \\
 & \|r_i\| \leq 1 \quad \forall i = 1, 2, 3.
 \end{aligned} \tag{23}$$

Then we have $R_{3,c,d_\lambda}^{\max} = \frac{c+1}{2}$ and the optimum is achieved by

$$\left(w_1 = \frac{c+1}{4}, \quad r_1 = e \right) \quad \left(w_2 = \frac{c+1}{4}, \quad r_2 = -e \right) \quad \left(w_3 = -\frac{c-1}{2}, \quad r_3 = \mathbf{0} \right), \tag{24}$$

where e is any vector whose norm equals one, that is, $\|e\| = 1$.

Proof. First, it is easy that verify that $R_{3,c,d_\lambda}^{\max} \geq \frac{c+1}{2}$ by taking the solution in (24). We just need to show that $R_{3,c,d_\lambda}^{\max} \leq \frac{c+1}{2}$.

Define $w_i^+ = \max(w_i, 0) = (w_i + |w_i|)/2$. From $w_1 + w_2 + w_3 = 1$ and $|w_1| + |w_2| + |w_3| \leq c$, we have

$$w_1^+ + w_2^+ + w_3^+ = \frac{(w_1 + |w_1| + w_2 + |w_2| + w_3 + |w_3|)}{2} \leq \frac{c+1}{2}.$$

Therefore, under the constraints in (23), we have

$$\begin{aligned}
 R_{3,c,d_\lambda}^{\max} &= \max_{\mathbf{w}, \mathbf{r}} (w_1 \|r_1\|^2 + w_2 \|r_2\|^2 + w_3 \|r_3\|^2) \\
 &\leq \max_{\mathbf{w}, \mathbf{r}} (w_1^+ \|r_1\|^2 + w_2^+ \|r_2\|^2 + w_3^+ \|r_3\|^2) \\
 &\leq \max_{\mathbf{w}, \mathbf{r}} (w_1^+ + w_2^+ + w_3^+) \\
 &\leq \frac{c+1}{2}.
 \end{aligned}$$

□

Lemma A.7. For any $c \geq 1$ and any positive integer d_r , define

$$\begin{aligned}
 R_{3,c,d_\lambda}^{\min} &= \min_{\mathbf{w} \in \mathbb{R}^3, \mathbf{r} \in \mathbb{R}^{3 \times d_\lambda}} (w_1 \|r_1\|^2 + w_2 \|r_2\|^2 + w_3 \|r_3\|^2) \\
 \text{s.t. } & w_1 + w_2 + w_3 = 1 \\
 & |w_1| + |w_2| + |w_3| \leq c \\
 & w_1 r_1 + w_2 r_2 + w_3 r_3 = \mathbf{0}, \quad \forall \ell \\
 & \|r_i\| \leq 1 \quad \forall i = 1, 2, 3.
 \end{aligned} \tag{25}$$

Then we have $R_{3,c,d_\lambda}^{\min} = -\frac{c-1}{2}$ and the optimum is achieved by

$$\left(w_1 = -\frac{c-1}{4}, \quad r_1 = e \right) \quad \left(w_2 = -\frac{c-1}{4}, \quad r_2 = -e \right) \quad \left(w_3 = \frac{c+1}{2}, \quad r_3 = \mathbf{0} \right), \tag{26}$$

where e is any vector whose norm equals one, that is, $\|e\| = 1$.

Proof. First, it is easy that verify that $R_{3,c,d_\lambda}^{\min} \leq -\frac{c-1}{2}$ by taking the solution in (26). We just need to show that $R_{3,c,d_\lambda}^{\min} \geq -\frac{c-1}{2}$.

Define $w_i^- = \min(w_i, 0) = (w_i - |w_i|)/2$. From $w_1 + w_2 + w_3 = 1$ and $|w_1| + |w_2| + |w_3| \leq c$, we have

$$w_1^- + w_2^- + w_3^- = \frac{(w_1 - |w_1| + w_2 - |w_2| + w_3 - |w_3|)}{2} \geq -\frac{c-1}{2}.$$

Therefore, under the constraints in (25), we have

$$\begin{aligned}
 R_{3,c,d_\lambda}^{\min} &= \min_{\mathbf{w},r} (w_1 \|r_1\|^2 + w_2 \|r_2\|^2 + w_3 \|r_3\|^2) \\
 &\geq \min_{\mathbf{w},r} (w_1^- \|r_1\|^2 + w_2^- \|r_2\|^2 + w_3^- \|r_3\|^2) \\
 &\geq \min_{\mathbf{w},r} (w_1^- + w_2^- + w_3^-) \\
 &\geq -\frac{c-1}{2}.
 \end{aligned}$$

□

A.3. Derivation of the Optimal Quartet Splitting ($m = 4$)

Theorem A.8. Let λ_{\min} , λ_{\max} be the smallest and largest eigenvalues of $S(\theta)$, respectively, and λ_{\min} , λ_{\max} their corresponding eigen-vectors. For the optimization in (6), we have for any positive integer m and $c \geq 1$,

$$G_m^{-c} \geq \frac{c+1}{2} \min(\lambda_{\min}, 0) + \frac{1-c}{2} \max(\lambda_{\max}, 0).$$

In addition, this lower bound is achieved by splitting the neuron to $m = 4$ copies, with

$$\begin{aligned}
 w_1 = w_2 = \frac{c+1}{4}, \quad w_3 = w_4 = \frac{1-c}{4} \\
 \delta_1 = -\delta_2 = \mathbb{I}(\lambda_{\min} \leq 0)v_{\min}, \quad \delta_3 = -\delta_4 = \mathbb{I}(\lambda_{\max} \geq 0)v_{\max},
 \end{aligned} \tag{27}$$

where $\mathbb{I}(\cdot)$ denotes the indicator function.

Proof. Denote by $I_{\mathbf{w}}^+ := \{i \in [m]: w_i > 0\}$ and $I_{\mathbf{w}}^- := \{i \in [m]: w_i < 0\}$ the index set of positive and negative weights, respectively. And $S_{\mathbf{w}}^+ = \sum_{i \in I_{\mathbf{w}}^+} w_i$ the sum of the positive weights. We have $\sum_i |w_i| = 2S_{\mathbf{w}}^+ - 1 \leq c$, yielding $0 \leq S_{\mathbf{w}}^+ \leq (c+1)/2$.

Note that we have $\delta_i^\top S(\theta) \delta_i \in [\min(\lambda_{\min}, 0), \max(\lambda_{\max}, 0)]$ for $\|\delta_i\| \leq 1$. we have

$$\begin{aligned}
 G_m^{-c} &= \min \left\{ \sum_{i \in I_{\mathbf{w}}^+} w_i \delta_i^\top S(\theta) \delta_i + \sum_{i \in I_{\mathbf{w}}^-} w_i \delta_i^\top S(\theta) \delta_i \right\} \\
 &\geq S_{\mathbf{w}}^+ \min(\lambda_{\min}, 0) + (1 - S_{\mathbf{w}}^+) \max(\lambda_{\max}, 0) \\
 &\geq \frac{c+1}{2} \min(\lambda_{\min}, 0) + \frac{1-c}{2} \max(\lambda_{\max}, 0).
 \end{aligned}$$

On the other hand, it is easy to verify that this bound is achieved by the solution in (27). This completes the proof. □

B. Proof of Theoretical Analysis

B.1. Proof of Lemma 3.2

Lemma 3.2 Under Assumption 3.1, denote by $\rho(S_i) := \max\{|\lambda_{\max}(S_i(\theta, \mathbf{w}))|, |\lambda_{\min}(S_i(\theta, \mathbf{w}))|\}$ the spectrum radius of $S_i(\theta, \mathbf{w})$, and $\alpha = n/(dh^2\lambda_X)$. We have

$$\mathbb{E}_{x \sim \mathcal{D}_n} [(f(x; \theta, \mathbf{w}) - y(x))^2] \leq \alpha(\rho(S_i)/w_i)^2, \quad \forall i \in [m].$$

Proof. We want to bound the mean square error using the spectrum radius of the splitting matrix. For the mean square loss, a derivation shows that the splitting matrix of the i -th neuron is

$$S_i = \frac{1}{n} \sum_{\ell=1}^n w_i e_\ell h_{i,\ell} \begin{pmatrix} x^{(\ell)} x^{(\ell)\top} \end{pmatrix}, \quad e_\ell := f(x^{(\ell)}; \theta, \mathbf{w}) - y(x^{(\ell)}), \quad h_{i,\ell} := \sigma''(\theta_i^\top x^{(\ell)}).$$

Denote $\|\cdot\|_F$ as the Frobenius norm. We have

$$\begin{aligned}
 \|S_i\|_F &= \|\mathbf{Vec}(S_i)\|_2 = \frac{1}{n} \left\| \sum_{\ell=1}^n w_i e_\ell h_{i,\ell} \mathbf{Vec} \left(x^{(\ell)} x^{(\ell)\top} \right) \right\|_2 \\
 &\geq d \sqrt{\lambda_{\mathbf{X}}} \frac{1}{n} \sqrt{\sum_{\ell=1}^n (w_i e_\ell h_{i,\ell})^2} \\
 &\geq d \sqrt{\lambda_{\mathbf{X}}} \frac{1}{n} |w_i| h \sqrt{\sum_{\ell=1}^n (e_\ell)^2}, \quad // \text{because } |h_{i,\ell}| \geq h, \forall i, \ell.
 \end{aligned}$$

On the other hand,

$$\|S_i\|_F^2 = \text{tr}(S_i^2) \leq d\rho(S_i^2) = d\rho(S_i)^2,$$

where $\rho(S_i^2) = \rho(S_i)^2$ holds because S_i is a symmetric matrix. This gives

$$\mathbb{E}_{x \sim D_n} [(f(x; \boldsymbol{\theta}, \mathbf{w}) - y(x))^2] = \frac{1}{n} \sum_{\ell=1}^n (e_\ell)^2 \leq \frac{n\rho(S_i)^2}{h^2 d \lambda_{\mathbf{X}} w_i^2}.$$

□

B.2. Convergence Rate of Triplet and Quartet Splittings

Proof of Theorem 3.4. First, when $c \geq 3$, note that the triplet and quartet splittings always yield at least one off-spring whose weight's absolute value is no smaller than 1 (because $(c+1)/2 \geq (c+1)/4 \geq 1$ when $c \geq 3$). Since there is at least one neuron satisfies $w_i^2 \geq 1$ in the initialization, there always exist neurons with $w_i^2 \geq 1$ throughout the algorithm.

If there exists a neuron i such that $w_i^2 \geq 1$ and $\rho(S_i) \leq |w_i|(\eta/\alpha)^{1/2}$ within the first T iterations of signed splitting, we readily have by Lemma 3.2

$$L(\boldsymbol{\theta}, \mathbf{w}) \leq \alpha(\rho(S_i)/w_i)^2 \leq \eta.$$

If this does not hold, then $\alpha(\rho(S_i)/w_i)^2 \geq \eta$ holds for every neuron in the first T iterations. This means that the neurons with $w_i^2 \geq 1$ must have $\rho(S_i) \geq (\eta/\alpha)^{1/2}$.

Let $(\boldsymbol{\theta}', \mathbf{w}')$ be the parameter and weights we obtained by applying an optimal triplet splitting on $(\boldsymbol{\theta}, \mathbf{w})$. We have by the Taylor expansion in Theorem 2.2 and Theorem 2.4 of Liu et al. (2019b), we have

$$\begin{aligned}
 L(\boldsymbol{\theta}', \mathbf{w}') &\leq L(\boldsymbol{\theta}, \mathbf{w}) + \frac{\epsilon^2}{2} G_m^{-c} + C\epsilon^3 \\
 &\leq L(\boldsymbol{\theta}, \mathbf{w}) - \frac{\epsilon^2}{2} \kappa_3 \rho(S_i) + C\epsilon^3 \\
 &\leq L(\boldsymbol{\theta}, \mathbf{w}) - \frac{\epsilon^2}{2} \kappa_3 (\eta/\alpha)^{1/2} + C\epsilon^3.
 \end{aligned}$$

Therefore, through the first T iterations of splitting descent, we have

$$\begin{aligned}
 L(\boldsymbol{\theta}_T, \mathbf{w}_T) &\leq L(\boldsymbol{\theta}_0, \mathbf{w}_0) - T \left(\frac{\epsilon^2}{2} \kappa_3 (\eta/\alpha)^{1/2} - C\epsilon^3 \right) \\
 &\leq L(\boldsymbol{\theta}_0, \mathbf{w}_0) - T \left(\frac{\epsilon^2}{4} \kappa_3 (\eta/\alpha)^{1/2} \right) \quad // \text{because we assume } \epsilon \leq \frac{1}{4C} \kappa_3 (\eta/\alpha)^{1/2} \\
 &\leq \eta. \quad // \text{because we assume } T = \left[4 \left(\epsilon^2 \kappa_3 (\eta/\alpha)^{1/2} \right)^{-1} (L(\boldsymbol{\theta}_0, \mathbf{w}_0) - \eta) \right]
 \end{aligned}$$

This completes the proof.

□

B.3. Convergence of Binary Splitting

Theorem B.1. Assume we run Algorithm 1 with signed binary splittings ($m = 2$) and $c \geq 1$, and Assumption 3.3 holds. Assume we initialize the network with (θ_0, \mathbf{w}_0) with m_0 neurons such that there is at least

$$T := \left\lceil \beta n^{1/2} d^{-1/2} \epsilon^{-2} \eta^{-1/2} \right\rceil$$

neurons satisfying $w_i^2 \geq 1$, where $\beta = 4(\kappa_2 h^2 \lambda_X^2)^{-1} \max(L(\theta_0, \mathbf{w}_0) - \eta, 0)$.

Then the algorithm determines within at most T iterations, and return a neural network that achieves $L(\theta, \mathbf{w}) \leq \eta$ with $T + m_0$ neurons.

As shown in Lemma B.2, we require the initialization condition of Lemma B.2 in Theorem B.1 with $m_0 = \mathcal{O}(n^{3/2} d^{-3/2} \eta^{-3/2})$, which implies that signed binary splitting can learn neural networks with $\mathcal{O}(n^{3/2} d^{-3/2} \eta^{-3/2})$ neurons to achieve $L(\theta, \mathbf{w}) \leq \eta$.

Remark Indeed, if the initialization condition in Lemma B.2 holds, Theorem B.1 can be generalized for triplet and quartet splitting easily for any $c > 1$.

Proof of Theorem B.1. First, because there are at least T neurons with $w_i^2 \geq 1$ and each splitting step splits only one such neurons, there must exist neurons with $w_i^2 \geq 1$ throughout the first T iterations.

If there exists a neuron i such that $w_i^2 \geq 1$ and $\rho(S_i) \leq |w_i|(\eta/\alpha)^{1/2}$ within the first T iterations of signed splitting, we readily have by Lemma 3.2

$$L(\theta, \mathbf{w}) \leq \alpha(\rho(S_i)/w_i)^2 \leq \eta.$$

If this does not hold, then $\alpha(\rho(S_i)/w_i)^2 \geq \eta$ holds for every neuron in the first T iterations. This means that the neurons with $w_i^2 \geq 1$ must have $\rho(S_i) \geq (\eta/\alpha)^{1/2}$.

Let (θ', \mathbf{w}') be the parameter and weights we obtained by applying an optimal triplet splitting on (θ, \mathbf{w}) . By the Taylor expansion in Theorem 2.2 and Theorem 2.4 of Liu et al. (2019b), we have

$$\begin{aligned} L(\theta', \mathbf{w}') &\leq L(\theta, \mathbf{w}) + \frac{\epsilon^2}{2} G_2^{-c} + C\epsilon^3 \\ &\leq L(\theta, \mathbf{w}) - \frac{\epsilon^2}{2} \kappa_2 \rho(S_i) + C\epsilon^3 \\ &\leq L(\theta, \mathbf{w}) - \frac{\epsilon^2}{2} \kappa_2 (\eta/\alpha)^{1/2} + C\epsilon^3. \end{aligned}$$

Therefore, through the first T iterations of splitting descent, we have

$$\begin{aligned} L(\theta_T, \mathbf{w}_T) &\leq L(\theta_0, \mathbf{w}_0) - T \left(\frac{\epsilon^2}{2} \kappa_2 (\eta/\alpha)^{1/2} - C\epsilon^3 \right) \\ &\leq L(\theta_0, \mathbf{w}_0) - T \left(\frac{\epsilon^2}{4} \kappa_2 (\eta/\alpha)^{1/2} \right) \quad // \text{because we assume } \epsilon \leq \frac{1}{4C} \kappa_3 (\eta/\alpha)^{1/2} \\ &\leq \eta. \quad // \text{because we assume } T = \left\lceil 4 \left(\epsilon^2 \kappa_3 (\eta/\alpha)^{1/2} \right)^{-1} (L(\theta_0, \mathbf{w}_0) - \eta) \right\rceil \end{aligned}$$

This completes the proof. \square

Lemma B.2. Assume $\sigma(0) = 0$, $\|\sigma\|_{\text{Lip}} < \infty$, and $r_{\mathcal{D}_n} = \max_{(x,y) \sim \mathcal{D}_n} (\|x\|, |y|) < \infty$. Let r be any positive constant and $\ell_0 = r_{\mathcal{D}_n} (1 + r \|\sigma\|_{\text{Lip}})$.

If we initialize (θ_0, \mathbf{w}) with $m_0 := \left\lceil (4\epsilon^2 \kappa_2 (\eta/\alpha)^{1/2})^{-1} (\ell_0 - \eta) \right\rceil$ neurons, such that $w_{i,0}^2 = 1$ and $\|\theta_i\| \leq \frac{r}{m_0}$, then there exists at least

$$T = m_0 \geq \left\lceil \left(4\epsilon^2 \kappa_2 (\eta/\alpha)^{1/2} \right)^{-1} (L(\theta_0, \mathbf{w}_0) - \eta) \right\rceil$$

neurons that satisfies $w_{i,0}^2 \geq 1$.

Proof.

$$\begin{aligned}
L(\theta_0, w_0) &= \mathbb{E}_{(x,y) \sim \mathcal{D}_n} \left[\left(y - \sum_{i=1}^{m_0} w_{i,0} \sigma(\theta_{i,0}^\top x) \right)^2 \right] \\
&\leq \mathbb{E}_{(x,y) \sim \mathcal{D}_n} \left[\left(|y| + m_0 \|\sigma\|_{\text{Lip}} \|\theta\| \|x\| \right)^2 \right] \\
&\leq r_{\mathcal{D}_n} (1 + k \|\sigma\|_{\text{Lip}}) \\
&= \ell_0.
\end{aligned}$$

This obviously concludes the result. \square

C. Algorithm in Practice

C.1. Selecting Splittings with Knapsack

The different splitting schemes provide a trade-off between network size and loss descent. Although we mainly use binary splittings ($m = 2$) in the experiment, there can be cases when it is better to use different splitting schemes (i.e., different m) for different neurons to achieve the best possible improvement under a constraint of the growth of total network size. We can frame the optimal choice of the splitting schemes of different neurons into a simple knapsack problem.

Specifically, assume we have a network with N different neurons. Let S_ℓ be the splitting matrix of the ℓ -th neuron and $G_{m,\ell}^{-c}$ the loss decrease obtained by splitting the ℓ -th neuron into m copies. We want to decide an optimal splitting size $m_\ell \in \{1, 2, 3, 4\}$ (here $m_\ell = 1$ means the neuron is not split) of the ℓ -th neuron for each $\ell \in [N]$, subject to a predefined constraint of the total number of neurons after splitting (m_{total}). The optimum $\{m_\ell\}_{\ell=1}^N$ solve the following constrained optimization:

$$\min_{\{m_\ell\}} \sum_{\ell=1}^N G_{m_\ell,\ell}^{-c}, \quad s.t. \quad \sum_{\ell=1}^N m_\ell \leq m_{total}, \quad m_\ell \in \{1, 2, 3, 4\}.$$

This is an instance of knapsack problem. In practice, we can solve it using convex relaxation. Specifically, let $p_{m,\ell}$ be a probability of splitting the ℓ -th neuron into m copies, we have

$$\begin{aligned}
\min_p \sum_{\ell=1}^N \sum_{m=1}^4 p_{m,\ell} G_{m,\ell}^{-c}, \quad s.t. \quad & \sum_{\ell=1}^N \sum_{m=1}^4 m \times p_{m,\ell} \leq m_{total} \\
& \sum_{m=1}^4 p_{m,\ell} = 1, \quad \forall \ell \in [N] \\
& p_{m,\ell} \geq 0 \quad \forall \ell \in [N], \quad m \in [4].
\end{aligned}$$

In practice, we can solve the above problem using linear programming.

C.2. Result on CIFAR-100 using Knapsack

We also test the result on CIFAR-100 using MobileNetV1, in which we decide the splitting schemes by formulating it as the knapsack problem. In this scenario, we consider all the situations we described in Section 2.1. We show the result using the same setting as that in Table 1. As shown in Table 4, the S3D with knapsack gives comparable accuracy as the Binary splitting, with slightly lower Flops.

C.3. Fast Implementation via Rayleigh Quotient

Wang et al. (2019a) developed a Rayleigh-quotient gradient descent method for fast calculation of the minimum eigenvalues and eigenvectors of the splitting matrices. We extend it to calculate both minimum eigenvalues and maximum eigenvalues.

Method	Accuracy	# Param (M)	# Flops (M)
S2D-5	69.69	0.31	79.94
S3D-5 ($m = 2$)	70.19	0.30	73.69
S3D-5 (knapsack)	70.01	0.30	72.19

Table 4. Comparison of different methods near the full-size accuracy. S2D-5 denotes running splitting steepest descent (S2D) for 5 steps. S3D-5 ($m = 2$) and S3D-5 (knapsack) represent running S3D for 5 steps use binary splitting and knapsack, respectively.

Define the Rayleigh quotient (Parlett, 1998) of a matrix S is

$$\mathcal{R}_S(v) := \frac{v^\top S v}{v^\top v}.$$

The maximum and minimum of $\mathcal{R}_S(v)$ equal the maximum and minimum eigenvalues, respectively, that is,

$$\begin{aligned} \lambda_{\min} &= \min_v \mathcal{R}_S(v), & v_{\min} &\propto \arg \min_v \mathcal{R}_S(v) \\ \lambda_{\max} &= \max_v \mathcal{R}_S(v), & v_{\max} &\propto \arg \max_v \mathcal{R}_S(v). \end{aligned}$$

Therefore, we can apply gradient descent and gradient ascent on Rayleigh quotient to approximate the minimum and maximum eigenvalues. In practice, we use the automatic differentiation trick proposed by Wang et al. (2019a) to simultaneously calculate the gradient of Rayleigh quotient of all the neurons without using for loops, by only evaluating the matrix-vector products Sv , without expanding the full splitting matrices.

D. More Filter Visualization Result

We include three more visualization of the splitting of filters on ImageNet here. All the cases show similar consistent patterns illustrated in Section 4.4.




Figure 5. More visualization results similar to Figure 4.