

# Constrained Control and Observer Design by Inverse Optimality

Mario Zanon and Alberto Bemporad

**Abstract**—Tuning Model Predictive Control (MPC) laws often requires trial and error, as many classical linear control design techniques are not directly applicable. In this paper we overcome this issue by adopting the controller matching approach suggested in [1]–[3]. We assume that a baseline linear controller has been already designed to control the system in the absence of constraints, and that we want to tune a MPC to satisfy them while delivering the same linear feedback whenever they are not active. We prove that a positive-definite stage cost yielding this matching property can be computed for all stabilizing linear controllers. Additionally, we prove that the constrained estimation problem can also be solved similarly, by matching a linear observer with a Moving Horizon Estimator (MHE). Finally, we discuss in some examples various aspects regarding the practical implementation of the proposed technique.

**Index Terms**—Model Predictive Control, Controller Matching, Linear Quadratic Regulator, Moving Horizon Estimation, Kalman Filter.

## I. INTRODUCTION

Model Predictive Control (MPC) provides a systematic approach to controlling systems subject to constraints, by relying on constrained optimization. Recent progress on numerical solvers has made MPC applicable at unprecedented high rates, thus widely enlarging its range of potential applications. While constraint satisfaction is honored automatically by the optimization procedure, closed-loop tracking performance is achieved by adequately tuning the cost function to be minimized.

The main drawback of MPC is the lack of a systematic approach to tune its cost function. In case a clear performance criterion can be formulated as a function of the states and controls, an approach for computing a quadratic positive-definite stage cost was proposed in [4]–[6], and auto-tuning techniques based on global optimization recently in [7]. In most cases, however, the standard procedure typically consists of a trial-and-error adaptation of the cost parameters until a satisfactory performance is obtained.

Since a plethora of tuning methods were developed for linear controllers, a controller matching procedure was proposed in [1]–[3], with the objective of computing a stage cost for MPC that, whenever possible, delivers a feedback control coinciding with the one of a prescribed linear controller. The tuning procedure consists of (a) tuning a linear controller using one of the many available methods, and (b) solving the controller matching problem to obtain a suitable cost function for MPC.

In [1], [2], a controller matching procedure in state space was proposed, but the cost was restricted to have zero cross state-input terms, such that some controllers could only be

matched approximately. In [3], an input-output setting was considered and the norm of the difference between the MPC and the desired feedback matrix minimized. However, no guarantee that the feedback matrix can be recovered exactly was given. Additionally, it is left as an open question whether an indefinite cost can leave more freedom to match a wider range of controllers. This second doubt was solved in [4], where it was proven that any stabilizing indefinite formulation can be reformulated as a positive-definite one.

The remaining open question that we address in this paper regards characterizing the conditions for exact controller matching. We prove that every stabilizing linear feedback controller can be matched exactly by using a positive-definite stage cost in MPC. Additionally, we propose three different formulations of the controller matching problem. Our derivation is first done for models in state-space form and then extended to the input-output case. Finally, we show that our developments also apply to state estimation, proving that to handle constraints on state estimates we can design a moving horizon estimator that matches a prescribed linear observer.

The paper is structured as follows. In Section II we prove that every stabilizing linear feedback controller can be matched exactly by a linear quadratic regulator (LQR). We propose three solution strategies based on solving a small-dimensional semidefinite programming (SDP) problem in Section III. We comment on how to deploy our results for reference tracking both in case of state-space and input-output models in Section IV. In Section V we briefly discuss the continuous-time case, while in Section VI we prove that the controller-matching property proven for LQR holds for MPC as long as the constraints are not active. We briefly discuss the observer matching problem in Section VII. Using four examples, we demonstrate the effectiveness of the matching procedure and discuss practical implementation aspects in Section VIII. We finally draw conclusions in Section IX.

## II. PROBLEM FORMULATION

Consider the linear discrete-time system

$$x_+ = Ax + Bu, \quad (1)$$

where  $x \in \mathbb{R}^{n_x}$  is the state vector,  $u \in \mathbb{R}^{n_u}$  is the input vector, and  $x_+$  is the successor state after a sampling interval. Assume a *linear* feedback gain

$$u = -\hat{K}x \quad (2)$$

is available from an existing design that asymptotically stabilizes (1). Our goal is to design a *model predictive controller* that can enforce the following constraints

$$Cx + Du + e \leq 0 \quad (3)$$

M. Zanon and A. Bemporad are with IMT Lucca, Lucca, Italy. e-mail: {name.surname@imtlucca.it}.

on states and inputs and that, when the constraints in the MPC optimization problem are not active, exactly coincides with the linear control law in (2).

In order to address such a goal, we first neglect constraints (3) and focus on the LQR problem

$$\begin{aligned} \min_u \quad & \sum_{k=0}^{\infty} \ell(x_k, u_k) \\ \text{s.t.} \quad & x_{k+1} = Ax_k + Bu_k, \quad k = 0, 1, \dots \end{aligned} \quad (4a)$$

where the stage cost

$$\ell(x, u) = \begin{bmatrix} x \\ u \end{bmatrix}^\top \begin{bmatrix} Q & S^\top \\ S & R \end{bmatrix} \begin{bmatrix} x \\ u \end{bmatrix} = \begin{bmatrix} x \\ u \end{bmatrix}^\top H \begin{bmatrix} x \\ u \end{bmatrix} \quad (4b)$$

and matrices  $Q \in \mathbb{R}^{n_x \times n_x}$ ,  $R \in \mathbb{R}^{n_u \times n_u}$ ,  $S \in \mathbb{R}^{n_u \times n_x}$ . Without loss of generality we assume  $Q = Q^\top$ ,  $R = R^\top$  (and therefore  $H = H^\top \in \mathbb{R}^{(n_x+n_u) \times (n_x+n_u)}$ ). The solution of the LQR problem (4), if exists, is the only stabilizing solution among all solutions of the Discrete Algebraic Riccati Equation (DARE)

$$P = A^\top P A + Q - (S^\top + A^\top P B)K, \quad (5a)$$

$$(R + B^\top P B)K = S + B^\top P A. \quad (5b)$$

**Problem 1** (LQR controller matching). *Given a linear model  $(A, B)$  and an asymptotically stabilizing feedback matrix  $\hat{K}$ , design a positive-definite stage cost such that the corresponding LQR controller from (5) is  $K = \hat{K}$ .*

*Remark 1.* The controller matching Problem 1 can be seen as an inverse optimality problem, that is the problem of reconstructing a quadratic stage cost on inputs and states such that, together with model matrices  $A, B$ , the resulting LQR law is the given one. As we will prove, there exist infinitely many costs that deliver the same feedback  $K$ , so that the posed inverse optimality problem does to have a unique solution. For example, scaling  $H$  to  $\sigma H$  in the stage cost (4b) obviously does not change the optimizer of the problem for all  $\sigma > 0$ , therefore producing the same optimal gain  $K$ .

For all positive-definite matrices  $H$ , the assumption done that  $(A, B)$  is stabilizable implies that the LQR feedback gain from (5) is asymptotically stabilizing. In case  $H$  is not positive-definite, the additional asymptotic convergence constraint

$$\lim_{k \rightarrow \infty} x_k = 0 \quad (6)$$

is often necessary to guarantee that the solution is asymptotically stabilizing, as shown in the following example:

**Example 1** (Indefinite LQR and DARE). Consider the scalar system  $x_{k+1} = 2x_k + u_k$  and stage cost  $\ell(x_k, u_k) = u_k^2$ . The corresponding DARE is

$$P = 4P - \frac{4P^2}{1 + P},$$

with solutions  $P \in \{0, 3\}$ ,  $K \in \{0, 1.5\}$ . The first one is destabilizing and corresponds to the formulation without constraint (6), the second one is stabilizing and corresponds to the constrained formulation, and is clearly suboptimal, as

$u \neq 0$  as in the first case. In general, DAREs may have infinitely many solutions, not all corresponding to optimal control problem formulations.

For more details on indefinite LQR formulations we refer the interested reader to [4], [8]–[10].

### III. SOLUTION TO THE INVERSE LQR PROBLEM

In this section, we first prove that Problem 1 has a solution whenever  $\hat{K}$  is asymptotically stabilizing and then illustrate how to compute the corresponding positive-definite LQR cost.

In order to address Problem 1 we first need to establish some preliminary results. Let  $A_{\hat{K}} := A - B\hat{K}$  and note that, for any matrix  $\bar{Q} \succ 0$ , asymptotic stability of  $A_{\hat{K}}$  implies that the Lyapunov equation

$$\bar{Q} + A_{\hat{K}}^\top \bar{P} A_{\hat{K}} - \bar{P} = 0 \quad (7)$$

is solved by  $\bar{P} \succ 0$ .

**Lemma 2.** *Consider the linear discrete-time system*

$$x_+ = A_{\hat{K}} x + Bu,$$

*with  $A_{\hat{K}}$  asymptotically stable and let  $\bar{P}$  be the solution to the Lyapunov equation (7) for  $\bar{Q} = \bar{Q}^\top \succ 0$ . By letting  $\bar{S} := -B^\top \bar{P} A_{\hat{K}}$ , the resulting LQR feedback is  $\bar{K} = 0$  for any matrix  $\bar{R} \succ 0$ .*

*Proof:* We begin by noting that  $P = \bar{P}$ , with  $\bar{P}$  solving (7), and  $K = 0$  solve the DARE (5) associated with system  $(A_{\hat{K}}, B)$  and cost matrices  $\bar{Q}, \bar{S}$ , for any  $\bar{R} \succ 0$ . Since  $A_{\hat{K}}$  has all eigenvalues inside the unit circle,  $K = 0$  stabilizes  $(A_{\hat{K}}, B)$ . Then  $P = \bar{P}$ ,  $K = 0$  is a stabilizing solution of the LQR. Since the stabilizing solution, when it exists, is unique [4], [9] this concludes the proof. ■

We recall the following result which we will later in our developments.

**Lemma 3** ([4, Lemma 1]). *Consider system  $(A_{\hat{K}}, B)$  with  $A_{\hat{K}}$  asymptotically stable, cost matrices  $\bar{Q}, \bar{R}, \bar{S}$  from Lemma 2, and corresponding LQR feedback  $\bar{K} = 0$ ; and consider system  $(A, B)$  with cost matrices  $Q, R, S$  and corresponding LQR feedback  $K$ . Assume that*

$$\begin{aligned} Q &= \bar{Q} + \bar{S}^\top \hat{K} + \hat{K}^\top \bar{S} + \hat{K}^\top \bar{R} \hat{K}, \\ S &= \bar{S} + R \hat{K}, \quad R = \bar{R}. \end{aligned} \quad (8)$$

*Then, starting from the same initial state, the two systems generate the same trajectories in closed-loop with the corresponding LQR law, where for system  $(A, B)$  the LQR law is  $K = \hat{K}$ .*

*Proof:* The proof given in [4] is obtained by noting that the DAREs associated with the two LQR formulations coincide. ■

We are now ready to prove the following theorem.

**Theorem 4.** *Given a linear discrete-time stabilizable system  $(A, B)$  and any asymptotically stabilizing feedback  $\hat{K}$ , there exists a quadratic positive-definite stage cost  $\ell(x, u)$  such that the corresponding LQR solution (5) is  $K = \hat{K}$ .*

*Proof:* The proof is based on using first Lemma 2 to construct a positive-definite LQR formulation for system  $(A_{\hat{K}}, B)$ , with  $A_{\hat{K}} = A - B\hat{K}$ , and then prove that this implies the existence of a positive-definite LQR formulation also for system  $(A, B)$ .

Select any matrix  $\bar{Q} = \bar{Q}^\top \succ 0$ , compute  $\bar{P}$  by solving the Lyapunov equation (7), and define  $\bar{S} := -B^\top \bar{P} A_{\hat{K}}$ . By selecting any symmetric matrix  $\bar{R}$  such that  $\bar{R} \succ \bar{S} \bar{Q}^{-1} \bar{S}^\top \succeq 0$ , we get

$$\bar{H} := \begin{bmatrix} \bar{Q} & \bar{S}^\top \\ \bar{S} & \bar{R} \end{bmatrix} \succ 0.$$

By Lemma 2, this yields a positive-definite LQR formulation with zero feedback for system  $(A_{\hat{K}}, B)$ , so that no control action is applied to system  $(A_{\hat{K}}, B)$ .

By applying Lemma 3, we obtain an equivalent LQR for system  $(A, B)$  by defining the cost matrices  $Q, R, S$  as in (8).

We are left with proving that  $H \succ 0$ , or, equivalently, that  $Q - SR^{-1}S^\top \succ 0$ , since  $R \succ 0$ . Because

$$SR^{-1}S^\top = \bar{S} \bar{R}^{-1} \bar{S}^\top + \bar{S}^\top \hat{K} + \hat{K}^\top \bar{S} + \hat{K}^\top \bar{R} \hat{K},$$

we obtain

$$Q - SR^{-1}S^\top = \bar{Q} - \bar{S} \bar{R}^{-1} \bar{S}^\top \succ 0,$$

where positive-definiteness of the second term follows from  $\bar{H} \succ 0$ . ■

By taking a different point of view, we provide next an alternative proof of Theorem 4.

*Alternative proof of Theorem 4:* For any  $\Gamma \succ 0$  the cost

$$\ell(x, u) = (u + \hat{K}x)^\top \Gamma (u + \hat{K}x) \quad (9a)$$

$$= \begin{bmatrix} x \\ u \end{bmatrix}^\top \begin{bmatrix} \hat{K}^\top \Gamma \hat{K} & \hat{K}^\top \Gamma \\ \Gamma \hat{K} & \Gamma \end{bmatrix} \begin{bmatrix} x \\ u \end{bmatrix} \quad (9b)$$

solves the DARE (5) with  $K = \hat{K}$  and  $P = 0$ . This fact is used in [11] in the context of tube-based robust MPC. Since the proposed cost is indefinite, we exploit the results of [4], [5] which state that any LQR with indefinite cost and stabilizing feedback matrix can be reformulated as an LQR with positive definite cost. ■

We establish next a counterintuitive result about the solution of the controller matching problem for destabilizing feedback.

**Lemma 5.** *Given any feedback  $\hat{K}$  there exists a solution to the DARE formulated using cost (9) which yields  $\hat{K}$  as feedback. Moreover, this entails that a stabilizing LQR solution exists, though  $K = \hat{K}$  only holds if  $\hat{K}$  is stabilizing.*

*Proof:* The DARE reads

$$P = A^\top P A + \hat{K}^\top \Gamma \hat{K} - (\hat{K}^\top \Gamma + A^\top P B) \cdot (\Gamma + B^\top P B)^{-1} (\Gamma \hat{K} + B^\top P A),$$

such that  $P = 0$ ,  $K = \hat{K}$  is a solution, though not necessarily a stabilizing one, of the DARE. The existence of a stabilizing solution of the indefinite LQR is then a direct consequence of this fact and [4, Proposition 2]. ■

This lemma warns the control engineer that the controller matching procedure might succeed at finding a positive-definite LQR formulation also in case of a non-stabilizing

feedback  $\hat{K}$ ; however, the LQR feedback is stabilizing, such that  $K \neq \hat{K}$ . We provide next a simple example to demonstrate this fact.

**Example 2 (Destabilizing Controller Matching).** Consider the following system with destabilizing feedback

$$A = 0.9, \quad B = 0.1, \quad \hat{K} = -2.$$

The indefinite LQR formulation using cost (9) with  $\Gamma = 1$ , i.e.,  $Q = \hat{K}^\top \hat{K}$ ,  $R = 1$ ,  $S = \hat{K}^\top$  yields the DARE

$$P = 0.81P + 4 - (0.09P - 2)^2 (0.01P + 1)^{-1},$$

which simplifies to

$$-P \frac{P - 21}{P + 100} = 0.$$

This equation has two solutions: the stabilizing one corresponds to  $P = 21$  and  $K = -0.0909$ ; and the destabilizing one corresponds to  $P = 0$  and  $K = -2$ .

Finally, we prove the claim of Remark 1, i.e., that in general there exist infinitely many LQR formulations yielding  $K = \hat{K}$ .

**Proposition 6.** *Given a stabilizing feedback gain  $\hat{K}$ , there exist infinitely many LQR formulations yielding  $K = \hat{K}$ .*

*Proof:* As proven in [12], the LQR gain is invariant under the cost transformation

$$H \leftarrow H + \begin{bmatrix} K^\top P_1 K & K^\top P_1 \\ P_1 K & P_1 \end{bmatrix} + \begin{bmatrix} A^\top P_2 A - P_2 & A^\top P_2 B \\ B^\top P_2 A & B^\top P_2 B \end{bmatrix},$$

for any  $P_1, P_2$ , provided that the following holds:

$$P_1 + B^\top P_2 B + R + B^\top P B \succ 0.$$

In addition, the LQR gain is invariant under positive scaling, i.e.,  $H \leftarrow \sigma H$ , for any  $\sigma > 0$ . ■

#### A. Numerical Methods for the Inverse LQR Problem

In this section we show how to solve the controller matching Problem 1 via semidefinite programming (SDP). We propose two formulations: the first one is a direct formulation which does not require any other information than  $\hat{K}$ ; the second one is indirect and based on cost (9), such that it requires one to provide a tuning matrix  $\Gamma$ . One advantage of the second formulation is the possibility of fine-tuning the cost through  $\Gamma$ .

1) *Direct formulation:* Given the desired gain  $\hat{K}$ , consider the following SDP

$$\min_{H, P, \beta} \beta \quad (10a)$$

$$\text{s.t. } \beta I \succeq H \succeq I, \quad \beta I \succeq P \succeq I \quad (10b)$$

$$P = A^\top P A + Q - (S^\top + A^\top P B) \hat{K}, \quad (10c)$$

$$(R + B^\top P B) \hat{K} = S + B^\top P A. \quad (10d)$$

Let  $H^*, P^*, \beta^*$  be an optimal solution of (10). The condition number  $\kappa^*$  of the stage cost  $H^*$  clearly satisfies  $\kappa^* \leq \beta^*$ , which is the reason for minimizing  $\beta$  in (10). Note that the lower bound  $H \succeq I$  in (10) does not bring any loss of generality. In fact, since  $\beta$  is not upper-bounded and, as

observed in Remark 1, scaling  $H$  to  $\sigma H$  does not change the optimizer for all  $\sigma > 0$ , any  $H \succ 0$  can be rescaled with  $\sigma^{-1} = \lambda_{\min}(H)$  (=minimum eigenvalue of  $H$ ), so that  $\sigma H \succeq I$ . The same reasoning holds for the terminal cost matrix  $P$ .

2) *Indirect formulation*: Let us define an arbitrary symmetric positive definite weighting matrix  $\Gamma$  and formulate an indefinite LQR problem, for which we find a positive-definite equivalent formulation by the SDP [5]

$$\min_{P, \alpha, \beta} \beta \quad (11a)$$

$$\text{s.t. } \beta I \succeq \alpha H_\Gamma + H_P \succeq I, \quad \beta I \succeq P \succeq I, \quad (11b)$$

where in (11) we have set

$$H_\Gamma := \begin{bmatrix} \hat{K}^\top \Gamma \hat{K} & \hat{K}^\top \Gamma \\ \Gamma \hat{K} & \Gamma \end{bmatrix}, \quad H_P := - \begin{bmatrix} A^\top P A - P & A^\top P B \\ B^\top P A & B^\top P B \end{bmatrix}.$$

After solving the SDP (11) we obtain  $H = H_\Gamma + H_P$ , or equivalently

$$Q = \hat{K}^\top \Gamma \hat{K} + P - A^\top P A, \quad (12a)$$

$$R = \Gamma - B^\top P B, \quad (12b)$$

$$S = \Gamma \hat{K} - B^\top P A. \quad (12c)$$

Note that, as proven in [4],  $P$  is the cost-to-go matrix associated with stage-cost matrix  $H$ . Therefore, the considerations made for Problem (10) regarding the condition number of  $H$  and  $P$  directly apply to Problem (11).

We remark that this second, indirect, formulation can be useful in case some path constraint becomes active, as it allows one to adjust the way the remaining degrees of freedom are exploited by MPC through a different cost assigned to each of the controls. This fact will be illustrated by the example in Section VIII-A.

Problem (11) can also be formulated by optimizing over matrix  $\Gamma$ , i.e., as

$$\min_{\Gamma, P, \beta} \beta \quad (13a)$$

$$\text{s.t. } \beta I \succeq H_\Gamma + H_P \succeq I \succeq I, \quad \beta I \succeq P \succeq I, \quad (13b)$$

where variable  $\alpha$  has been removed, since  $\Gamma$  is an optimization variable. This third formulation might be desirable when there is no clear criterion on how to select  $\Gamma$  and the only objective is to obtain a numerically well conditioned cost matrix. Note that the solution of Problem (13) coincides with that of Problem (10), since both problems are convex and minimize the same cost.

*Remark 2.* We observed that, though the three formulations (10), (11), and (13) should all be equivalent, in practice (11), and (13) were always solved by all SDP solvers we tested, i.e., SeDuMi [13], SDPT3 [14] and Mosek [15]. Problem (10), instead, was harder to solve and in some cases the solvers were unable to compute a solution.

*Remark 3.* In the proposed formulations, we aimed at minimizing the condition number of  $H$  and  $P$ . When formulating the corresponding MPC formulation, one can either keep the resulting QP in a sparse form or condense it. The Hessian of the sparse QP is block diagonal, with  $N$  blocks equal to  $H$

and the last block equal to  $P$ . Then, minimizing the condition number of the QP Hessian is equivalent to minimizing the condition number of  $H$  and  $P$ . The Hessian of the condensed QP, instead, is fully dense, since the states are eliminated using the solution formula

$$x_k = A^k x_0 + \sum_{j=0}^{k-1} A^j B u_j.$$

Because matrices  $A$ ,  $B$  are fixed, the condensed Hessian is a linear function of  $H$  and  $P$ . One can therefore in principle minimize the condition number of the condensed QP. Note, however, that the condensed QP Hessian might be ill-conditioned and, therefore, pose severe difficulties to the SDP solver.

#### IV. TRACKING PROBLEMS AND INPUT-OUTPUT FORM

In this section, we show how the results of the previous sections can be adapted to solve output tracking problems, both for state-space and input-output models.

##### A. Tracking in State-Space Form

Let  $y \in \mathbb{R}^{n_y}$  be the output vector associated with system (1),

$$y = Cx + Du, \quad (14)$$

and consider a constant reference  $r_k \equiv r$ , where  $k$  is the sampling instant and  $r_0 \in \mathbb{R}^{n_y}$ . Let us also assume that we have a square system,  $n_y = n_u$ , and that  $C(I - A)^{-1}B + D$  is invertible, so that perfect tracking of  $r$  can be achieved. Assuming that  $\hat{K}$  is such that

$$\hat{F} := (C(I - A + B\hat{K})^{-1}B + D)^{-1}$$

exists, the two-degree of freedom linear law

$$u = -\hat{K}x + \hat{F}r$$

provides perfect tracking in steady state, see, e.g., [16, Chapter 6.4.6]. However, modeling errors and/or constant disturbances will lead to steady-state offsets. A classical remedy to this, as also suggested in [16], is to design a linear controller for the extended system

$$\begin{bmatrix} x_{k+1} \\ q_{k+1} \end{bmatrix} = \begin{bmatrix} A & 0 \\ C & I \end{bmatrix} \begin{bmatrix} x_k \\ q_k \end{bmatrix} + \begin{bmatrix} B \\ D \end{bmatrix} u_k, \quad (15)$$

where  $q$  is the integral of the output  $y$ . Tracking of constant references and rejection of constant disturbances is achieved by feeding back  $q_{k+1} = q_k + (y_k - r_k)$  along with  $x_k$  in the implementation. Therefore, assuming that we are given the linear controller

$$u = -\hat{K} \begin{bmatrix} x \\ q \end{bmatrix}, \quad (16)$$

we can solve the inverse LQR problem for (15), (16) as suggested in the previous section, which leads to also weighting the integral state  $q_k$  in the stage cost.

## B. Input-Output Form

The controller matching problem in input-output form has been investigated in [3] where, however, no guarantee on the existence of a matching controller was proven. In the following, we prove that the above inverse LQR construction can be immediately extended to linear input-output models and, therefore, all existence guarantees can be extended to the input-output setting.

We consider input-output models of the form

$$A(z^{-1})y_k = B(z^{-1})u_k, \quad (17)$$

where  $z^{-1}$  is the backward-shift operator and

$$A(z^{-1}) = I_{n_y} - \sum_{i=1}^{n_A} \mathcal{A}_i z^{-i}, \quad B(z^{-1}) = \sum_{i=1}^{n_B} \mathcal{B}_i z^{-i}.$$

Model (17) is strictly causal. We are given the linear dynamic compensator

$$\hat{C}(z^{-1})u_k = \hat{D}(z^{-1})y_k \quad (18)$$

with

$$\hat{C}(z^{-1}) = I_m - \sum_{i=1}^{n_C} \hat{C}_i z^{-i}, \quad \hat{D}(z^{-1}) = \sum_{i=0}^{n_D} \hat{D}_i z^{-i},$$

and, without loss of generality,  $n_C \leq n_B$ ,  $n_D \leq n_A$ .

Assume that the linear dynamic compensator (18) asymptotically stabilizes (17). In this case the inverse LQR construction described in the previous section can be applied to the non-minimal state-space realization with state vector

$$x_k = \begin{bmatrix} y_k \\ \vdots \\ y_{k-n_A+1} \\ u_{k-1} \\ \vdots \\ u_{k-n_B+1} \end{bmatrix}, \quad (19)$$

$x \in \mathbb{R}^{n_y n_A + n_u (n_B - 1)}$ , by setting

$$A = \left[ \begin{array}{ccc|c|ccc} \mathcal{A}_1 & \dots & \mathcal{A}_{n_A-1} & \mathcal{A}_{n_A} & B_2 & \dots & B_{n_B} \\ \hline I_{(n_A-1)n_y} & & & 0 & & & 0 \\ \hline 0 & & & 0 & & & 0 \\ \hline 0 & & & 0 & I_{(n_B-2)n_u} & & 0 \end{array} \right], \quad B = \left[ \begin{array}{c} B_1 \\ 0 \\ I_{n_u} \\ 0 \end{array} \right],$$

if  $n_B \geq 3$ , or

$$A = \left[ \begin{array}{ccc|c|c} \mathcal{A}_1 & \dots & \mathcal{A}_{n_A-1} & \mathcal{A}_{n_A} & B_2 \\ \hline I_{(n_A-1)n_y} & & & 0 & 0 \\ \hline 0 & & & 0 & 0 \end{array} \right], \quad B = \left[ \begin{array}{c} B_1 \\ 0 \\ I_{n_u} \end{array} \right],$$

if  $n_B = 2$ , or

$$A = \left[ \begin{array}{ccc|c} \mathcal{A}_1 & \dots & \mathcal{A}_{n_A-1} & \mathcal{A}_{n_A} \\ \hline I_{(n_A-1)n_y} & & & 0 \end{array} \right], \quad B = \left[ \begin{array}{c} B_1 \\ 0 \end{array} \right],$$

if  $n_B = 1$ , and

$$\hat{K} = -[\hat{D}_0 \dots \hat{D}_{n_D} \ 0 \dots 0 \ \hat{C}_1 \dots \hat{C}_{n_C} \ 0 \dots 0].$$

The proposed controller matching procedure can then be applied by using the state-space description of the system, provided that  $A, B$  are stabilizable and  $\hat{K}$  does stabilize the system.

## C. Tracking in Input-Output Form

Set-point tracking problems can be solved in input-output form by defining the tracking error  $e_k = y_k - r_k$  and the input increment  $\Delta u_k = u_k - u_{k-1}$ , for which the given control law is

$$\hat{C}(z^{-1})\Delta u_k = \hat{D}(z^{-1})e_k \quad (20)$$

In this case, model (17) can be rewritten as

$$(1 - z^{-1})A(z^{-1})y_k = B(z^{-1})\Delta u_k \quad (21)$$

For constant references  $r_k \equiv r$ , by letting  $P(z^{-1}) := (1 - z^{-1})A(z^{-1})$  we have that  $P(z^{-1})r_k = 0$ , which subtracted from (21) gives the tracking error model

$$P(z^{-1})e_k = B(z^{-1})\Delta u_k \quad (22)$$

The inverse LQR problem can be now synthesized for model (22) to match the controller (20) as described above. This of course would provide a quadratic stage cost that involves  $e_k$  and  $\Delta u_k$ .

## V. CONTINUOUS-TIME FORMULATION

The results developed for the discrete-time case can be extended to continuous time. For the sake of brevity, we only provide the main result. The proofs follow along similar lines as for the discrete-time case and we report them next for completeness.

For continuous-time linear models described by matrices  $(A, B)$ , the solution of the LQR problem, if it exists, is the only stabilizing solution among all solutions of the Continuous Algebraic Riccati Equation (CARE):

$$0 = A^\top P + PA + Q - (S^\top + PB)K, \quad (23a)$$

$$RK = S + B^\top P. \quad (23b)$$

Let  $A_{\hat{K}} := A - B\hat{K}$  and note that, for any matrix  $\bar{Q} \succ 0$ , asymptotic stability of  $A_{\hat{K}}$  implies that the Lyapunov equation

$$\bar{Q} + A_{\hat{K}}^\top \bar{P} + \bar{P} A_{\hat{K}} = 0 \quad (24)$$

is solved by  $\bar{P} \succ 0$ .

**Lemma 7.** Consider the continuous-time system

$$\dot{x} = A_{\hat{K}}x + Bu,$$

with  $A_{\hat{K}}$  asymptotically stable and  $\bar{P}$  the solution to the Lyapunov equation (24) for  $\bar{Q} = \bar{Q}^\top \succ 0$ . By letting  $\bar{S} := -B^\top \bar{P}$ , the resulting LQR feedback from (5) is  $K = 0$  for any matrix  $\bar{R} \succ 0$ .

*Proof:* We begin by noting that  $P = \bar{P}$ , with  $\bar{P}$  solving (24) and  $K = 0$ , solve the CARE associated with system  $(A_{\hat{K}}, B)$  and cost matrices  $\bar{Q}, \bar{R}, \bar{S}$ . Since  $A_{\hat{K}}$  has all eigenvalues in the left half-plane of the complex plane,  $K = 0$  asymptotically stabilizes  $(A_{\hat{K}}, B)$ . Then  $P = \bar{P}$ ,  $K = 0$  is a stabilizing solution of the CARE (23). Since the stabilizing solution, when it exists, is unique [8], this concludes the proof. ■

**Lemma 8.** Consider system  $(A_{\hat{K}}, B)$  with  $A_{\hat{K}}$  asymptotically stable, cost matrices  $\bar{Q}, \bar{R}, \bar{S}$  from Lemma 7, and

corresponding LQR feedback  $\bar{K} = 0$ . Consider also system  $(A, B)$  with cost matrices  $Q, R, S$  and corresponding LQR feedback  $K$ . Assume

$$\begin{aligned} Q &= \bar{Q} + \bar{S}^\top \hat{K} + \hat{K}^\top \bar{S} + \hat{K}^\top \bar{R} \hat{K}, \\ S &= \bar{S} + R \hat{K}, \quad R = \bar{R}. \end{aligned} \quad (25)$$

Then, starting from the same initial state, the two systems generate the same continuous-time trajectories in closed-loop with the corresponding LQR law, where for system  $(A, B)$  the LQR law is  $K = \hat{K}$ .

*Proof:* The proof is obtained by noting that the CAREs associated with the two LQR formulations coincide. ■

**Theorem 9.** *Given system  $(A, B)$  and any asymptotically stabilizing feedback  $\hat{K}$ , there exists a quadratic positive-definite stage cost  $\ell(x, u)$  such that the corresponding LQR solution is  $K = \hat{K}$ .*

*Proof:* First, we use Lemma 7 to construct a positive-definite LQR formulation for system  $(A_{\hat{K}}, B)$ , with  $A_{\hat{K}} = A - B\hat{K}$ , and then prove that this implies the existence of a positive-definite LQR formulation also for system  $(A, B)$ .

We select a matrix  $\bar{Q} \succ 0$ , compute  $\bar{P}$  by solving the Lyapunov equation (24), and define  $\bar{S} := -B^\top \bar{P}$ . By selecting any symmetric matrix  $\bar{R}$  such that  $\bar{R} \succ \bar{S} \bar{Q}^{-1} \bar{S}^\top \succeq 0$ , we get

$$\bar{H} := \begin{bmatrix} \bar{Q} & \bar{S}^\top \\ \bar{S} & \bar{R} \end{bmatrix} \succ 0.$$

By Lemma 7, this yields a positive-definite LQR formulation with zero feedback for system  $(A_{\hat{K}}, B)$ , so that no control action is applied to system  $(A_{\hat{K}}, B)$ .

We now apply Lemma 8 to obtain an equivalent LQR for system  $(A, B)$  by defining cost matrices  $Q, R, S$  as in (25). We are therefore left with proving that  $H \succ 0$ , or, equivalently, that  $Q - SR^{-1}S^\top \succ 0$ , since  $R \succ 0$ . We expand the second term in the expression as

$$SR^{-1}S^\top = \bar{S} \bar{R}^{-1} \bar{S}^\top + \bar{S}^\top \hat{K} + \hat{K}^\top \bar{S} + \hat{K}^\top \bar{R} \hat{K},$$

to obtain

$$Q - SR^{-1}S^\top = \bar{Q} - \bar{S} \bar{R}^{-1} \bar{S}^\top \succ 0,$$

where positive-definiteness of the second term follows from  $\bar{H} \succ 0$ . ■

## VI. MPC MATCHING PROBLEM

Let us analyze now the case in which linear constraints (3) must be enforced by the controller. This problem is naturally formulated in the Model Predictive Control (MPC) framework, based on solving the following optimal control problem

$$\min_w V_f(x_N) + \sum_{k=0}^{N-1} \ell(x_k, u_k) \quad (26a)$$

$$\text{s.t. } x_0 = \hat{x}_0, \quad (26b)$$

$$x_{k+1} = Ax_k + Bu_k, \quad k = 0, \dots, N-1, \quad (26c)$$

$$Cx_k + Du_k + e \leq 0, \quad k = 0, \dots, N-1, \quad (26d)$$

$$x_N \in \mathcal{X}_f, \quad (26e)$$

where  $w := (w_0, \dots, w_{N-1}, x_N)$ ,  $w_k := (x_k, u_k)$ , the stage cost  $\ell$  is defined as in (4), the terminal cost  $V_f(x_N)$  is quadratic and must be suitably selected together with a corresponding terminal constraint set  $\mathcal{X}_f$  in order to guarantee asymptotic stability.

Given the current state measurement  $\hat{x}_0$ , MPC solves Problem (26) and applies the first (optimal) control  $u_0^*$  to the system. At the next time step, a new state measurement is available, and problem (26) is solved again in order to close the loop.

Consider the set of states  $\mathcal{X}_N := \{\hat{x}_0 \mid \mu_k^*(\hat{x}_0) = 0, \nu^*(\hat{x}_0) = 0\}$ , where  $\mu_k^*(\hat{x}_0)$ ,  $\nu^*(\hat{x}_0)$  are the optimal Lagrange multipliers associated with constraints (26d) and (26e), respectively, when solving (26), that is the set of states for which the MPC problem (26) and the unconstrained MPC problem (26a)–(26c) coincide.

The following result is well known in the MPC literature, see, e.g., [17]–[19].

**Lemma 10.** *Assume that  $\hat{x}_0 \in \mathcal{X}_N$ ,  $\nabla^2 \ell = H \succ 0$ , and  $V_f(x) = x^\top P x$ , with  $P \succ 0$  the solution of the DARE associated with cost  $\ell$  along with the corresponding LQR gain  $K$  as in (5). Then the MPC law (26) delivers  $u_0^* = -K \hat{x}_0$ .*

*Proof.* Condition  $\hat{x}_0 \in \mathcal{X}_N$  implies that constraints (26d) and (26e) are not strongly active. If they are removed from the problem, the primal-dual solution is still a KKT point. Moreover, since the cost is strictly convex, the Lagrangian Hessian is positive-definite and the second order sufficient conditions for optimality are satisfied. Therefore, the optimal solution remains unchanged and is given by  $x_{k+1}^* = Ax_k^* + Bu_k^*$ , with  $x_0^* = \hat{x}_0$ ,  $u_k^* = -K_k x_k^*$ , with  $P_k, K_k$  solving the following backwards Riccati recursions

$$\begin{aligned} P_k &= A^\top P_{k+1} A + Q - (S^\top + A^\top P_{k+1} B) K_k, \\ K_k &= (R + B^\top P_{k+1} B)^{-1} (S + B^\top P_{k+1} A). \end{aligned}$$

Since  $P_N = P$ , we have  $P_k \equiv P$  and  $K_k \equiv K$ . □

A set  $\mathcal{X}$  is positive invariant for system (1) under feedback  $u = -\hat{K}x$  if  $(A - B\hat{K})x \in \mathcal{X}$  and  $(C - D\hat{K})x + e \leq 0$ , for all  $x \in \mathcal{X}$ . The maximal positive invariant (MPI) set is the largest positive invariant set, containing all positive invariant sets.

**Lemma 11.** *If  $\mathcal{X}_f$  is selected as the MPI set for the LQR feedback gain  $\hat{K}$ , then  $\mathcal{X}_N = \mathcal{X}_f$ .*

*Proof.* By assumption,  $\mathcal{X}_f$  is the largest set in which the autonomous system with transition matrix  $(A - B\hat{K})$  does not violate the path constraints (3). Therefore,  $\mathcal{X}_f \supseteq \mathcal{X}_N$ . Moreover,  $\forall \hat{x}_0 \in \mathcal{X}_f$  the closed-loop dynamics  $u_k = -\hat{K}x_k$ ,  $x_{k+1} = Ax_k + Bu_k$ ,  $x_0 = \hat{x}_0$  satisfy  $Cx_k + Du_k + e \leq 0$ ; i.e.,  $x_k, u_k$  are a feasible initial guess for (26). Since  $\hat{K}$  is the optimal LQR feedback matrix associated with the stage cost, the guess is also optimal. Therefore, we obtain  $\mathcal{X}_f = \mathcal{X}_N$ . □

The previous results cover the case in which no constraint is active. With the following Lemma we prove that whenever some constraint is active, the resulting feedback minimizes the deviation from the matched controller.

**Lemma 12.** Assume that  $\ell(x, u)$  and  $V_f(x)$  are formulated as the solution to an LQR problem delivering  $\hat{K}$  as feedback matrix. Then MPC minimizes the deviation from the matched controller over the prediction horizon, i.e., MPC minimizes the cost

$$\sum_{k=0}^{N-1} (u_k + \hat{K}x_k)^\top \Gamma (u_k + \hat{K}x_k),$$

with  $\Gamma = R + B^\top P B \succ 0$ .

*Proof.* The proof is obtained as a consequence of Equation (12), which implies that

$$\begin{aligned} & \sum_{k=0}^{N-1} \begin{bmatrix} x_k \\ u_k \end{bmatrix}^\top H \begin{bmatrix} x_k \\ u_k \end{bmatrix} + x_N^\top P x_N \\ &= \hat{x}_0^\top P \hat{x}_0 + \sum_{k=0}^{N-1} (u_k + \hat{K}x_k)^\top \Gamma (u_k + \hat{K}x_k). \end{aligned}$$

Since  $\hat{x}_0$  is fixed, the term  $\hat{x}_0^\top P \hat{x}_0$  is constant and does not influence the optimal solution.  $\square$

Note that Lemma 12 contains Lemma 10 as a special case, since it states that MPC delivers  $u = -\hat{K}x$  whenever possible, i.e., whenever no constraint becomes active.

We remark that, for  $H \succ 0$ ,  $P \succ 0$ , MPC asymptotically stabilizes system  $(A, B)$  to the origin [20]–[22]. Note that the size of the region of attraction—and feasible domain—of MPC does not decrease with an increasing prediction horizon  $N$ . In practice one observes that increasing a short prediction horizon  $N$  typically leads to a significant increase of the region of attraction.

Finally, the proposed controller matching procedure can easily be coupled with more advanced MPC formulations, e.g., tube-based robust MPC [11], [23]. In this case, the closed-loop system is asymptotically stabilized to the minimum robust positive invariant set [23].

The MPC matching procedure is summarized as follows:

- 1) compute the stage cost matrix  $H$  by solving the LQR matching problem (10), (11) or (13);
- 2) select the terminal cost matrix  $P$  as the LQR cost-to-go—obtained automatically through (10), (11) or (13);
- 3) compute the terminal set  $\mathcal{X}_f$  as the maximal positive invariant set for the LQR feedback  $K$ .

#### A. Nonlinear MPC

Let us briefly discuss the case in which the system to control is nonlinear, i.e.,

$$x_{k+1} = f(x_k, u_k).$$

Given a steady state  $x_s, u_s$  of interest, one can linearize the system around  $x_s, u_s$  to obtain

$$\begin{aligned} A &= \left. \frac{\partial f(x, u)}{\partial x} \right|_{\substack{x=x_s \\ u=u_s}}, & B &= \left. \frac{\partial f(x, u)}{\partial u} \right|_{\substack{x=x_s \\ u=u_s}}, \\ C &= \left. \frac{\partial h(x, u)}{\partial x} \right|_{\substack{x=x_s \\ u=u_s}}, & D &= \left. \frac{\partial h(x, u)}{\partial u} \right|_{\substack{x=x_s \\ u=u_s}}, \\ e &= h(x_s, u_s), \end{aligned}$$

and use a linear controller to locally stabilize the nonlinear system. Then, the controller matching strategy can be deployed as described before to define a matching linear MPC problem.

In case one is interested in further improving performance by using a nonlinear model within MPC, Nonlinear MPC (NMPC) can be formulated as follows [21], [22]

$$\min_w V_f(x_N) + \sum_{k=0}^{N-1} \ell(x_k, u_k) \quad (27a)$$

$$\text{s.t. } x_0 = \hat{x}_0, \quad (27b)$$

$$x_{k+1} = f(x_k, u_k), \quad k = 0, \dots, N-1, \quad (27c)$$

$$h(x_k, u_k) \leq 0, \quad k = 0, \dots, N-1, \quad (27d)$$

$$x_N \in \mathcal{X}_f. \quad (27e)$$

**Lemma 13.** Assume that the stage cost is selected as the solution to the controller matching problem (10), (11), or (13) for the system linearization computed at  $x_s, u_s$ . Assume further that  $h(x_s, u_s) < 0$  and the terminal cost is selected as  $V_f(x) = x^\top P x$ , with  $P \succ 0$  the solution of the DARE associated with cost  $\ell$  and the system linearized at  $x_s, u_s$ . Then, the NMPC feedback  $u_0^*(\hat{x})$  satisfies

$$\|u_0^*(\hat{x}) + \bar{K}\hat{x}\| = O(\|\hat{x} - x_s\|^2).$$

*Proof.* By relying on the results on parametric sensitivities of NLPs derived in [24], [25] we note that, by construction, the feedback control law  $u^{\text{NMPC}}(\hat{x}_0)$  yielded by the NMPC formulation (27) and the one yielded by the linear MPC formulation (26), i.e.,  $u^{\text{MPC}}(\hat{x}_0)$ , satisfy

$$\left. \frac{du^{\text{NMPC}}(\hat{x}_0)}{d\hat{x}_0} \right|_{\hat{x}_0=x_s} = \left. \frac{du^{\text{MPC}}(\hat{x}_0)}{d\hat{x}_0} \right|_{\hat{x}_0=x_s}.$$

A more detailed proof can be found in [5, Appendix B].  $\square$

## VII. OBSERVERS AND MOVING HORIZON ESTIMATION

In this section, we discuss how the proposed controller matching procedure can be applied to the state estimation problem too. This allows one to interpret any linear observer as a Kalman filter and to construct an observer based on Moving Horizon Estimation (MHE) which locally behaves like the linear observer, but can deal with constraints and nonlinear dynamics.

Note that, while MHE is often formulated using the Kalman filter for tuning, MHE observers can be tuned using other criteria, for example an  $\mathcal{H}_\infty$  MHE formulation for linear systems was proposed in [26]. However, due to the computational complexity of solving a minimax problem, the problem is solved only approximately. We therefore need to stress that with our tuning procedure the  $\mathcal{H}_\infty$ -tuned MHE problem can be solved exactly and efficiently for linear systems, since one needs to solve a convex QP instead of a minimax problem.

Consider the following linear system

$$x_+ = Ax + w, \quad y = Cx + v,$$

where  $w$  and  $v$  denote process and measurement noise, respectively. We write the one-step-ahead estimation problem at time  $n$  as

$$x_-^*, x_+^* = \arg \min_{x_-, x_+} \begin{bmatrix} Cx_- - y \\ Ax_- - x_+ \end{bmatrix}^\top H^{-1} \begin{bmatrix} Cx_- - y \\ Ax_- - x_+ \end{bmatrix} + (x_- - \hat{x})^\top P^{-1}(x_- - \hat{x}), \quad (28)$$

where the covariance of the estimation error is given by  $P = \mathbb{E}[(x - \hat{x})(x - \hat{x})^\top]$  and the covariance of the measurement and process noise is given by

$$H = \begin{bmatrix} R & S \\ S^\top & Q \end{bmatrix} = \mathbb{E} \left[ \begin{bmatrix} v \\ w \end{bmatrix} \begin{bmatrix} v \\ w \end{bmatrix}^\top \right]$$

(in Kalman filtering one often assumes  $S = 0$ ). The optimal state estimate is then  $\hat{x}_+ = x_+^*$ . Note that we used a compact notation for the state estimates, which are usually denoted  $\hat{x} = x_{n|n-1}$ ,  $x_-^* = x_{n|n}$ ,  $\hat{x}_+ = x_{n+1|n}$  to explicitly state which information they use to predict the state at which time.

The covariance update of the Kalman filter is given by the DARE [27]

$$P_+ = APA^\top + Q - L(S^\top + CPA^\top), \quad (29a)$$

$$L = (APC^\top + S)(CPC^\top + R)^{-1}, \quad (29b)$$

with corresponding state estimate

$$\hat{x}_+ = A\hat{x} - L(C\hat{x} - y). \quad (30)$$

At steady-state, we have  $P_+ = P$ .

**Lemma 14.** *The estimation problem (28) coincides with a Kalman filtering problem and delivers state estimate (30) with feedback gain and covariance update given by (29).*

*Proof:* We define

$$\begin{bmatrix} \tilde{R} & \tilde{S} \\ \tilde{S}^\top & \tilde{Q} \end{bmatrix} = \begin{bmatrix} R & S \\ S^\top & Q \end{bmatrix}^{-1} = H^{-1},$$

and remind that, using the matrix inversion lemma and the Schur complement one can prove that

$$\tilde{Q}^{-1}\tilde{S}^\top = -S^\top R^{-1}, \quad \tilde{R} - \tilde{S}\tilde{Q}^{-1}\tilde{S}^\top = R^{-1}. \quad (31)$$

The optimality conditions read

$$\begin{aligned} 0 &= P^{-1}(x_-^* - \hat{x}) + C^\top \tilde{R}(Cx_-^* - y) + C^\top \tilde{S}(Ax_-^* - x_+^*) \\ &\quad + A^\top \tilde{S}^\top(Cx_-^* - y) + A^\top \tilde{Q}(Ax_-^* - x_+^*), \\ 0 &= -\tilde{S}^\top(Cx_-^* - y) - \tilde{Q}(Ax_-^* - x_+^*). \end{aligned}$$

From the second condition we get

$$x_+^* = Ax_-^* + \tilde{Q}^{-1}\tilde{S}^\top(Cx_-^* - y).$$

By inserting this in the first condition we obtain

$$\begin{aligned} (P^{-1} + C^\top(\tilde{R} - \tilde{S}\tilde{Q}^{-1}\tilde{S}^\top)C)x^* \\ = P^{-1}\hat{x} - C^\top(\tilde{R} - \tilde{S}\tilde{Q}^{-1}\tilde{S}^\top)(C\hat{x} - y), \end{aligned}$$

such that, by (31), we have

$$(P^{-1} + C^\top R^{-1}C)x_-^* = P^{-1}\hat{x} - C^\top R^{-1}(C\hat{x} - y).$$

By using the matrix inversion lemma and performing the required simplifications one can derive

$$x_-^* = \hat{x} - P^{-1}C^\top(R + CPC^\top)^{-1}(C\hat{x} - y).$$

Then, we can conclude that

$$\begin{aligned} \hat{x}_+ = x_+^* &= Ax_-^* - S^\top R^{-1}(Cx_-^* - y) \\ &= A\hat{x} - L(C\hat{x} - y), \end{aligned}$$

with

$$L = (S + APC^\top)(R + CPC^\top)^{-1}. \quad (32)$$

Let the estimation error be denoted as  $e = \hat{x} - x$ , such that

$$\begin{aligned} e_+ &= Ae - L(C\hat{x} - y) - w \\ &= (A - LC)e - w - Lv, \end{aligned}$$

and remind that

$$\begin{aligned} \mathbb{E}[ee^\top] &= P, & \mathbb{E}[ew^\top] &= 0, & \mathbb{E}[ev^\top] &= 0, \\ \mathbb{E}[wv^\top] &= Q, & \mathbb{E}[vv^\top] &= R, & \mathbb{E}[wv^\top] &= S \end{aligned}$$

We now derive the covariance  $P_+ := \mathbb{C}[e_+]$  of the estimation error update as follows:

$$\begin{aligned} P_+ &= \mathbb{C}[(A - LC)e - Lv - w] \\ &= (A - LC)\mathbb{E}[ee^\top](A - LC)^\top + L\mathbb{E}[vv^\top]L^\top + \mathbb{E}[ww^\top] \\ &\quad - \mathbb{E}[wv^\top]L^\top - L\mathbb{E}[vw^\top] \\ &= (A - LC)P(A - LC)^\top + LRL^\top + Q - SL^\top - LS^\top \\ &= APA^\top + Q - L(CPA^\top + S^\top), \end{aligned}$$

where we used (32) to derive the last equality and obtain (29).  $\blacksquare$

We proved that the one-step-ahead estimation problem (28) coincides with a Kalman filter whose feedback and covariance propagation are given by DARE (29). Additionally, we remark that the DARE (29) coincides with the DARE (5), if  $(A, B)$  is replaced by  $(A^\top, C^\top)$ , which yields  $L = K^\top$ . Therefore, the controller matching procedure also applies to linear observers and can be used to formulate MHE problems which match any desired linear observer which provides asymptotically vanishing state-estimation errors. Given the full equivalence with the control problem we do not discuss further details about the estimation problem.

## VIII. PRACTICAL IMPLEMENTATION

We propose some simple examples to demonstrate the theoretical developments and further elaborate on how the matching technique can be applied in practice. In the first example, we illustrate the tuning role played by matrix  $\Gamma$  used in the indirect formulation (11). In the second example, we consider matching first a PID controller that can be matched with  $S = 0$  and then a linear controller which requires  $S \neq 0$ . In a third example, we consider a nonlinear system for which a PID controller with anti-windup is available, discussing how the discrete-time equivalent system is obtained and matched and how an anti-windup mechanism can be incorporated in MPC. Finally, we present an example of observer matching in which we tune MHE to match an  $\mathcal{H}_\infty$  filter in the absence of constraints.

### A. Tuning Matrix $\Gamma$

We illustrate how different choices of  $\Gamma$  can influence the optimal solution in the presence of active constraints. We remark that, by construction, whenever no constraint is active any  $\Gamma \succ 0$  delivers the same feedback. Consider the discrete-time linear system defined by

$$A = -0.8, \quad B = \begin{bmatrix} 0.1 & 0.1 & 0.1 \end{bmatrix},$$

subject to the state constraint

$$x \leq 0.7.$$

Consider the a-priori given controller gain

$$\hat{K} = \begin{bmatrix} 0.5 & 0.5 & 0.2 \end{bmatrix}^\top,$$

which results in an asymptotically stable closed-loop system, since  $A_{\hat{K}} = A - B\hat{K} = -0.92$ . We want to synthesize an MPC controller with prediction horizon  $N = 1$ , terminal LQR cost, terminal constraint set  $\mathcal{X}_f = \{x | x \leq 0.7\}$ , and such that the MPC law coincides with  $\hat{K}$  when constraints are inactive in the MPC problem. Consider the two weighting matrices  $\Gamma_1 = I$  and  $\Gamma_2 = \text{diag}([1 \ 100 \ 1])$ . Moreover, consider the tuning matrix obtained by solving the direct formulation (10):

$$H = \begin{bmatrix} 1.3128 & 0.6917 & 0.7088 & 0.4775 \\ 0.6917 & 1.1610 & -0.1849 & 0.1173 \\ 0.7088 & -0.1849 & 1.2435 & -0.0036 \\ 0.4775 & 0.1173 & -0.0036 & 1.2021 \end{bmatrix}.$$

For  $\hat{x}_0 = -1$ , we have  $(A - B\hat{K})\hat{x}_0 = 0.92 > 0.7$ , i.e., MPC needs to deviate from the desired controller in order to satisfy the constraint. We obtain the following controls with the subscript denoting the used weighting matrix:

$$u_{\Gamma_1} = \begin{bmatrix} -0.2333 \\ -0.2333 \\ -0.5333 \end{bmatrix}, \quad u_{\Gamma_2} = \begin{bmatrix} -0.5945 \\ 0.4891 \\ -0.8945 \end{bmatrix}, \quad u_H = \begin{bmatrix} -0.2849 \\ -0.2923 \\ -0.4228 \end{bmatrix}.$$

The tuning role of matrix  $\Gamma$  is best understood by considering the cost in form (9):  $\Gamma$  does not penalize the use of the controls themselves, but rather their deviation from  $-\hat{K}x$ :

$$|u_{\Gamma_1} + \hat{K}x| = \begin{bmatrix} 0.7333 \\ 0.7333 \\ 0.7333 \end{bmatrix}, \quad |u_{\Gamma_2} + \hat{K}x| = \begin{bmatrix} 1.0945 \\ 0.0109 \\ 1.0945 \end{bmatrix},$$

i.e., for  $\Gamma_2$ , the second control is closer to its reference value 0.5 than for  $\Gamma_1$ , but larger in magnitude. Since tuning matrix  $H$  is obtained through the direct formulation (10), no choice can be made on how the controls are selected in the presence of active constraints.

### B. PID and Input-Output Form

Consider the linear system in input-output form from [2]

$$y_k = 1.8y_{k-1} + 1.2y_{k-2} + u_{k-1},$$

with sampling time  $t_s = 2$  and subject to constraints

$$-24 \leq u \leq 24, \quad y \geq -5.$$

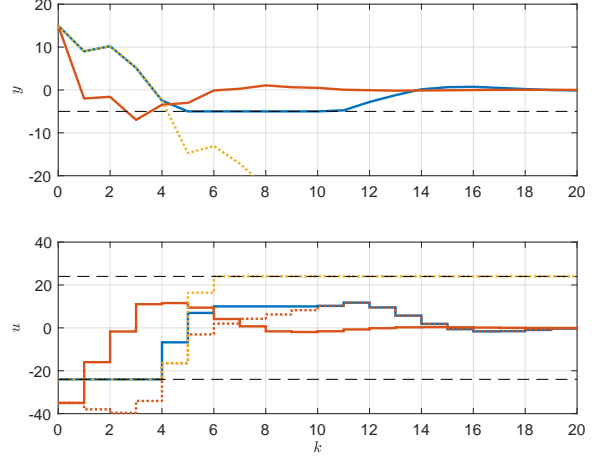


Fig. 1. Closed-loop simulations for Example VIII-B: MPC (blue line), PID (red line), PID with saturated control (yellow dotted line). Bottom plot  $u = -\hat{K}x$ , with  $x$  from the MPC closed-loop trajectory (dotted red line). Constraints are displayed in dashed black line.

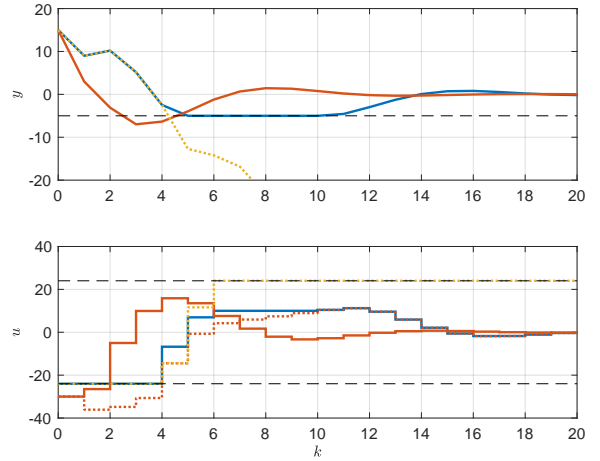


Fig. 2. Closed-loop simulations for Example VIII-B and  $\hat{K} = [4 \ 2 \ 0.15 \ 1.6]$ . Same display convention as in Figure 1.

We want to match the PID controller

$$u_k^{\text{PID}} = - \left( K_i y_k^i + K_p y_k + \frac{K_d}{t_s} (y_k - y_{k-1}) \right),$$

$$y_k^i = y_{k-1}^i + t_s y_k,$$

with  $K_i = 0.248$ ,  $K_p = 0.752$ ,  $K_d = 2.237$ . We write the system dynamics in the state-space representation  $x_{k+1} = Ax_k + Bu_k$  where

$$x_k = \begin{bmatrix} y_{k-1} \\ y_{k-2} \\ y_{k-1}^i \\ u_{k-1} \end{bmatrix}, \quad A = \begin{bmatrix} 1.8 & 1.2 & 0 & 1 \\ 1 & 0 & 0 & 0 \\ 3.6 & 2.4 & 1 & 2 \\ 0 & 0 & 0 & 0 \end{bmatrix}, \quad B = \begin{bmatrix} 0 \\ 0 \\ 0 \\ 1 \end{bmatrix}.$$

Then, the PID becomes  $u = -\hat{K}x$ , with

$$\begin{aligned} K_{\text{pid}} &= K_p + K_i t_s + K_d/t_s, \\ \hat{K} &= \begin{bmatrix} K_d/t_s + 1.8K_{\text{pid}} & 1.2K_{\text{pid}} & K_i & K_{\text{pid}} \\ 5.3782 & 2.8398 & 0.2480 & 2.3665 \end{bmatrix}. \end{aligned}$$

In [2] an LQR with dense  $Q$  provided an exact match. We are able to reproduce the same result by either adding the constraint that  $S = 0$  or minimizing, e.g.,  $\|S\|_1$ . By minimizing the condition number of  $H$ , we obtain  $\kappa(H) \approx 1.7$ , as opposed to  $\kappa(H) \approx 6.6$  found by [2]. In this case, there is no clear advantage in minimizing the condition number, since 6.6 is so low that it does not cause numerical issues. If we minimize the condition number of  $\mathbf{H} = \text{blkdiag}(H, P)$ , we obtain  $\kappa(\mathbf{H}) \approx 158.8$  with  $S = 0$  and  $\kappa(\mathbf{H}) \approx 149.2$  with  $S$  free.

We plot the control and output closed-loop trajectories in Figure 1. One can see that MPC respects the constraints. As soon as the output enters the region in which no output nor input constraints would be active under the feedback  $\hat{K}$ , MPC and PID deliver the same control (blue and dotted red lines). The PID controller violates both the input and control constraints (red line). By saturating the PID input to satisfy the input constraint, the output is not stabilized (dotted yellow line).

Consider now the desired feedback law

$$\hat{K} = \begin{bmatrix} 4 & 2 & 0.15 & 1.6 \end{bmatrix}.$$

In this case, with  $S = 0$  there exists no LQR matching the feedback  $\hat{K}$ , though it is stabilizing. By allowing  $S \neq 0$ , one is able to compute  $H \succ 0$  such that  $K = \hat{K}$ . The condition number is  $\kappa(H) \approx 30.5$ . The simulations show a behavior similar to the previous case and are reported in Figure 2.

### C. From Continuous to Discrete Time and Anti Wind-Up

Consider the nonlinear continuously-stirred tank reactor (CSTR) with dynamics [28]

$$\begin{aligned} \dot{T} &= \frac{q}{V}(T_f - T) + \frac{H_{AB}}{\rho C_p} K_0 e^{\frac{E}{RT}} C_A + \frac{UA}{V\rho C_p}(T_c - T) \\ \dot{C}_A &= \frac{q}{V}(C_{Af} - C_A) - K_0 e^{\frac{E}{RT}} C_A, \end{aligned}$$

with state  $x = (T, C_A)$ , i.e., temperature and concentration of reactant  $A$ ; control  $u = T_c$ , i.e., the temperature of the cooling jacket; and output  $y = T$ . The parameters are: volume  $V = 100 \text{ m}^3$ , density of the A-B mixture  $\rho = 1000 \text{ kg/m}^3$ , reaction heat  $H_{AB} = 5 \cdot 10^4 \text{ J/mol}$ , activation energy over the universal gas constant  $E/R = 8750 \text{ J/mol K}$ , time constant  $K_0 = 7.2 \cdot 10^{10} \text{ 1/s}$  and the heat transfer coefficient times the area  $UA = 5 \cdot 10^4 \text{ W/K}$ . Additionally, the system is subject to the uncontrolled volumetric flowrate  $q = 1 \pm 0.1 \text{ m}^3/\text{s}$ , feed concentration  $C_{Af} = 1 \pm 0.1 \text{ mol/m}^3$ , and feed temperature  $T_f = 350 \pm 10 \text{ K}$ .

We assume that the system is already controlled by a PI controller with proportional gain  $K_p = 0.5$ , integral gain  $K_i = 5$  and an anti-windup gain  $K_{\text{aw}} = 1$  such that the integral term is given by

$$\dot{I}_e = e + K_{\text{aw}} \min(\max(K_p e + K_i I_e, u_{\text{lb}}) u_{\text{ub}}),$$

with  $e = T_{\text{ref}} - T$ ;  $T_{\text{ref}}$  the reference setpoint and  $u_{\text{lb}} = 250 \text{ K}$ ,  $u_{\text{ub}} = 350 \text{ K}$  the saturation bounds on the control signal.

Consider the optimal setpoint  $x_s = (300, 0.39, 59.72)$   $u_s = 298.59$  with output reference  $r_s = 300$ . We write the system dynamics in closed-loop with the PI controller as  $\dot{x} = f_{\text{PI}}^c(x, r)$  and linearize them at  $x_s, r_s$  to obtain the continuous- and discrete-time matrices

$$\begin{aligned} A_{\text{PI}}^c &= \frac{\partial f_{\text{PI}}^c}{\partial x}, & A_{\text{PI}} &= e^{A_{\text{PI}}^c t_s}, \\ B_{r, \text{PI}}^c &= \frac{\partial f_{\text{PI}}^c}{\partial r}, & B_{r, \text{PI}} &= \int_0^{t_s} e^{A_{\text{PI}}^c t} B_{r, \text{PI}}^c dt. \end{aligned}$$

for a sampling time  $t_s$ .

We apply the same procedure to the open-loop dynamics  $\dot{x} = f^c(x, u)$ , linearized at  $x_s, u_s$  to get

$$A^c = \frac{\partial f^c}{\partial x}, \quad B^c = \frac{\partial f^c}{\partial u}, \quad B_r^c = \frac{\partial f^c}{\partial r},$$

and the corresponding discrete-time linearized system

$$\Delta x_{k+1} = A \Delta x_k + B \Delta u_k + B_r \Delta r_k.$$

For the feedback matrix  $\bar{K}$  we use pole placement to impose

$$\text{eig}(A - B\bar{K}) = \text{eig}(A_{\text{PI}}).$$

We compute the reference for MPC as

$$\begin{aligned} \Delta x^r &= (A_{\text{PI}})^{-1} B_{r, \text{PI}} \Delta r, \\ \Delta u^r &= \arg \min_{\Delta u} \|A \Delta x^r + B \Delta u + B_r \Delta r\|. \end{aligned}$$

Note that, by construction,  $Ax^r + B\Delta u^r + B_r \Delta r = 0$ .

Since the integral state is not a state of the system but a state of the controller, when applying MPC we propagate it in time using the MPC prediction. Additionally, we introduce an anti-windup mechanism by adding the term

$$f_{\text{aw}}(\Delta x, \Delta u) := t_s K_{\text{aw}} (\Delta u + u_s - u^r - \bar{K}(\Delta x + x_s - x^r)).$$

to the dynamics of the integral state. The MPC formulation then reads as

$$\begin{aligned} \min_{\Delta x, \Delta u} & \sum_{k=0}^{N-1} \begin{bmatrix} \Delta x_k - \Delta x_k^r \\ \Delta u_k - \Delta u_k^r \end{bmatrix}^\top H \begin{bmatrix} \Delta x_k - \Delta x_k^r \\ \Delta u_k - \Delta u_k^r \end{bmatrix} \\ & + (\Delta x_N - \Delta x_N^r)^\top P (\Delta x_N - \Delta x_N^r) \\ \text{s.t.} & \Delta x_0 = \hat{x} - x_s, \\ & \Delta x_{k+1} = A \Delta x_k + B \Delta u_k + B_r \Delta r_k + \begin{bmatrix} 0 \\ 0 \\ f_{\text{aw}}(\Delta x, \Delta u) \end{bmatrix}, \\ & C \Delta x_k + D \Delta u_k \leq e. \end{aligned}$$

A nonlinear MPC can also be formulated, where the dynamics are nonlinear:

$$\Delta x_{k+1} = f(\Delta x_k, \Delta u_k, \Delta r_k) + \begin{bmatrix} 0 \\ 0 \\ f_{\text{aw}}(\Delta x, \Delta u) \end{bmatrix}.$$

We compare in simulation the PD controller with the linear MPC controller on a reference step change. Additionally, we introduce a constraint on the maximum temperature and simulate both the MPC (MPCx) and NMPC controllers. The results are displayed in Figure 3, where one can see that the PD

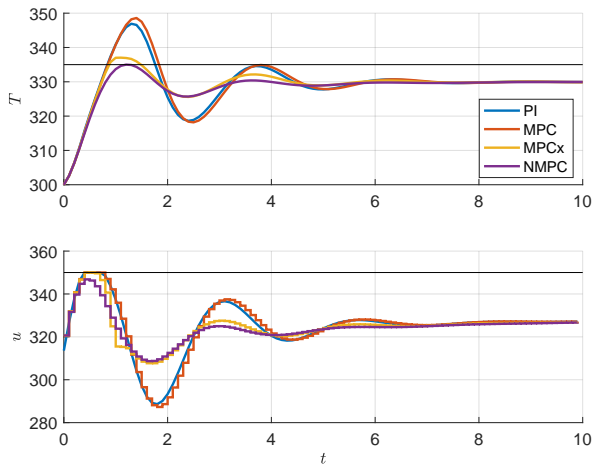


Fig. 3. Temperature and input profiles for a closed-loop simulation using the PD controller (PD), the MPC controller (MPC), the MPC controller with a constraint on the maximum temperature (MPCx) and nonlinear MPC with the same constraint (NMPC).

controller violates the constraint on temperature. Linear MPC is also violating it, even when it is explicitly enforced, due to the linearization error which causes an inaccurate prediction. Finally, NMPC does satisfy this constraint while stabilizing the system to the desired output. If the temperature constraint is removed, NMPC has a smaller overshoot for the considered step of 30 degrees, while for a step of 10 degrees all controllers are qualitatively the same.

#### D. $\mathcal{H}_\infty$ Moving Horizon Estimation

With the following example, we detail how a robust MHE can be formulated, based on classical results for robust linear observers. Given the full equivalence with control problems, we remark that this also applies to robust tuning of MPC controllers.

Consider the system defined by

$$x_+ = \left( A + \begin{bmatrix} 0 & 0 \\ -2x_2 & 0.1x_2 \end{bmatrix} \right) x + Bw, \quad y = Cx + v,$$

$$A = \begin{bmatrix} 0.93 & 0.09 \\ -0.61 & 0.92 \end{bmatrix}, \quad B = \begin{bmatrix} 0.01 & 0.01 \\ 0.003 & 0.12 \end{bmatrix},$$

and  $C = [1 \ 0]$ , with process noise covariance  $W = \text{diag}([10 \ 10])$  and measurement noise covariance  $V = 0.01$ . By neglecting the nonlinear term, one can design both a Kalman filter and an  $\mathcal{H}_\infty$  observer, which solves [29]

$$\Sigma = (I - PG^\top G + PC^\top V^{-1}C)^{-1}P,$$

$$L = A\Sigma C^\top V^{-1},$$

$$P = A\Sigma A^\top + BWB^\top,$$

where matrix  $G$  is a tuning parameter, which we select as  $G = \gamma \text{diag}([0.1 \ 1])$ , with  $\gamma$  a scalar to be maximized. In this case, the  $\mathcal{H}_\infty$  observer is obtained for  $\gamma \approx 1.3438$ . The two observers yield feedback

$$L^{\text{Kalman}} = \begin{bmatrix} 0.6866 \\ 1.5202 \end{bmatrix}, \quad L^{\mathcal{H}_\infty} = \begin{bmatrix} 1.4391 \\ 4.5947 \end{bmatrix}.$$

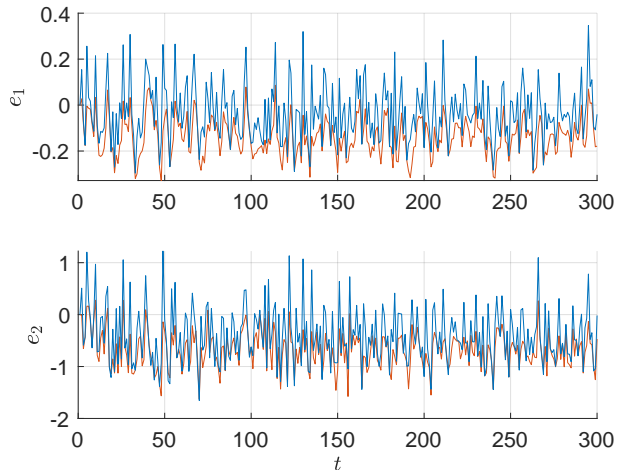


Fig. 4. State estimation error: tuned MHE (blue), standard MHE (red).

The tuning procedure yields

$$H_{\mathcal{H}_\infty}^{-1} = \begin{bmatrix} 0.9896 & -0.0239 & -0.0985 \\ -0.0239 & 0.9451 & -0.2260 \\ -0.0985 & -0.2260 & 0.0693 \end{bmatrix},$$

as weighting matrix for the  $\mathcal{H}_\infty$ -tuned MHE; while the standard MHE formulation uses the inverse of the noise covariance, i.e.,  $H_{\text{Kalman}}^{-1} = \text{diag}([0.1 \ 0.1 \ 100])$ .

We assume that we have knowledge about the fact that  $w \geq 0$ . In order to include this information, we use the proposed tuning procedure to design a cost for the Kalman filter such that it yields the  $\mathcal{H}_\infty$  observer and then use the obtained cost within a linear (MHE) framework. Note that, since the  $\mathcal{H}_\infty$  filter is stabilizing, an equivalent Kalman filter always exists.

We run a simulation using the  $\mathcal{H}_\infty$ -tuned MHE and compare it to the one tuned using the noise covariances. The results are displayed in Figure 4, where one can see that the two MHE perform similarly. The root mean square (RMS) error obtained with the  $\mathcal{H}_\infty$ -tuned MHE is 176.9, while for a standard MHE formulation we obtain an RMS of 214.9. Note that the  $\mathcal{H}_\infty$  and Kalman filter have an RMS of 208.4 and 215.5 respectively.

## IX. CONCLUSIONS

In this paper we have discussed the problem of designing a cost function for LQR/MPC that yields a control law matching an assigned linear controller. We have proven that the problem can be solved exactly for all stabilizing controllers, proposing various solutions in discrete and continuous time and in state-space and input-output form. Additionally, we have provided three approaches to compute the desired cost by solving a convex SDP. Moreover, we have proven that the results also extend to linear observers, which can be matched by a Kalman filter or MHE. Finally, we have discussed the practical implementation of the matching procedure by means of four examples.

Future research will be devoted to extending the proposed technique in a purely data-driven context, for example to solve imitation learning problems.

## REFERENCES

- [1] S. Di Cairano and A. Bemporad, "Model predictive controller matching: can MPC enjoy small signal properties of my favorite linear controller?" in *2009 European Control Conference (ECC)*, Aug 2009, pp. 2217–2222.
- [2] —, "Model predictive control tuning by controller matching," *IEEE Transactions on Automatic Control*, vol. 55, no. 1, pp. 185–190, Jan 2010.
- [3] Q. N. Tran, L. Özkan, and A. Backx, "Generalized predictive control tuning by controller matching," *Journal of Process Control*, vol. 25, pp. 1–18, 2015.
- [4] M. Zanon, S. Gros, and M. Diehl, "Indefinite linear MPC and approximated economic MPC for nonlinear systems," *Journal of Process Control*, vol. 24, pp. 1273–1281, 2014.
- [5] —, "A tracking MPC formulation that is locally equivalent to economic MPC," *Journal of Process Control*, 2016.
- [6] —, "A periodic tracking MPC that is locally equivalent to periodic economic MPC," in *Proceedings of the 2017 IFAC World Congress*, 2017.
- [7] M. Forgiione, D. Piga, and A. Bemporad, "Efficient calibration of embedded MPC," in *Proc. 21th IFAC World Congress*, 2020, available at <https://arxiv.org/abs/1911.13021>.
- [8] J. C. Willems, "Least squares stationary optimal control and the algebraic Riccati equation," *IEEE Transactions on Automatic Control*, vol. AC-16, no. 6, pp. 621–634, 1971.
- [9] B. P. Molinari, "The stabilizing solution of the discrete algebraic Riccati equation," *IEEE Transactions on Automatic Control*, vol. 20, pp. 396–399, 1975.
- [10] L. Grüne and R. Guglielmi, "Turnpike properties and strict dissipativity for discrete time linear quadratic optimal control problems," *SIAM Journal on Control and Optimization*, vol. 56, no. 2, pp. 1282–1302, 2018.
- [11] L. Chisci, J. Rossiter, and G. Zappa, "Systems with persistent disturbances: predictive control with restricted constraints," *Automatica*, vol. 37, pp. 1019–1028, 2001.
- [12] S. Gros and M. Zanon, "Data-driven economic NMPC using reinforcement learning," *IEEE Transactions on Automatic Control*, 2018, (in press).
- [13] F. Sturm, "Using SeDuMi 1.02: A Matlab toolbox for optimization over symmetric cones," *Optim. Methods Software*, vol. 11-12, pp. 625–653, 1999.
- [14] R. Tütüncü, K. Toh, and M. Todd, "Solving semidefinite-quadratic-linear programs using SDPT3," *Math. Program.*, vol. 95, pp. 189–217, 2003.
- [15] "MOSEK webpage," 2011, mOSEK ApS. [Online]. Available: <http://www.mosek.com>
- [16] H. Kwakernaak and R. Sivan, *Linear Optimal Control Systems*. New York: Wiley Interscience, 1972.
- [17] D. Chmielewski and V. Manousiouthakis, "On constrained infinite-time linear quadratic optimal control," *Systems & Control Letters*, vol. 29, no. 3, pp. 121–130, Nov. 1996.
- [18] P. Scokaert and J. Rawlings, "Constrained linear quadratic regulation," *IEEE Transactions on Automatic Control*, vol. 43, no. 8, pp. 1163–1169, 1998.
- [19] A. Bemporad, M. Morari, V. Dua, and E. Pistikopoulos, "The explicit linear quadratic regulator for constrained systems," *Automatica*, vol. 38, pp. 3–20, 2002.
- [20] F. Borrelli, A. Bemporad, and M. Morari, *Predictive control for linear and hybrid systems*. Cambridge University Press, 2017.
- [21] J. B. Rawlings and D. Q. Mayne, *Model Predictive Control: Theory and Design*, 2012.
- [22] L. Grüne and J. Pannek, *Nonlinear Model Predictive control*. London: Springer, 2011.
- [23] D. Mayne, M. Seron, and S. Rakovic, "Robust model predictive control of constrained linear systems with bounded disturbances," *Automatica*, vol. 41, pp. 219–224, 2005.
- [24] J. Guddat, F. G. Vasquez, and H. Jongen, *Parametric Optimization: Singularities, Pathfollowing and Jumps*. Stuttgart: Teubner, 1990.
- [25] M. Diehl, "Real-time optimization for large scale nonlinear processes," Ph.D. dissertation, Universität Heidelberg, 2001.
- [26] J. F. Garcia Tirado, A. Marquez-Ruiz, H. Botero Castro, and F. Angulo, "A new approach to constrained state estimation for discrete-time linear systems with unknown inputs," *International Journal of Robust and Nonlinear Control*, vol. 28, no. 1, pp. 326–341, 2018.
- [27] A. S. Deshpande, "Bridging a gap in applied Kalman filtering: Estimating outputs when measurements are correlated with the process noise [focus on education]," *IEEE Control Systems Magazine*, vol. 37, no. 3, pp. 87–93, June 2017.
- [28] D. Seborg, T. F. Edgar, and D. A. Mellichamp, *Process Dynamics and Control*, 2nd ed. Wiley, 2003.
- [29] D. Simon, *Optimal State Estimation: Kalman, H Infinity, and Nonlinear Approaches*. USA: Wiley-Interscience, 2006.



**Mario Zanon** received the Master's degree in Mechatronics from the University of Trento, and the Diplôme d'Ingénieur from the Ecole Centrale Paris, in 2010. After research stays at the KU Leuven, University of Bayreuth, Chalmers University, and the University of Freiburg he received the Ph.D. degree in Electrical Engineering from the KU Leuven in November 2015. He held a Post-Doc researcher position at Chalmers University until the end of 2017 and is now Assistant Professor at the IMT School for Advanced Studies Lucca. His research interests

include numerical methods for optimization, economic MPC, optimal control and estimation of nonlinear dynamic systems, in particular for aerospace and automotive applications.



**Alberto Bemporad** received his Master's degree in Electrical Engineering in 1993 and his Ph.D. in Control Engineering in 1997 from the University of Florence, Italy. In 1996/97 he was with the Center for Robotics and Automation, Department of Systems Science & Mathematics, Washington University, St. Louis. In 1997-1999 he held a postdoctoral position at the Automatic Control Laboratory, ETH Zurich, Switzerland, where he collaborated as a senior researcher until 2002. In 1999-2009 he was with the Department of Information Engineering of

the University of Siena, Italy, becoming an Associate Professor in 2005. In 2010-2011 he was with the Department of Mechanical and Structural Engineering of the University of Trento, Italy. Since 2011 he is Full Professor at the IMT School for Advanced Studies Lucca, Italy, where he served as the Director of the institute in 2012-2015. He spent visiting periods at Stanford University, University of Michigan, and Zhejiang University. In 2011 he cofounded ODYS S.r.l., a company specialized in developing model predictive control systems for industrial production. He has published more than 350 papers in the areas of model predictive control, hybrid systems, optimization, automotive control, and is the co-inventor of 16 patents. He is author or coauthor of various MATLAB toolboxes for model predictive control design, including the Model Predictive Control Toolbox (The Mathworks, Inc.). He was an Associate Editor of the IEEE Transactions on Automatic Control during 2001-2004 and Chair of the Technical Committee on Hybrid Systems of the IEEE Control Systems Society in 2002-2010. He received the IFAC High-Impact Paper Award for the 2011-14 triennial and the IEEE CSS Transition to Practice Award in 2019. He is an IEEE Fellow since 2010.