

An alternative indicator of the annihilated electrons in atoms: Rahm's electronegativity scale

Yu Wu, Xiaoguang Ma,* Fang Yuan, Jipeng Sui, Meishan Wang, and Chuanlu Yang

School of Physics and Optoelectronic Engineering, Ludong University,

Yantai, Shandong 264025, People's Republic of China

(Dated: March 24, 2020)

Abstract

A new explanation of the width of gamma-ray spectra has been introduced, based on Rahm's electronegativity scale. The positrophilic electrons in the positron-electron annihilation process have been proven quantitatively to be the valence electrons for the first time. Full Width at Half Maximum (FWHM) of the gamma-ray spectra is suggested to be replaced by the present new defined physical quantity Average Doppler Shift (ADS). Both FWHM and ADS of the gamma-ray spectra in light elements agree well with the corresponding Rahm's electronegativity values respectively. ADS also provides a strong evidence for Rahm's electronegativity scale. It will be useful to understand the mechanism of the positron-electron annihilation process.

PACS numbers: 78.70.Bj, 82.30.Gg, 36.10.Dr

Keywords: positron-electron annihilation; positrophilic electrons; electronegativity; average Doppler shift

INTRODUCTION

The gamma-ray spectra for low-energy positron annihilation in molecules have been studied extensively in the past many decades[1–5]. However, understanding of the low-energy positrons and their behaviour in molecules is still incomplete compared to more familiar electron problems[6–8]. Most of the experimental measurements show good agreement with the theoretical gamma-ray spectra of the valence electrons in molecules[7–10]. However, there is almost no study to prove quantitatively why the valence electrons dominate the positron-electron annihilation process.

Furthermore, the width FWHM of the gamma-ray spectra is only a experimental spectrum analysis parameter, which has almost no physical meaning. That is to say, it is just a technique term, not a physical quantity. Using this term is not helpful to understand the mechanism of the positron-electron annihilation process. Hence, till now, such as why there is a huge annihilation rate than theoretical prediction remains unknown. Some explanations and suggestions based on the comparison between the theoretical calculation and experimental measurements are given. However, the physical meaning of the width of the gamma-ray spectra is still unknown.

Recently, M. Rahm et. al. introduced a new electronegativity scale[11], which provides some hints for explaining the dominance of the valence electrons in positron-electron annihilation process. Electronegativity assigns a measure of atoms (actually nuclear or positrons) to attract electrons in molecule. It is an important physical quantity in chemical reactions. It can naturally be used to find the positrophilic electrons in molecules.

The gamma-ray spectra are generally represented by the Doppler shift parameter. The Doppler shift, i.e., the width (usually using the full width at half maximum, FWHM) of the gamma-ray spectra just represents the probability of the positron-electron pairs at certain energy. The integration of the gamma-ray spectra will give out the annihilation rate, i.e., the total number of electrons annihilated with the incoming positron[10]. The maximum of the theoretical annihilation rate is the number of electrons in a molecule in the general theories[8]. However, as mentioned above, the experimental measurements of the annihilation rate are usually huge larger than the number of electrons in a molecule[9]. Even more, usually only the number of valence electrons has been considered in translating the annihilation process.

In order to understand the mechanism of positron-electron annihilation process deeply, can we find a new physical quantity to represent the gamma-ray spectra, and to explain the positrophilic electrons in positron-electron annihilation process? The present study will give a try to find an alternative physical quantity and prove the dominance of the valence electrons in positron-electron annihilation process by using Rahm's electronegativity scale.

THE PHYSICAL PARAMETERS OF GAMMA-RAY SPECTRA

In annihilation process, the momentum \vec{p} of the emitting photons equals to the momentum of the positron-electron pair, i.e., $\vec{p} = \vec{k}^- + \vec{k}^+$. Then the momentum distribution of photons can be obtained by Fourier transform from the positron-electron pair wavefunction[10]

$$A(\vec{p}) = \int \Phi^-(\vec{r})\Phi^+(\vec{r})e^{-i\vec{p}\cdot\vec{r}}d\vec{r}, \quad (1)$$

where $\Phi^-(\vec{r})$ and $\Phi^+(\vec{r})$ are the wavefunctions for electrons and positrons in real space respectively.

The momentum of the electron-positron pair is rotationally averaged in the gas or liquid experiments. Hence, in order to compare with these experimental measurements, the theoretical momentum distribution must be spherically averaged. The radial distribution function in momentum space can be defined by

$$D(p) = \int_0^\pi d\theta \int_0^{2\pi} d\phi P^2 \sin\theta |A(\vec{p})|^2, \quad (2)$$

where P, θ, ϕ are spherical coordinates respectively. Hence, the theoretical spherically averaged momentum distribution is

$$\sigma(p) = \frac{D(p)}{4\pi p^2}. \quad (3)$$

Which means the averaged probability to encounter the electron-positron pair on the surface with the momentum $|P|$.

The gamma-ray spectra in the annihilation process is then Doppler shifted in energy due to the longitudinal momentum component of positron-electron pair[8]. Hence the integration over the plane perpendicular to the p must be performed in order to get the total probability density at the momentum $p = 2\epsilon/c$. Then the gamma-ray spectra for positron-electron pair are

$$\Omega(\epsilon) = \frac{1}{c} \int_{2\epsilon/c}^\infty \sigma(p) p dp. \quad (4)$$

The Doppler shift from the center ($mc^2 = 511$ keV) is given by ϵ . For the low-energy positron, the gamma-ray spectra are dominated by the bound electrons in molecules. The Doppler shift ϵ is directly related with the bonding energy ϵ_n of the annihilated bound electrons $\epsilon \propto \sqrt{\epsilon_n}$ [10]. That is, the Doppler shift (ϵ) is determined by the bonding energy of the annihilated bound electrons. If we integrate the gamma-ray spectra, the annihilation rate is given by

$$Z_{eff} = \int \Omega(\epsilon) d\epsilon. \quad (5)$$

Then, the average binding energy (Doppler shift actually) of the annihilation electrons will be given by

$$\bar{\epsilon} = \frac{\int \Omega(\epsilon) \epsilon d\epsilon}{\int \Omega(\epsilon) d\epsilon}. \quad (6)$$

The gamma-ray spectra carries information about the electron momentum distribution in the bound state orbitals[1]. In the present study, $\bar{\epsilon}$ is named as Average Doppler Shift (ADS). The Doppler shift of the gamma-ray spectra is proportional to the square root of the absolute value of the binding energy of the annihilated bound electrons[10]. Hence, ADS of gamma-ray spectra represents the average bonding energy of the positron-electron pairs.

ADS is more general than FWHM of gamma-ray spectra to represent the gamma-ray spectra, because FWHM is only a analysis parameter of the spectra shape with only one peak. Furthermore, FWHM is only the special point while ADS is averaging all the points from the gamma-ray spectra. For a general gamma-ray spectra, there are usually more than one peaks and shoulders. Hence, FWHM is not applicable to these complicated situations. However, ADS is determined by the whole data of gamma-ray spectra, not only the one value at half maximum, hence, ADS can represent all the characteristic of the gamma-ray spectra.

Furthermore, for a low-energy positron annihilation process, the ADS of valence electrons in a molecule also has almost the same definition and agrees well with Rahm's electronegativity scale[11]. In order to understand the mechanism of the positron-electron annihilation process, the experimental analysis parameters, such as FWHM, are suggested to be replaced by the physical quantity ADS. Eq.(6) is obviously the same and consistent with Rahm's electronegativity scale[11]

$$\bar{\chi} = \frac{\sum_{i=1}^N n_i \epsilon_i}{\sum_{i=1}^N n_i}. \quad (7)$$

with the summation over the whole valence electrons in a molecule. Eq.(6) and Eq.(7) both

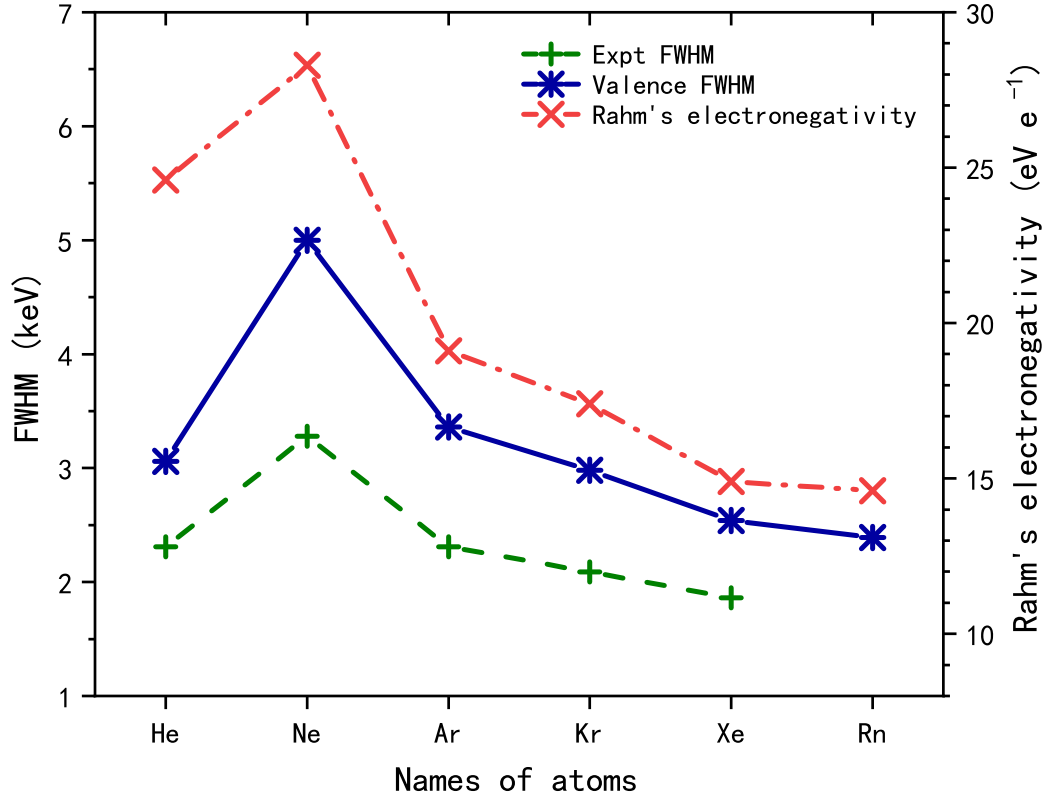


FIG. 1: The experimental and theoretical FWHM of gamma-ray spectra of noble gas atoms compared with Rahm's electronegativity.

are very natural definition which measure the ability to attract positrons. Comparing with ADS of gamma-ray spectra and Rahm's electronegativity value, one can quantitatively prove the dominance of the valence electrons in the annihilation process.

APPLICATION AND DISCUSSION

The recent Rahm's electronegativity scale[11] provides us a hint for explaining the physical meaning of the gamma-ray spectra. In most of the previous studies, the characteristic of gamma-ray spectra have always been represented by the width FWHM of the profiles[1–4]. However, FWHM is only one point of gamma-ray spectra which have no exact physical meaning at all. ADS uses all the points of gamma-ray spectra and all the information of

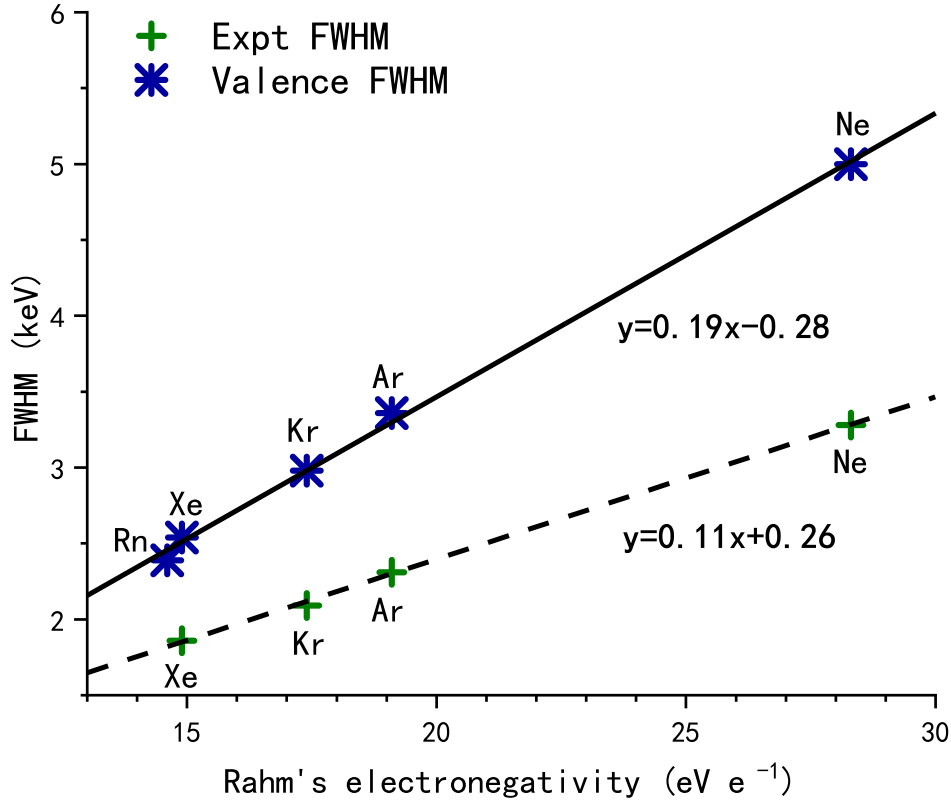


FIG. 2: The experimental and theoretical FWHM of gamma-ray spectra of noble gas atoms as functions of their electronegativity.

gamma-ray spectra is in ADS. In the benchmark of the experimental studies of gamma-ray spectra[9], C. M. Surko group presents the recent accurate measurements of the gamma-ray spectra for several molecules. In order to explain their measurement, one-Gaussian function was used to fit their measurements, some structures, such as shoulders of the profiles are then lost. They also mentioned that this only presents their experimental data analytically in a quantitative way. However, they also acknowledged that the physical meaning of the fitting parameters remains unknown.[9] In their work, the measurements are precise enough to study the line shape of the spectra and not just the width[1]. Moreover, most of the experimental gamma-ray spectra have some shoulders, and are not exact smooth to fit. More than one shoulders in the gamma-ray spectra needs more than one Gaussian functions to fit the spectra approximately[9]. Hence, is there a reasonable physical quantity of the

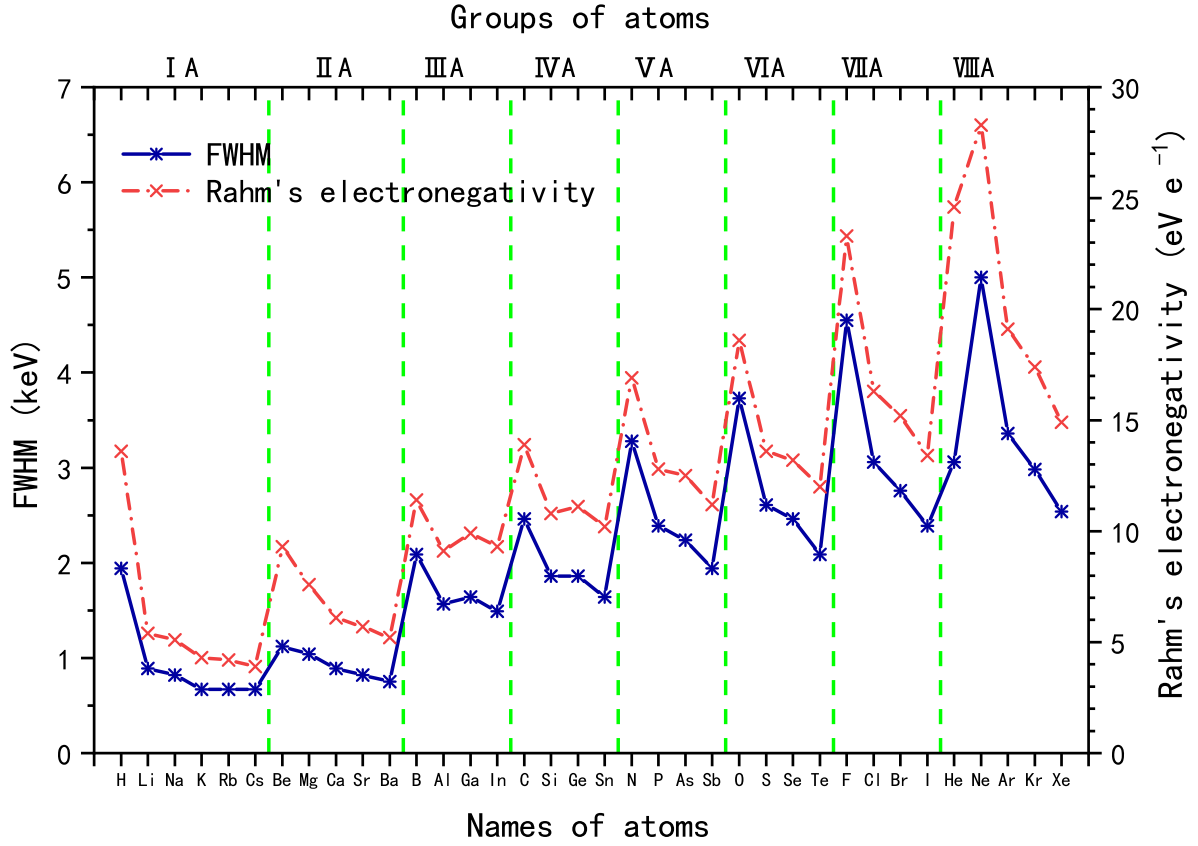


FIG. 3: The Comparison between FWHM of gamma-ray spectra and electronegativity of all the 36 atoms.

gamma-ray spectra?

As shown in Fig.1 of reference[3] and Fig.2 of reference[4], the width of the gamma-ray spectra for several molecules of the experimental measurements are compared with the theoretical prediction. The comparison shows that the valence electrons agrees well with the experimental measurements. Hence, the scientists make a conclusion that the valence electrons in molecules will dominate the annihilation process. However, why? what is the physical meaning of the width of gamma-ray spectra? The benchmark measurements are precise enough to study the line shape of the spectra, not just their widths[9]. Hence, we must find a new way to translate the spectra. As shown in Fig.1, in addition to the comparison of the experimental and theoretical width, we also compared the width with the Rahm's electronegativity. Electronegativity assigns a measure to propensity of atoms in molecules

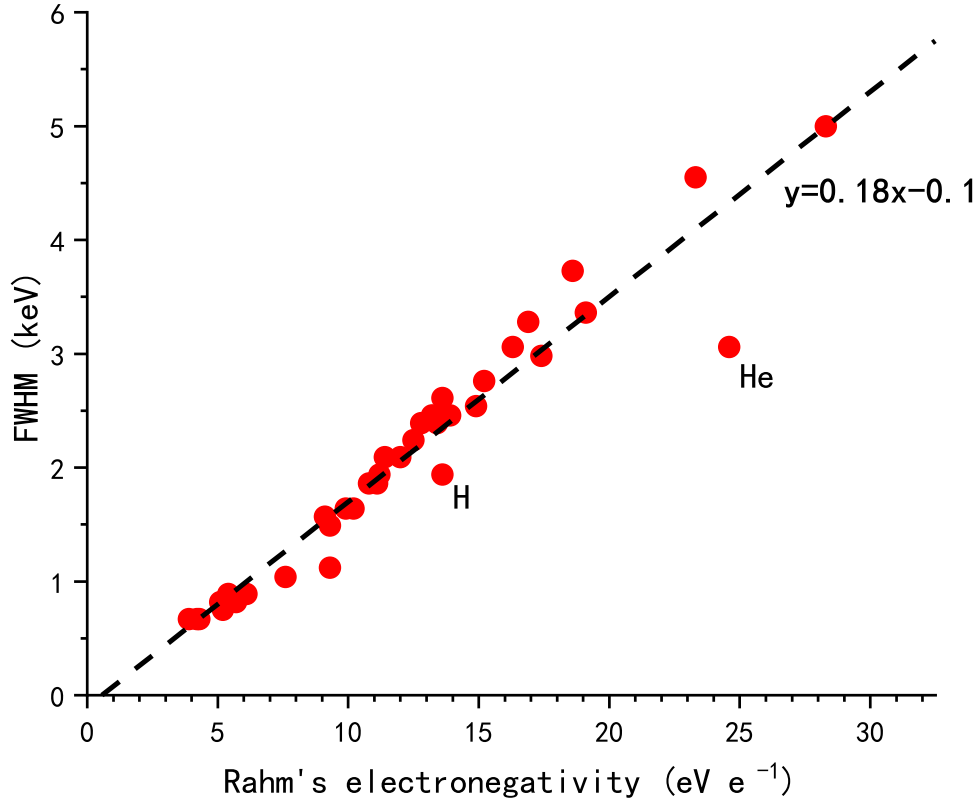


FIG. 4: FWHM of gamma-ray spectra of 36 atoms as functions of their electronegativity.

to attract electrons[11]. In the present work, The exact definition of the electronegativity of atoms is the ability to attract positrons alternatively.

We find that the electronegativity of noble gas atom has the same variation rule with the widths of the gamma-ray spectra. According to Rahm's electronegativity scale, the electronegativity is defined by the average valence electron binding energy in atoms in Eq.(7). On one hand, the good agreements of the electronegativity with the experimental measurement means the dominance of the valence electrons in annihilation process. On the other hand, the width of gamma-ray spectra might relate with the electronegativity, or the average valence electron binding energy in atoms.

As shown in Fig.2, both the theoretical and the experimental widths are linearly related to the electronegativity of the corresponding atoms. This strong linear correlation of electronegativity with the width of the gamma-ray spectra provides hints of the positrophilic

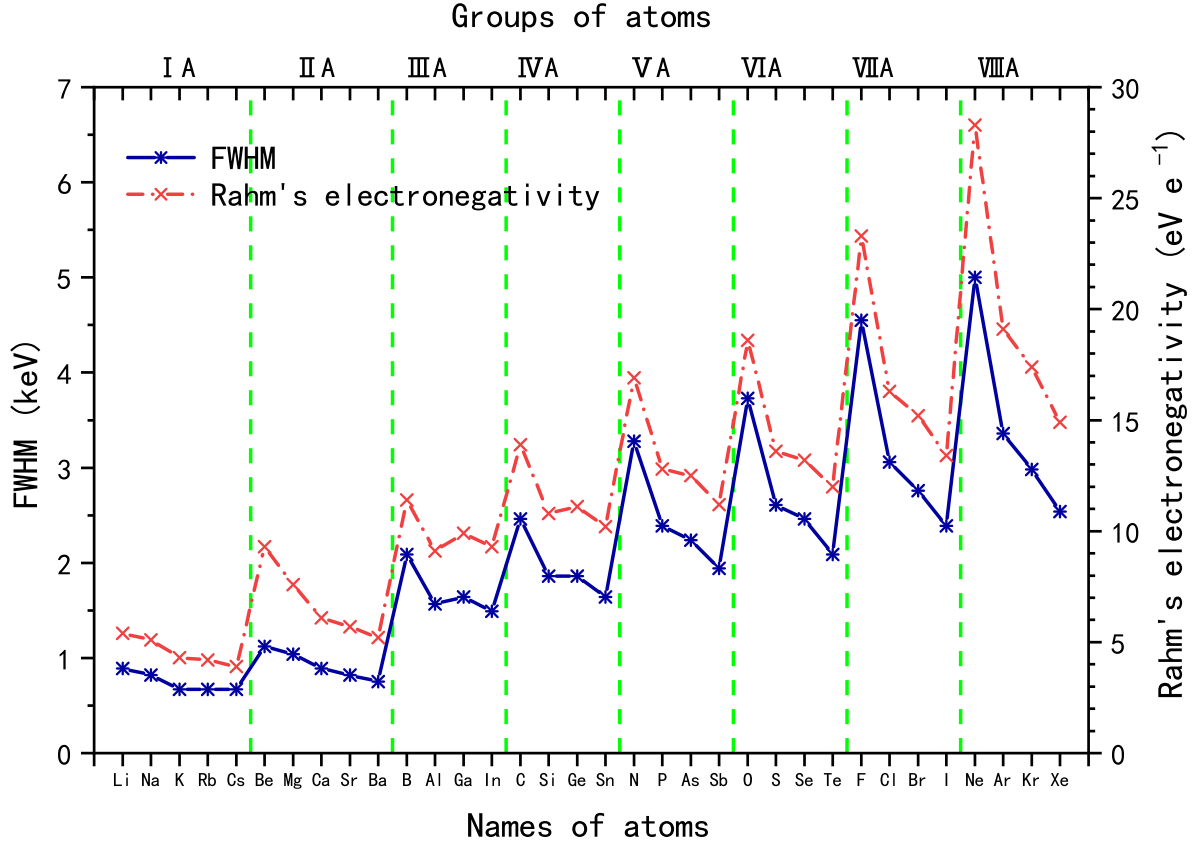


FIG. 5: The Comparison between FWHM of gamma-ray spectra and electronegativity of 34 atoms without helium and hydrogen.

electrons in molecules. As one knows that Rahm's electronegativity scale is defined by the ground state average valence electron bonding energy. The agreement of the experimental width of the gamma-ray spectra with Rahm's electronegativity shows that the valence electrons dominate the annihilation process. The present calculated width for the valence electrons as shown in Fig.2 also agrees well with the Rahm's electronegativity. This probably indicates that the width of the gamma-ray spectra has a strong relation with the electronegativity. Furthermore, does the width represent the average valence electron binding energy? Only helium has different behavior from other noble gas atoms both for width and electronegativity. We will explain later in the present work.

In order to find the physical meaning and the relationship between the width of the gamma-ray spectra and the electronegativity, we studied the gamma-ray spectra of 36 atoms

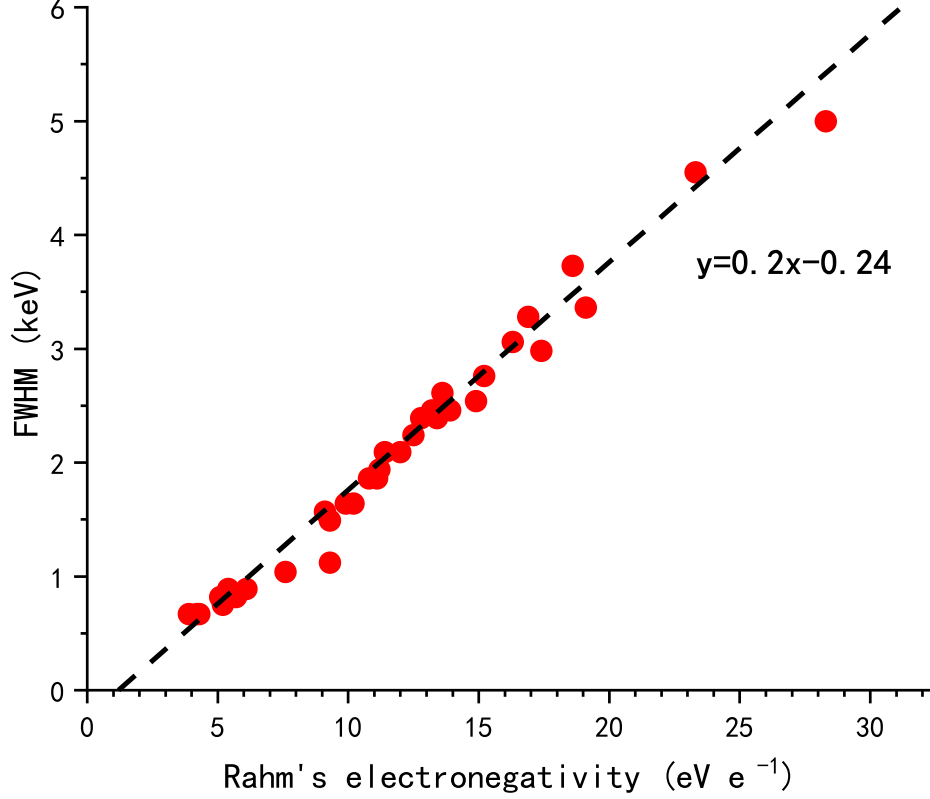


FIG. 6: FWHM of gamma-ray spectra of 34 atoms as functions of their electronegativity without helium and hydrogen.

from 1-56 elements of group A in periodic table as shown in Fig.3 and Fig.4. The valence electrons of these atoms are defined by Rahm[11]. Heavy and group B atoms are not considered due to the difficulty to obtain accurate wavefunctions. As shown in Fig.3, the width of the gamma-ray spectra of 36 light atoms are compared with the corresponding Rahm's electronegativity. In the same group, the variation of the width of gamma-ray spectra is completely consistent with the variation of the electronegativity of these atoms. As the width and the electronegativity are obtained from the same valence electrons, this further strengthens that the width of the gamma-ray spectra is related with the Rahm's electronegativity of atoms. The width of gamma-ray spectra and Rahm's electronegativity have an obvious linear correlation as shown in Fig.4. The electronegativity of all A group elements is basically linear with their corresponding width, except for helium. The Rahm's

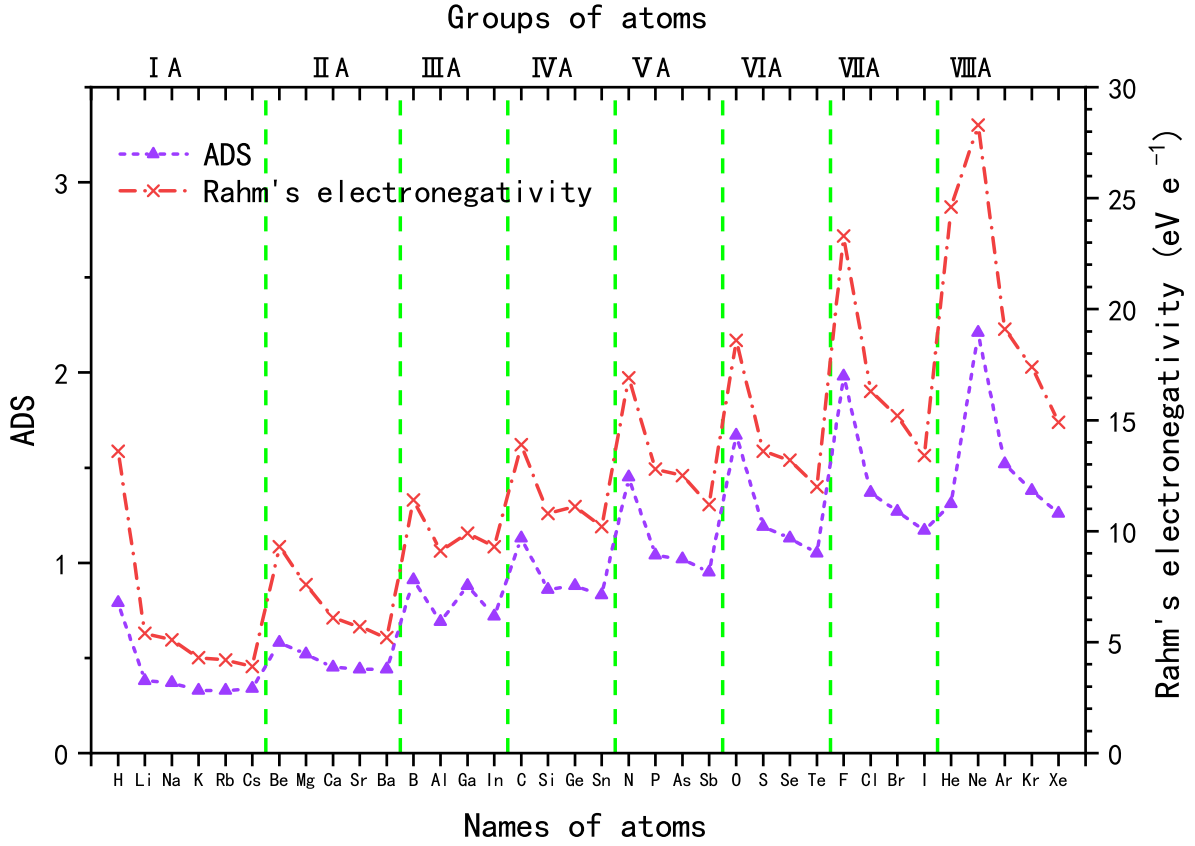


FIG. 7: The Comparison between ADS of gamma-ray spectra and electronegativity of 36 atoms.

electronegativity is an alternative indicator of the annihilated electrons in molecules.

Fig.5 compares the electronegativity and the width of 34 atoms except hydrogen and helium. The linear relation has only small difference from 36 atoms. From the above analysis, it can be seen that the width of gamma-ray spectra produced by the annihilation of positrons in atoms is closely related to the electronegativity of corresponding atoms. This relationship can give the physical meaning of the width of the gamma-ray spectra. More obvious evidence can be found in Fig.6. The width of the gamma-ray spectra might represent the ability of valence electrons to attract a positron. Hence, the electronegativity is about five times of FWHM of the gamma-ray spectra. As mentioned above, the FWHM is just a ideal parameter to character the shape of the spectra, which has no physical meaning. Eq.(6) gives a real quantity ADS with real physical meanings. Can ADS also have a relationship with the electronegativity?

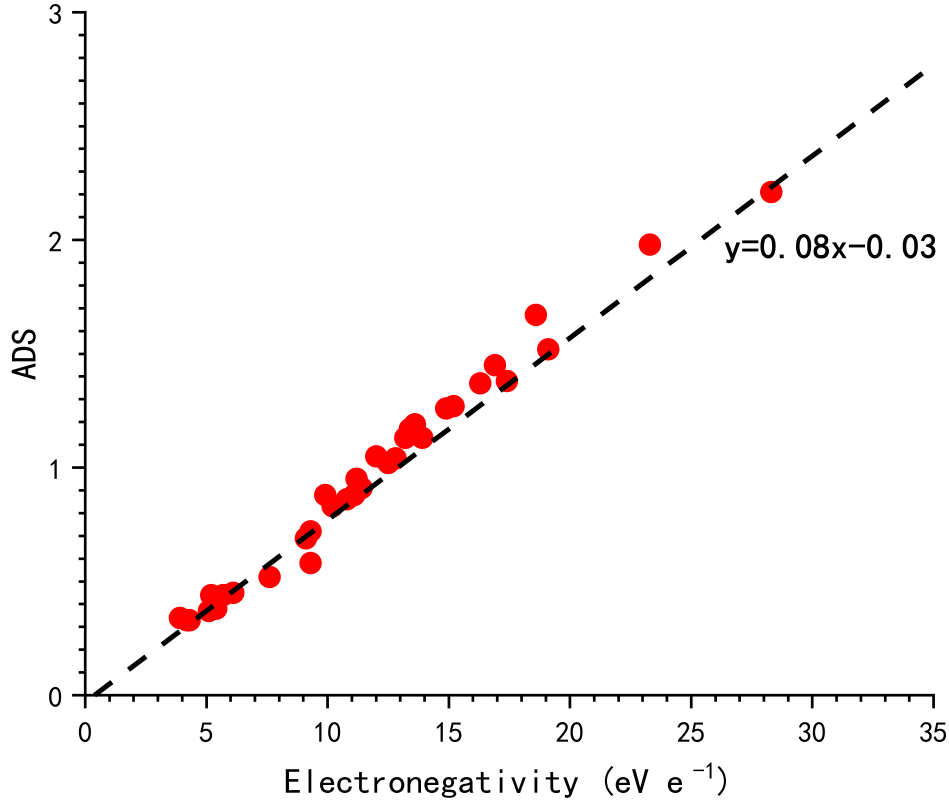


FIG. 8: ADS of gamma-ray spectra of 34 atoms as functions of their electronegativity without helium and hydrogen.

In Fig.7, we studied ADS of gamma-ray spectra of 36 atoms. As one can see, ADS has the same variations with the electronegativity for these group A elements. From group IA to VIIIA, both electronegativity of atoms and ADS of the corresponding atomic gamma-ray spectra increase slowly. The first elements in each group has the maximum electronegativity and ADS except for helium in group VIIIA where neon has the maximum. On the other hand, the maximum in each group increases from IA to VIIIA group except for hydrogen atom in group IA. The electronegativity and ADS, even FWHM in Fig.3 of hydrogen are larger than the largest values in group II and III.

This means ADS can represent the gamma-ray spectra as the same as the FWHM parameters. Fig.8 shows a strong linear relations of ADS with electronegativity. Meanwhile, the same behavior with electronegativity shows the ADS can represent the ability to attract

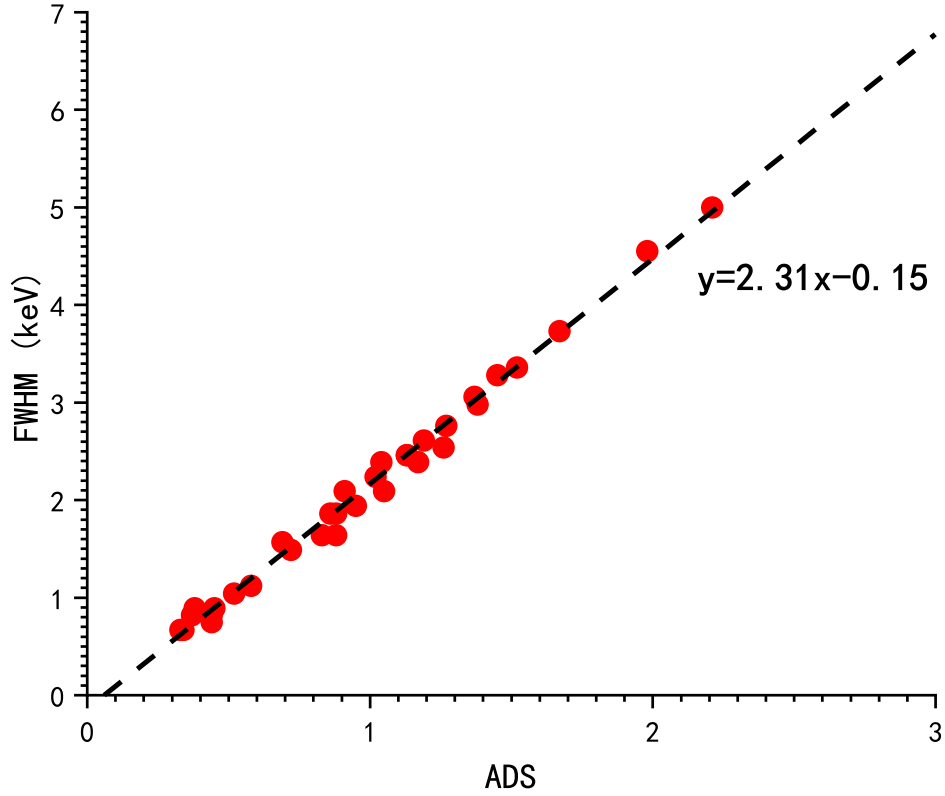


FIG. 9: ADS of gamma-ray spectra of 34 atoms as functions of their FWHM without helium and hydrogen.

a positron. ADS provides the ability to annihilate an electron with positron. Because ADS comes from the integration of the whole gamma-ray spectra, it is more general than FWHM. Furthermore, ADS in Eq.(6) means the average Doppler shifts of the gamma-ray spectra, it has obvious physical meaning.

Just like width of the gamma-ray spectra, ADS surely can be taken as the indicator of the positrophilic electrons as shown in Fig.8. Strong linear relation are also found between ADS and electronegativity. That is to say, the average Doppler shift of gamma-ray spectra just like electronegativity, represents the ability to attract the incoming positrons. The ratio between ADS and FWHM is about 0.43 as shown in Fig.9. ADS of gamma-ray spectra can certainly be used to describe the gamma-ray spectra of positron-electron annihilation process.

CONCLUSOIN

In the present study, the physical quantity Average Doppler Shift (ADS) has been introduced to represent the characteristic of gamma-ray spectra instead of the analysis parameter FWHM. The ADS of the gamma-ray spectra have similar physical meaning as the average energy of the positron-electron pairs. The ADS of the gamma-ray spectra for the elements of group A below the atomic number 56 agree well with the corresponding Rahm's electronegativity values. Then, using ADS of gamma-ray spectra, the positrophilic electrons in the positron-electron annihilation process have been proven quantitatively to be the valence electrons for the first time. Based on Rahm's electronegativity scale, the present ADS is useful to understand the mechanism of the positron-electron annihilation process rather than width (FWHM) of the gamma-ray spectra.

Acknowledgement- This work is supported by the National Natural Science Foundation of China under grants No. 11674145 and Taishan Scholars Project of Shandong province (Project No. ts2015110055).

* Electronic address: hsiaoguangma@ldu.edu.cn

- [1] Swann A R and Gribakin G F 2019 *Phys. Rev. Lett.* **39** 1647.
- [2] Swann A R and Gribakin G F 2018 *J. Chem. Phys.* **149** 2018.
- [3] Ma X G, Wang M S, Zhu Y H and Yang C L 2017 *Phys. Rev. A* **95** 036702.
- [4] Ma X G, Wang M S, Zhu Y H, Liu Y, Yang C L and Wang D H 2016 *Phys. Rev. A* **94** 052709.
- [5] Ma X G, Zhu Y H, Liu Y 2015 *Phys. Lett. A* **379** 2306.
- [6] Green D G and Gribakin G F 2017 *Phys. Rev. A* **95** 036701.
- [7] Ma X G, Wang L Z and Yang C L 2014 *Phys. Lett. A* **378** 1126.
- [8] Gribakin G F, Young J A and Surko C M 2010 *Rev. Mod. Phys.* **82** 2557.
- [9] Iwata K, Greaves R G and Surko C M 1997 *Phys. Rev. A* **55** 3586.
- [10] Dunlop L J M and Gribakin G F 2006 *J. Phys B* **39** 1647.
- [11] Martin R, Tao Z, and Roald H 2019 *J. Am. Chem. Soc.* **141** 342-351.