

# Unique Geometry and Texture from Corresponding Image Patches

Dor Verbin, Steven J. Gortler, and Todd Zickler

**Abstract**—We present a sufficient condition for recovering unique texture and viewpoints from unknown orthographic projections of a flat texture process. We show that four observations are sufficient in general, and we characterize the ambiguous cases. The results are applicable to shape from texture and texture-based structure from motion.

**Index Terms**—Shape from texture, structure from motion.

## 1 INTRODUCTION

SUPPOSE we are given a collection of image patches that are the orthographic projections, from various directions and orientations, of a single texture element or a single stochastic texture process. The collection of image patches may be explained by the texture and the viewpoints that generated it, but it may also be explained by a texture that is a spatially-sheared version of the veridical one, along with a collection of viewing geometries that are distorted. We want to understand when the geometry and texture can be recovered correctly and when they cannot.

This question arises in certain formulations of shape from texture [2], [3], [7], where the local foreshortening of a spatially-repetitive texture process on a curved surface induces a perception of three-dimensional shape. In this version of the problem, the unknown per-patch geometries are interpreted as the local surface normal and tangent frames, and our quest is to understand when this “shape” and accompanying flat-texture process (e.g., right column of Fig. 1) can be correctly identified.

The same question is relevant to certain formulations of structure from motion, when an affine covariant region detector [4], [5] identifies corresponding “interest points” between images captured from distinct, orthographic viewpoints. In this context, we pursue a characterization of conditions that allow for recovering information about the view directions, even when only a single “interest point”—as in the top row of Fig. 1—is shared between views.

It has been previously claimed that three views are sufficient to recover the correct geometry and flat-texture in general [2]. In this paper we show that in general the actual minimum number of views is four. We also characterize the ambiguities that can arise when the image patches are fewer in number or are geometrically degenerate.

Note that the viewing geometry associated with each image patch has three degrees of freedom: two for the view direction relative to the flat texture’s surface normal, and one for the tangent orientation within the texture plane. Given a set of corresponding image patches as in the left of Fig. 1, one can at best expect to recover the generating tan-

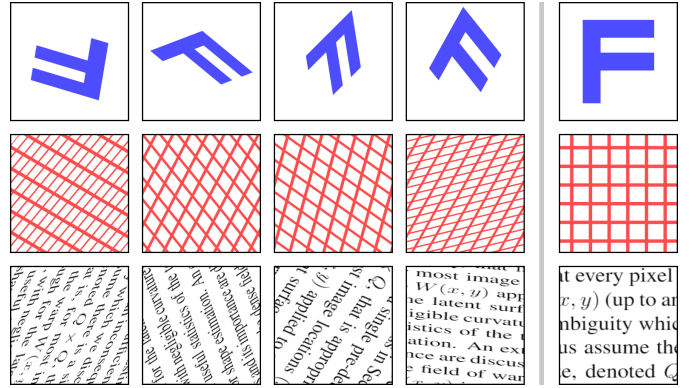


Fig. 1. The left of each row is a collection of four image patches generated by orthographic projections of a single flat texture process, shown right. We want to understand the conditions that are sufficient for the correct viewing geometries and flat texture process to be recovered from the image patches, when neither the flat texture process nor the viewing geometries are known or labeled beforehand.

gent orientations relative to an arbitrary coordinate system in the tangent plane. This implies recovering the flat texture process up to a rotation of its two spatial dimensions (e.g., a 2D rotation of the textures on the right of Fig. 1). In shape from texture, this orthogonal transform does not affect the surface normal so is inconsequential, and for our purposes we consider any geometry/texture explanation that differs from the veridical one by such a relation to be correct. In structure from motion, this means that when only one interest point is shared between viewpoints, we can recover the view directions up to a global rotation about the surface normal.

## 2 TEXTURE CYCLOSTATIONARITY

Texture is the spatial repetition of appearance, and the statistical notion of cyclostationarity provides a flexible way to characterize the repetition. We say that a (flat, two-dimensional) texture is cyclostationary if its statistics are doubly periodic, meaning that there exist two linearly independent vectors,  $\tau, \sigma \in \mathbb{R}^2$  for which texture statistics  $S$  satisfy  $S(\mathbf{x} + \tau) = S(\mathbf{x})$  and  $S(\mathbf{x} + \sigma) = S(\mathbf{x})$  for all  $\mathbf{x} \in \mathbb{R}^2$ . Note that the exact definition of the statistics  $S$

• Authors are with the School of Engineering and Applied Sciences, Harvard University, Cambridge, MA, 02138.  
E-mail: {dorverbin,sjg,zickler}@seas.harvard.edu

requires special care. We generally want them to encode all of the perceivable appearance information, and finding a single set of statistics  $S$  that can do this for all different textures has been the topic of decades of research, dating back to the Julesz conjecture [1], [6].

If we give ourselves permission to tailor the statistics  $S$  to different types of textures (as we do here), then cyclostationarity describes many different texture types, including those composed of an isolated structural element (an “interest point”) as in Row 1 of Fig. 1, where the intensity itself satisfies  $I(\mathbf{x} + \boldsymbol{\tau}) = I(\mathbf{x})$  and  $I(\mathbf{x} + \boldsymbol{\sigma}) = I(\mathbf{x})$  with orthogonal  $\boldsymbol{\tau}$  and  $\boldsymbol{\sigma}$  that are the height and width of the element. It similarly includes periodic textures (Row 2) with orthogonal  $\boldsymbol{\tau}$  and  $\boldsymbol{\sigma}$  being the spacing between tiles. With statistics  $S$  generalized to include suitable higher-order statistics, it even applies to more general cyclostationary textures like text (Row 3), where  $\boldsymbol{\tau}$  and  $\boldsymbol{\sigma}$  correspond to the vertical and horizontal spacing between rows and letters, respectively.

An important subtlety in the definition of cyclostationarity is the requirement that the texture has two linearly independent period vectors,  $\boldsymbol{\tau}$  and  $\boldsymbol{\sigma}$ . This is necessary to facilitate shape estimation, since in the case where  $\boldsymbol{\tau}$  and  $\boldsymbol{\sigma}$  are linearly dependent (i.e., point in the same direction), shape estimation in the perpendicular direction cannot be obtained. One example of such an ambiguous texture is a set of parallel lines. (Imagine only the vertical lines in Row 2 of Fig. 1.)

### 3 WARPS

Our image patches are orthographic projections of an oriented texture plane, and the resulting mapping from the texture plane to the image plane is a two-dimensional transformation that has a special form [2]. We call this a *warp*.

**Definition 1.** A  $2 \times 2$  matrix  $T$  is a *warp* if it can be written as  $T = R_1 F R_2$  where  $R_1$  and  $R_2$  are rotation matrices and  $F$  is a foreshortening matrix which is diagonal with values 1 and  $r \in (0, 1]$  along its diagonal.

Such matrices have a singular value of 1, and have positive determinant. (We will not use the  $r \leq 1$  property until discussing ambiguous cases in Section 5.) Each warp has three degrees of freedom as described above, which distinguishes them from a general 2D translation-free affine transformation with four degrees of freedom. These warps are called texture imaging transformations in [2].

Warps have a useful property for the purposes of this paper:

**Lemma 1.** *If the  $2 \times 2$  matrix  $T$  is a warp, then  $\det(T^\top T - I) = 0$ , where  $I$  is the  $2 \times 2$  identity matrix.*

*Proof.* If  $T = R_1 F R_2$  then we can write  $T^\top T = R_2^\top F^\top R_1^\top R_1 F R_2 = R_2^\top F^2 R_2$ . We therefore have  $T^\top T - I = R_2^\top F^2 R_2 - I = R_2^\top (F^2 - I) R_2$ , so  $\det(T^\top T - I) = \det(F^2 - I)$ . Since  $F^2 - I$  is a diagonal matrix with a 0 entry along its main diagonal, we have  $\det(T^\top T - I) = 0$ .  $\square$

### 4 CORRECT GEOMETRY AND TEXTURE

Our input is a set of image patches indexed by  $i \in \{1, \dots, N\}$ . These are instances of patches from a flat cyclostationary texture process  $\mathcal{T}$ , with periods  $\boldsymbol{\tau}, \boldsymbol{\sigma}$  and statistics  $S$ , that have been spatially transformed by a set of warps  $\{T_i\}_{i=1}^N$ . We assume the existence of a texture correspondence algorithm that can identify and extract these image patches, and can register them by computing warps  $\{W_i\}_{i=1}^N$  that explain all image patches  $i \in \{1, \dots, N\}$  by a single texture process  $\mathcal{T}'$  that may be different from the generating one. Algorithms with this capability exist for various kinds of textures, including isolated texture elements [3], compositions of SIFT keypoints [2], and more general cyclostationary stochastic processes [7].

Such an inferred texture process  $\mathcal{T}'$  has its own  $\boldsymbol{\tau}'$  and  $\boldsymbol{\sigma}'$ . Moreover, the computed warps  $\{W_i\}_{i=1}^N$  of a successful algorithm must satisfy  $W_i^{-1} T_i \boldsymbol{\tau} = \boldsymbol{\tau}'$  and  $W_i^{-1} T_i \boldsymbol{\sigma} = \boldsymbol{\sigma}'$  for all  $i \in \{1, \dots, N\}$ . What remains is to characterize the relationship between the computed  $\{W_i\}_{i=1}^N$  and the veridical  $\{T_i\}_{i=1}^N$  (which also will give the relationship between  $\mathcal{T}'$  and  $\mathcal{T}$ ).

What we will show is that the computed warps are equal to the true warps (up to an inconsequential rotation) as long as there are  $N \geq 4$  input patches in general. We show this in two parts. First, cyclostationarity implies that all of the computed warps and generating warps are related by a single  $2 \times 2$  matrix  $B$ . Next, with the help of a small intermediate result, we show that four or more patches generically imply that the matrix  $B$  is a rotation.

To this end, we start with a definition.

**Definition 2.** Let  $\{T_i\}_{i=1}^N$  be a fixed set of warps. We say that a set of warps  $\{W_i\}_{i=1}^N$  is *good* if there exist some  $\boldsymbol{\tau}, \boldsymbol{\sigma} \in \mathbb{R}^2$  and some  $\boldsymbol{\tau}', \boldsymbol{\sigma}' \in \mathbb{R}^2$  such that  $\{W_i\}_{i=1}^N$  satisfies  $W_i^{-1} T_i \boldsymbol{\tau} = \boldsymbol{\tau}'$  and  $W_i^{-1} T_i \boldsymbol{\sigma} = \boldsymbol{\sigma}'$  for all  $i \in \{1, \dots, N\}$ .

In the above definition, we do not actually care where the  $\boldsymbol{\tau}, \boldsymbol{\sigma}$  and  $\boldsymbol{\tau}', \boldsymbol{\sigma}'$  come from, though in our setting these will be the periods of  $\mathcal{T}$  and  $\mathcal{T}'$  respectively.

**Lemma 2.** *Let  $\{W_i\}_{i=1}^N$  be a good set of warps. Then  $W_i = T_i B$  for all  $i \in \{1, \dots, N\}$ , where  $B$  is some matrix with positive determinant.*

*Proof.* By assumption, there exist  $\boldsymbol{\tau}', \boldsymbol{\sigma}' \in \mathbb{R}^2$  such that for all  $i \in \{1, \dots, N\}$ ,  $W_i^{-1} T_i \boldsymbol{\tau} = \boldsymbol{\tau}'$  and  $W_i^{-1} T_i \boldsymbol{\sigma} = \boldsymbol{\sigma}'$ . For all  $i$ , since  $T_i$  and  $W_i$  are invertible, we can define an invertible matrix  $B_i \triangleq T_i^{-1} W_i$ , and therefore  $B_1^{-1} \boldsymbol{\tau} = \dots = B_N^{-1} \boldsymbol{\tau} = \boldsymbol{\tau}'$  and  $B_1^{-1} \boldsymbol{\sigma} = \dots = B_N^{-1} \boldsymbol{\sigma} = \boldsymbol{\sigma}'$ . We have that  $\boldsymbol{\tau}$  and  $\boldsymbol{\sigma}$  are two independent vectors which are in the null space of  $B_1^{-1} - B_i^{-1}$  for all  $i \in \{2, \dots, N\}$ , and therefore  $B_1^{-1} - B_i^{-1} = 0$ , and  $B_1 = \dots = B_N \triangleq B$ . The determinant sign follows since warps also have positive determinants.  $\square$

Next we need the following simple lemma about cones:

**Lemma 3.** *The intersection of the two cones  $y^2 = xz$  and  $(y + b)^2 = (x + a)(z + c)$  for  $a, b$  and  $c$  which are not all zero, lies on a plane.*

*Proof.* Subtracting the equation of the first cone from the equation of the second and rearranging, we obtain:

$$cx - 2by + az = b^2 - ac, \quad (1)$$

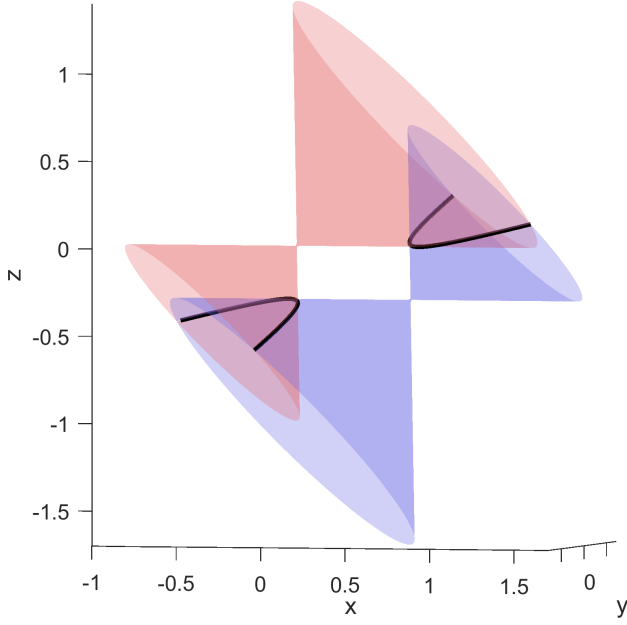


Fig. 2. Each transformation  $T_i$  maps to a point  $(x_i, y_i, z_i)$  in this three-dimensional space, and in particular to a point on the red cone. The set of modified transformations  $T_i B$  lies on a translated cone, with the translation determined by  $B$ . One example is shown in blue. A non-orthogonal  $B$  exists only if a particular set of observed transformations  $\{T_i\}_{i=1}^N$  corresponds to points contained in a planar slice of the original cone (e.g., on the black curve).

which is an equation of a plane.  $\square$

The next lemma is the heart of our argument.

**Lemma 4.** Let  $\{T_i\}_{i=1}^N$  be a set of warps, and assume  $\{T_i B\}_{i=1}^N$  is also a set of warps for some invertible  $2 \times 2$  matrix  $B$  with positive determinant. If  $\{T_i^\top T_i\}_{i=1}^N$  contains four matrices that are affinely independent, then  $B$  must be a rotation.

*Proof.* From Lemma 1  $\det(H_i) = 0$ , where  $H_i \triangleq T_i^\top T_i - I$ . Writing  $H_i \triangleq \begin{bmatrix} x_i & y_i \\ y_i & z_i \end{bmatrix}$ , we have that  $x_i z_i - y_i^2 = 0$ , i.e.,  $H_i$  is on the cone  $y^2 = xz$  (see Fig. 2).

Since  $T_i B$  is also a warp, we also have that  $\det(B^\top T_i^\top T_i B - I) = 0$ . Because  $B$  is invertible, we can write this as  $\det(T_i^\top T_i - B^{-\top} B^{-1}) = 0$ , or equivalently,  $\det(H_i + I - B^{-\top} B^{-1}) = 0$ . Therefore,  $H_i$  is also on the cone  $(y+b)^2 = (x+a)(z+c)$  where  $I - B^{-\top} B^{-1} \triangleq \begin{bmatrix} a & b \\ b & c \end{bmatrix}$ . Note that the two cones are identical if and only if  $a = b = c = 0$ , which is equivalent to  $B$  being orthogonal.

By assumption, there exist at least four matrices  $T_i^\top T_i$  which are not coplanar (in the three-dimensional space of symmetric  $2 \times 2$  matrices), and therefore there are at least four matrices  $H_i$  which are not coplanar. But from Lemma 3, the intersection of two translated cones must lie in a plane, unless the translation is zero. Therefore the two cones which contain the (non-coplanar)  $H_i$  matrices must be identical, meaning that  $a = b = c = 0$ . This shows that  $B$  is orthogonal. Its positive determinant makes  $B$  a rotation.  $\square$

This says that all observable warps correspond to points on the red cone of Fig. 2, and that ambiguity in the interpretation of geometry and texture can only occur when all

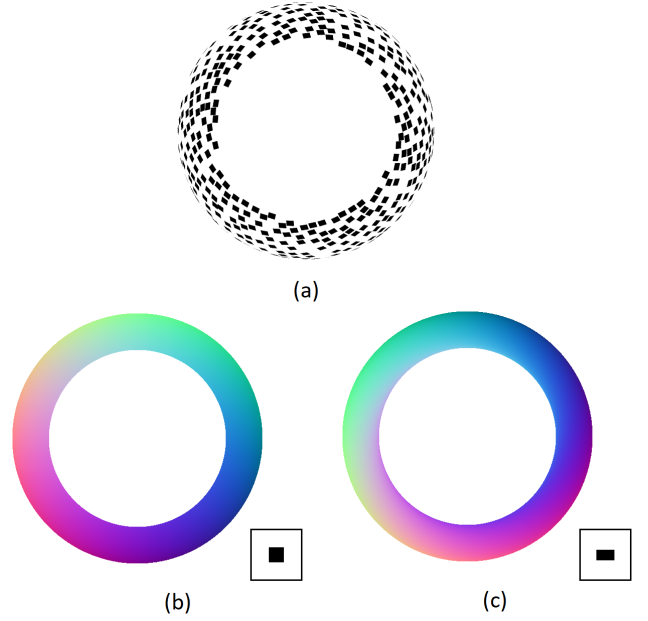


Fig. 3. Example of ambiguous shape from texture, using  $\lambda = 0.5$  in Eq. 2. (a) Input image. (b) Correct interpretation: true surface normals and frontal texture element. (c) Alternative interpretation: frontal texture element transformed by  $B^{-1}$ , and surface normals from warps transformed by  $B$ . The texture elements were scaled  $\times 2$  for clarity.

observed transformations  $\{T_i\}_{i=1}^N$  also correspond to points contained in some translated copy of that cone, such as the blue cone in the figure. This only happens when the observed transformations lie in some planar slice of the red cone, such as the black curve in Fig. 2.

Putting together Lemmas 2 and 4, we arrive at the following conclusion:

**Theorem 1.** Let  $\{T_i\}_{i=1}^N$  be a set of warps and  $\{W_i\}_{i=1}^N$  be a good set of warps. If  $\{T_i^\top T_i\}_{i=1}^N$  contains four matrices that are affinely independent, then  $W_i = T_i B$  for all  $i \in \{1, \dots, N\}$ , where  $B$  is a rotation matrix.

Given a set of patches with true warps  $\{T_i\}_{i=1}^N$ , Theorem 1 says that in the general case, the only possible good warps are the true warps  $\{T_i\}_{i=1}^N$ , up to an inconsequential rotation. This means that when  $N \geq 4$  generic transformations are observed, and when a shape from texture algorithm such as [2], [3], [7] produces a good set of warps, the algorithm must return the true geometry.

## 5 AMBIGUOUS CASES

When all  $\{H_i\}_{i=1}^N$  matrices lie in a planar slice of the cone, we do not guarantee that  $B$  is restricted to being a rotation, because the conditions of Theorem 1 will not hold. This is always the situation when  $N = 3$ , since any three matrices are contained in a plane; but it can also occur for larger  $N$  if the warps happen to correspond to matrices  $\{H_i\}_{i=1}^N$  that are coplanar.

In fact, when all matrices  $\{H_i\}_{i=1}^N$  lie in a plane, geometry can either be unique or ambiguous, depending on the plane. An ambiguous case is easy to illustrate by example.

**Example.** Define a hemispherical surface with height function  $z(x, y) = \sqrt{1 - x^2 - y^2}$  with  $x^2 + y^2 \leq 1$ . Suppose

texture elements are visible on the portion of the surface corresponding to positions  $(x, y)$  such that  $x^2 + y^2 \geq \lambda$  for some parameter  $\lambda \in (0, 1)$ . See Fig. 3(a). Define a (conspiratorial) tangent orientation field on the surface,

$$\phi(x, y) = \frac{1}{2} \cos^{-1} \left( \frac{\lambda}{x^2 + y^2} \right), \quad \lambda \leq x^2 + y^2 \leq 1, \quad (2)$$

and select the true warp at position  $(x, y)$  to be:

$$T(x, y) = \frac{1}{\sqrt{x^2 + y^2}} \begin{bmatrix} x & y \\ -y & x \end{bmatrix} \begin{bmatrix} 1 & 0 \\ 0 & z(x, y) \end{bmatrix} R(\phi(x, y)), \quad (3)$$

where  $R(\phi)$  is a matrix representing rotation by angle  $\phi$ .

Applying the warps  $\{T(x, y)\}$  to a square texture element and using them to paint the truncated hemisphere for which  $\lambda \leq x^2 + y^2 \leq 1$  results in the image shown in Fig. 3(a). Figure 3(b) shows the true surface normals (visualized as an RGB image by linearly scaling them to the range  $[0, 1]$ ), and true texture element.

Let us choose:

$$B = \begin{bmatrix} \frac{1}{\sqrt{1+\lambda}} & 0 \\ 0 & \frac{1}{\sqrt{1-\lambda}} \end{bmatrix}. \quad (4)$$

Then the set  $\{W(x, y)\}$ , where  $W(x, y) = T(x, y)B$ , is also a set of warps which, along with a square element scaled by  $B^{-1}$ , can perfectly explain all observed image patches. The normals corresponding to the alternative explanation of  $\{W(x, y)\}$  and the corresponding frontal texture element are shown in Fig. 3(c).  $\square$

This example shows that when an ambiguity exists in shape from texture, the relation between the correct and alternative shapes is more complicated than, say, a simple convex-concave ambiguity. It also suggests that additional shape constraints, such as surface orientation at occluding contours or integrability of the surface normal field, might be helpful in resolving these ambiguities.

A precise characterization of the planar slices that cause ambiguity can be done, but is somewhat nuanced. When the matrices  $\{H_i\}_{i=1}^N$  are all coplanar, they generically lie in a conic section that is an ellipse, a hyperbola, or a parabola. Because the eigenvalues of  $T_i^\top T_i$  are both at most 1,  $H_i = T_i^\top T_i - I$  has non-positive eigenvalues, and  $H_i$  must lie in the negative single cone  $y^2 = xz$  where  $z \leq 0$ . Using Sylvester's law of inertia, if  $B^\top T_i^\top T_i B - I$  is on the negative single cone, then so is  $T_i^\top T_i - B^{-\top} B^{-1} = H_i + I - B^{-\top} B^{-1}$ . Expanding on the proof of Lemma 4, for a non-rotational  $B$  to exist, the  $\{H_i\}_{i=1}^N$  matrices must in fact be on an intersection of two shifted *single* cones. One can show that such an intersection only exists when the conic section containing  $\{H_i\}_{i=1}^N$  is a hyperbola. Therefore, if the conic section is an ellipse or a parabola,  $B$  must be a rotation matrix, and geometry is unique. If the conic section is a hyperbola, one can show that a non-rotational  $B$  matrix always exists such that all  $\{T_i B\}_{i=1}^N$  are valid warps, and thus geometry is ambiguous as in the example above.

To be complete, the remaining cases are when the conic section is degenerate and consists of a single point, single line, or two intersecting lines. One can easily show that in the cases of a single point or line there exists a set of non-rotational  $B$  matrices (and geometry is ambiguous), while for two intersecting lines geometry is unique, since two

intersecting lines cannot be obtained by intersecting two translated cones.

## REFERENCES

- [1] Julesz, B., 1962. *Visual pattern discrimination*. IRE transactions on Information Theory, 8(2), pp. 84–92.
- [2] Lobay, A. and Forsyth, D.A., 2006. *Shape from texture without boundaries*. International Journal of Computer Vision, 67(1), pp. 71–91.
- [3] Loh, A.M. and Hartley, R.I., 2005, September. *Shape from non-homogeneous, non-stationary, anisotropic, perspective texture*. In BMVC (Vol. 5, pp. 69–78).
- [4] Matas, J., Chum, O., Urban, M. and Pajdla, T., 2004. *Robust wide-baseline stereo from maximally stable extremal regions*. Image and vision computing, 22(10), pp. 761–767.
- [5] Mikolajczyk, K., Tuytelaars, T., Schmid, C., Zisserman, A., Matas, J., Schaffalitzky, F., Kadir, T., and Van Gool, L., 2005. *A comparison of affine region detectors*. International Journal of Computer Vision, 65(1-2), pp.43–72.
- [6] Portilla, J. and Simoncelli, E.P., 2000. *A parametric texture model based on joint statistics of complex wavelet coefficients*. International Journal of Computer Vision, 40(1), pp. 49–70.
- [7] Verbin, D. and Zickler, T., 2020. *Toward a universal model for shape from texture*. Conference on Computer Vision and Pattern Recognition.