

Boosting Factual Correctness of Abstractive Summarization with Knowledge Graph

Chenguang Zhu¹, William Hinthorn¹, Ruochen Xu¹, Qingkai Zeng²,
Michael Zeng¹, Xuedong Huang¹, Meng Jiang²

¹Microsoft Speech and Dialogue Research Group ²University of Notre Dame
{chezhu, wihintho, ruox, nzeng, xdh}@microsoft.com
{qzeng, mjiang2}@nd.edu

Abstract

A commonly observed problem with abstractive summarization is the distortion or fabrication of factual information in the article. This inconsistency between summary and original text has led to various concerns over its applicability. In this paper, we propose a Fact-Aware Summarization model, FASUM, which extracts factual relations from the article to build a knowledge graph and integrates it into the decoding process via neural graph computation. Then, we propose a Factual Corrector model, FC, that can modify abstractive summaries generated by any summarization model to improve factual correctness. Empirical results show that FASUM generates summaries with significantly higher factual correctness compared with state-of-the-art abstractive summarization systems, under both an independently trained factual correctness evaluator and human evaluation. And FC improves the factual correctness of summaries generated by various models via only modifying several entity tokens.

1 Introduction

Text summarization models aim to produce an abridged version of long text while preserving salient information. Abstractive summarization is a type of such models that can freely generate summaries, with no constraint on the words or phrases used. This format is closer to human-edited summaries and is both flexible and informative. Thus, there are numerous literature on producing abstractive summaries (See et al., 2017; Paulus et al., 2017; Dong et al., 2019; Gehrmann et al., 2018).

However, one prominent issue with abstractive summarization is factual inconsistency. It refers to the phenomenon that the summary sometimes distorts or fabricates the facts in the article. Recent studies show that up to 30% of the summaries

Article	An American teenager who helped her boyfriend stuff her mother’s lifeless body into a suitcase at an upmarket hotel in Bali has been sentenced to 10 years in prison. Heather Mack , 19, who gave birth to her own daughter just weeks ago, was found guilty with her 21-year-old boyfriend, Tommy Schaefer , of killing Sheila von Wiese-Mack on the Indonesian island last August. Schaefer was sentenced to 18 years in prison...
BOTTOMUP	Schaefer was found guilty with her boyfriend, Tommy Schaefer , on the Indonesian island...
SEQ2SEQ	Heather Mack, 19, was found guilty of murdering her boyfriend Tommy Schaefer .
FASUM (Ours)	Heather Mack , 19, helped boyfriend Tommy Schaefer stuff her mother’s lifeless body into a suitcase...

Table 1: Example article and summary excerpts from CNN/DailyMail dataset.

generated by abstractive models contain such factual inconsistencies (Kryściński et al., 2019b; Falke et al., 2019). This brings serious problems to the credibility and usability of abstractive summarization systems. Table 1 demonstrates an example article and excerpts of generated summaries. As shown, the article mentions that the teenager Heather Mack helped her boyfriend Tommy Schaefer murder her mother, while the summary from BOTTOMUP (Gehrmann et al., 2018) says Schaefer is the boyfriend of Tommy Schaefer. The model SEQ2SEQ wrongly states that Tommy Schaefer is the victim. Comparatively, our model FASUM generates a summary that correctly exhibits the relationship in the article.

On the other hand, most existing abstractive summarization models apply a conditional language model to focus on the token-level accuracy of summaries, while neglecting semantic-level consistency between the summary and article. Therefore,

Article	The flame of remembrance burns in Jerusalem, and a song of memory haunts Valerie Braham as it never has before. This year, Israel’s Memorial Day commemoration is for bereaved family members such as Braham. “Now I truly understand everyone who has lost a loved one,” Braham said. Her husband, Philippe Braham , was one of 17 people killed in January’s terror attacks in Paris... As Israel mourns on the nation’s remembrance day, French Prime Minister Manuel Valls announced after his weekly Cabinet meeting that French authorities had foiled a terror plot...
BOTTOMUP	Valerie Braham was one of 17 people killed in January’s terror attacks in Paris. France’s memorial day commemoration is for bereaved family members as Braham. Israel’s Prime Minister says the terror plot has not been done.
Corrected by FC	Philippe Braham was one of 17 people killed in January’s terror attacks in Paris. Israel’s memorial day commemoration is for bereaved family members as Braham. France’s Prime Minister says the terror plot has not been done.

Table 2: Example excerpts of an article from CNN/DailyMail and the summary generated by BOTTOMUP. Factual errors are marked in red. The correction made by our model FC are marked in green.

the generated summaries are often high in token-level metrics like ROUGE (Lin, 2004) but lack factual correctness. In view of this, we argue that a robust abstractive summarization system must be equipped with factual knowledge to accurately summarize the article.

In this paper, we represent facts in the form of a knowledge graph. Although there are numerous efforts in building commonly applicable knowledge graphs to facilitate knowledge extraction and integration, such as ConceptNet (Speer et al., 2017) and WikiData, we find that these tools are more useful in conferring commonsense knowledge. In abstractive summarization for contents like news articles, many entities and relations are previously unseen. Plus, our goal is to produce summaries that do not conflict with the facts in the article. Thus, we propose to extract factual knowledge from the article itself.

We employ the information extraction (IE) tool OpenIE (Angeli et al., 2015) to extract facts from the article in the form of relational tuples: (subject, relation, object). This graph contains the facts in the article and is integrated in the summary generation process.

Then, we use a graph attention network (Veličković et al., 2017) to obtain the representation of each node, and fuse that into a transformer-based encoder-decoder architecture via attention. Finally, it leverages the copy-generate mechanism to selectively produce contents either from the dictionary or from the graph entities. We denote this model as a Fact-Aware Summarization model, FASUM.

In addition, to be generally applicable for all existing summarization systems, we propose a Factual Corrector model, FC, to help improve the factual correctness of any given summary. We frame the correction process as a seq2seq problem: the

input is the original summary and the article, and the output is the corrected summary. We leverage the pre-trained language model UniLM (Dong et al., 2019) and finetune it as a denoising autoencoder. The training data is synthetically generated via randomly replacing entities in the ground-truth summary with wrong ones in the article. As shown in Table 2, FC makes three corrections, replacing the original wrong entities which appear elsewhere in the article with the right ones.

In the experiments, we leverage an independently trained BERT-based (Devlin et al., 2018) factual correctness evaluator (Kryściński et al., 2019b). Results show that on CNN/DailyMail, FASUM obtains 1.2% higher fact correctness scores than UNILM (Dong et al., 2019) and 4.5% higher than BOTTOMUP (Gehrmann et al., 2018). Moreover, after correction by FC, the factual score of summaries from BOTTOMUP increases a relative 1.7% on CNN/DailyMail and 1.2% on XSum, and the score of summaries from TCONVS2S increases 3.9% on XSum. We also conduct human evaluation to verify the effectiveness of our models.

We further propose an easy-to-compute metric, relation matching rate (RMR), to evaluate factual correctness given a summary and the article. This metric employs the extracted relations and does not require human-labelled summaries. Under this metric, we show that our models can help boost the factual correctness of summaries.

2 Related Work

2.1 Abstractive Summarization

Abstractive text summarization has been intensively studied in recent literature. Most models employ the encoder-decoder architecture (seq2seq) (Sutskever et al., 2014). Rush et al. (2015) introduces an attention-based seq2seq model for abstrac-

tive sentence summarization. See et al. (2017) uses copy-generate mechanism that can both produce words from the vocabulary via a generator and copy words from the article via a pointer. Paulus et al. (2017) leverages reinforcement learning to improve summarization quality. Gehrmann et al. (2018) uses a content selector to over-determine phrases in source documents that helps constrain the model to likely phrases. Zhu et al. (2019) defines a pre-training scheme for summarization and produces a zero-shot abstractive summarization model. Dong et al. (2019) employs different masking techniques for both classification and generation tasks in NLP. The resulting pretrained model UNILM achieves state-of-the-art results on various tasks including abstractive summarization.

2.2 Fact-Aware Summarization

Since the task of judging whether a summary is consistent with an article is similar to the text entailment problem, several recent work use text entailment models to evaluate and boost the factual correctness of summarization. Li et al. (2018) co-trains summarization and entailment for the encoder and employs an entailment-aware decoder. Falke et al. (2019) proposes using off-the-shelf entailment models to rerank candidate summary sentences to boost factual correctness.

Apart from using entailment models for factual correctness, Zhang et al. (2019b) approaches the factual correctness problem in the medical domain, where the space of facts is limited and can be depicted with a descriptor vector. The proposed model utilizes information extraction and reinforcement learning. Cao et al. (2018) extracts relational information from the article and maps it to a sequence as an additional input to the encoder. Gunel et al. (2019) employs an entity-aware transformer structure to boost the factual correctness in abstractive summarization, where the entities come from Wikidata knowledge graph. In comparison, our model utilizes the extracted knowledge graph from the article and fuses it into the generated text via graph neural computation.

For evaluation of a summary’s factual correctness, Kryściński et al. (2019a) relies on human labelling, while Goodrich et al. (2019) proposes to use extracted relation tuples. Zhang et al. (2019a) employs BERT to compute similarity between pairs of words in the summary and article. Wang et al. (2020) uses question answering accuracy to mea-

sure factual correctness. Kryściński et al. (2019b) frames factual correctness as a binary classification problem: a summary is either consistent or inconsistent with the article. It applies positive and negative transformations on the summary to produce training data for a BERT-based classification model. The evaluator, FactCC, significantly outperforms previous models and shows a high correlation with human metrics. We thus use FactCC as the factual evaluator for our model.

It’s worth noting that fact-aware summarization is related to but not the same as fact verification (Vlachos and Riedel, 2014; Nadeem et al., 2019). In fact verification, given a claim, one needs to retrieve related documents from various media sources, estimate credibility and predict the stance of each article. In fact-aware summarization, the summary needs to faithfully reiterate the content of the given article. Furthermore, fact-aware summarization is a generative task, whereas fact verification is a discriminative task.

3 Model

3.1 Problem Formulation

We formalize abstractive summarization as a supervised seq2seq problem. The input consists of a pairs of articles and summaries: $\{(X_1, Y_1), (X_2, Y_2), \dots, (X_a, Y_a)\}$. Each article is tokenized into $X_i = (x_1, \dots, x_{L_i})$ and each summary is tokenized into $Y_i = (y_1, \dots, y_{N_i})$. In abstractive summarization, the model-generated summary can contain tokens, phrases and sentences not present in the article. For simplicity, in the following we will drop the data index subscript. Therefore, each training pair becomes $X = (x_1, \dots, x_m), Y = (y_1, \dots, y_n)$, and the model needs to generate an abstractive summary $\hat{Y} = (\hat{y}_1, \dots, \hat{y}_{n'})$.

3.2 Factual Correctness Evaluator

We leverage the FactCC evaluator (Kryściński et al., 2019b), which maps the correctness evaluation as a binary classification problem, namely finding a function $f : (A, C) \rightarrow [0, 1]$, where A is an article and C is a summary sentence defined as a claim. $f(A, C)$ represents the probability that C is factually correct with respect to the article A . If a summary S is composed of multiple sentences C_1, \dots, C_k , we define the factual score of S as: $f(A, S) = \frac{1}{k} \sum_{i=1}^k f(A, C_i)$.

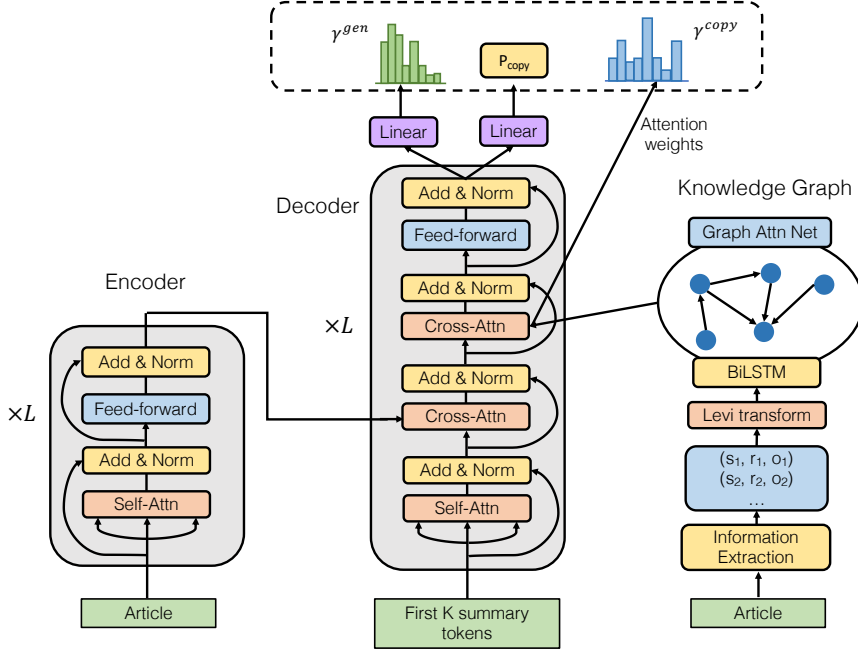


Figure 1: The model architecture of FASUM. It has L layers of transformer blocks in both the encoder and decoder. The knowledge graph is obtained from information extraction results and it participates in the decoder’s attention.

Model	Incorrect
Random	50.0%
BERT (Falke et al., 2019)	35.9%
ESIM (Falke et al., 2019)	32.4%
FactCC (Kryściński et al., 2019b)	30.0%
FactCC (our version)	26.8%

Table 3: Percentage of incorrectly ordered sentence pairs using different consistency prediction models in CNN/DailyMail, using data from Falke et al. (2019).

To generate training data, we adopt backtranslation as a paraphrasing tool. The ground-truth summary is translated into an intermediate language, including French, German, Chinese, Spanish and Russian, and then translated back to English. Together with the original summaries, these claims are used as positive training examples. We then apply entity swap, negation and pronoun swap to generate negative examples (Kryściński et al., 2019b).

Following Kryściński et al. (2019b), we finetune the BERT_{BASE} model using the same hyperparameters to finetune FactCC. We concatenate the article and the generated claim together with special tokens [CLS] and [SEP]. The final embedding of [CLS] is used to compute the probability that the claim is entailed by the article content.

As shown in Table 3, on CNN/Daily Mail, our reproduced model achieves better accuracy than

that in Kryściński et al. (2019b) on the human-labelled sentence-pair-ordering data from Falke et al. (2019). Thus, we use this evaluator for all the factual correctness assessment tasks in the following.¹

3.3 Fact-Aware Summarizer

We propose the Fact-Aware abstractive Summarizer, FASUM. It utilizes the seq2seq architecture built upon transformers (Vaswani et al., 2017). In detail, the encoder produces contextualized embeddings of the article and the decoder attends to the encoder’s output to generate the summary.

To make the summarization model fact-aware, we extract, represent and integrate knowledge from the source article into the summary generation process, which is described in the follows. The overall architecture of FASUM is shown in Figure 1.

3.3.1 Knowledge Extraction

To extract important entity-relation information from the article, we employ the Stanford OpenIE tool (Angeli et al., 2015). The extracted knowledge is a list of tuples. Each tuple contains a subject (S), a relation (R) and an object (O), each as a segment of text from the article. In the experiments, there are on average 165.4 tuples extracted per article in

¹We use the same setting and train another evaluator for XSum dataset.

CNN/DailyMail (Hermann et al., 2015) and 84.5 tuples in XSum (Narayan et al., 2018).

3.3.2 Knowledge Representation

We construct a knowledge graph to represent the information extracted from OpenIE. We apply the Levi transformation (Levi, 1942) to treat each entity and relation equally. In detail, suppose a tuple is (s, r, o) , we create nodes s , r and o , and add edges $s-r$ and $r-o$. In this way, we obtain an undirected knowledge graph $G = (V, E)$, where each node $v \in V$ is associated with text $t(v)$.

We then employ a graph attention network (Veličković et al., 2017) to obtain embeddings for each node. The initial embedding of each node v is given by the last hidden state of a bidirectional LSTM applied to $t(v)$. In the experiment, we employ 2 graph attention layers.

3.3.3 Knowledge Integration

The knowledge graph embedding is obtained in parallel with the encoder. Then, apart from the canonical cross attention over the encoder’s outputs, each decoder block also computes cross-attention over the knowledge graph nodes’ embeddings:

$$\alpha_{ij} = \text{softmax}_j(\beta_{ij}) = \frac{\exp(\beta_{ij})}{\sum_{j \in V} \exp(\beta_{ij})} \quad (1)$$

$$\beta_{ij} = \mathbf{s}_i^T \mathbf{e}^N(v_j), \quad (2)$$

$$\mathbf{u}_i = m_l \sum_{j \in V} \alpha_{ij} \mathbf{e}_j^N, \quad (3)$$

where $\{\mathbf{e}_j^N\}_{j=1}^{|V|}$ are the final embeddings of the graph nodes, and $\{\mathbf{s}_i\}_{i=1}^t$ are the decoder block’s current representation of the first t generated tokens.

Notice that the attention vectors $\{\mathbf{u}_i\}_{i=1}^t$ are multiplied by a parameter m_l in the l -th block. This is due to the different numerical magnitudes between encoder embeddings and knowledge graph embeddings.

3.3.4 Summary Generation

We denote the final output of the decoder as z_1, \dots, z_t . To produce the next token y_{t+1} , we leverage the copy-generate mechanism (Vinyals et al., 2015). First, a copy probability is computed from z_t :

$$p_{copy} = \sigma(\mathbf{a}_{copy}^T z_t + b_{copy}) \quad (4)$$

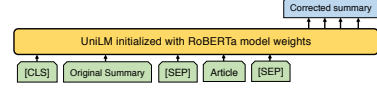


Figure 2: The inference of correction model FC.

The probability of the next token being w is:

$$p(w) = p_{copy} \sum_{\substack{q \in V, \\ q=(w, \dots)}} \gamma^c(q) + (1 - p_{copy}) \gamma^g(w) \quad (5)$$

Here, $\gamma^c = \{\alpha_{tj}\}_{j=1}^{|V|}$ are the attention weights from the last transformer block, representing the probability of copying each node’s text. We consider a token w to be produced if a node q whose text starts with w is selected. γ^g represents the probability of generating dictionary tokens, obtained by a linear-softmax operation on z_t .

During training, we use cross entropy as the loss function $\mathcal{L}(\theta) = -\sum_{t=1}^n \mathbf{y}_t^T \log(\mathbf{p}^t)$, where \mathbf{y}_t is the one-hot vector for the t -th token, and θ represent the parameters in the network.

3.4 Fact Corrector

To better utilize existing summarization systems, we propose a Factual Corrector model, FC, to improve the factual correctness of any summary generated by abstractive systems. FC frames the correction process as a seq2seq problem: given an article and a candidate summary, the model generates a corrected summary with minimal changes to be more factually consistent with the article.

The model architecture of FC is UniLM (Dong et al., 2019), initialized with weights from RoBERTa-Large (Liu et al., 2019). The finetuning process is similar to training a denoising autoencoder. We use back-translation and entity swap for synthetic data generation. For example, an entity in the ground-truth summary is randomly replaced with another entity of the same type from the article. This modified summary and the article is sent to the corrector to recover the original summary. In the experiments, we generated 3.0M seq2seq data samples in CNN/DailyMail and 551.0K samples in XSum for finetuning. We take 10K samples in each dataset for validation and use the rest for training.

During inference, the candidate summary from any abstractive summarization system is concatenated with the article and sent to FC, which produces the corrected summary (Figure 2).

4 Experiments

4.1 Datasets

We evaluate our model on benchmark summarization datasets CNN/DailyMail (Hermann et al., 2015) and XSum (Narayan et al., 2018). They contain 312K and 227K news articles and human-edited summaries respectively, covering different topics and various summarization styles.

4.2 Implementation Details

In FASUM, both the encoder and decoder has 10 layers of 8 heads for attention. Teacher forcing is used in training. We use Adam (Kingma and Ba, 2014) as the optimizer with a learning rate of $2e-4$.

In FC, we fine-tune the pretrained model for 5 epochs with a learning rate of $1e-5$ and linear warmup over the one-fifths of total steps and linear decay. More details are presented in Appendix A.

4.3 Metrics

For factual correctness, we leverage the FactCC model (Kryściński et al., 2019b) introduced in Section 3.2. The training is independent of the summarizer so no parameters are shared.

We also employ the standard ROUGE-1, ROUGE-2 and ROUGE-L metrics (Lin, 2004) to measure summary qualities. These three metrics evaluate the accuracy on unigrams, bigrams and the longest common subsequence. We report the F1 ROUGE scores in all experiments. And the ROUGE-L score on validation set is used to pick the best model for both FASUM and FC.

4.4 Baseline

The following abstractive summarization models are selected as baseline systems. TCONVS2S (Narayan et al., 2018) is based on topic modeling and convolutional neural networks. BOTTOMUP (Gehrmann et al., 2018) uses a bottom-up approach to generate summarization. UNILM (Dong et al., 2019) utilizes large-scale pretraining to produce state-of-the-art abstractive summaries. We train the baseline models when the predictions are not available in their open-source repositories.

4.5 Results

As shown in Table 4, our model FASUM outperforms all baseline systems in factual correctness scores in CNN/DailyMail and is only behind UNILM in XSum. In CNN/DailyMail, FASUM is 1.2% higher than UNILM and 4.5% higher than

BOTTOMUP in factual correctness score. Statistical test shows that the lead is statistically significant with p-value smaller than 0.05.

It’s worth noticing that the ROUGE metric does not always reflect the factual correctness, sometimes even showing an inverse relationship, which has been observed in Kryściński et al. (2019a); Nogueira and Cho (2019). For instance, although BOTTOMUP has 2.42 higher ROUGE-1 points than FASUM in CNN/DailyMail, there are many factual errors in its summaries, as shown in the human evaluation and Appendix B. Therefore, we argue that factual correctness should be specifically handled both in summary generation and evaluation.

Furthermore, the correction model FC can effectively enhance the factual correctness of summaries generated by various baseline models. For instance, on CNN/DailyMail, after correction, the factual score of BOTTOMUP increases by 1.7%. On XSum, after correction, the factual scores increase by 0.2% to 3.9% for all baseline models. We check and find that FC only makes modest modifications necessary to the original summaries. For instance, FC modifies 48.3% of summaries generated by BOTTOMUP in CNN/DailyMail. These modified summaries contain very few changed tokens: 94.4% of these corrected summaries contain 3 or fewer new tokens, while the summaries have on average 48.3 tokens.

Ablation Study. To evaluate the effectiveness of our proposed modules, we removed the attention vector multiplier, then the Levi transformation and finally the knowledge graph module. As shown in Table 5, each module plays a significant role in boosting the factual correctness score, but not necessarily the ROUGE metrics: the multiplier, Levi transformation and knowledge graph contributes 2.1, 2.9 and 3.7 factual correctness points. In the following, we define SEQ2SEQ as the ablated version of our model without the knowledge graph.

4.6 Insights

4.6.1 Novel n-grams

As extractive summaries can completely preserve the facts, we inspect whether our models boost factual correctness simply by copying more portions of the article. Thus, on XSum’s testset, we compute the ratio of novel n-grams in summaries that do not appear in the article. Figure 3 shows that FASUM achieves the closest ratio of novel n-gram compared with reference summaries. The

Model	100×Fact Score	ROUGE-1	ROUGE-2	ROUGE-L
CNN/DailyMail				
BOTTOMUP	83.9	41.22	18.68	38.34
Corrected by FC	85.3* (↑1.7%)	40.95	18.37	37.86
UNILM	87.2	43.33	20.21	40.51
Corrected by FC	87.0 (↓0.2%)	42.75	20.07	39.83
FASUM	88.4*	38.80	17.23	35.70
XSum				
BOTTOMUP	78.0	26.91	7.66	20.01
Corrected by FC	78.9* (↑1.2%)	28.21	8.00	20.69
TCONVS2S	79.8	31.89	11.54	25.75
Corrected by FC	82.9* (↑3.9%)	32.44	11.83	26.02
UNILM	83.2	42.14	19.53	34.13
Corrected by FC	83.4 (↑0.2%)	42.18	19.53	34.15
FASUM	81.4	28.60	8.97	22.80

Table 4: Factual correctness score and ROUGE scores on CNN/DailyMail and XSum test set. *p-value < 0.05.

Model	Fact	R1	R2	RL
FASUM	88.4	38.80	17.23	35.70
–multiplier	86.3	38.85	17.13	35.80
–Levi	85.5	38.38	16.81	35.39
–KG	84.7	38.35	16.75	35.47

Table 5: Ablation study on CNN/DailyMail test set. The components are sequentially removed.

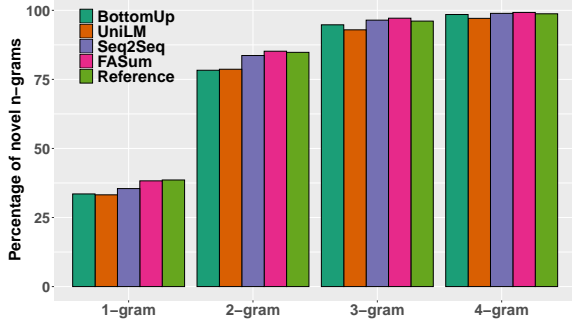


Figure 3: Percentage of novel n-grams for summaries in XSum test set.

novel 1-gram ratio is almost 40%. Moreover, our model obtains slightly higher novelty percentage of n -gram than reference summary when $n > 1$. This demonstrates that FASUM can produce highly abstractive summaries while ensuring factual correctness.

4.6.2 Relation Matching Rate

In this subsection, we design an easy-to-compute factual correctness metric, especially for cases where ground-truth summaries are not available.

As the relational tuples in the knowledge graph capture the factual information in the text, we com-

Model	RMR ₁	RMR ₂
BOTTOMUP	66.7	48.4
Corrected by FC	68.6	49.6
UNILM	60.0	39.6
Corrected by FC	61.4	40.7
FASUM	66.8	48.6
SEQ2SEQ	53.2	31.3

Table 6: Average relation matching rate (RMR) between the summary and the article in CNN/DailyMail test set. The definition of this metric is in Equation 7.

pute the precision of extracted tuples in the summary. In detail, suppose the set of the relational tuples in the summary is $R_s = \{(s_i, r_i, o_i)\}$, and the set of the relational tuples in the article is R_a . Then, each tuple in R_s falls into one of the following three categories:

1. **Correct hit (C)**: $(s_i, r_i, o_i) \in R_a$;
2. **Wrong hit (W)**: $(s_i, r_i, o_i) \notin R_a$, but $\exists o' \neq o_i, (s_i, r_i, o') \in R_a$, or $\exists s' \neq s_i, (s', r_i, o_i) \in R_a$;
3. **Miss (M)**: Otherwise.

We define two kinds of relation matching rate (RMR) to measure the ratio of correct hits:

$$\text{RMR}_1 = 100 \times \frac{C}{C + W} \quad (6)$$

$$\text{RMR}_2 = 100 \times \frac{C}{C + W + M} \quad (7)$$

Model	Factual Score	Informativeness
BOTTOMUP	2.32	2.23
UNILM	2.65	2.45
FASUM	2.79*	2.36
SEQ2SEQ	2.57	2.15

Table 7: Human evaluation results of summaries for 100 randomly sampled articles in CNN/DailyMail test set. *p-value < 0.05.

BOTTOMUP is better	FC is better	Same
15.8%	40.4%	43.8%
UNILM is better	FC is better	Same
19.7%	30.3%	50.0%

Table 8: Human evaluation results for side-by-side comparison of factual correctness on 100 randomly sampled articles where FC makes modifications.

Note that this metric is different from the ratio of overlapping tuples proposed in Goodrich et al. (2019), where the ratio is computed between the ground-truth and the candidate summary. Since even the ground-truth summary may not cover all the salient information in the article, we choose to compare the knowledge tuples in the candidate summary directly against those in the article. An additional advantage of our metric is that it does not require ground-truth summaries to be available.

Table 6 displays the result of this metric in CNN/DailyMail’s testset. As shown, FASUM achieves the highest precision of correct hits under both measures. And there is a considerable boost from the knowledge graph component (FASUM vs SEQ2SEQ): 13.6% in RMR₁ and 17.3% in RMR₂.

Furthermore, the summaries from both BOTTOMUP and UNILM have a notable increase from 1.1% to 1.9% in precision metrics after being corrected by FC. This demonstrates that FC can help rectify incorrect knowledge relations in summaries.

4.6.3 Human Evaluation

We conduct human evaluation on the factual correctness and informativeness of summaries. We randomly sample 100 articles from the test set of CNN/DailyMail. Then, each article and summary pair is labelled by 3 people from Amazon Mechanical Turk (AMT) to evaluate the factual correctness and informativeness. Each labeller should give a score in each category between 1 and 3 (3 being perfect). The kappa-ratio between reviewer scores is 0.35 for factual correctness and 0.29 for informa-

tiveness.

Here, factual correctness indicates whether the summary’s content is faithful with respect to the article; informativeness indicates how well the summary covers the salient information in the article.

As shown in Table 7, our model FASUM achieves the highest factual correctness score, higher than UNILM and considerably outperforming BOTTOMUP. We conduct a statistical test and find that compared with UNILM, our model’s score is statistically significant with p-value smaller than 0.05 under paired t-test. In terms of informativeness, our model is comparable with UNILM. Finally, without the knowledge graph component, the SEQ2SEQ model generates summaries with both less factual correctness and informativeness.

To assess the effectiveness of the correction model FC, we conduct a human evaluation of side-by-side summaries. In CNN/DailyMail, we collect the articles where the summaries generated by BOTTOMUP are modified by FC. From this we randomly sample 100 articles. 3 AMT labelers are asked whether the original or the corrected version is factually more correct. We collect all the feedbacks and compute the ratio of judgements for each case. To reduce bias, we randomly shuffle the two versions of summaries. We conduct similar evaluation for UNILM.

As shown in Table 8, the corrected summaries are significantly more likely to be judged as more factually correct for both baseline models. For example, 40.4% of the judgements think the corrected summaries are factually more correct, 43.8% think the corrected version neither improves nor worsens the factual correctness, while only 15.8% think that the corrected version becomes worse than the original BOTTOMUP summary. Therefore, FC can help boost the factual correctness of summaries from given systems.

5 Conclusion

In this paper, we extract factual information from the article to be represented in a knowledge graph. Via neural graph computation, we integrate the factual knowledge into the process of producing summaries. The resulting model FASUM enhances the ability to preserve facts during summarization. Both automatic and human evaluation show the effectiveness of our model. In addition, we propose a seq2seq correction model, FC, to effectively rectify factual errors in candidate summaries.

References

- Gabor Angeli, Melvin Jose Johnson Premkumar, and Christopher D Manning. 2015. Leveraging linguistic structure for open domain information extraction. In *Proceedings of the 53rd Annual Meeting of the Association for Computational Linguistics and the 7th International Joint Conference on Natural Language Processing (Volume 1: Long Papers)*, pages 344–354.
- Ziqiang Cao, Furu Wei, Wenjie Li, and Sujian Li. 2018. Faithful to the original: Fact aware neural abstractive summarization. In *Thirty-Second AAAI Conference on Artificial Intelligence*.
- Jacob Devlin, Ming-Wei Chang, Kenton Lee, and Kristina Toutanova. 2018. Bert: Pre-training of deep bidirectional transformers for language understanding. *arXiv preprint arXiv:1810.04805*.
- Li Dong, Nan Yang, Wenhui Wang, Furu Wei, Xiaodong Liu, Yu Wang, Jianfeng Gao, Ming Zhou, and Hsiao-Wuen Hon. 2019. Unified language model pre-training for natural language understanding and generation. *arXiv preprint arXiv:1905.03197*.
- Tobias Falke, Leonardo FR Ribeiro, Prasetya Ajie Utama, Ido Dagan, and Iryna Gurevych. 2019. Ranking generated summaries by correctness: An interesting but challenging application for natural language inference. In *Proceedings of the 57th Annual Meeting of the Association for Computational Linguistics*, pages 2214–2220.
- Sebastian Gehrmann, Yuntian Deng, and Alexander M Rush. 2018. Bottom-up abstractive summarization. *arXiv preprint arXiv:1808.10792*.
- Ben Goodrich, Vinay Rao, Peter J Liu, and Mohammad Saleh. 2019. Assessing the factual accuracy of generated text. In *Proceedings of the 25th ACM SIGKDD International Conference on Knowledge Discovery & Data Mining*, pages 166–175.
- Beliz Gunel, Chenguang Zhu, Michael Zeng, and Xuedong Huang. 2019. Mind the facts: Knowledge-boosted coherent abstractive text summarization. In *Proceedings of The Workshop on Knowledge Representation and Reasoning Meets Machine Learning in NIPS 2019*.
- Karl Moritz Hermann, Tomas Kocisky, Edward Grefenstette, Lasse Espeholt, Will Kay, Mustafa Suleyman, and Phil Blunsom. 2015. Teaching machines to read and comprehend. *Advances in neural information processing systems*, pages 1693–1701.
- Diederik P Kingma and Jimmy Ba. 2014. Adam: A method for stochastic optimization. *arXiv preprint arXiv:1412.6980*.
- Wojciech Kryściński, Nitish Shirish Keskar, Bryan McCann, Caiming Xiong, and Richard Socher. 2019a. Neural text summarization: A critical evaluation. In *Proceedings of the 2019 Conference on Empirical Methods in Natural Language Processing and the 9th International Joint Conference on Natural Language Processing (EMNLP-IJCNLP)*, pages 540–551, Hong Kong, China. Association for Computational Linguistics.
- Wojciech Kryściński, Bryan McCann, Caiming Xiong, and Richard Socher. 2019b. Evaluating the factual consistency of abstractive text summarization. *arXiv preprint arXiv:1910.12840*.
- Taku Kudo and John Richardson. 2018. Sentencepiece: A simple and language independent subword tokenizer and detokenizer for neural text processing. *arXiv preprint arXiv:1808.06226*.
- Friedrich Wilhelm Levi. 1942. Finite geometrical systems.
- Haoran Li, Junnan Zhu, Jiajun Zhang, and Chengqing Zong. 2018. Ensure the correctness of the summary: Incorporate entailment knowledge into abstractive sentence summarization. In *Proceedings of the 27th International Conference on Computational Linguistics*, pages 1430–1441.
- Chin-Yew Lin. 2004. Rouge: A package for automatic evaluation of summaries. *Text Summarization Branches Out*.
- Yinhan Liu, Mylène Ott, Naman Goyal, Jingfei Du, Mandar Joshi, Danqi Chen, Omer Levy, Mike Lewis, Luke Zettlemoyer, and Veselin Stoyanov. 2019. Roberta: A robustly optimized bert pretraining approach. *arXiv preprint arXiv:1907.11692*.
- Moin Nadeem, Wei Fang, Brian Xu, Mitra Mohtarami, and James Glass. 2019. Fakta: An automatic end-to-end fact checking system. *arXiv preprint arXiv:1906.04164*.
- Shashi Narayan, Shay B Cohen, and Mirella Lapata. 2018. Don’t give me the details, just the summary! topic-aware convolutional neural networks for extreme summarization. *arXiv preprint arXiv:1808.08745*.
- Rodrigo Nogueira and Kyunghyun Cho. 2019. Passage re-ranking with bert. *arXiv preprint arXiv:1901.04085*.
- Romain Paulus, Caiming Xiong, and Richard Socher. 2017. A deep reinforced model for abstractive summarization. *arXiv preprint arXiv:1705.04304*.
- Alexander M Rush, Sumit Chopra, and Jason Weston. 2015. A neural attention model for abstractive sentence summarization. *arXiv preprint arXiv:1509.00685*.
- Abigail See, Peter J Liu, and Christopher D Manning. 2017. Get to the point: Summarization with pointer-generator networks. *arXiv preprint arXiv:1704.04368*.

- Robyn Speer, Joshua Chin, and Catherine Havasi. 2017. Conceptnet 5.5: An open multilingual graph of general knowledge. In *Thirty-First AAAI Conference on Artificial Intelligence*.
- Ilya Sutskever, Oriol Vinyals, and Quoc V Le. 2014. Sequence to sequence learning with neural networks. *Advances in neural information processing systems*, pages 3104–3112.
- Ashish Vaswani, Noam Shazeer, Niki Parmar, Jakob Uszkoreit, Llion Jones, Aidan N Gomez, Łukasz Kaiser, and Illia Polosukhin. 2017. Attention is all you need. *Advances in neural information processing systems*, pages 5998–6008.
- Petar Veličković, Guillem Cucurull, Arantxa Casanova, Adriana Romero, Pietro Lio, and Yoshua Bengio. 2017. Graph attention networks. *arXiv preprint arXiv:1710.10903*.
- Oriol Vinyals, Meire Fortunato, and Navdeep Jaitly. 2015. Pointer networks. In *Advances in neural information processing systems*, pages 2692–2700.
- Andreas Vlachos and Sebastian Riedel. 2014. Fact checking: Task definition and dataset construction. In *Proceedings of the ACL 2014 Workshop on Language Technologies and Computational Social Science*, pages 18–22.
- Alex Wang, Kyunghyun Cho, and Mike Lewis. 2020. Asking and answering questions to evaluate the factual consistency of summaries.
- Tianyi Zhang, Varsha Kishore, Felix Wu, Kilian Q Weinberger, and Yoav Artzi. 2019a. Bertscore: Evaluating text generation with bert. *arXiv preprint arXiv:1904.09675*.
- Yuhao Zhang, Derek Merck, Emily Bao Tsai, Christopher D Manning, and Curtis P Langlotz. 2019b. Optimizing the factual correctness of a summary: A study of summarizing radiology reports. *arXiv preprint arXiv:1911.02541*.
- Chenguang Zhu, Ziyi Yang, Robert Gmyr, Michael Zeng, and Xuedong Huang. 2019. Make lead bias in your favor: A simple and effective method for news summarization. *arXiv preprint arXiv:1912.11602*.

A Implementation details

For FASUM, the knowledge graph LSTM has a hidden state of size 128 and the graph attention network has a hidden state of size 50. The dropout rate is 0.1. The knowledge graph attention vector multiplier m_l is initialized with 1.0.

We use the subword tokenizer SentencePiece (Kudo and Richardson, 2018). The dictionary is shared across all the datasets. The vocabulary has a size of 32K and a dimension of 720.

During beam search, the minimum summary length is 30 and 40 for CNN/Daily Mail and XSum, respectively. For hyperparameter search, we tried 4 layers with 4 heads, 6 layers with 6 heads and 10 layers with 8 heads. Beam search width ranges are [5, 20] and [1, 5] for CNN/DailyMail and XSum, respectively. Minimum summary length are tried from [30, 35, 40, 45, 50, 55, 60] for both datasets.

There’re 163.2M parameters in the FASUM model and it takes 2 hours (CNN/DailyMail) / 0.5 hours (XSum) for 4 v100 GPUs to train 1 epoch. The batch size is set to 48 for both datasets.

On validation datasets, FASUM achieves ROUGE-1 39.33%, ROUGE-2, 17.70% and ROUGE-L 36.23% on CNN/DailyMail, and it achieves ROUGE-1 26.86%, ROUGE-2 8.82% and ROUGE-L 21.54% on XSum.

The correction model FC follows the UniLM architecture initialized with RoBERTa-Large weights. During decoding, it uses beam search with a width of 2, and blocks tri-gram duplicates. The batch size during finetuning is 24.

B Examples

Table 9, Table 10 and Table 11 show examples of CNN/DailyMail articles and summaries generated by our model and several baseline systems. The factual errors in the summary are marked in red, the correct facts in the summaries of FASUM are marked in green and the corresponding facts are marked in bold in the article.

As shown, while baseline systems like BOTTOMUP and UNILM achieve high ROUGE scores, they are susceptible to factual errors. For instance, in Article 2, BOTTOMUP wrongly assigns the speaker to the concept “north star” and UNILM misinterpretes the voting relationship: the voters are the readers, not the journalist Sutter. The ablation model SEQ2SEQ also makes a number of errors, e.g. it mistakenly summarizes that the daughter of the deceased Geoffery Lewis passed away at

79 in Article 3.

In comparison, our proposed fact-aware summarizer FASUM could faithfully summarize the salient information in the article. And it can re-organize the phrasing instead of merely copying content from the article.

Table 12 and Table 13 show examples of CNN/DailyMail articles, summaries generated by BOTTOMUP/UNILM and the corrected version by FC. As shown, our correction model can select the wrong entities and replace them with correct ones. For instance, in Article 1, BOTTOMUP’s summary states that Rual Castro, who appears elsewhere in the article, is the President of Venezuela, while FC correctly replaces it with Nocolas Maduro. In Article 4, UNILM wrongly attributes the statement to Scott’s lawyer (probably because “Scott” appears closer to the statement in the article), while it was actually said by Slager’s lawyer. This error is corrected by FC.

Article 1	A fiery sunset greeted people in Washington Sunday. ... The stunning sunsets were the result of raging wildfires in parts of Siberia. ... The fires were started in southeastern Siberia, by farmers burning grass in their fields. But on April 14 , it is believed that the flames quickly grew out of control because of strong winds and spread throughout the region, according to CNN affiliate KOMO-TV. As a result, the fires have destroyed dozens of villages in the region. ...
Reference	Smoke from massive fires in Siberia created fiery sunsets in the Pacific Northwest. Atmospheric winds carried smoke from the wildfires across the Pacific Ocean. Smoke particles altered wavelengths from the sun, creating a more intense color.
BOTTOMUP	The fires were started in southeastern Siberia on April 14 . The fires have destroyed dozens of villages in the region. The smoke from Siberia grew out of control.
UNILM	The fiery sunsets were the result of raging wildfires in parts of Siberia. Strong winds picked up the smoke from the fires. As the smoke starts to dissipate, air quality will get better
FASUM	“The dramatic sunsets began showing up over the weekend,” Seattle native Tim Durkan says. The fires were started in southeastern Siberia , by farmers burning grass in their fields.
SEQ2SEQ	As a result, the flames grew out of control in Siberia. The sunsets were the result of raging wildfires in parts of Siberia
Article 2	We’re 2 degrees from a different world. Humans never have lived on a planet that’s 2 degrees Celsius (3.6 Fahrenheit) warmer than it was before we started burning fossil fuels, in the late 1800s, and climate experts say we risk fundamentally changing life on this planet if we do cross that 2-degree mark. “This is gambling with the planet,” said Gernot Wagner , the lead senior economist at the Environmental Defense Fund and co-author of the book “Climate Shock.” ... I’ve heard it referred to as the “north star” for climate negotiations. ... It’s so significant that it’s going to be the subject of my reporting for the rest of the year. I’m calling that effort “2 degrees,” and I need your help to make it work. Until 5 p.m. ET Monday, you can vote on the first story I’ll report for the series. Vote using the Facebook poll below (or go here if you don’t see it.) Tell CNN’s John Sutter which of these climate change stories you like best - and he’ll report on the winner...
Reference	Experts have raised red flags about the warming of planet by 2 degrees Celsius. John Sutter: This one little number is significant as a way to focus world’s attention on problem.
BOTTOMUP	Climate experts say we risk life on this planet if we do cross that 2-degree mark. “This is gambling with the planet,” says “north star” for climate negotiations. Vote using Facebook poll below #2degrees.
UNILM	John Sutter’s “2 degrees” will be the subject of CNN’s next series on climate change. The number is a way to focus the world’s attention, he says. “This is gambling with the planet,” says Gernot Wagner, the lead economist at the Environmental Defense Fund. Sutter will vote on the first story he’ll report for the series
FASUM	I’ve heard it referred to as the “north star” for climate negotiations. John Sutter: “climate change stories you like best” and he’ll report on the winner.
SEQ2SEQ	Gernot Wagner says we risk fundamentally changing life on our planet. “This is gambling with the planet,” says Wagner not Wagner, lead economist at the Environmental Defense Fund. “It’s so significant that it’s going to be the subject of my reporting for the rest of the year,” she says.

Table 9: Sample articles and summaries from our model FASUM and baseline systems. SEQ2SEQ indicates our model without the knowledge graph component. The factual errors in summaries are marked in red, the correct facts in FASUM are marked in green and the corresponding facts are marked in bold in the article.

Article 3	Geoffrey Lewis , a prolific character actor who appeared opposite frequent collaborator Clint Eastwood as his pal Orville Boggs in “Every Which Way But Loose” and its sequel, has died . He was 79. Lewis, the father of Oscar-nominated actress Juliette Lewis, died Tuesday, family friend Michael Henderson said. No other details were immediately available. Lewis began his long association with Eastwood in “High Plains Drifter” (1973). He also appeared with the actor in “Thunderbolt and Lightfoot” (1974) ...
Reference	Geoffrey Lewis appeared in many movies, TV shows. Actor was frequently collaborator with Clint Eastwood. Actress Juliette Lewis, his daughter, called him “my hero”
BOTTOMUP	Geoffrey Lewis began his long association with Eastwood in “Every which Way but Loose” Lewis scored a Golden Globe nomination for playing bartender Earl Tucker. He also appeared with the actor in “Thunderbolt and Lightfoot” “Flo,” “Pink Cadillac” and “Midnight in the Evil ” The actor also stood out as a gravedigger turned vampire in the 1979 Tobe “Salem’s Lot,” a 1979 actor. Lewis was the father of Oscar-nominated actress Juliette Lewis.
UNI LM	Geoffrey Lewis was a prolific character actor. He played Orville Boggs in “Every Which Way But Loose” Lewis was the father of Oscar-nominated actress Juliette Lewis.
FASUM	It’s the father of Oscar-nominated actress Juliette Lewis . Lewis began his long association with Eastwood in “High Plains Drifter” he also appeared with the actor in “Thunderbolt and Lightfoot”
SEQ2SEQ	Oscar-nominated actress Juliette Lewis dies at 79. Lewis starred in “High Plains Drifter” he also appeared in “Bronco Billy” and “Midnight in the Garden of Good and Evil”
Article 4	... This Sunday in Rome, Pope Francis faced just such a dilemma. First, the back story: One hundred years ago, more than 1 million Armenians (some estimates run as high as 1.5 million) died at the hand of the Turks . Many of the victims were part of a branch of Christianity closely aligned with Catholicism. A slew of historians and at least 20 countries call the killings a “genocide.” (A U.S. resolution to do the same has languished in Congress.) Turkish officials disagree... John Paul II used the “g” word in 2001, but didn’t dare speak it out loud...
Reference	Previous popes had finessed the question of whether the killing of 1.5 million Armenians was genocide. Because he often shines such a smiley face on the world, it can be easy to forget the bluntness Francis sometimes brings to the bully pulpit.
BOTTOMUP	More than 1 million Armenians died at St. John Paul II ’s Turks. Turkish officials say the killings were a “genocide” the Vatican says it’s not the pope, but he says he has no plans to use it. He says the church’s moral and political woes have improved.
UNI LM	More than 1 million Armenians died at the hands of the Turks one hundred years ago. Frida Ghitis : Pope Francis faced just such a dilemma this Sunday in Rome. She says previous popes had to make a hard choice: Adopt the sharp tongue of a prophet or the discretion of a diplomat?
FASUM	As scholars like to say, the Vatican has walked the line between spiritual and worldly concerns for centuries. Many of the victims were part of a branch of Christianity closely aligned with Catholicism. A slew of historians and at least 20 countries call the killings a “genocide”
SEQ2SEQ	One hundred years ago, more than 1 million Armenians died at the hand of the Turks. A slew of historians and at least 20 countries call the killings a “genocide”. John Paul II used the “g” word in 2001.

Table 10: Continuation of Table 9.

Article 5	Can you imagine paying \$1,000 a month in rent to live in a one-car garage? Nicole , a 30-year-old woman, doesn't have to imagine this scenario because it's her everyday reality... CNN recently published a powerful piece called "Poor kids of Silicon Valley" that documents the affordable housing challenges facing families in the Bay Area... The agency I lead, the U.S. Department of Housing and Urban Development, recently released a report estimating that 7.7 million low-income households live in substandard housing, spend more than half their incomes on rent or both... HUD created the Rental Assistance Demonstration initiative to bring private investment into the fold for the public good... RAD has allowed local communities to raise more than \$733 million in new capital to date...
Reference	CNN's John Sutter told the story of the "Poor kids of Silicon Valley" HUD Secretary Julian Castro: Our shortage of affordable housing is a national crisis that stunts the economy.
BOTTOMUP	"Poor kids of Silicon Valley" spend \$1,000 a month in rent to live in San Mateo, California. Nicole, a woman, has a house that is home to 16 people and 11 children. Silicon Valley is in an affordable housing crisis.
UNILM	Writers: Our entire nation is in the midst of an affordable housing crisis. Writers: 7.7 million low-income households live in substandard housing, spend more than half their incomes on rent or both. Writers: HUD has allowed local communities to raise more than \$733 million in new capital. Writers: No American should ever have to wait six decades to have a decent
FASUM	CNN recently published a powerful piece called "Poor kids of Silicon Valley" the affordable housing housing crisis agency says 7.7 million low-income households live in substandard housing.
SEQ2SEQ	"Poor kids of Silicon Valley" documents affordable housing challenges families. U.S. agency estimating 7.7 million low-income households live in substandard housing.
Article 6	An American teenager who helped her boyfriend stuff her mother's lifeless body into a suitcase at an upmarket hotel in Bali has been sentenced to 10 years in prison. Heather Mack , 19, who gave birth to her own daughter just weeks ago, was found guilty with her 21-year-old boyfriend, Tommy Schaefer, of killing Sheila von Wiese-Mack on the Indonesian island last August. Schaefer was sentenced to 18 years in prison for battering von Wiese-Mack to death in room 317 of the St. Regis Bali Resort. Schaefer had claimed he killed his girlfriend's mother in self-defense after a violent argument erupted over the young couple's relationship...
BOTTOMUP	Heather Mack, 19, gave birth to her own daughter just weeks ago. Schaefer was found guilty with her boyfriend, Tommy Schaefer , on the Indonesian island. Schaefer was sentenced to 18 years in prison.
UNILM	Tommy Schaefer, 21, and Heather Mack, 19, were found guilty of killing Sheila von Wiese-Mack in August. The American helped her boyfriend stuff her mother's body into a suitcase at an upmarket hotel in Bali. Schaefer had claimed he killed his girlfriend's mother in self-defense after an argument over their relationship. Mack told the court her mother had threatened to kill
FASUM	Heather Mack , 19, helped boyfriend Tommy Schaefer stuff her mother's lifeless body into a suitcase at an upmarket hotel in Bali. Schaefer had claimed he killed his girlfriend's mother in self-defense after a violent argument erupted over the young couple's relationship.
SEQ2SEQ	Heather Mack, 19, was found guilty of murdering her boyfriend Tommy Schaefer . Schaefer claimed von Wiese-Mack killed his girlfriend's mother in self-defense. Von wi

Table 11: Continuation of Table 9.

Article 1	The VII Summit of the Americas was supposed to be all about the symbolic handshake between the United States and Cuba. But insert Venezuela into the mix and Panama City, Panama, quickly turns into a “triangle of tension.”... Cuba has historically been the wrench in the diplomatic machinery, with some Latin American leaders threatening not to attend the Summit of the Americas if the United States and Canada didn’t agree to invite President Raul Castro... The much anticipated handshake between Obama and Castro would steal all the headlines if it wasn’t for Cuba’s strongest ally, Venezuela. Venezuelan President Nicolas Maduro recently accused the United States of trying to topple his government and banned former President George Bush...
BOTTOMUP	Heads of state from 35 countries have met every three years to discuss economic, social or political issues since the summit in 1994. Venezuela’s President Raul Castro has been criticized for human rights violations. The u.s. government says the summit of the Americas is a “triangle of tension.”
Corrected by FC	Heads of state from 35 countries have met every three years to discuss economic, social or political issues since the summit in 1994. Venezuela’s President Nicolas Maduro has been criticized for human rights violations. The u.s. government says the summit of the Americas is a “triangle of tension.”
Article 2	She’s one of the hottest and most successful Latinas in Hollywood, but now Sofia Vergara is playing defense in a legal battle initiated by her ex-fiance: He wants to keep the two frozen embryos from their relationship, both female. The 42-year-old actress and star of the hit TV sitcom ”Modern Family” split from businessman Nick Loeb in May 2014. Loeb is suing the Colombian-born actress in Los Angeles to prevent Vergara from destroying their two embryos conceived through in vitro fertilization in November 2013, according to published reports by New York Daily News and In Touch magazine...
BOTTOMUP	Sofia Vergara wants to keep the frozen embryos from their relationship, both female. He is suing the actress in Los Angeles to prevent Vergara from their embryos. The actress and star of the “Modern Family” split from Nick Loeb in May 2014.
Corrected by FC	Nick Loeb wants to keep the frozen embryos from their relationship, both female. He is suing the actress in Los Angeles to prevent Vergara from their embryos. The actress and star of the “Modern Family” split from Businessman Nick Loeb in May 2014.
Article 3	Volvo says it will begin exporting vehicles made in a factory in southwest China to the United States next month, the first time Chinese-built passenger cars will roll into American showrooms. Parent company Geely Automobile , which bought Volvo in 2010, is seeking to prove that a Chinese company can manage a global auto brand...
BOTTOMUP	Volvo is seeking to prove that a Chinese company can manage a global auto brand. The car will be one of four models produced in a manufacturing plant in Chengdu. China is largest market for car sales globally in 2009.
Corrected by FC	Geely Automobile is seeking to prove that a Chinese company can manage a global auto brand. The car will be one of four models produced in a manufacturing plant in Chengdu. China is largest market for car sales globally in 2009.

Table 12: Example articles, summaries and corrections made by FC. The factual errors in the original summary are marked in red, the corrected part by FC are marked in green and the corresponding facts are marked in bold in the article.

Article 4	... Scott family attorney Chris Stewart said the man with Scott was a co-worker and friend... Slager has been fired and faces life in prison or the death penalty if convicted on a murder charge. Video shot by a witness shows the officer shooting Scott in the back as he runs away. Slager had told investigators he feared for his safety after he and Scott tussled over his Taser. His lawyer , Andy Savage, said Friday he “has not received the cooperation from law enforcement that the media has.” ...
UNILM	“This is a heartbreaking tragedy for everyone in our community,” Charleston mayor says. Scott family attorney says the man with Scott was a co-worker and friend. Michael Slager has been fired and faces life in prison or the death penalty if convicted on a murder charge. Scott ’s lawyer says he “has not received the cooperation from law enforcement that the media has
Corrected by FC	“This is a heartbreaking tragedy for everyone in our community,” Charleston mayor says. Scott family attorney says the man with Scott was a co-worker and friend. Michael Slager has been fired and faces life in prison or the death penalty if convicted on a murder charge. Slager ’s lawyer says he “has not received the cooperation from law enforcement that the media has
Article 5	Rangers boss Stuart McCall has revealed he was warned about taking over at Ibrox by Walter Smith - but insists he has made the right decision. The former Light Blues midfielder steered his new side to their third victory on the bounce with Sunday’s 2-1 win over Hearts. It was a crucial triumph that moves Gers back into second place in the Scottish Championship and looks to have restored vital momentum ahead of the end-of-season play-offs. Stuart McCall says he was warned not to take the Rangers job but is pleased that he took the risk in the end.
UNILM	Stuart McCall guided Rangers to a 2-1 win over Hearts on Sunday. Kenny Miller and Haris Vuckic scored the goals for the Gers at Ibrox. The win moved Rangers back into second place in the Scottish Championship. The Gers boss says he was warned not to take over by Walter Smith. But he says he is pleased that he took the risk in the end.
Corrected by FC	Stuart McCall guided Rangers to a 2-1 win over Hearts on Sunday. Kenny Miller and Haris Vuckic scored the goals for the Gers at Ibrox. The win moved Gers back into second place in the Scottish Championship. The Rangers boss says he was warned not to take over by Walter Smith. But he says he is pleased that he took the risk in the end.
Article 6	Wasps will appeal against the three-week ban issued to Nathan Hughes , but their protest will not enable the back row to play in Sunday’s Champions Cup quarter-final against Toulon. The club have said in a statement they will appeal on the grounds the incident that left Northampton wing George North unconscious and resulted in a red card for Hughes was an accident and no foul play had occurred... Wasps are set to appeal the three-match ban handed to No 8 Nathan Hughes for knocking out George North ... Hughes was given the suspension - to include three meaningful fixtures - after being found guilty of striking North in the 52-30 Aviva Premiership defeat at Franklin’s Gardens on March 27...
UNILM	Wasps will appeal the three-match ban handed to No 8 Nathan Hughes. The Northampton winger was found guilty of striking George North. The incident occurred during Northampton ’s 52-30 defeat at Franklin’s Gardens. North suffered a third confirmed concussion in just four months.
Corrected by FC	Wasps will appeal the three-match ban handed to No 8 Nathan Hughes. The Wasps winger was found guilty of striking George North. The incident occurred during Wasps ’s 52-30 defeat at Franklin’s Gardens. North suffered a third confirmed concussion in just four months.

Table 13: Continuation of Table 12