

ASYMPTOTIC ENTROPY OF THE GIBBS STATE OF COMPLEX NETWORKS

ADAM GLOS^{1,2,*} AND ALEKSANDRA KRAWIEC¹ AND ŁUKASZ
PAWELA¹

¹*Institute of Theoretical and Applied Informatics, Polish Academy of
Sciences, ul. Bałtycka 5, 44-100 Gliwice, Poland*

²*Institute of Informatics, Silesian University of Technology,
ul. Akademicka 16, 44-100 Gliwice, Poland*

* aglos@iitis.pl

ABSTRACT. In this work we study the entropy of the Gibbs state corresponding to a graph. The Gibbs state is obtained from the Laplacian, normalized Laplacian or adjacency matrices associated with a graph. We calculated the entropy of the Gibbs state for a few classes of graphs and studied their behavior with changing graph order and temperature. We illustrate our analytical results with numerical simulations for Erdős-Rényi, Watts-Strogatz, Barabási-Albert and Chung-Lu graph models and a few real-world graphs. Our results show that the behavior of Gibbs entropy as a function of the temperature differs for a choice of real networks when compared to the random Erdős-Rényi graphs.

1. INTRODUCTION

A network represents a relationship among units of a complex system. The relations are encoded by edges while units are associated with nodes. Typical random graph models such as Erdős-Rényi graphs [1] are usually not suitable for modeling real-world networks like the Internet [2]. Here complex network theory comes as a possible remedy. The boundary between a graph and a network is rather blurred, nevertheless a typical network is scale-free, small-world and has social structures. Typical examples of complex networks are Watts-Strogatz [3] and Barabási-Albert networks [2].

Graph entropy describes the graph in the context of evolution on it [4]. In classical walks one typically considers the von Neumann entropy calculated for the Laplacian, as Laplacian defines valid continuous-time stochastic evolution [5, 6]. Studies on various types of graph entropy can be found in the literature [7]. The von Neumann entropy for complex networks was analyzed in [8, 9]. Thermal state entanglement entropy on quantum graphs was studied in [10]. Entropy measure for complex networks using its Gibbs state was defined in [4].

In contrary to stochastic evolution, continuous-time quantum walks accept arbitrary symmetric graph matrix which for undirected graphs includes adjacency matrix and normalized Laplacian [6, 11, 12]. Since it is known

that the choice of a graph matrix does affect the evolution of quantum walk [11, 12], we claim that there is a need to design the entropy formula which accepts each of the above-mentioned matrices.

Entropy in the work [4] is defined as the von Neumann entropy of Gibbs state of Laplacian matrix

$$(1) \quad S(\varrho_L^\tau) = -\text{Tr} \left(\frac{\exp(-\tau L)}{Z} \log \frac{\exp(-\tau L)}{Z} \right),$$

where Z is a normalizing constant. Formal introduction of this concept will be presented in the Preliminaries. Numerical calculations shed light on interesting behavior of the entropy depending on the parameter τ of the Gibbs state interpreted as a parameter proportional to the inverse of temperature [4, 9] or evolution time [4, 9, 13, 14]. The authors of [4] point the phase transition of entropy value for Erdős-Rényi and Watts-Strogatz graphs for some critical value τ_{crit} . Our analytical considerations on Erdős-Rényi graphs confirm that such a phase transition actually occurs, however, the value of τ_{crit} depends on the graph order.

Depending on a graph, the phase transition occurs either for smaller or larger values of τ . The direction of phase transition change may be derived from the analysis of entropy limits of graphs with increasing graph order: when the entropy for fixed τ grows like $\log(n)$, then clearly the phase transition moves to the right. On the other hand, when entropy converges to zero, then the phase transition moves to the left.

For this reason, we calculated the entropy for some special graph classes for fixed parameter τ and changing graph order n . We made the entropy analysis for a few types of graph matrices, that is adjacency matrix, Laplacian and normalized Laplacian. It appeared that the entropy usually takes the form either $o(1)$ or $\log n - O(1)$, which shows that the phase transition moves respectively to the left or right. Furthermore, the deviations from $\log n$ differ for different random graph models, which can give a clue about their properties. On top of that, we made a numerical analysis for the entropy of a few real-world graphs analyzing the location and the shape of its phase transition.

This work is organized as follows. We begin with preliminaries in Section 2. Then, in Section 3 we present general theorems for entropy behavior basing on properties of the matrix spectra. The entropy values for specific graph classes are presented in Section 4. The entropy behavior studied for various random graph models and real-world graphs is described in Section 5. Eventually, conclusions can be found in Section 6.

2. PRELIMINARIES

We will be interested in studying the von Neumann entropy of Gibbs states associated with a graph G . A graph G is a pair (V, E) where V is a set of vertices and E is a set of edges. In this work we restrict ourselves to simple undirected graphs. A graph has three typical matrix representations: the adjacency matrix, the Laplacian matrix and the normalized Laplacian matrix. The adjacency matrix of a simple graph is a symmetric square matrix consisting of ones if two vertices are adjacent and zeros otherwise. The adjacency matrix of a graph G will be denoted $A(G)$. The degree matrix is a

diagonal matrix with degrees of vertices on the diagonal. The degree matrix will be denoted $D(G)$. We will often make use of (combinatorial) Laplacian matrix which is defined as $L(G) := D(G) - A(G)$. The normalized Laplacian is defined as $\mathcal{L}(G) := D(G)^{-\frac{1}{2}}L(G)D(G)^{-\frac{1}{2}} = \mathbb{1} - D(G)^{-\frac{1}{2}}A(G)D(G)^{-\frac{1}{2}}$. When it will not make confusion we will be writing only \mathcal{L} instead of $\mathcal{L}(G)$ and analogously for other graph matrices. Eigenvalues of matrices will be denoted $\lambda_1, \dots, \lambda_n$, where $\lambda_1 \geq \dots \geq \lambda_n$.

In this paper we will use the big-O notation. Class $O(f(n))$ denotes a set of functions g such that there exist $c > 0$ and $n_0 \in \mathbb{Z}_{>0}$ s.t. for all $n \geq n_0$ we have $|g(n)| \leq cf(n)$. We write $f(n) = \Theta(g(n))$ iff $f(n) = O(g(n))$ and $g(n) = O(f(n))$. Finally, class $o(f(n))$ denotes set of functions g s.t. $\lim_{n \rightarrow \infty} g(n)/f(n) = 0$. In particular $O(1)$ denotes a set of functions upperbounded in absolute value by a constant, and $o(1)$ denotes a set of functions converging to 0.

Now we will introduce the von Neumann entropy of a quantum state ϱ . As ϱ is a density matrix, it is positive and has unit trace, its eigenvalues form a probability vector. Thus, the von Neumann entropy of the state ϱ is defined as the standard Shannon entropy of its eigenvalues. This fact can be succinctly written as

$$(2) \quad S(\varrho) = -\text{Tr}(\varrho \log(\varrho))$$

where \log refers to the natural logarithm throughout this paper.

For any Hermitian operator H we can define an associated Gibbs state ϱ_H^τ as

$$(3) \quad \varrho_H^\tau = \frac{\exp(-\tau H)}{Z},$$

where $Z = \text{Tr}(\exp(-\tau H))$ is the partition function [14]. The parameter τ can be regarded either as a parameter proportional to the inverse of the temperature [4, 9] or the diffusion time [4, 9, 13, 14]. Note that the von Neumann entropy of the Gibbs state can be written as [4]

$$(4) \quad S(\varrho_H^\tau) = \tau \text{Tr}(H \varrho_H^\tau) + \log Z.$$

This entropy has two simple properties summarized in the following lemma, which proof is stated in the Supplementary Materials in Section 1.

Lemma 1. *Let H be a positive semidefinite matrix and $c \in \mathbb{R}$. It holds that $S(\varrho_{cH}^\tau) = S(\varrho_H^{c\tau})$ and $S(\varrho_{c\mathbb{1}+H}^\tau) = S(\varrho_H^\tau)$.*

We will be writing $S(\varrho_H)$ instead of $S(\varrho_H^\tau)$ when the value τ does not need to be stated explicitly.

When calculating the entropy of a graph given by the adjacency matrix we will use the notation $S(\varrho_A)$ for $S(\varrho_{-A})$. When dealing with the Laplacian and normalized Laplacian matrices we will be writing $S(\varrho_L)$ and $S(\varrho_{\mathcal{L}})$ respectively.

Finally, let us present a simple proposition describing the limit behavior of graph entropy.

Proposition 2. *Assume G is be a connected graph of order n . Then, for $M \in \{A, L, \mathcal{L}\}$ we have*

$$(5) \quad S(\varrho_{M(G)}^0) = \log(n),$$

$$(6) \quad \lim_{\tau \rightarrow +\infty} S(\varrho_{M(G)}^\tau) = 0.$$

The proof can be found in the Supplementary Materials in Section 2. In fact, the proof shows that even for not connected graphs the entropy converges to $\log(n)$ as $\tau \rightarrow 0$. On the other hand, for $\tau \rightarrow \infty$ for Laplacian and normalized Laplacian the entropy converges to $\log(k)$, where k is the number of connected components of G . For adjacency matrix the limit for non-connected graphs may depend on the form of connected components. Note that by the proposition for connected graph the entropy continuously changes from $\log(n)$ to zero, when τ changes from zero to infinity.

3. GENERAL ENTROPY PROPERTIES

In this section we will present general theorems concerning the entropy's behavior in which we assume only some restrictions on matrix spectra.

Let us begin with a proposition which shows a useful property of d -regular graphs. A d -regular graph is a graph whose all vertices have degree equal to d . For continuous-time quantum walk on d -regular graphs the evolution is independent on the choice of either adjacency matrix or Laplacian [6]. It follows from the fact that $D = d\mathbb{1}$ and hence it affects only the global phase. For a similar reason, in the case of normalized Laplacian it can be seen as a change of time.

It turns out that the proposed entropy reflects this behavior.

Proposition 3. *Let G be a d -regular graph. Then $S(\varrho_A^\tau) = S(\varrho_L^\tau)$ and $S(\varrho_{\mathcal{L}}^\tau) = S(\varrho_A^{\tau/d})$.*

Proof. Let G be a d -regular graph. Then Laplace matrix of G is $L = d\mathbb{1} - A$, where A is the adjacency matrix of G . Now from Lemma 1 we have that $S(\varrho_L^\tau) = S(\varrho_{d\mathbb{1}-A}^\tau) = S(\varrho_A^\tau)$.

The normalized Laplacian for the d -regular graph takes the form $\mathcal{L} = \mathbb{1} - \frac{1}{d}A$. Therefore again from Lemma 1 we have

$$(7) \quad S(\varrho_{\mathcal{L}}^\tau) = S(\varrho_{\mathbb{1}-\frac{1}{d}A}^\tau) = S(\varrho_{-\frac{1}{d}A}^\tau) = S(\varrho_A^{\tau/d}).$$

□

It turns out that for the normalized Laplacian the entropy may take the values only from the very small interval. Let us first present a result for general Hermitian matrices with bounded spectra. Its proof can be found in the Supplementary Materials in Section 3.1.

Lemma 4. *Let H be a matrix with eigenvalues bounded by $c_1 \geq \lambda_i \geq c_2$. Let $\tau > 0$ be a constant. Then*

- if $c_1, c_2 \leq 1/\tau$, then

$$(8) \quad \log n - S(\varrho_H) \leq \tau(c_1 - c_2),$$

- if $c_2 \leq 1/\tau \leq c_1$, then

$$(9) \quad \log n - S(\varrho_H) \leq \tau (c_1 - \min\{c_1 \exp(\tau(c_2 - c_1)), c_2\}),$$

- if $c_1, c_2 \geq 1/\tau$, then

$$(10) \quad \log n - S(\varrho_H) \leq \tau c_1 (1 - \exp(\tau(c_2 - c_1))).$$

Conclusion directly drawn from the above Lemma is stated as a theorem concerning the entropy of a sequence of positive semidefinite matrices with finite spectral norm.

Theorem 5. *Suppose (H_n) is a sequence of positive semidefinite matrices $n \times n$ with spectral norm bounded by some constant independent of n . Then for fixed τ it holds that $S(\varrho_{H_n}^\tau) = \log n - O(1)$.*

For normalized Laplacian we have $c_2 = 0$ and $c_1 = \|\mathcal{L}\| \leq 2$ [15], which give us the situation as in Lemma 4. More specifically, independently on $\|\mathcal{L}\|$ and τ the bound yields

$$(11) \quad \log n - S(\varrho_H) \leq \tau \|\mathcal{L}\|.$$

The bound cannot be improved to $\log n - o(1)$ for general normalized Laplacians sequence of increasing size. In fact, we will show that the deviations from $\log(n)$ occur not only for simple graphs like cycle, but also for all complex graphs considered in this paper, see Sec. 5.

Note that for Laplacian matrices of graphs with maximal degree Δ we have $\Delta \leq \|L\| \leq 2\Delta$ [16]. Furthermore, for arbitrary graph we have $c_2 = 0$ for the Laplacian. Hence if a graph has a bounded degree, then we can simply utilize Theorem 5 in this scenario.

While considering Laplacian matrices we need to assume that a matrix is singular. More specifically, the number of zero eigenvalues is equal to the number of connected components of the graph. We will focus on the case when one of the eigenvalues is equal to zero and the rest of the eigenvalues are strictly positive (*i.e.* the graph is connected). In the next theorem we restrict ourselves to the case when all the nonzero eigenvalues converge to a positive constant.

Theorem 6. *Let H be a singular nonnegative matrix of size n with single zero-eigenvalue and let $\tau > 0$ be a constant. Assume that $\lambda_1 \rightarrow c$ and $\lambda_{n-1} \rightarrow c$ for some constant c as $n \rightarrow \infty$. Then $S(\varrho_H) = \log n - o(1)$.*

The proof of the above theorem can be found in the Supplementary Materials in Section 3.2.

Now we focus on the case when the spectrum can be unbounded. An example of such a matrix is the Laplacian matrix. While it is singular and positive semidefinite, its norm coincides with the maximum degree of the graph, hence it can be unbounded. In the following theorem, proven in the Supplementary Materials in Section 3.3, we make an assumption only on the behavior of the smallest nonzero eigenvalue.

Theorem 7. *Let H_n be a singular nonnegative matrix of size n with single zero-eigenvalue and let $\tau > 0$ be a constant. Assume $\lambda_{n-1}(H_n) \gg \log n$. Then $S(\varrho_{H_n}) = o(1)$.*

We use the notation $f(x) \gg g(x)$ when $\lim_{x \rightarrow \infty} f(x)/g(x) = \infty$.

The Laplacian matrix of a connected graph does not necessarily satisfy the assumption on λ_{n-1} mentioned in Theorem 7, hence the result cannot be generalized into ‘arbitrary sequence of Laplacians’, even connected. As an example, the cycle graph C_n of size n is known to have eigenvalues $2 - 2 \cos(\frac{2\pi j}{n})$ for $j = 0, \dots, n-1$ [17]. Hence the spectrum is bounded and we can apply Theorem 5. By this we have $S(\varrho_{L(C_n)}) = \log n - O(1)$. Such behavior shows the difference between Laplacian and normalized Laplacian in the sense of von Neumann entropy of the Gibbs state.

4. ENTROPY OF SPECIFIC GRAPH CLASSES

In this section we study the entropy of a few selected classes of graphs. The entropy is calculated for three types of graph matrices: adjacency matrix A , Laplacian matrix L and normalized Laplacian \mathcal{L} . Four types of graphs were taken into consideration: empty graph, complete graph, bipartite graphs and cycle graph. An empty graph of order n is denoted by E_n . The symbol K_n denotes the complete graph. A bipartite graph is a graph whose vertices are partitioned into two disjoint sets, V and W , and any two vertices from the same set cannot be adjacent. When a vertex $v \in V$ is adjacent to all vertices from the set W and vice-versa, then the graph is called a complete bipartite graph. Such a complete bipartite graph, where $|V| = n_1$ and $|W| = n_2$, is denoted by K_{n_1, n_2} . Finally, the symbol C_n is used to denote a cycle graph.

	adjacency matrix	Laplacian	normalized Laplacian
E_n	$\log n - o(1)$	$\log n - o(1)$	–
K_n	$o(1)$	$o(1)$	$\log n - o(1)$
K_{n_1, n_2}	$o(1)$	depends on n_1, n_2	
K_{n_1, n_1}	$o(1)$	$o(1)$	$\log n - o(1)$
$K_{n_1, 1}$	$o(1)$	$\log n - o(1)$	$\log n - o(1)$
C_n	$\log n - \Theta(1)$	$\log n - \Theta(1)$	$\log n - \Theta(1)$

TABLE 1. Asymptotic behavior of the entropy calculated for various graph classes described in Sec. 4

All the results are presented in Table 1. The proofs can be found in the Supplementary Materials in Section 4. An interesting observation is that in the first three cases the entropy behaves either like $\log n$ or converges to zero. For a cycle graph however the result is neither of them. More specifically, the entropy calculated for both adjacency and Laplacian matrices behaves in the same way

$$(12) \quad S(\varrho_{A(C_n)}) = S(\varrho_{L(C_n)}) = \log n - 2\tau \frac{I_1(2\tau)}{I_0(2\tau)} + \log(I_0(2\tau)) + o(1),$$

where $I_\alpha(x)$ is the modified Bessel function of the first kind. For the normalized Laplacian of a cycle we obtain

$$(13) \quad S(\varrho_{\mathcal{L}(C_n)}) = \log n - \tau \frac{I_1(\tau)}{I_0(\tau)} + \log(I_0(\tau)) + o(1).$$

It is also worth noting that the entropies calculated for adjacency matrix and Laplacian usually have the same asymptotic properties, that is either $\log n - o(1)$ or $o(1)$. Nevertheless, we found an counterexample which is a star graph $K_{n_1,1}$ for which the entropy for adjacency matrix is substantially different than the entropy for Laplacian.

5. RANDOM GRAPHS

In this section we consider various random graph models. Let us begin with Erdős-Rényi random graphs [1]. The symbol $G(n, p)$ is used to denote a random graph of order n where the probability that any two vertices are adjacent equals p . A generalization of the Erdős-Rényi graph model is the Chung-Lu graph model [18, 19] in which we obtain a graph with a specified expected degree sequence (w_1, \dots, w_n) . The probability that vertices v_i and v_j are adjacent equals $w_i w_j / \sum_k w_k$.

Watts-Strogatz random graphs [3] are constructed as follows. In the first step we have a regular ring lattice, that is a graph of order n where each vertex is adjacent to K neighbors ($K/2$ on each side). Then, for each vertex we consider their neighbors from one side and rewire them with probability β to some other vertex. Watts-Strogatz graphs are known to be small-world, meaning that in contrary to Erdős-Rényi graphs all vertices are close to each other. Nevertheless, the degree distribution is highly concentrated around K .

Barabási-Albert random graphs [2] are constructed as follows. We begin with a complete graph with fixed order m_0 . Then we add vertices one after another. Each time, a new vertex is adjacent to m of the already existing vertices. The probability that the new vertex is adjacent to the already-existing vertex v is proportional to the degree of the vertex v .

We will start with analytical results for Erdős-Rényi and Chung-Lu graphs for Laplacian and normalized Laplacian matrices. Then, we will present numerical results for other types of graph matrices and other graph models presented above.

5.1. Erdős-Rényi graphs. The Laplacian matrix of a random Erdős-Rényi graph with $p \gg \log(n)/n$ almost surely has a single outlying zero eigenvalue and the rest of eigenvalues behaving like $np(1 + o(1))$. A useful property of the second smallest eigenvalue is formulated as a theorem.

Theorem 8 ([20]). *The second smallest eigenvalue λ_{n-1} of the random Laplacian matrix L from Erdős-Rényi graph $G(n, p)$ with $p \gg \log(n)/n$ satisfies a.a.s.*

$$(14) \quad \lambda_{n-1} = np + O(\sqrt{np \log n}).$$

Moreover, from [12] we have that $\lambda_1 \sim np$ for $p \gg \log(n)/n$. The next remark follows from Theorem 7.

Remark 9. *The von Neumann entropy of Gibbs state of Laplacian of random Erdős-Rényi graph $G(n, p)$ with $p \gg \log(n)/n$ converges a.a.s. to zero.*

The main reason of such behavior is the strongly outlying 0 value. The behavior changes when $p = \Theta(\log(n)/n)$. For $p < (1 - \varepsilon) \log(n)/n$ the graph is almost surely disconnected [1], and since the dimensionality of the null-space of the Laplacian equals the number of connected components [17], the graph entropy strongly depends on n .

Let us now consider the threshold behavior of Erdős-Rényi model when $p = p_0 \frac{\log n}{n}$ with $p_0 > 1$. Here we have $\lambda_{n-1} \sim (1 - p_0)W_{-1}^{-1} \left(\frac{1-p_0}{ep_0} \right) \log n$ [20] and $\lambda_1 \sim (1 - p_0)W_0^{-1} \left(\frac{1-p_0}{ep_0} \right) \log n$ [12], where W_{-1}, W_0 are Lambert W functions. In this case the following theorem provides results for selected values of τ . Its proof can be found in the Supplementary Materials in Section 3.4.

Theorem 10. *Let H_n be a positive semidefinite matrix with a single zero-eigenvalue of size n and $\tau > 0$ be a constant. Assume $\lambda_{n-1} = a \log n$ and $\lambda_1 = b \log n$ for $a, b > 0$. Then the behavior of the von Neumann entropy satisfies*

- (1) *if $\tau < \frac{1}{b}$, then $S(\varrho_{H_n}) \geq (1 - \tau b) \log n + o(1)$,*
- (2) *if $\tau = \frac{1}{b}$, then $S(\varrho_{H_n}) \geq \log 2 + o(1)$,*
- (3) *if $\tau > \frac{1}{a}$, then $S(\varrho_{H_n}) = o(1)$.*

For random Erdős-Rényi graphs the above theorem translates to the following remark.

Remark 11. *Let H_n be a Laplacian matrix of a random Erdős-Rényi graph for $p = p_0 \frac{\log n}{n}$ with $p_0 > 1$. Then*

- (1) *if $\tau < W_0 \left(\frac{1-p_0}{ep_0} \right) / (1 - p_0)$, then a.a.s. $S(\varrho_{H_n}) \geq C \log n + o(1)$ for some $C \in (0, 1)$.*
- (2) *if $\tau > W_{-1} \left(\frac{1-p_0}{ep_0} \right) / (1 - p_0)$, then a.a.s. $S(\varrho_{H_n}) = o(1)$.*

Theorem 10 and Remarks 9, 11 give an analytical justification for the effect presented in [4]. The authors pointed that the phase-transition occurs with changing τ . This phase transition is shown in Figure 1, which shows the value of the entropy of the Gibbs state for an Erdős-Rényi graph with a function of the dimension of the graph and the parameter τ . We show three values of the parameter p_0 , namely $p_0 = 10.5, 21, 42$. To make it easier to compare the values for changing dimensionality, the value of the entropy is normalized by dividing by $\log n$. The phase transition is clearly visible. We should also note that for sufficiently large dimension n the normalized entropy does not depend on the dimension n around $\tau < \frac{1}{b}$. Yet, it still depends on τ as stated by Theorem 10. A more detailed view on this phenomenon is presented in Figure 2. It depicts this phase transition for the ER, WS and BA models and for all considered graph matrices. The model specific parameters are stated in the legend.

Theorem 10 not only confirms that there is a strong correlation between spectral gap and the critical value of τ but also shows that the transition

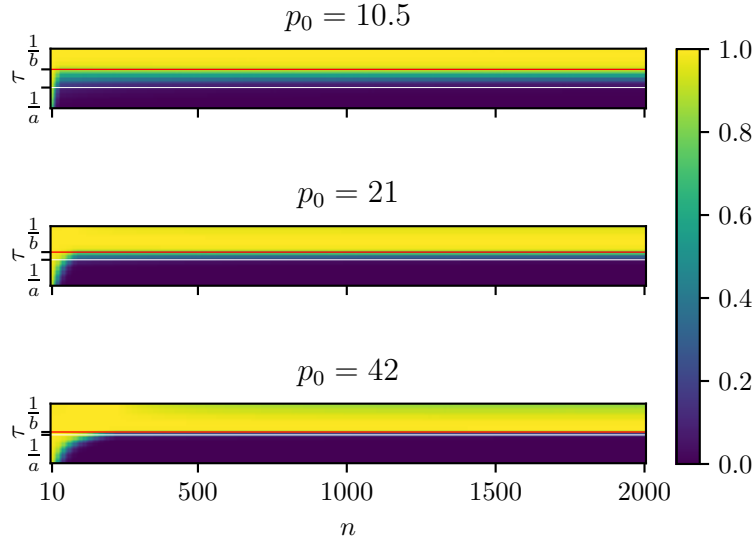


FIGURE 1. Entropy of the Gibbs state as a function of the parameter τ and the dimension of the graph, n for the Erdős-Rényi model. The value of the entropy is normalized by dividing by $\log n$. The phase transition can be easily seen. We show results for three values of the parameter p_0 . The horizontal lines mark the theoretical boundaries for τ found in Theorem 10 and Remark 11. The red line marks $\tau = \frac{1}{b}$ while the white one corresponds to $\tau = \frac{1}{a}$.

depends on the order of the graph n . Further numerical investigation shows that the entropy stabilizes with the graph order.

Let us now focus on the normalized Laplacian. It is known that normalized Laplacian of random Erdős-Rényi graph satisfies requirements of Theorem 6 for $p \gg \log(n)/n$ [19], however, we can go beyond that. The assumption can be relaxed to $pn = (1 + \varepsilon) \log n$ for $\varepsilon > 0$ by Corollary 1.2 from [20]. We conclude our results with the following remark.

Remark 12. *Assume \mathcal{L} is a normalized Laplacian matrix of random Erdős-Rényi graph with $p \geq (1 + \varepsilon) \log n/n$. The von Neumann entropy of Gibbs state satisfies $S(\varrho_{\mathcal{L}}) - \log(n) \xrightarrow{a.a.s.} 0$.*

5.2. Chung-Lu graphs. By Theorem 4 from [19], normalized Laplacian of a random Chung-Lu graph for which minimum expected degree $\omega_{\min} \gg \log n$ satisfies the requirement of Theorem 6. Therefore we have the following remark.

Remark 13. *Assume \mathcal{L} is a normalized Laplacian matrix of a Chung-Lu random graph for which minimum expected degree satisfies $\omega_{\min} \gg \log n$. The von Neumann entropy of Gibbs state satisfies $S(\varrho_{\mathcal{L}}) - \log(n) \xrightarrow{a.a.s.} 0$.*

The following remark concerns the case of adjacency matrix of a Chung-Lu random graph. Its proof can be found in the Supplementary Materials in Section 3.5.

Remark 14. *Let A be an adjacency matrix of a random Chung-Lu graph with the maximum expected degree satisfying $\omega_{\max} > \frac{8}{9} \log(\sqrt{2}n)$ and $\tilde{d} := \frac{\sum \omega_i^2}{\sum \omega_i} \gg \omega_{\max} \sqrt{\log n}$. Then $S(\rho_A) = o(1)$.*

5.3. Numerical insight. In this section we will complement the analytical results from previous sections by numerical studies on various random graphs as well as some real-world graphs. Basing on the results in [4] we expect that the information whether the graph describes real-world interactions may be distilled from the location and shape of the phase-transition.

We can clearly observe that the entropy function in τ differs among Erdős-Rényi graphs and Watts-Strogatz networks. Nevertheless, in the case of Erdős-Rényi and Barabási-Albert graphs we observe a similar shape of the plots with a single inflection point, however there is a difference in location. Furthermore, in Figure 2 we also presented the shape of the curve for smaller graphs. We can see that for all values of p , the location of phase transition for Erdős-Rényi graphs goes to larger values of τ , which is contrary to Watts-Strogatz and Barabási-Albert.

We expect to observe similar situation for real-world graphs. More specifically, we focused on co-authorship graphs (HEP-PH, HEP-TH, CA) [21–23], social networks (Facebook FB, Twitch TW) [24, 25], Gnutella graph (GT) [26] and as-caida (CAIDA) [27] graphs. All the plots are presented in the Figure 3. Moreover, for the sake of comparison we considered Erdős-Rényi graphs chosen so that the number of vertices was the same as in the corresponding real-world graph and the expected number of edges equals the number of edges of the real-world graph. Finally, we also calculated the entropy of subgraphs of real graphs to analyze how the phase transition changes with the graph size.

For some graphs we observe nontrivial changes in the pace of entropy change, similarly to as it was in Watts-Strogatz graphs (see Figure 2). This is the most prominent in the case of Facebook for Laplacian and normalized Laplacian, but for these matrices a similar effect can be observed also for HEP-PH, HEP-TH and GT. It is worth noting that these pace changes occur independently on the type of graph. More precisely, for co-authorship graphs the pace changes are clearly visible for HEP-PH and HEP-TH, while they are not visible for CA. This is even more appealing in the case of social network graph, that is the pace changes are very clear for FB graph while they are not visible for other graph.

For all real-world graphs for adjacency matrix, the phase transition occurs for larger values of τ than for the corresponding Erdős-Rényi graphs. Contrary to adjacency matrix, for Laplacians and normalized Laplacians the phase transition starts roughly at the same value of τ for both real-world and Erdős-Rényi graphs. On the other hand, phase transitions usually are more rapid for random graphs. Different behavior can be observed for Erdős-Rényi graphs corresponding to GT and CAIDA graphs. In those cases Erdős-Rényi graphs have many disconnected components and therefore the limit as $\tau \rightarrow \infty$ is no longer zero.

Finally, there is almost no change in the shape and location of the phase transition of the entropy for real graphs for adjacency matrix. In contrary, for corresponding Erdős-Rényi graphs we observe that with the increasing

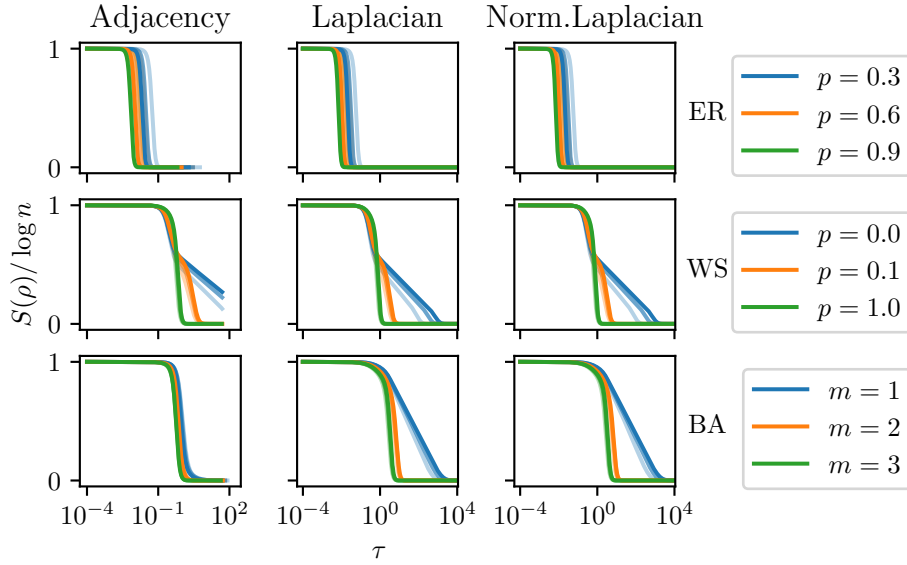


FIGURE 2. Illustration of the entropy’s phase transition for the ER, WS and BA models and all considered graph matrices. The value of the entropy is normalized by dividing by $\log n$. The dimension is $n = 1200$. For WS we choose parameters $K = 4$ and $\beta = 0.6$. The specific model parameters are stated in the corresponding legends. Each plot is obtained by averaging 100 randomly sampled graphs. The transparency in the plot denotes the size of the subgraph of the originally sampled random graph. In increasing order of opacity, these lines correspond to 33%, 66% and 100% of the total number of nodes of the sampled graph chosen for calculations. Subgraphs were generated by choosing a vertex with the highest degree, and 33% and 66% vertices nearest to it.

number of nodes the location of the phase transition moves to higher values of τ . In the case of the Laplacian matrix, we observe that the location of phase transition remains the same for Erdős-Rényi graphs, while for real graphs it clearly goes to larger values of τ . Similar behavior is observed for the normalized Laplacian, however for some real graphs (HEP-PH, HEP-TH) it is less evident compared to the Laplacian. The only case for which the values of entropy was similar to the corresponding Erdős-Rényi graph is the entropy of real graph TW for normalized Laplacian. Finally, the non-trivial shape of the phase transition observed for FB can be found also for subgraphs of FB, however for HEP-PH and HEP-TH it is observed only for the original graph.

All the code used to obtain the results presented here is available on GitHub at <https://github.com/iitis/graph-entropy>.

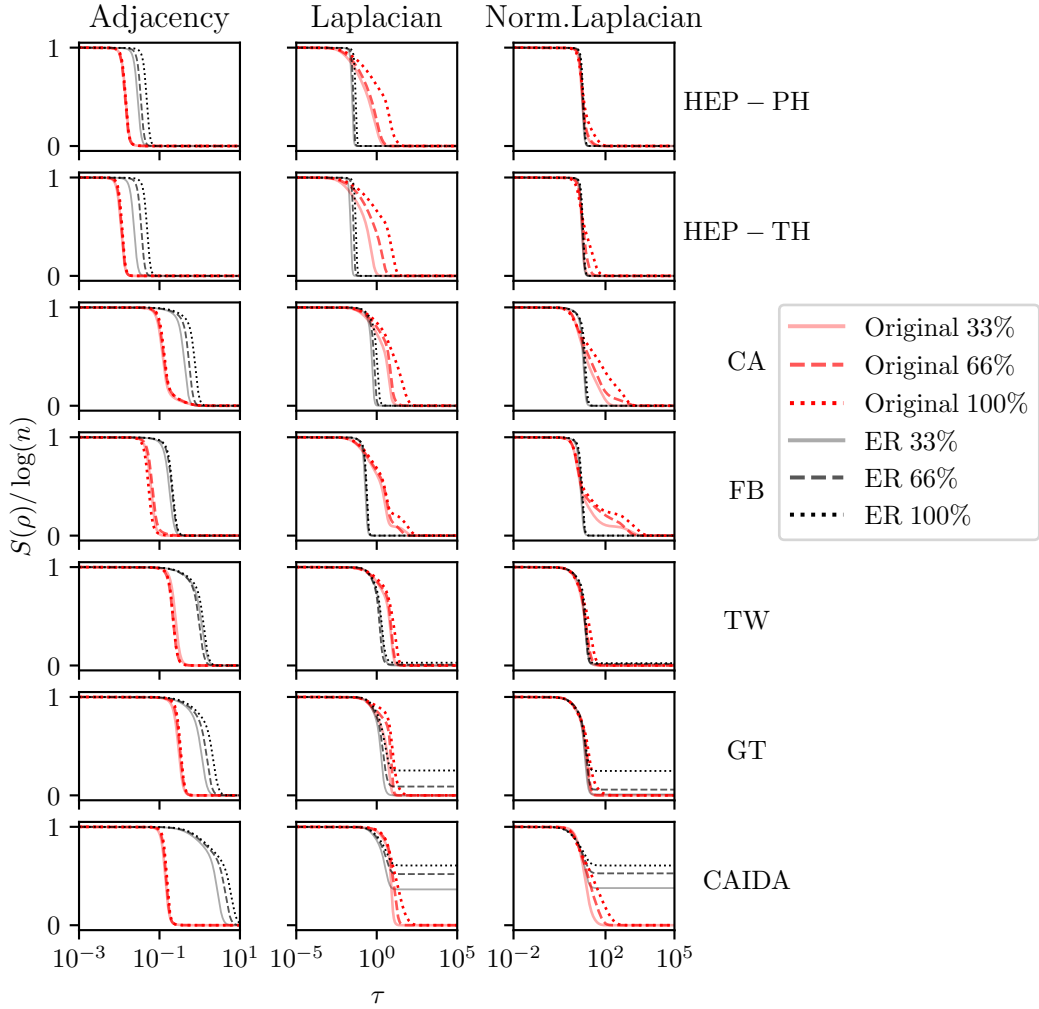


FIGURE 3. Illustration of the entropy’s phase transition for real-world graphs. Each graph was turned into a simple undirected graph by replacing directed edges with undirected edges. Then, for each graph we chose the largest connected component. For each real-world graph, we generated ten Erdős-Rényi graphs with parameter $p = 2m/n^2$ where n, m are the numbers of vertices and edges of the largest connected components of real-world graphs respectively. Finally, we took an average entropy. Subgraphs of real graphs were generated by choosing a vertex with the highest degree, and 33% and 66% vertices nearest to it.

6. CONCLUSIONS

This work is focused on studying the entropy of the Gibbs state for various graphs. We made the analysis for three types of graph matrices: adjacency matrix, Laplacian and normalized Laplacian for various graph classes. It

turns out that the asymptotic properties of the same graph may differ depending on which graph matrix is taken into consideration. We proved a few general theorems which assume only some constraints on matrix spectra. Moreover, we studied several graph classes like complete graphs, bipartite graphs and cycle graphs, and derived the formulas for their entropy. It turned out that entropy usually takes the values either $\log n - o(1)$ or $o(1)$, which implies the shift of the phase transition.

We considered also various random graph models and real-world graphs. We focused on the phase transition in τ of the entropy of Erdős-Rényi, Chung-Lu, Watts-Strogatz, Barabási-Albert random graphs with fixed graph order and some real-world graphs from various domains like co-authorship and social networks. Analysis of real graphs shows that we can indeed distill the information whether the graph represents some real-world interactions. This can be distilled from the position and, in some cases, the shape of the plot. The exact nature of this shift is dependent on the chosen graph matrix, however for adjacency matrix and Laplacian the difference were most evident.

ACKNOWLEDGMENTS

AG has been partially supported by National Science Center under grant agreement 2019/32/T/ST6/00158. AG would also like to acknowledge START scholarship from the Foundation for Polish Science. AK and LP acknowledge the support of the Polish National Science Centre under the project number 2016/22/E/ST6/00062.

REFERENCES

- [1] P. Erdős and A. Rényi, “On the evolution of random graphs,” *Publ. Math. Inst. Hung. Acad. Sci.*, vol. 5, no. 1, pp. 17–60, 1960.
- [2] R. Albert and A.-L. Barabási, “Statistical mechanics of complex networks,” *Reviews of Modern Physics*, vol. 74, no. 1, p. 47, 2002.
- [3] D. J. Watts and S. H. Strogatz, “Collective dynamics of ‘small-world’ networks,” *Nature*, vol. 393, no. 6684, p. 440, 1998.
- [4] M. De Domenico and J. Biamonte, “Spectral entropies as information-theoretic tools for complex network comparison,” *Physical Review X*, vol. 6, no. 4, p. 041062, 2016.
- [5] V. Kenkre, E. Montroll, and M. Shlesinger, “Generalized master equations for continuous-time random walks,” *Journal of Statistical Physics*, vol. 9, no. 1, pp. 45–50, 1973.
- [6] A. M. Childs and J. Goldstone, “Spatial search by quantum walk,” *Physical Review A*, vol. 70, no. 2, p. 022314, 2004.
- [7] S. L. Braunstein, S. Ghosh, and S. Severini, “The Laplacian of a graph as a density matrix: a basic combinatorial approach to separability of mixed states,” *Annals of Combinatorics*, vol. 10, no. 3, pp. 291–317, 2006.
- [8] K. Anand, G. Bianconi, and S. Severini, “Shannon and von Neumann entropy of random networks with heterogeneous expected degree,” *Physical Review E*, vol. 83, no. 3, p. 036109, 2011.
- [9] C. Nicolini, V. Vlasov, and A. Bifone, “Thermodynamics of network model fitting with spectral entropies,” *Physical Review E*, vol. 98, no. 2, p. 022322, 2018.
- [10] A. D. Verga and R. G. Elías, “Thermal state entanglement entropy on a quantum graph,” *Physical Review E*, vol. 100, no. 6, p. 062137, 2019.
- [11] T. G. Wong, L. Tarrataca, and N. Nahimov, “Laplacian versus adjacency matrix in quantum walk search,” *Quantum Information Processing*, vol. 15, no. 10, pp. 4029–4048, 2016.

- [12] A. Glos, A. Krawiec, R. Kukulski, and Z. Puchała, “Vertices cannot be hidden from quantum spatial search for almost all random graphs,” *Quantum Information Processing*, vol. 17, no. 4, p. 81, 2018.
- [13] J. W. Gibbs, *Elementary principles in statistical mechanics: developed with especial reference to the rational foundation of thermodynamics*. C. Scribner’s sons, 1902.
- [14] A. Ghavasieh and M. De Domenico, “Enhancing transport properties in interconnected systems without altering their structure,” *Physical Review Research*, vol. 2, no. 1, p. 013155, 2020.
- [15] F. R. Chung, *Spectral graph theory*. No. 92, American Mathematical Soc., 1997.
- [16] W. N. Anderson Jr and T. D. Morley, “Eigenvalues of the Laplacian of a graph,” *Linear and Multilinear Algebra*, vol. 18, no. 2, pp. 141–145, 1985.
- [17] A. E. Brouwer and W. H. Haemers, *Spectra of graphs*. Springer Science & Business Media, 2011.
- [18] F. Chung, L. Lu, and V. Vu, “The spectra of random graphs with given expected degrees,” *Internet Mathematics*, vol. 1, no. 3, pp. 257–275, 2004.
- [19] F. Chung and M. Radcliffe, “On the spectra of general random graphs,” *The Electronic Journal of Combinatorics*, vol. 18, no. 1, p. 215, 2011.
- [20] T. Kolokolnikov, B. Osting, and J. Von Brecht, “Algebraic connectivity of Erdős-Rényi graphs near the connectivity threshold,” *Manuscript in preparation*, 2014.
- [21] The web resource at <http://snap.stanford.edu/data/cit-HepPh.html>. Accessed on 2020-07-29.
- [22] The web resource at <http://snap.stanford.edu/data/cit-HepTh.html>. Accessed on 2020-07-29.
- [23] The web resource at <http://snap.stanford.edu/data/ca-AstroPh.html>. Accessed on 2020-07-29.
- [24] The web resource at <http://snap.stanford.edu/data/ego-Facebook.html>. Accessed on 2020-07-29.
- [25] The web resource at <http://snap.stanford.edu/data/twitch-social-networks.html>. Accessed on 2020-07-29.
- [26] The web resource at <http://snap.stanford.edu/data/p2p-Gnutella08.html>. Accessed on 2020-07-29.
- [27] The web resource at <http://snap.stanford.edu/data/as-Caida.html>. Accessed on 2020-07-29.

APPENDIX A. PROOF OF PROPERTIES OF VON NEUMANN ENTROPY OF THE GIBBS STATE

Here we state the proof of claims made in Lemma 1.

Proof.

$$\begin{aligned}
 (15) \quad S(\varrho_{cH}^\tau) &= -\text{Tr} \left(\frac{\exp(-\tau(cH))}{\text{Tr} \exp(-\tau(cH))} \log \left(\frac{\exp(-\tau(cH))}{\text{Tr} \exp(-\tau(cH))} \right) \right) \\
 &= -\text{Tr} \left(\frac{\exp(-(\tau c)H)}{\text{Tr} \exp(-(\tau c)H)} \log \left(\frac{\exp(-(\tau c)H)}{\text{Tr} \exp(-(\tau c)H)} \right) \right) = S(\varrho_H^{c\tau}).
 \end{aligned}$$

$$\begin{aligned}
 (16) \quad S(\varrho_{d\mathbb{1}+H}^\tau) &= -\text{Tr} \left(\frac{\exp(-\tau(d\mathbb{1} + H))}{\text{Tr} \exp(-\tau(d\mathbb{1} + H))} \log \left(\frac{\exp(-\tau(d\mathbb{1} + H))}{\text{Tr} \exp(-\tau(d\mathbb{1} + H))} \right) \right) \\
 &= -\text{Tr} \left(\frac{\exp(-\tau d) \exp(H)}{\exp(-\tau d) \text{Tr} \exp(-\tau H)} \log \left(\frac{\exp(-\tau d) \exp(H)}{\exp(-\tau d) \text{Tr} \exp(-\tau H)} \right) \right) \\
 &= -\text{Tr} \left(\frac{\exp(H)}{\text{Tr} \exp(-\tau H)} \log \left(\frac{\exp(H)}{\text{Tr} \exp(-\tau H)} \right) \right) = S(\varrho_H^\tau).
 \end{aligned}$$

□

APPENDIX B. ENTROPY LIMITS FOR $\tau \rightarrow 0$ AND $\tau \rightarrow \infty$.

Assume we have a Hermitian matrix M .

B.1. $\tau = 0$.

$$(17) \quad S(\varrho_M^0) = -\text{Tr} \left(\frac{\mathbb{1}}{n} \log \frac{\mathbb{1}}{n} \right) = \log n.$$

B.2. $\tau \rightarrow \infty$. Assume that $\lambda_1 \geq \lambda_2 \geq \dots \geq \lambda_{n-k} > 0$ and $\lambda_{n-k+1}, \dots, \lambda_n = 0$ are eigenvalues of M . Defining $\exp_i := \exp(-\tau \lambda_i)$ and $\exp_{i,j} := \exp(-\tau(\lambda_i - \lambda_j))$ we have

$$(18) \quad \begin{aligned} S(\varrho_M^\tau) &= \tau \text{Tr}(M \varrho_M^\tau) + \log Z \\ &= \frac{\tau \sum_{i=1}^n \lambda_i \exp(-\tau \lambda_i)}{\sum_{i=1}^n \exp(-\tau \lambda_i)} + \log \left(\sum_{i=1}^n \exp(-\tau \lambda_i) \right) \\ &= \frac{\tau \lambda_1 \exp_1}{\sum_{i=1}^n \exp_i} + \dots + \frac{\tau \lambda_{n-k} \exp_{n-k}}{\sum_{i=1}^n \exp_i} + \log \left(\sum_{i=1}^n \exp_i \right) \\ &= \frac{\tau \lambda_1}{\sum_{i=1}^n \exp_{i,1}} + \dots + \frac{\tau \lambda_{n-k}}{\sum_{i=1}^n \exp_{i,n-k}} + \log \left(k + \sum_{i=1}^{n-k} \exp_i \right) \\ &\xrightarrow{\tau \rightarrow \infty} \log k \end{aligned}$$

where the limit follows from observing that for the j -th factor the nominator grows like τ , while in the denominator $\exp_{n,j}$ exponentially tends to infinity. More specifically

$$(19) \quad \lim_{\tau \rightarrow \infty} \exp_{i,j} = \begin{cases} 0, & i < j \\ 1, & i = j \\ \infty, & i > j. \end{cases}$$

Finally, it suffices to note that $\lim_{\tau \rightarrow \infty} \exp_i = 0$ for every $i > 0$.

Let us consider Laplacian and normalized Laplacian matrices. Since the number of eigenvalues equal to zero is equal to the number of connected components, then for $k = 1$ we obtain the limit $\log(1) = 0$. In the case of adjacency matrix, we can always shift the matrix by $\lambda_1(-A)\mathbb{1}$ without the change of the entropy, see Lemma 1. Furthermore, for connected graphs there is a nonzero gap between the largest and second largest eigenvalue of the adjacency matrix which, similarly as in previous case, gives us $k = 1$, and hence the limit is zero.

APPENDIX C. PROOFS OF GENERAL THEOREMS

C.1. Proof of Lemma 4.

Proof. The entropy takes the form

$$(20) \quad \begin{aligned} S(\varrho_H) &= \tau \text{Tr}(H \varrho_H^\tau) + \log Z \\ &= \frac{\tau \sum_{i=1}^n \lambda_i \exp(-\tau \lambda_i)}{\sum_{i=1}^n \exp(-\tau \lambda_i)} + \log \left(\sum_{i=1}^n \exp(-\tau \lambda_i) \right). \end{aligned}$$

The numerator is a sum of eigenvalues mapped by $f(x) = \tau x \exp(-\tau x)$ function. The function takes its unique maximum at $x = 1/\tau$.

Let us begin with the case when $c_1, c_2 \leq \frac{1}{\tau}$. Then

$$(21) \quad S(\varrho_H) \geq \frac{n\tau c_2 \exp(-\tau c_2)}{n \exp(-\tau c_2)} + \log(n \exp(-\tau c_1)) = \log n + \tau c_2 - \tau c_1,$$

and therefore

$$(22) \quad \log n - S(\varrho_H) \leq \tau(c_1 - c_2).$$

If $c_1, c_2 \geq \frac{1}{\tau}$, then

$$(23) \quad \begin{aligned} S(\varrho_H) &\geq \frac{n\tau c_1 \exp(-\tau c_1)}{n \exp(-\tau c_2)} + \log(n \exp(-\tau c_1)) \\ &= \tau c_1 (\exp(-\tau c_1 + \tau c_2)) + \log n - \tau c_1 \\ &= \log n + \tau c_1 (\exp(\tau(c_2 - c_1)) - 1), \end{aligned}$$

and hence

$$(24) \quad \log n - S(\varrho_H) \leq \tau c_1 (1 - \exp(\tau(c_2 - c_1))).$$

Assume finally that $c_2 \leq \frac{1}{\tau} \leq c_1$. In this case we have

$$(25) \quad \begin{aligned} S(\varrho_H) &\geq \frac{n\tau \min\{c_1 \exp(-\tau c_1), c_2 \exp(-\tau c_2)\}}{n \exp(-\tau c_2)} + \log(n \exp(-\tau c_1)) \\ &= \tau \min\left\{c_1 \frac{\exp(-\tau c_1)}{\exp(-\tau c_2)}, c_2 \frac{\exp(-\tau c_2)}{\exp(-\tau c_2)}\right\} + \log n - \tau c_1 \\ &= \log n + \tau (\min\{c_1 \exp(\tau(c_2 - c_1)), c_2\} - c_1), \end{aligned}$$

and therefore

$$(26) \quad \log n - S(\varrho_H) \leq \tau (c_1 - \min\{c_1 \exp(\tau(c_2 - c_1)), c_2\}).$$

□

C.2. Proof of Theorem 6.

Proof. The entropy takes the form

$$(27) \quad \begin{aligned} S(\varrho_H) &= \tau \text{Tr}(H \varrho_H^\tau) + \log Z \\ &= \frac{\tau \sum_{i=1}^n \lambda_i \exp(-\tau \lambda_i)}{\sum_{i=1}^n \exp(-\tau \lambda_i)} + \log \left(\sum_{i=1}^n \exp(-\tau \lambda_i) \right). \end{aligned}$$

Since the matrix H is singular, we can extract a single zero eigenvalue. Hence the first part of the sum can be bounded as

$$(28) \quad \frac{\tau(n-1)\lambda_{n-1} \exp(-\tau \lambda_1)}{1 + (n-1) \exp(-\tau \lambda_{n-1})} \leq \tau \text{Tr}(H \varrho_H^\tau) \leq \frac{\tau(n-1)\lambda_1 \exp(-\tau \lambda_{n-1})}{1 + (n-1) \exp(-\tau \lambda_1)}$$

Both bounds converge to τc and hence $\tau \text{Tr}(H \varrho_H^\tau)$ as well converges to τc .

Similarly for $\log Z$ we have

$$(29) \quad \log(1 + (n-1) \exp(-\tau \lambda_1)) \leq \log Z \leq \log(1 + (n-1) \exp(-\tau \lambda_{n-1}))$$

or equivalently

$$(30) \quad \log \left(\frac{1}{n} + \frac{n-1}{n} \exp(-\tau \lambda_1) \right) \leq \log Z - \log n \leq \log \left(\frac{1}{n} + \frac{n-1}{n} \exp(-\tau \lambda_{n-1}) \right)$$

which implies $\log Z - \log n \rightarrow -\tau c$ as $n \rightarrow \infty$, which finishes the proof. \square

C.3. Proof of Theorem 7.

Proof. The entropy takes the form

$$(31) \quad \begin{aligned} S(\varrho_{H_n}) &= \tau \text{Tr}(H_n \varrho_{H_n}^\tau) + \log Z \\ &= \frac{\tau \sum_{i=1}^n \lambda_i \exp(-\tau \lambda_i)}{\sum_{i=1}^n \exp(-\tau \lambda_i)} + \log \left(\sum_{i=1}^n \exp(-\tau \lambda_i) \right). \end{aligned}$$

Since H_n matrix is singular, we can extract a single zero eigenvalue.

First we consider $\tau \text{Tr}(H_n \varrho_{H_n}^\tau)$. Since $x \exp(-x)$ is a decreasing function for $x > 1$ and since by assumption τ is constant and λ_{n-1} tends to infinity, we can bound

$$(32) \quad \begin{aligned} \tau \text{Tr}(H_n \varrho_{H_n}^\tau) &\leq \frac{\tau(n-1)\lambda_{n-1} \exp(-\tau \lambda_{n-1})}{1 + (n-1) \exp(-\tau \lambda_1)} \\ &\leq \tau(n-1)\lambda_{n-1} \exp(-\tau \lambda_{n-1}). \end{aligned}$$

Let $\lambda_{n-1} = \log(n)g(n)$, where $g(n) \gg 1$. Then

$$(33) \quad \tau(n-1)\lambda_{n-1} \exp(-\tau \lambda_{n-1}) = \tau(n-1) \log(n)g(n)n^{-\tau g(n)} \xrightarrow{n \rightarrow \infty} 0.$$

Now we bound

$$(34) \quad \log Z \leq \sum_{i=1}^{n-1} \exp(-\tau \lambda_i) \leq (n-1) \exp(-\tau \lambda_{n-1}).$$

If $\lambda_{n-1} \gg \log n$, then the formula above tends to 0. Since both $\tau \text{Tr}(H_n \varrho_{H_n}^\tau)$ and $\log Z$ converge to zero we have the result. \square

C.4. Proof of Theorem 10.

Proof. The entropy takes the form

$$(35) \quad \begin{aligned} S(\varrho_{H_n}) &= \tau \text{Tr}(H_n \varrho_{H_n}^\tau) + \log Z \\ &= \frac{\tau \sum_{i=1}^n \lambda_i \exp(-\tau \lambda_i)}{\sum_{i=1}^n \exp(-\tau \lambda_i)} + \log \left(\sum_{i=1}^n \exp(-\tau \lambda_i) \right). \end{aligned}$$

Since the matrix H_n is singular, we can extract single zero eigenvalue.

The $\log Z$ part can be bounded as

$$(36) \quad \begin{aligned} \log Z &\leq \log(1 + (n-1) \exp(-\tau \lambda_{n-1})) \\ &= \log(1 - n^{-\tau a} + n^{1-\tau a}), \end{aligned}$$

and

$$(37) \quad \begin{aligned} \log Z &\geq \log(1 + (n-1) \exp(-\tau \lambda_1)) \\ &= \log(1 - n^{-\tau b} + n^{1-\tau b}). \end{aligned}$$

Here behavior of $\log Z$ depends on τ parameter. If $\tau < \frac{1}{b}$, then $\log Z \geq (1 - \tau b) \log n + o(1)$ and $\log Z \leq (1 - \tau a) \log(n) + o(1)$. If $\tau > \frac{1}{a}$, then $\log Z$ converges to 0.

In the $\frac{1}{b} \leq \tau \leq \frac{1}{a}$ case we can provide partial results only. For $\tau = \frac{1}{b}$ we have $\log Z \geq \log 2 + o(1)$ and $\log Z \leq (1 - \frac{a}{b}) \log n + o(1)$. For $\tau = \frac{1}{a}$

we have $\log Z \leq \log 2 + o(1)$. For $\tau \in (\frac{1}{b}, \frac{1}{a})$ we can only provide $\log Z \leq (1 - \tau a) \log n + o(1)$.

Since H_n is a nonnegative matrix, we have $\tau \text{Tr}(H_n \varrho_{H_n}^\tau) \geq 0$. We can again provide simple bounds

$$\begin{aligned} \tau \text{Tr}(H_n \varrho_{H_n}^\tau) &\leq \frac{\tau(n-1)\lambda_{n-1} \exp(-\tau\lambda_{n-1})}{1 + (n-1) \exp(-\tau\lambda_1)} \\ (38) \quad &\leq \frac{\tau(n-1)a \log n \exp(-\tau a \log n)}{(n-1) \exp(-\tau b \log n)} \\ &= \tau a n^{\tau(b-a)} \log n, \end{aligned}$$

and similarly

$$\begin{aligned} \tau \text{Tr}(H_n \varrho_{H_n}^\tau) &\geq \frac{\tau(n-1)\lambda_1 \exp(-\tau\lambda_1)}{1 + (n-1) \exp(-\tau\lambda_{n-1})} \\ (39) \quad &\geq \frac{\tau(n-1)b \log n \exp(-\tau b \log n)}{n \exp(-\tau a \log n)} \\ &= \frac{n-1}{n} \tau b n^{\tau(a-b)} \log n. \end{aligned}$$

By combining the above inequalities we obtain the result. \square

C.5. Proof of Remark 14.

Proof. Let $\lambda_n(-A) < 0$ be the single outlying eigenvalue of the matrix $-A$. By the use of Theorem 3 from [19] we have the bound

$$(40) \quad |\lambda_i(A)| \leq \sqrt{8\omega_{\max} \log(\sqrt{2}n)}$$

for $i = 1, \dots, n-1$. From Lemma 1 we note that

$$(41) \quad S(\varrho_A) = S(\varrho_{-\lambda_n \mathbb{1} + A})$$

and therefore it suffices to consider the case of a shifted spectrum with single zero eigenvalue and where for all the other eigenvalues we have

$$(42) \quad \lambda_i(-\lambda_n \mathbb{1} + A) = \lambda_i(A) + \lambda_n(-A) \geq \tilde{d} - 2\sqrt{8\omega_{\max} \log(\sqrt{2}n)}.$$

Using the assumption on \tilde{d} , asymptotically we obtain $\lambda_i(-\lambda_n \mathbb{1} + A) \gg \log n$ for $i = 1, \dots, n-1$. Then we use Theorem 7. \square

APPENDIX D. ENTROPY OF SPECIFIC GRAPH CLASSES - PROOFS

The analytical spectra of all the graph classes discussed in this appendix are taken from [17].

D.1. Complete graph. The Laplacian matrix of the complete graph has a single eigenvalue equal to zero and $n-1$ eigenvalues equal to n . Therefore

$$\begin{aligned} (43) \quad S(\varrho_{L(K_n)}) &= \frac{\tau \sum_{i=1}^n \lambda_i \exp(-\tau \lambda_i)}{\sum_{i=1}^n \exp(-\tau \lambda_i)} + \log \left(\sum_{i=1}^n \exp(-\tau \lambda_i) \right) \\ &= n\tau \left(1 - \frac{1}{1 + (n-1) \exp(-n\tau)} \right) + \log(1 + (n-1) \exp(-n\tau)) \\ &= o(1). \end{aligned}$$

As the complete graph is a regular graph, then from Proposition 3 we have $S(\varrho_{L(K_n)}) = S(\varrho_{A(K_n)})$. In the case of normalized Laplacian we use the fact that the complete graph is a $(n-1)$ -regular graph. Therefore the spectrum of the normalized Laplacian consists of $n-1$ eigenvalues equal to $\frac{n}{n-1}$ and a single eigenvalue equal to 0. Therefore we calculate

$$(44) \quad \begin{aligned} S(\varrho_{L(K_n)}) &= \tau \frac{n \exp\left(-\tau \frac{n}{n-1}\right)}{1 + (n-1) \exp\left(-\tau \frac{n}{n-1}\right)} + \log\left(1 + (n-1) \exp\left(-\tau \frac{n}{n-1}\right)\right) \\ &= \log n - o(1). \end{aligned}$$

D.2. Complete bipartite graph. Now we study entropy of the complete bipartite graph. Let us set $|V| = n_1$ and $|W| = n_2$. The spectrum of the adjacency matrix of such a complete bipartite graph K_{n_1, n_2} consists of $n_1 + n_2 - 2$ zero eigenvalues and $\pm\sqrt{n_1 n_2}$. Therefore we have

$$(45) \quad \begin{aligned} S(\varrho_{A(K_{n_1, n_2})}) &= \tau \sqrt{n_1 n_2} \left(1 - \frac{2 \exp(\tau \sqrt{n_1 n_2}) + n_1 + n_2 - 2}{\exp(-\tau \sqrt{n_1 n_2}) + \exp(\tau \sqrt{n_1 n_2}) + n_1 + n_2 - 2}\right) \\ &\quad + \tau \sqrt{n_1 n_2} + \log\left(1 + \exp(-2\tau \sqrt{n_1 n_2}) + \frac{n_1 + n_2 - 2}{\exp(\tau \sqrt{n_1 n_2})}\right) = o(1). \end{aligned}$$

The spectrum of Laplacian of the complete bipartite graph consists of a single 0 eigenvalue, $n_1 - 1$ eigenvalues equal n_2 , $n_2 - 1$ eigenvalues equal n_1 and a single $n_1 + n_2$ eigenvalue. Now we assume $n_1 = n_2$ and calculate

$$(46) \quad \begin{aligned} S(\varrho_{L(K_{n_1, n_1})}) &= \tau n_1 \left(1 - \frac{1 - \exp(-2\tau n_1)}{1 + 2(n_1 - 1) \exp(-\tau n_1) + \exp(-2\tau n_1)}\right) \\ &\quad + \log(1 + 2(n_1 - 1) \exp(-\tau n_1) + \exp(-2\tau n_1)) = o(1). \end{aligned}$$

Assuming $n_2 = 1$ we obtain

$$(47) \quad \begin{aligned} S(\varrho_{L(K_{n_1, 1})}) &= \tau \left(1 - \frac{1 - n_1 \exp(-\tau(n_1 + 1))}{1 + (n_1 - 1) \exp(-\tau) + \exp(-\tau(n_1 + 1))}\right) \\ &\quad + \log(1 + n_1 \exp(-\tau) - \exp(-\tau) + \exp(-\tau(n_1 + 1))) \\ &= \log(n_1 + 1) - o(1). \end{aligned}$$

Eigenvalues of a normalized Laplacian of a K_{n_1, n_1} graph consist of single eigenvalues equal 0 and 2, and $2n_1 - 2$ eigenvalues equal 1. Therefore

$$(48) \quad \begin{aligned} S(\varrho_{L(K_{n_1, n_1})}) &= \tau \left(1 - \frac{1 - \exp(-2\tau)}{1 + (2n_1 - 2) \exp(-\tau) + \exp(-2\tau)}\right) \\ &\quad + \log(1 + (2n_1 - 2) \exp(-\tau) + \exp(-2\tau)) \\ &= \log(2n_1) - o(1). \end{aligned}$$

Eigenvalues of a normalized Laplacian of a star graph $K_{n_1, 1}$ consist of a single 0 eigenvalue, $n_1 - 1$ eigenvalues equal 1 and a single eigenvalue equal

2. Thus we have

$$(49) \quad \begin{aligned} S\left(\varrho_{\mathcal{L}(K_{n_1,1})}\right) &= \tau \left(1 - \frac{1 - \exp(-2\tau)}{1 + \exp(-2\tau) + (n_1 - 1)\exp(-\tau)} \right) \\ &\quad + \log(1 + \exp(-2\tau) + (n_1 - 1)\exp(-\tau)) \\ &= \log(n_1 + 1) - o(1). \end{aligned}$$

D.3. Cycle graph. Now we consider the cycle graph. We will prove Eq. (12) from the main part of the article. The eigenvalues of the adjacency matrix of the cycle C_n take the form $\lambda_j = 2 \cos\left(\frac{2\pi j}{n}\right)$ for $j = 0, \dots, n-1$. Let $N_{\tau,n,j} := \exp\left(-2\tau \cos\left(\frac{2\pi j}{n}\right)\right)$. Then

$$(50) \quad \begin{aligned} S(\varrho_{A(C_n)}) &= 2\tau \frac{\sum_{j=0}^{n-1} \cos\left(\frac{2\pi j}{n}\right) N_{\tau,n,j}}{\sum_{j=0}^{n-1} N_{\tau,n,j}} + \log\left(\sum_{j=0}^{n-1} N_{\tau,n,j}\right) \\ &= 2\tau \frac{\frac{1}{n} \sum_{j=0}^{n-1} \cos\left(\frac{2\pi j}{n}\right) N_{\tau,n,j}}{\frac{1}{n} \sum_{j=0}^{n-1} N_{\tau,n,j}} + \log\left(n \frac{1}{n} \sum_{j=0}^{n-1} N_{\tau,n,j}\right) \\ &= 2\tau \frac{\frac{1}{n} \sum_{j=0}^{n-1} \cos\left(\frac{2\pi j}{n}\right) N_{\tau,n,j}}{\frac{1}{n} \sum_{j=0}^{n-1} N_{\tau,n,j}} + \log\left(\frac{1}{n} \sum_{j=0}^{n-1} N_{\tau,n,j}\right) + \log n. \end{aligned}$$

Now let us denote $x_j := \frac{j}{n}$. We calculate

$$(51) \quad \begin{aligned} \frac{1}{n} \sum_{j=0}^{n-1} N_{\tau,n,j} &= \sum_{j=0}^{n-1} \frac{1}{n} \exp(-2\tau \cos(2\pi x_j)) \\ &\xrightarrow{n \rightarrow \infty} \int_0^1 \exp(-2\tau \cos(2\pi x)) dx = I_0(2\tau), \end{aligned}$$

where $I_\alpha(x)$ is the modified Bessel function of the first kind. Analogously we obtain

$$(52) \quad \begin{aligned} \frac{1}{n} \sum_{j=0}^{n-1} \cos(2\pi x_j) N_{\tau,n,j} &= \sum_{j=0}^{n-1} \frac{1}{n} \cos(2\pi x_j) \exp(-2\tau \cos(2\pi x_j)) \\ &\xrightarrow{n \rightarrow \infty} \int_0^1 \cos(2\pi x) \exp(-2\tau \cos(2\pi x)) dx = -I_1(2\tau). \end{aligned}$$

Summing up, as

$$(53) \quad \begin{aligned} &2\tau \frac{\frac{1}{n} \sum_{j=0}^{n-1} \cos\left(\frac{2\pi j}{n}\right) N_{\tau,n,j}}{\frac{1}{n} \sum_{j=0}^{n-1} N_{\tau,n,j}} + \log\left(\frac{1}{n} \sum_{j=0}^{n-1} N_{\tau,n,j}\right) \\ &\xrightarrow{n \rightarrow \infty} 2\tau \frac{-I_1(2\tau)}{I_0(2\tau)} + \log(I_0(2\tau)), \end{aligned}$$

then for fixed τ we have

$$(54) \quad S(\varrho_{A(C_n)}) = \log n - 2\tau \frac{I_1(2\tau)}{I_0(2\tau)} + \log(I_0(2\tau)) + o(1).$$

As a cycle is a 2-regular graph, then from Proposition 3 we have that the same result will be obtained for the Laplacian matrix of a cycle.

To see why Eq. (13) from the main part of the article holds we note that as a cycle is a 2-regular graph, then $\mathcal{L}(C_n) = \frac{1}{2}L(C_n)$. Therefore it suffices to follow the proof of Eq. (12) from the main part of the article knowing that the eigenvalues of the normalized Laplacian are $\lambda_j = 1 - \cos(\frac{2\pi j}{n})$ for $j = 0, \dots, n - 1$.