
ANCHOR & TRANSFORM: Learning Sparse Representations of Discrete Objects

Paul Pu Liang^{*♡}, Manzil Zaheer[♡], Yuan Wang[♡], Amr Ahmed[♡]

^{*}Carnegie Mellon University, [♡]Google Research
 pli@cs.cmu.edu, {manzilzaheer, yuanwang, amr}@google.com

Abstract

Learning continuous representations of discrete objects such as text, users, movies, and URLs lies at the heart of many applications including language and user modeling. When using discrete objects as input to neural networks, we often ignore the underlying structures (e.g. natural groupings and similarities) and embed the objects independently into individual vectors. As a result, existing methods do not scale to large vocabulary sizes. In this paper, we design an efficient embedding algorithm that learns a small set of anchor embeddings and a sparse transformation matrix. We call our method ANCHOR & TRANSFORM (ANT) as the embeddings of discrete objects are a sparse linear combination of the anchors, weighted according to the transformation matrix. ANT is scalable, flexible, end-to-end trainable, and allows the user to incorporate domain knowledge about object relationships. We further provide a statistical interpretation of our algorithm as a Bayesian non-parametric prior for embeddings that encourages sparsity and leverages natural groupings among objects. By deriving an approximate inference algorithm based on Small Variance Asymptotics, we obtain a simple and natural extension that automatically learns the optimal number of anchors instead of having to tune it as a hyperparameter. On text classification, language modeling, and movie recommendation benchmarks, ANT demonstrates stronger performance with fewer parameters as compared to existing compression baselines.

1 Introduction

Most machine learning models, including neural networks, operate on vector spaces. Therefore, when working with discrete objects such as text, we must define a method of converting objects into vectors. The standard way to map objects to continuous representations involves: 1) defining the *vocabulary* $V = \{v_1, \dots, v_{|V|}\}$ as the set of all objects, and 2) learning a $|V| \times d$ *embedding matrix* that defines a d dimensional continuous representation for each object. This method has two main shortcomings. Firstly, when $|V|$ is large (e.g. million of words/users/URLs), this embedding matrix does not scale elegantly and may constitute up to 80% of all trainable parameters [38]. Secondly, despite being discrete, these objects usually have underlying structures such as natural groupings and similarities among them. Assigning each object to an individual vector assumes independence and foregoes opportunities for statistical strength sharing. As a result, there has been a large amount of interest in learning *sparse interdependent representations* of discrete objects rather than the full embedding matrix for cheaper training, storage, and inference.

In this paper, we propose a general method to learn sparse representations that uses a global set of vectors, which we call the *anchors*, and expresses the embeddings of discrete objects as a *sparse linear combination* of these anchors, as shown in Figure 1. One can consider these anchors to represent latent topics or concepts. Therefore, we call the resulting method ANCHOR & TRANSFORM (ANT). We derive a simple optimization objective which learns these anchors and sparse transformations in an

^{*}work done during an internship at Google.

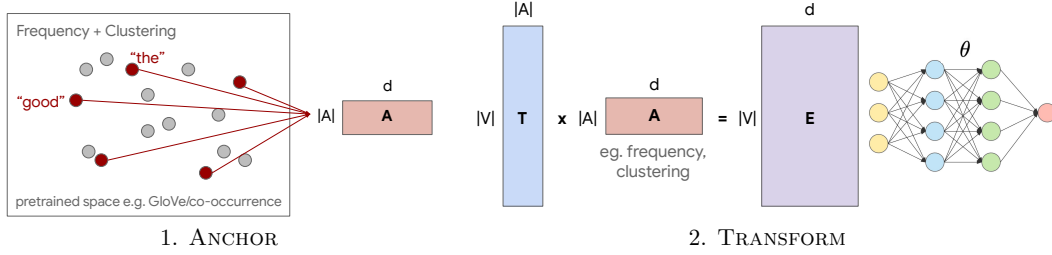


Figure 1: ANCHOR & TRANSFORM (ANT) consists of two components: 1) ANCHOR: Learn embeddings \mathbf{A} of a small set of anchor vectors $A = \{a_1, \dots, a_{|A|}\}$, $|A| \ll |V|$ that are *representative* of all discrete objects, and 2) TRANSFORM: Learn a sparse transformation \mathbf{T} from the anchors to the full embedding matrix \mathbf{E} . \mathbf{A} and \mathbf{T} are trained end-to-end for specific tasks. ANT is scalable, flexible, and allows the user to easily incorporate domain knowledge about object relationships. We further derive a Bayesian nonparametric view of ANT that yields an extension NBANT which automatically tunes $|A|$ to achieve a balance between performance and compression.

end-to-end manner. ANT is scalable, flexible, and allows the user flexibility in defining these anchors and adding more constraints on the transformations, possibly in a domain/task specific manner.

We further provide a statistical interpretation of our algorithm as a Bayesian nonparametric (BNP) prior for neural embeddings that encourages sparsity and leverages natural groupings among objects. Specifically, we show its equivalence to a Indian Buffet Process (IBP; [27]) prior for embedding matrices. In the IBP, an object embedding (customer) is a linear combination of a few anchors (dishes), thereby enabling statistical strength sharing between embeddings through the anchors and making the learned embeddings sparse and interpretable. While such BNP priors have proven to be a flexible tools in graphical models to encourage hierarchies [71], sparsity [41], and other structural constraints [65], these inference methods are usually complex, hand designed for each setup, and non-differentiable. We show how to integrate IBP priors for embeddings with neural representation learning for desirable sparsity properties. Our theory leads to practical insights - by asymptotically analyzing the likelihood of our model in the small variance limit using Small Variance Asymptotics (SVA; [64]), we obtain a natural extension, NBANT, that automatically learns the optimal number of anchors to achieve a balance between performance and compression instead of having to tune it as a hyperparameter. We show the effectiveness of ANT on text classification, language modeling, and movie recommendation. ANT achieves better performance with fewer parameters as compared to existing embedding compression baselines.

2 Related Work

Learning sparse representations of discrete structures falls into the following three categories:

Matrix compression techniques such as low rank approximations [1, 50, 26], quantizing [31], pruning [74, 23, 3], or hashing [29, 20, 62] have been applied to embedding matrices. However, these methods do not allow integration of domain knowledge about object relationships. Furthermore, their generality implies that they are complementary and can be combined with our method.

Reducing representation size: These methods reduce the dimension d for different objects. [19] divides the embedding into buckets which are assigned to objects in order of importance, [37] learns d by solving a discrete optimization problem with reinforcement learning (RL), and [9] reduces dimensions for rarer words. These methods resort to RL or are difficult to tune with many hyperparameters. Each object is also modeled independently without information sharing.

Task specific methods include learning representations of only common words for language modeling [48, 21], and vocabulary selection for text classification [18]. Other methods reconstruct pre-trained embeddings using codebook learning [68, 17] or low rank tensors [67]. However, these methods cannot learn representations for general tasks. For example, methods that only model a subset of objects cannot be used for retrieval because it would never retrieve the dropped objects. Rare objects might be highly relevant to a few users so it might not be ideal to completely ignore them. Similarly, task-specific methods such as subword [13] and wordpiece [75] embeddings, while useful for text, do not generalize to general objects and applications such as item and query retrieval.

3 ANCHOR & TRANSFORM

Suppose we are presented with data $\mathbf{X} \in V^N$, $\mathbf{Y} \in \mathbb{R}^{N \times c}$ drawn from some joint distribution $p(x, y)$, where the support of x is over a discrete set V (the vocabulary) and N is the size of the training set. The entries in \mathbf{Y} can be either discrete (classification) or continuous (regression). The goal is to learn a d -dimensional *representation* $\{e_1, \dots, e_{|V|}\}$ for each object by learning an embedding matrix

$\mathbf{E} \in \mathbb{R}^{|V| \times d}$ where row i is the representation \mathbf{e}_i of object i . A model f_θ with parameters θ is then used to predict y , i.e. $\hat{y}_i = f_\theta(x_i; \mathbf{E}) = f_\theta(\mathbf{E}[x_i])$.

At a high level, to encourage statistical sharing between objects, we assume that the embedding of each object is obtained by linearly superimposing a small set of anchor objects. For example, when the objects considered are words, the anchors may represent latent abstract concepts (of unknown cardinality) and each word is a weighted mixture of different concepts. More generally, the model assumes that there are some unknown number of anchors, $A = \{\mathbf{a}_1, \dots, \mathbf{a}_{|A|}\}$. The embedding \mathbf{e}_i for object i is generated by first choosing whether the object possesses each anchor $\mathbf{a}_k \in \mathbb{R}^d$. The selected anchors then each contribute some weight to the representation of object i . Therefore, instead of learning the large embedding matrix \mathbf{E} directly, ANT consists of two components:

1) **ANCHOR**: Learn embeddings $\mathbf{A} \in \mathbb{R}^{|A| \times d}$ of a small set of anchor objects $A = \{\mathbf{a}_1, \dots, \mathbf{a}_{|A|}\}$, $|A| \ll |V|$ that are *representative* of all discrete objects.

2) **TRANSFORM**: Learn a sparse transformation \mathbf{T} from \mathbf{A} to \mathbf{E} . Each of the discrete objects is *induced* by some transformation from (a few) anchor objects. To ensure sparsity, we want $\text{nnz}(\mathbf{T}) \ll |V| \times d$.

\mathbf{A} and \mathbf{T} are trained end-to-end for task specific representations. To enforce sparsity, we use an ℓ_1 penalty on \mathbf{T} and constraint its domain to be non-negative to reduce redundancy in transformations (positive and negative entries canceling out).

Algorithm 1 ANCHOR & TRANSFORM algorithm for learning sparse representations of discrete objects.

ANCHOR & TRANSFORM:

- 1: Anchor: initialize anchor embeddings \mathbf{A} .
 - 2: Transform: initialize \mathbf{T} as a *sparse matrix*.
 - 3: Optionally + domain info: initialize domain sparsity matrix $\mathbf{S}(G)$ as a *sparse matrix*.
 - 4: **for** each batch (\mathbf{X}, \mathbf{Y}) **do**
 - 5: Compute loss $\mathcal{L} = \sum_i D_\phi(y_i, f_\theta(x_i; \mathbf{T}\mathbf{A}))$
 - 6: $\mathbf{A}, \mathbf{T}, \theta = \text{UPDATE}(\nabla \mathcal{L}, \eta)$.
 - 7: $\mathbf{T} = \max\{(\mathbf{T} - \eta\lambda_2) \odot \mathbf{S}(G) + \mathbf{T} \odot (\mathbf{1} - \mathbf{S}(G)), 0\}$.
 - 8: **end for**
 - 9: **return** anchor embeddings \mathbf{A} and transformations \mathbf{T} .
-

$$\min_{\mathbf{T} \geq 0, \mathbf{A}, \theta} \sum_i D_\phi(y_i, f_\theta(x_i; \mathbf{T}\mathbf{A})) + \lambda_2 \|\mathbf{T}\|_1, \quad (1)$$

where D_ϕ is a suitable Bregman divergence between predicted and true labels, and $\|\mathbf{T}\|_1$ denotes the sum of absolute values. Most deep learning frameworks would directly use subgradient descent to solve eq (1), but unfortunately, such an approach will not yield sparsity. Instead, we perform optimization by proximal gradient descent (rather than approximate subgradient methods) to ensure exact zero entries in \mathbf{T} :

$$\mathbf{A}^{t+1}, \mathbf{T}^{t+1}, \theta^{t+1} = \text{UPDATE}\left(\nabla \sum_i D_\phi(y_i, f_\theta(x_i; \mathbf{T}^t \mathbf{A}^t)), \eta\right), \quad (2)$$

$$\mathbf{T}^{t+1} = \text{PROX}_{\eta\lambda_2}(\mathbf{T}^{t+1}) = \max(\mathbf{T}^{t+1} - \eta\lambda_2, 0), \quad (3)$$

where η is the learning rate, and UPDATE is a gradient update rule (e.g. SGD [43], ADAM [40], YOGI [76]). $\text{PROX}_{\eta\lambda_2}$ is a composition of two proximal operators: 1) soft-thresholding [11] at $\eta\lambda_2$ which results from subgradient descent on $\lambda_2 \|\mathbf{T}\|_1$, and 2) $\max(\cdot, 0)$ due to the non-negative domain for \mathbf{T} . We implement this proximal operator on top of the YOGI optimizer for our experiments.

Together, equations (2) and (3) give us an iterative process for end-to-end learning of \mathbf{A} and \mathbf{T} along with θ for specific tasks (Algorithm 1). \mathbf{T} is implemented as a *sparse matrix* by only storing its non-zero entries and indices. Since $\text{nnz}(\mathbf{T}) \ll |V| \times d$, this makes storage of \mathbf{T} extremely efficient as compared to traditional approaches of computing the entire $|V| \times d$ embedding matrix. We also provide implementation tips to further speedup training and ways to incorporate ANT with existing speedup techniques like softmax sampling [53] or noise-contrastive estimation [55] in Appendix G. After training, we only store $|A| \times d + \text{nnz}(\mathbf{T}) \ll |V| \times d$ entries that define the complete embedding matrix, thereby using fewer parameters than the traditional $|V| \times d$ matrix. General purpose matrix compression techniques such as hashing [62], pruning [23], and quantizing [31] are compatible with our method: the matrices \mathbf{A} and $\text{nnz}(\mathbf{T})$ can be further compressed and stored.

We first discuss practical methods for anchor selection (§3.1) before describing how to incorporate domain knowledge (§3.2). We also provide a statistical interpretation of ANT as a sparsity promoting generative process using an IBP prior and derive approximate inference based on SVA (§3.3). This gives rise to a nonparametric version of ANT that automatically learns the optimal number of anchors.

3.1 ANCHOR: Selecting the Anchors A

Inspired by research integrating initialization strategies based on clustering [72] and Coresets [7] with Bayesian nonparametrics, we describe several practical methods to select anchor objects that are most representative of all objects (refer to Appendix D for a comparison of initialization strategies.).

Frequency and TF-IDF: For tasks where frequency or TF-IDF [63] are useful for prediction, the objects can simply be sorted by frequency and the most common objects selected as the anchor points. While this might make sense for tasks such as language modeling [48, 21], choosing the most frequent objects might not cover rare objects that are not well represented by common anchors.

Clustering: To ensure that all objects are close to some anchor, we use k -means++ initialization [4]. Given a feature space representative of the relationships between objects, such as GloVe [59] for words or a co-occurrence matrix [33] for more general objects, k -means++ initialization picks cluster centers to span the entire space. This can be used to augment other strategies, such as initializing anchors using frequency followed by clustering to complete the remaining anchors (see Figure 2).

Random basis vectors: Initialize A to a set of random basis vectors. This simple yet powerful method captures the case where we have less knowledge about the objects (i.e. without access to any pretrained representation/similarity space).

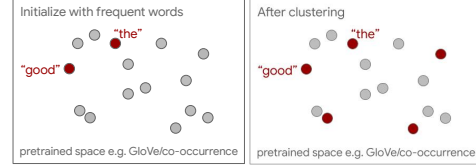


Figure 2: An illustration of initialization strategies for anchors combining ideas from frequency and k -means++ clustering initialization. Clustering initialization picks anchors to span the space of all objects after frequent objects have been selected.

3.2 Incorporating Domain Knowledge

ANT also allows incorporating *domain knowledge* about object relationships. Suppose we are given some relationship graph $G = (V, E)$ where each object is a vertex $v \in V$ and an edge $(u, v) \in E$ exists between objects u and v if they are related. Real-world instantiations of such a graph include 1) WordNet [54] or ConceptNet [47] for semantic relations between words, 2) word co-occurrence matrices [33], and 3) Movie Clustering datasets [45]. From these graphs, we extract related positive pairs $\mathbf{P} = \{(u, v) \in E\}$ and unrelated negative pairs $\mathbf{N} = \{(u, v) \notin E\}$. We incorporate domain information as follows:

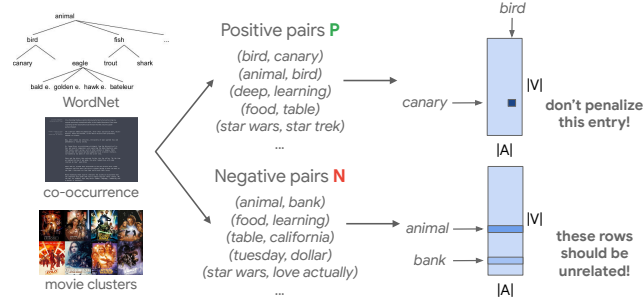


Figure 3: Incorporating domain knowledge into ANT given object relationship graphs (left) with extracted positive pairs \mathbf{P} and negative pairs \mathbf{N} . Transformations between negative (unrelated) pairs are sparsely ℓ_1 -penalized while those between positive (related) pairs are not. The linear transformation coefficients \mathbf{t}_u and \mathbf{t}_v of negative pairs (u, v) are also discouraged from sharing similar entries.

Positive pairs: To incorporate a positive pair (u, v) , we *do not* enforce sparsity on $\mathbf{T}_{u,v}$. This allows ANT to freely learn the transformation between related objects u and v without being penalized for sparsity. On the other hand, transformations between negative pairs will be sparsely penalized. In other words, before computing the ℓ_1 -penalty, we element-wise multiply \mathbf{T} with a *domain sparsity matrix* $\mathbf{S}(G)$ where $\mathbf{S}(G)_{u,v} = 0$ for $(u, v) \in \mathbf{P}$ (entries not ℓ_1 -penalized) and $\mathbf{S}(G)_{u,v} = 1$ otherwise (entries are ℓ_1 -penalized), resulting in the following modified objective:

$$\min_{\mathbf{T} \geq 0, \mathbf{A}, \theta} \sum_i D_\phi(y_i, f_\theta(x_i, \mathbf{T}\mathbf{A})) + \lambda_2 \|\mathbf{T} \odot \mathbf{S}(G)\|_1. \quad (4)$$

Since we perform proximal GD, this is equivalent to only soft-thresholding the entries between unrelated objects, i.e. $\mathbf{T} = \max\{(\mathbf{T} - \eta\lambda_2) \odot \mathbf{S}(G) + \mathbf{T} \odot (\mathbf{1} - \mathbf{S}(G)), 0\}$. Note that this strategy is applicable when anchors are selected using the frequency method.

Negative pairs: For negative pairs, we add an additional constraint that unrelated pairs should not share entries in their linear combination coefficients of the anchor embeddings. In other words, we add the loss term $\mathcal{L}(\mathbf{T}, \mathbf{N}) = \sum_{(u,v) \in \mathbf{N}} |\mathbf{t}_u|^\top |\mathbf{t}_v|$ to the loss in eq (1), where each inner sum discourages \mathbf{t}_u and \mathbf{t}_v from sharing similar entries. This strategy can be used regardless of the way anchors are selected.

3.3 Statistical Interpretation as a Bayesian Nonparametric Prior

To provide a statistical interpretation of ANT, we first analyze a generative process for discrete representations that is consistent with our algorithm. Given a set of anchors, $A = \{\mathbf{a}_1, \dots, \mathbf{a}_{|A|}\}$, we use a binary latent variable $z_{ik} \in \{0, 1\}$ to indicate whether object i possesses anchor k and a positive latent variable $w_{ik} \in \mathbb{R}_{\geq 0}$ to denote the weight that anchor k contributes towards object i . Therefore, the representation \mathbf{e}_i is given by $\mathbf{e}_i = \sum_k w_{ik} z_{ik} \mathbf{a}_k$. Ideally, we want the vector \mathbf{z}_i to be sparse for efficient learning and storage. More formally, suppose there are $K := |A|$ anchors, then:

- $\mathbf{Z} \in \mathbb{R}^{|V| \times K} \sim \text{IBP}(a, b)$; $\mathbf{A} \in \mathbb{R}^{K \times d} \sim P(\mathbf{A}) = \mathcal{N}(0, 1)$; $\mathbf{W} \in \mathbb{R}^{|V| \times K} \sim P(\mathbf{W}) = \text{Exp}(1)$
- for $i = 1, \dots, N$
 - $\hat{y}_i = f_\theta(x_i; (\mathbf{Z} \circ \mathbf{W})\mathbf{A})$
 - $y_i \sim p(y_i | x_i; \mathbf{Z}, \mathbf{W}, \mathbf{A}) = \exp\{-D_\phi(y_i, \hat{y}_i)\} b_\phi(y_i)$

In this generative process, the selection matrix \mathbf{Z} follows a two-parameter Indian Buffet Process (IBP; [27]) prior [24]. Not only does this BNP prior allow for a potentially infinite number of anchors, but it also encourages each object to only select a small subset of anchors, resulting in a sparse \mathbf{z}_i (see Appendix A for details). We place a standard Gaussian prior on the continuous anchors embeddings \mathbf{a}_k and an exponential prior on the weights \mathbf{W} which give the actual non-negative transformation weights for the non-zero entries defined in \mathbf{Z} . $\mathbf{E} = (\mathbf{Z} \circ \mathbf{W})\mathbf{A}$ is the final embedding learnt by our model which represents a d -dimensional continuous *representation* $\{\mathbf{e}_1, \dots, \mathbf{e}_{|V|}\}$ for each discrete object where row i is the representation \mathbf{e}_i of object i . Finally, a neural model f_θ with parameters θ is used to predict y_i given the embedded representations, i.e. $\hat{y}_i = f_\theta(x_i; (\mathbf{Z} \circ \mathbf{W})\mathbf{A}) = f_\theta((\mathbf{Z} \circ \mathbf{W})\mathbf{A}[x_i])$.

Likelihood Model/Loss: We assume that the final emission model $y_i | \hat{y}_i$ belongs to the exponential family. Since exponential family distributions have a corresponding Bregman divergence ([10]; see Appendix C for common examples), we choose $D_\phi(y_i, \hat{y}_i)$ as the corresponding Bregman divergence between predicted labels and true labels. Appropriate choices for D_ϕ recover cross-entropy and MSE losses. $b_\phi(y_i)$ does not depend on any learnable parameter or variable and can be ignored.

Joint likelihood: Under the generative model as defined above, the joint likelihood is given by:

$$\begin{aligned} \log p(\mathbf{Y}, \mathbf{Z}, \mathbf{W}, \mathbf{A} | \mathbf{X}) &\propto \sum_i \log p(y_i | x_i; \mathbf{Z}, \mathbf{W}, \mathbf{A}) + \log p(\mathbf{Z}) + \log p(\mathbf{W}) + \log p(\mathbf{A}) \\ &= \sum_i \{-D_\phi(y_i, f_\theta(x_i; (\mathbf{Z} \circ \mathbf{W})\mathbf{A})) + \log b_\phi(y_i)\} + \log p(\mathbf{Z}) + \log p(\mathbf{W}) + \log p(\mathbf{A}). \end{aligned}$$

However, calculating the posterior or MAP estimate is hard, especially due to the presence of the non-linear deep network f_θ . Approximate inference methods such as MCMC, variational inference, or probabilistic programming would be computationally and statistically inefficient since it would involve sampling, evaluating, or training the model multiple times. To tackle this problem, we perform approximate inference via Small Variance Asymptotics (SVA), which capture the benefits of rich latent-variable models while providing a framework for scalable optimization [36, 66, 15].

Approximate Inference via SVA: To use SVA, we introduce a scaling variable β and shrink the variance of the emission probability by taking $\beta \rightarrow \infty$. The scaled probability emission becomes

$$p(y_i | x_i; \mathbf{Z}, \mathbf{W}, \mathbf{A}) = \exp\{-\beta D_\phi(y_i, \hat{y}_i)\} b_{\beta\phi}(y_i). \quad (5)$$

Following [15], we modulate the number of features in the large- β limit by choosing constants $\lambda_1 > \lambda_2 > 0$ and setting the IBP hyperparameters $a = \exp(-\beta\lambda_1)$ and $b = \exp(\beta\lambda_2)$. This prevents a limiting objective function that favors a trivial cluster assignment (every data point assigned to its own separate feature). Maximizing the asymptotic joint likelihood (after taking limits, i.e. $\lim_{\beta \rightarrow \infty} \frac{1}{\beta} \log p(\mathbf{Y}, \mathbf{Z}, \mathbf{W}, \mathbf{A} | \mathbf{X})$) results in the following objective function:

$$\min_{\mathbf{T} \geq 0, \mathbf{A}, \theta, K} \sum_i D_\phi(y_i, f_\theta(x_i; \mathbf{T}\mathbf{A})) + \lambda_2 \|\mathbf{T}\|_0 + (\lambda_1 - \lambda_2)K, \quad (6)$$

where we have combined the variables \mathbf{Z} and \mathbf{W} with their constraints into one variable \mathbf{T} . The exponential prior for \mathbf{W} results in a non-negative domain for \mathbf{T} . Please refer to Appendix B for derivations. Note that eq (6) suggests a natural objective function in learning representations that minimize the prediction loss $D_\phi(y_i, f_\theta(x_i; \mathbf{T}\mathbf{A}))$ while ensuring sparsity of \mathbf{T} as measured by the ℓ_0 -norm and using as few anchors as possible (K). Therefore, optimizing eq (6) gives rise to a nonparametric version of ANT, which we call NBANT, that automatically learns the optimal number of anchors. To perform optimization over the number of anchors, our algorithm starts with a small $|A| = 10$ and either adds anchors (i.e. adding a new row to \mathbf{A} and a new column to \mathbf{T}) or deletes anchors to minimize eq (6) at every epoch depending on the trend of the objective evaluated on validation set. We outline the exact algorithm in Appendix F along with more implementation details.

Table 1: Text classification results on AG-News. Domain knowledge is derived from WordNet and co-occurrence statistics. Our approach with different initializations and domain knowledge achieves within 0.5% accuracy with 40× fewer parameters, outperforming the published compression baselines. Init: initialization method, Acc: accuracy, # Emb: number of (non-zero) embedding parameters.

Method	$ A $	Init A	Sparse \mathbf{T}	$\mathbf{T} \geq 0$	Domain	Acc (%)	# Emb (M)
CNN [77]	61,673	All	✗	✗	✗	91.6	15.87
FREQUENCY [18]	5,000	Frequency	✗	✗	✗	91.0	1.28
TF-IDF [18]	5,000	TF-IDF	✗	✗	✗	91.0	1.28
GL [18]	4,000	Group lasso	✗	✗	✗	91.0	1.02
VVD [18]	3,000	Var dropout	✗	✗	✗	91.0	0.77
SPARSEVD [22]	5,700	Mult weights	✗	✗	✗	88.8	1.72
SPARSEVD-VOC [22]	2,400	Mult weights	✗	✗	✗	89.2	0.73
SPARSE CODE [21]	100	Frequency	✓	✗	✗	89.5	2.03
ANT	50	Frequency	✓	✓	✗	89.5	1.01
	10	Frequency	✓	✓	✓	91.0	0.40
	10	Random	✓	✓	✓	90.5	0.40

Analogously, we can derive the finite case objective function for a fixed number of anchors K :

$$\min_{\mathbf{T} \geq 0, \mathbf{A}, \theta} \sum_i D_\phi(y_i, f_\theta(x_i; \mathbf{TA})) + \lambda_2 \|\mathbf{T}\|_0, \quad (7)$$

which, together with a ℓ_1 penalty on \mathbf{T} as a convex relaxation for the ℓ_0 penalty, recovers the objective function in eq (1). The solution for this finite version along with K yields the Pareto front. Different values of λ_1 in eq (6) can be used for model selection along the front as elucidated in Appendix K.

4 Experiments

To evaluate ANT, we experiment on text classification, language modeling, and movie recommendation tasks. Experimental details are in Appendix I and full results are in Appendix J.

4.1 Text Classification

Setup: We follow the setting in [18] with four datasets: AG-News ($V = 62\text{K}$) [77], DBPedia ($V = 563\text{K}$) [44], Sogou-News ($V = 254\text{K}$) [77], and Yelp-review ($V = 253\text{K}$) [77]. We use a CNN for classification [39]. ANT is used to replace the input embedding and domain knowledge is derived from WordNet and co-occurrence in the training set. We record test accuracy and number of parameters used in the embedding only. For ANT, num params is computed as $|A| \times d + \text{nnz}(\mathbf{T})$.

Baselines: On top of the CNN architecture, we compare to the following compression approaches. Vocabulary selection methods: 1) **FREQUENCY** where only embeddings for most frequent words are learnt [48, 21], 2) **TF-IDF** which only learns embeddings for words with high TF-IDF score [63], 3) **GL** (group lasso) which aims to find underlying sparse structures in the embedding matrix via row-wise ℓ_2 regularization [58, 46, 74], 4) **VVD** (variational vocabulary dropout) which performs variational dropout for vocabulary selection [18]. We also compare to 5) **SPARSEVD** (sparse variational dropout) which performs variational dropout on all parameters [22], 6) **SPARSEVD-VOC** which uses multiplicative weights for vocabulary sparsification [22], and 7) a **SPARSE CODE** model that learns a sparse code to reconstruct pretrained word representations [21]. All CNN architectures are the same for all baselines with details in Appendix I.1.

Results on AG-News are in Table 1 and results for other datasets are in Appendix J.1. We observe that restricting $\mathbf{T} \geq 0$ using an exponential prior is important in reducing redundancy in the entries. Domain knowledge from WordNet and co-occurrence also succeeded in reducing the total (non-zero) embedding parameters to 0.40M, a compression of 40× and outperforming the existing approaches.

4.2 Language Modeling

Setup: We perform experiments on word-level Penn Treebank (PTB) ($V = 10\text{K}$) [49] and WikiText-103 ($V = 267\text{K}$) [52] with LSTM [35] and AWD-LSTM [51]. We use ANT as the input embedding tied to the output embedding. Domain knowledge is derived from WordNet and co-occurrence on the training set. We record the test perplexity and the number of (non-zero) embedding parameters.

Baselines: We compare to **SPARSEVD** and **SPARSEVD-VOC**, as well as low-rank (**LR**) and tensor-train (**TT**) model compression techniques [26]. Note that the application of variational vocabulary selection to language modeling with tied weights is non-trivial since one is unable to predict next words when words are dynamically dropped out. We also compare against methods that compress the trained embedding matrix as a *post-processing* step before evaluation: **POST-SPARSE HASH** (post-processing using sparse hashing) [29] and **POST-SPARSE HASH+ k -SVD** [29, 6] which uses k -SVD

Table 2: Language modeling using LSTM-LM on PTB (**top**) and WikiText-103 (**bottom**). We outperform existing vocabulary selection, low-rank, tensor-train, and post-compression (hashing) baselines. Ppl: perplexity, # Emb: number of (non-zero) embedding parameters. Incorporating domain knowledge further reduces parameters.

Method (PTB)	A	Init A	Sparse	T	T ≥ 0	Domain	Ppl	# Emb (M)
LSTM [22]	10,000	All	✗	✗	✗	✗	70.3	2.56
LR LSTM [26]	10,000	All	✗	✗	✗	✗	112.1	1.26
TT LSTM [26]	10,000	All	✗	✗	✗	✗	116.6	1.16
AWD-LSTM [51]	10,000	All	✗	✗	✗	✗	59.0	4.00
SPARSEVD [22]	9,985	Mult weights	✗	✗	✗	✗	109.2	1.34
SPARSEVD-VOC [22]	4,353	Mult weights	✗	✗	✗	✗	120.2	0.52
POST-SPARSE HASH [29]	1,000	Post-processing	✓	✗	✗	✗	118.8	0.60
POST-SPARSE HASH+k-SVD	1,000	Post-processing	✓	✗	✗	✗	78.0	0.60
ANT	2,000	Random	✓	✓	✗	✗	71.5	0.78
	1,000	Random	✓	✓	✗	✗	73.1	0.49
	100	Random	✓	✓	✗	✗	96.5	0.05
	100	Frequency	✓	✓	✓	✓	70.0	0.05

Method (WikiText-103)	A	Init A	Sparse	T	T ≥ 0	Ppl	# Emb (M)
AWD-LSTM [51]	267,735	All	✗	✗	✗	35.2	106.8
HASH EMBED [70]	10,000	Frequency	✗	✗	✗	70.2	4.4
POST-SPARSE HASH [29]	1,000	Post-processing	✓	✗	✗	764.7	5.7
POST-SPARSE HASH+k-SVD	1,000	Post-processing	✓	✗	✗	73.7	5.7
ANT	1,000	Random ($\lambda_2 = 1 \times 10^{-6}$)	✓	✓	✓	38.4	6.5
	500	Random ($\lambda_2 = 1 \times 10^{-5}$)	✓	✓	✓	54.2	0.4

(which is the basis of dictionary learning/sparse coding) [2] to solve for a sparse embedding matrix, instead of adhoc-projection in [29]. Comparing to these post-processing methods demonstrates that end-to-end training of sparse embeddings is superior to post-compression.

Results: On PTB (Table 2), we improve the perplexity and compression as compared to previously proposed methods. We observe that sparsity is important: baseline methods that only perform lower-rank compression with dense factors (e.g. LR LSTM) tend to suffer in performance and use many parameters, while ANT retains performance with much better compression. ANT also outperforms post-processing methods (POST-SPARSE HASH), we hypothesize this is because these post-processing methods accumulate errors in both language modeling as well as embedding reconstruction. Using an anchor size of 500/1,000 reaches a good perplexity/compression trade-off: we reach within 2 points perplexity with 5× reduction in parameters and within 7 points perplexity with 10× reduction. Using AWD-LSTM, ANT with 1,000 dynamic basis vectors is able to compress parameters by 10× while achieving 72.0 perplexity. Incorporating domain knowledge allows us to further compress the parameters by *another* 10× and achieve 70.0 perplexity, which results in 100× total compression.

On WikiText-103, we train all approaches using sampled softmax [12] (due to large vocabulary) for 500,000 steps. To best of our knowledge, we could not find existing literature on compressing language models on WikiText-103. We tried general compression techniques like low rank tensor and tensor train factorization [26], but these did not scale. As an alternative, we consider a **HASH EMBED** baseline that retains the frequent k words and hashes the remaining words into 1,000 OOV buckets [70]. We vary $k \in \{1 \times 10^5, 5 \times 10^4, 1 \times 10^4\}$ (details in Appendix I.3). From Table 2 (bottom), we reach within 3 perplexity with $\sim 16\times$ reduction in parameters and within 13 perplexity with $\sim 80\times$ reduction, outperforming the frequency and hashing baselines. We observe that ANT’s improvement over post-compression methods (POST-SPARSE HASH) is larger on WikiText than PTB, suggesting that ANT is particularly suitable for tasks with large vocabularies.

4.3 Movie Recommendation

Setup: We follow [25] and experiment on MovieLens 25M [34] which contains 126K users and 59K movies. We also present results for MovieLens 1M in Appendix J.3.

Baselines: We compare to a baseline Matrix Factorization (**MF**) model [42] with full embedding matrices for movies and users and to Mixed Dimension (**MIXDIM**) embeddings [25], a compression technique that assigns different dimension to different users/items based on popularity. For ANT, we apply compression to both movie and user embedding matrices individually. We also test NBANT using the algorithm derived from the Bayesian nonparametric interpretation of ANT.

Results: From Table 3, ANT outperforms standard matrix factorization and dense mixed dimensional embeddings for performance and compression. NBANT is also able to automatically select an optimal

Table 3: On MovieLens 25M, ANT outperforms MF and mixed dimensional embeddings. NBANT automatically tunes $|A|$ (*denotes $|A|$ discovered by NBANT) to achieve a balance between performance and compression.

Method	user $ A $	item $ A $	Init A	Sparse	$\mathbf{T} \geq 0$	MSE	# Emb (M)
MF [25]	162K	59K	All	✗	✗	0.665	3.55
MixDIM [25]	162K	59K	All	✗	✗	0.662	0.89
ANT	5	5	Random ($\lambda_2 = 2 \times 10^{-6}$)	✓	✓	0.651	0.89
	10	15	Random ($\lambda_2 = 2 \times 10^{-6}$)	✓	✓	0.617	1.76
NBANT	Auto \rightarrow 8*	Auto \rightarrow 8*	Random ($\lambda_1 = 0.1, \lambda_2 = 2 \times 10^{-6}$)	✓	✓	0.637	1.29
	Auto \rightarrow 6*	Auto \rightarrow 6*	Random ($\lambda_1 = 0.01, \lambda_2 = 2 \times 10^{-6}$)	✓	✓	0.649	1.09

Table 4: Word association results after training language models with ANT on the word-level PTB dataset. **Left:** the non-anchor words most induced by a given anchor word. **Right:** the largest (non-anchor, anchor) entries learnt in \mathbf{T} after sparse ℓ_1 -regularization. **Bottom:** movie clusters obtained by sorting movies with the highest coefficients with each anchor embedding.

Anchor words	Non-anchor words	Largest word pairs
year	august, night, week, month, monday, summer, spring	trading, brokerage
stock	bonds, certificates, debt, notes, securities, mortgages	stock, junk
		year, summer
		york, angeles
		year, month
		government, administration
Movies		Genre
God's Not Dead, Sex and the City, Sex and the City 2, The Twilight Saga: Breaking Dawn - Part 1, The Princess Diaries 2: Royal Engagement, The Last Song, Legally Blonde 2: Red, White & Blonde, The Twilight Saga: Eclipse, Maid in Manhattan, The Twilight Saga: Breaking Dawn - Part 2		romance, comedy
Nostalgia, Last Days, Chimes at Midnight, Lessons of Darkness, Sonatine, Band of Outsiders, Gerry, Cyclo, Mishima: A Life in Four Chapters, George Washington		drama, indie

number of anchors (6/8) to achieve solutions along the performance-compression Pareto front. In Figure 4, we plot the value of eq (6) across values of $|A|$ after a comprehensive hyperparameter sweep on ANT. In comparison, NBANT optimizes $|A|$ and reaches a good value of eq (6) from just one run.

4.4 Discussion and Observations

Here we list some general observations regarding the importance of various design decisions in ANT:

- 1) **Sparsity is important:** Baselines that compress with dense factors (e.g. LR, TT [26]) suffer in performance while using many parameters, while ANT retains performance with better compression.
- 2) **Choice of A :** We provide results on more clustering initializations in Appendix D. In general, performance is robust w.r.t. choice of A . While frequency and clustering work better, using a dynamic basis also performs well. Thus, it is beneficial to use any extra information about the discrete objects (e.g. domain knowledge or having a good representation space like GloVe to perform clustering).
- 3) **Incorporating domain knowledge** from WordNet and co-occurrence helps to further reduce the total embedding parameters while maintaining task performance.

- 4) **Dynamic $|A|$ using NBANT:** We see that NBANT can accurately select the optimal number of anchors corresponding to the best result after tuning $|A|$ as a hyperparameter in ANT.

- 5) **Anchors and sparse transformations learned:** We visualize the important transformations (large entries) learned between anchors and non-anchors in Table 4. Left, we show the most associated non-anchors for a given anchor word and find that the induced non-anchors are highly plausible: *stock* accurately contributes to *bonds*, *certificates*, *securities*, and so on. Right, we show the largest (non-anchor, anchor) pairs learned, where we find related concepts such as (*billion*, *trillion*) and (*government*, *administration*). On MovieLens, for each anchor, we sort the movies according to the magnitude of their transformation coefficients which automatically discovers movie clusters based on underlying genres.

- 6) **Choice of λ_1, λ_2 :** Tuning λ_1 allows us to perform model selection by controlling the trade-off between $|A|$ (model complexity) and performance. By applying eq (6) on our trained models in Table 2, choosing a small $\lambda_1 = 2 \times 10^{-5}$ prefers more anchors ($|A| = 1,000$) and better performance (ppl = 79.4), while a larger $\lambda_1 = 1 \times 10^{-1}$ selects fewer anchors ($|A| = 100$) with a compromise in performance (ppl = 106.6). Tuning λ_2 controls the tradeoff between sparsity and performance (details in Appendix K).

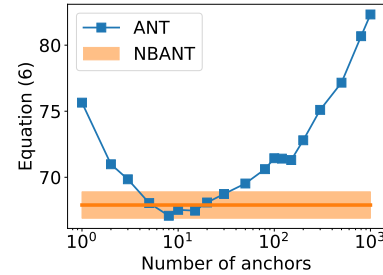


Figure 4: NBANT accurately selects the optimal $|A|$ to minimize eq (6), thereby achieving a balance between performance and compression.

5 Conclusion

This paper presented ANCHOR & TRANSFORM to learn sparse representations of discrete objects from a small set of anchor embeddings and a sparse transformation from anchors to all objects. We also showed a statistical interpretation via integrating IBP priors with neural representation learning. Asymptotic analysis of the likelihood using SVA yields an extension that automatically learns the optimal number of anchors. On text classification, language modeling, and movie recommendation, ANT consistently outperforms existing approaches with respect to accuracy and sparsity.

Broader Impacts

Training and inference efficiency: With the trend towards building larger models in deep learning, there has been increasing concern over the energy consumption during training, evaluation, and storage of these large models. In the long run, this has been estimated to lead to significant financial and environmental costs [69]. We agree that this is a core problem in modern machine learning and we hope that our work in learning and storing efficient representations can inspire future work in similar directions. One central theme that we hope researchers can focus on is that of integrating sparsity during the training process itself instead of the classical “train large then compress” approach. This is because training a large model itself already incurs substantial costs in training, storage, and distribution before compression approaches are identified and implemented. We also encourage researchers to investigate more general purpose compression approaches rather than ones specifically tailored for applications such as text or images.

Broader applications: Beyond the applications in NLP and recommendation systems described in the paper, we believe our methods for discrete representation learning can also be applied to various settings such as learning embeddings for nodes, graphs, objects, and other web-based data sources such as urls, tags, and social network graphs. The proliferation of large scale text and graph data makes efficient learning and storage important. In turn, these benefits would be seen in various downstream tasks spanning computer vision, natural language processing, recommender systems, generative models, traffic prediction, and the physical sciences.

References

- [1] Anish Acharya, Rahul Goel, Angeliki Metallinou, and Inderjit Dhillon. Online embedding compression for text classification using low rank matrix factorization. *Proceedings of the AAAI Conference on Artificial Intelligence*, 33:6196–6203, 07 2019.
- [2] M. Aharon, M. Elad, and A. Bruckstein. K-svd: An algorithm for designing overcomplete dictionaries for sparse representation. *Trans. Sig. Proc.*, 54(11):4311–4322, November 2006.
- [3] Sajid Anwar, Kyuyeon Hwang, and Wonyong Sung. Structured pruning of deep convolutional neural networks. *J. Emerg. Technol. Comput. Syst.*, 13(3), February 2017.
- [4] David Arthur and Sergei Vassilvitskii. K-means++: the advantages of careful seeding. In *In Proceedings of the 18th Annual ACM-SIAM Symposium on Discrete Algorithms*, 2007.
- [5] Ben Athiwaratkun, Andrew Wilson, and Anima Anandkumar. Probabilistic FastText for multi-sense word embeddings. In *ACL*, pages 1–11, Melbourne, Australia, July 2018. Association for Computational Linguistics.
- [6] P. Awasthi and A. Vijayaraghavan. Towards learning sparsely used dictionaries with arbitrary supports. In *2018 IEEE 59th Annual Symposium on Foundations of Computer Science (FOCS)*, Oct 2018.
- [7] Olivier Bachem, Mario Lucic, and Andreas Krause. Coresets for nonparametric estimation - the case of dp-means. In Francis Bach and David Blei, editors, *Proceedings of the 32nd International Conference on Machine Learning*, volume 37 of *Proceedings of Machine Learning Research*, pages 209–217, Lille, France, 07–09 Jul 2015. PMLR.
- [8] Olivier Bachem, Mario Lucic, and Andreas Krause. Practical coreset constructions for machine learning. 2017.
- [9] Alexei Baevski and Michael Auli. Adaptive input representations for neural language modeling. In *International Conference on Learning Representations*, 2019.
- [10] Arindam Banerjee, Srujana Merugu, Inderjit S. Dhillon, and Joydeep Ghosh. Clustering with bregman divergences. *J. Mach. Learn. Res.*, 6:1705–1749, December 2005.

- [11] Amir Beck and Marc Teboulle. A fast iterative shrinkage-thresholding algorithm for linear inverse problems. *SIAM J. Img. Sci.*, 2(1):183–202, March 2009.
- [12] Y. Bengio and J. S. Senecal. Adaptive importance sampling to accelerate training of a neural probabilistic language model. *Trans. Neur. Netw.*, 19(4):713–722, April 2008.
- [13] Piotr Bojanowski, Edouard Grave, Armand Joulin, and Tomas Mikolov. Enriching word vectors with subword information. *Transactions of the Association for Computational Linguistics*, 5:135–146, 2017.
- [14] L.M. Bregman. The relaxation method of finding the common point of convex sets and its application to the solution of problems in convex programming. *USSR Computational Mathematics and Mathematical Physics*, 7(3):200 – 217, 1967.
- [15] Tamara Broderick, Brian Kulis, and Michael Jordan. Mad-bayes: Map-based asymptotic derivations from bayes. In Sanjoy Dasgupta and David McAllester, editors, *ICML, Proceedings of Machine Learning Research*, pages 226–234, Atlanta, Georgia, USA, 17–19 Jun 2013. PMLR.
- [16] Tamara Broderick, Jim Pitman, Michael I Jordan, et al. Feature allocations, probability functions, and paintboxes. *Bayesian Analysis*, 8(4):801–836, 2013.
- [17] Ting Chen, Martin Renqiang Min, and Yizhou Sun. Learning k-way d-dimensional discrete codes for compact embedding representations. In Jennifer Dy and Andreas Krause, editors, *Proceedings of the 35th International Conference on Machine Learning*, volume 80 of *Proceedings of Machine Learning Research*, pages 854–863. PMLR, 10–15 Jul 2018.
- [18] Wenhu Chen, Yu Su, Yilin Shen, Zhiyu Chen, Xifeng Yan, and William Yang Wang. How large a vocabulary does text classification need? a variational approach to vocabulary selection. In *Proceedings of the 2019 Conference of the North American Chapter of the Association for Computational Linguistics: Human Language Technologies, Volume 1 (Long and Short Papers)*, 2019.
- [19] Wenlin Chen, David Grangier, and Michael Auli. Strategies for training large vocabulary neural language models. In *Proceedings of the 54th Annual Meeting of the Association for Computational Linguistics (Volume 1: Long Papers)*. Association for Computational Linguistics, 2016.
- [20] Wenlin Chen, James T. Wilson, Stephen Tyree, Kilian Q. Weinberger, and Yixin Chen. Compressing neural networks with the hashing trick. In *Proceedings of the 32nd International Conference on International Conference on Machine Learning - Volume 37, ICML’15*, page 2285?2294. JMLR.org, 2015.
- [21] Yunchuan Chen, Lili Mou, Yan Xu, Ge Li, and Zhi Jin. Compressing neural language models by sparse word representations. In *Proceedings of the 54th Annual Meeting of the Association for Computational Linguistics (Volume 1: Long Papers)*, pages 226–235, Berlin, Germany, August 2016. Association for Computational Linguistics.
- [22] Nadezhda Chirkova, Ekaterina Lobacheva, and Dmitry Vetrov. Bayesian compression for natural language processing. In *Proceedings of the 2018 Conference on Empirical Methods in Natural Language Processing*, pages 2910–2915, Brussels, Belgium, October–November 2018. Association for Computational Linguistics.
- [23] Xin Dong, Shangyu Chen, and Sinno Pan. Learning to prune deep neural networks via layer-wise optimal brain surgeon. In I. Guyon, U. V. Luxburg, S. Bengio, H. Wallach, R. Fergus, S. Vishwanathan, and R. Garnett, editors, *Advances in Neural Information Processing Systems 30*, pages 4857–4867. Curran Associates, Inc., 2017.
- [24] Z. Ghahramani, P. Sollich, and T. L. Griffiths. P.: Bayesian nonparametric latent feature models. In *In: Bayesian Statistics 8*. University Press, 2007.
- [25] Antonio Ginart, Maxim Naumov, Dheevatsa Mudigere, Jiyan Yang, and James Zou. Mixed dimension embeddings with application to memory-efficient recommendation systems. *arXiv preprint arXiv:1909.11810*, 2019.
- [26] Artem M. Grachev, Dmitry I. Ignatov, and Andrey V. Savchenko. Compression of recurrent neural networks for efficient language modeling. *CoRR*, abs/1902.02380, 2019.
- [27] Thomas L. Griffiths and Zoubin Ghahramani. Infinite latent feature models and the indian buffet process. In *Proceedings of the 18th International Conference on Neural Information Processing Systems, NIPS’05*, page 475?482, Cambridge, MA, USA, 2005. MIT Press.
- [28] Thomas L. Griffiths and Zoubin Ghahramani. The indian buffet process: An introduction and review. *J. Mach. Learn. Res.*, 12(null):1185?1224, July 2011.

- [29] Y. Guo, G. Ding, L. Liu, J. Han, and L. Shao. Learning to hash with optimized anchor embedding for scalable retrieval. *IEEE Transactions on Image Processing*, 26(3):1344–1354, March 2017.
- [30] Michael Gutmann and Aapo Hyvarinen. Noise-contrastive estimation: A new estimation principle for unnormalized statistical models. In *Proceedings of the Thirteenth International Conference on Artificial Intelligence and Statistics*, 2010.
- [31] Song Han, Huizi Mao, and William J. Dally. Deep compression: Compressing deep neural network with pruning, trained quantization and huffman coding. In *4th International Conference on Learning Representations, ICLR 2016, San Juan, Puerto Rico, May 2-4, 2016, Conference Track Proceedings*, 2016.
- [32] Sarel Har-Peled and Soham Mazumdar. On coresets for k-means and k-median clustering. In *Proceedings of the Thirty-Sixth Annual ACM Symposium on Theory of Computing*, STOC '04. Association for Computing Machinery, 2004.
- [33] R. Haralick, K. Shanmugam, and I. Dinstein. Texture features for image classification. *IEEE Transactions on Systems, Man, and Cybernetics*, 3(6), 1973.
- [34] F. Maxwell Harper and Joseph A. Konstan. The movielens datasets: History and context. *ACM Trans. Interact. Intell. Syst.*, 5(4), December 2015.
- [35] Sepp Hochreiter and Jürgen Schmidhuber. Long short-term memory. *Neural Comput.*, 9(8):1735–1780, November 1997.
- [36] Ke Jiang, Brian Kulis, and Michael I. Jordan. Small-variance asymptotics for exponential family dirichlet process mixture models. In *Proceedings of the 25th International Conference on Neural Information Processing Systems - Volume 2, NIPS'12*, page 3158?3166, Red Hook, NY, USA, 2012. Curran Associates Inc.
- [37] Manas R. Joglekar, Cong Li, Jay K. Adams, Pranav Khaitan, and Quoc V. Le. Neural input search for large scale recommendation models. *CoRR*, abs/1907.04471, 2019.
- [38] Rafal Jozefowicz, Oriol Vinyals, Mike Schuster, Noam Shazeer, and Yonghui Wu. Exploring the limits of language modeling. *arXiv preprint arXiv:1602.02410*, 2016.
- [39] Yoon Kim. Convolutional neural networks for sentence classification. In *Proceedings of the 2014 Conference on Empirical Methods in Natural Language Processing (EMNLP)*, pages 1746–1751, Doha, Qatar, October 2014. Association for Computational Linguistics.
- [40] Diederik P. Kingma and Jimmy Ba. Adam: A method for stochastic optimization. In Yoshua Bengio and Yann LeCun, editors, *3rd International Conference on Learning Representations, ICLR 2015, San Diego, CA, USA, May 7-9, 2015, Conference Track Proceedings*, 2015.
- [41] David Knowles and Zoubin Ghahramani. Nonparametric bayesian sparse factor models with application to gene expression modeling. *Ann. Appl. Stat.*, 5(2B):1534–1552, 06 2011.
- [42] Yehuda Koren, Robert Bell, and Chris Volinsky. Matrix factorization techniques for recommender systems. *Computer*, 42(8):30?37, August 2009.
- [43] Yann Lecun, Leon Bottou, Yoshua Bengio, and Patrick Haffner. Gradient-based learning applied to document recognition. In *Proceedings of the IEEE*, pages 2278–2324, 1998.
- [44] Jens Lehmann, Robert Isele, Max Jakob, Anja Jentzsch, Dimitris Kontokostas, Pablo N. Mendes, Sebastian Hellmann, Mohamed Morsey, Patrick van Kleef, Sören Auer, and Christian Bizer. DBpedia - a large-scale, multilingual knowledge base extracted from wikipedia. *Semantic Web Journal*, 6(2):167–195, 2015.
- [45] Jure Leskovec and Andrej Krevl. SNAP Datasets: Stanford large network dataset collection. <http://snap.stanford.edu/data>, June 2014.
- [46] Baoyuan Liu, Min Wang, Hassan Foroosh, Marshall F. Tappen, and Marianna Pensky. Sparse convolutional neural networks. In *CVPR*, pages 806–814. IEEE Computer Society, 2015.
- [47] H. Liu and P. Singh. Conceptnet — a practical commonsense reasoning tool-kit. *BT Technology Journal*, 22(4):211–226, October 2004.
- [48] Thang Luong, Hieu Pham, and Christopher D. Manning. Effective approaches to attention-based neural machine translation. In *Proceedings of the 2015 Conference on Empirical Methods in Natural Language Processing*, pages 1412–1421, Lisbon, Portugal, September 2015. Association for Computational Linguistics.

- [49] Mitchell P. Marcus, Mary Ann Marcinkiewicz, and Beatrice Santorini. Building a large annotated corpus of english: The penn treebank. *Comput. Linguist.*, 19(2):313–330, June 1993.
- [50] Ivan Markovsky. *Low Rank Approximation: Algorithms, Implementation, Applications*. Springer Publishing Company, Incorporated, 2011.
- [51] Stephen Merity, Nitish Shirish Keskar, and Richard Socher. Regularizing and optimizing LSTM language models. In *International Conference on Learning Representations*, 2018.
- [52] Stephen Merity, Caiming Xiong, James Bradbury, and Richard Socher. Pointer sentinel mixture models. In *5th International Conference on Learning Representations, ICLR 2017, Toulon, France, April 24-26, 2017, Conference Track Proceedings*. OpenReview.net, 2017.
- [53] Tomas Mikolov, Ilya Sutskever, Kai Chen, Greg S Corrado, and Jeff Dean. Distributed representations of words and phrases and their compositionality. In *Advances in Neural Information Processing Systems* 26. 2013.
- [54] George A. Miller. Wordnet: A lexical database for english. *Commun. ACM*, 38(11):39–41, November 1995.
- [55] Andriy Mnih and Yee Whye Teh. A fast and simple algorithm for training neural probabilistic language models. In *Proceedings of the 29th International Conference on Machine Learning, ICML’12*, pages 419–426, USA, 2012. Omnipress.
- [56] Dai Quoc Nguyen, Dat Quoc Nguyen, Ashutosh Modi, Stefan Thater, and Manfred Pinkal. A mixture model for learning multi-sense word embeddings. In *Proceedings of the 6th Joint Conference on Lexical and Computational Semantics (*SEM 2017)*, 2017.
- [57] John Paisley, Aimee Zaas, Christopher W. Woods, Geoffrey S. Ginsburg, and Lawrence Carin. A stick-breaking construction of the beta process. In *Proceedings of the 27th International Conference on Machine Learning, ICML’10*, page 847–854, Madison, WI, USA, 2010. Omnipress.
- [58] Jongsoo Park, Sheng R. Li, Wei Wen, Hai Li, Yiran Chen, and Pradeep Dubey. Holistic sparsecnn: Forging the trident of accuracy, speed, and size. *CoRR*, abs/1608.01409, 2016.
- [59] Jeffrey Pennington, Richard Socher, and Christopher Manning. Glove: Global vectors for word representation. In *EMNLP*, October 2014.
- [60] Jeff M. Phillips. Coresets and sketches. *CoRR*, abs/1601.00617, 2016.
- [61] Ofir Press and Lior Wolf. Using the output embedding to improve language models. In *Proceedings of the 15th Conference of the European Chapter of the Association for Computational Linguistics: Volume 2, Short Papers*, April 2017.
- [62] Heng Qi, Wu Liu, and Liang Liu. An efficient deep learning hashing neural network for mobile visual search. *CoRR*, abs/1710.07750, 2017.
- [63] Juan Ramos. Using tf-idf to determine word relevance in document queries, 1999.
- [64] Sam Roweis. Em algorithms for pca and spca. In *Proceedings of the 1997 Conference on Advances in Neural Information Processing Systems 10, NIPS ’97*, page 626–632, Cambridge, MA, USA, 1998. MIT Press.
- [65] Jason Roy, Kirsten J. Lum, and Michael J. Daniels. A Bayesian nonparametric approach to marginal structural models for point treatments and a continuous or survival outcome. *Biostatistics*, 2016.
- [66] Anirban Roychowdhury, Ke Jiang, and Brian Kulis. Small-variance asymptotics for hidden markov models. In *Advances in Neural Information Processing Systems* 26. 2013.
- [67] Denis Sedov and Zhirong Yang. Word embedding based on low-rank doubly stochastic matrix decomposition. In Long Cheng, Andrew Chi Sing Leung, and Seiichi Ozawa, editors, *Neural Information Processing*, pages 90–100, Cham, 2018. Springer International Publishing.
- [68] Raphael Shu and Hideki Nakayama. Compressing word embeddings via deep compositional code learning. In *International Conference on Learning Representations*, 2018.
- [69] Emma Strubell, Ananya Ganesh, and Andrew McCallum. Energy and policy considerations for deep learning in NLP. *CoRR*, abs/1906.02243, 2019.

- [70] Dan Svenstrup, Jonas Meinertz Hansen, and Ole Winther. Hash embeddings for efficient word representations. In *Proceedings of the 31st International Conference on Neural Information Processing Systems*, NIPS'17, page 4935?4943, Red Hook, NY, USA, 2017. Curran Associates Inc.
- [71] Yee Whye Teh and Michael I. Jordan. *Hierarchical Bayesian nonparametric models with applications*, page 158?207. Cambridge Series in Statistical and Probabilistic Mathematics. Cambridge University Press, 2010.
- [72] Yee Whye Teh, Kenichi Kurihara, and Max Welling. Collapsed variational inference for hdp. In *Proceedings of the 20th International Conference on Neural Information Processing Systems*, 2007.
- [73] Ashish Vaswani, Noam Shazeer, Niki Parmar, Jakob Uszkoreit, Llion Jones, Aidan N Gomez, Łukasz Kaiser, and Illia Polosukhin. Attention is all you need. In *Advances in Neural Information Processing Systems 30*. 2017.
- [74] Wei Wen, Chunpeng Wu, Yandan Wang, Yiran Chen, and Hai Li. Learning structured sparsity in deep neural networks. In *Advances in Neural Information Processing Systems 29*. 2016.
- [75] Yonghui Wu, Mike Schuster, Zhifeng Chen, Quoc V. Le, Mohammad Norouzi, Wolfgang Macherey, Maxim Krikun, Yuan Cao, Qin Gao, Klaus Macherey, Jeff Klingner, Apurva Shah, Melvin Johnson, Xiaobing Liu, Lukasz Kaiser, Stephan Gouws, Yoshikiyo Kato, Taku Kudo, Hideto Kazawa, Keith Stevens, George Kurian, Nishant Patil, Wei Wang, Cliff Young, Jason Smith, Jason Riesa, Alex Rudnick, Oriol Vinyals, Greg Corrado, Macduff Hughes, and Jeffrey Dean. Google’s neural machine translation system: Bridging the gap between human and machine translation. *CoRR*, abs/1609.08144, 2016.
- [76] Manzil Zaheer, Sashank Reddi, Devendra Sachan, Satyen Kale, and Sanjiv Kumar. Adaptive methods for nonconvex optimization. In *Advances in neural information processing systems*, pages 9793–9803, 2018.
- [77] Xiang Zhang, Junbo Zhao, and Yann LeCun. Character-level convolutional networks for text classification. In *Proceedings of the 28th International Conference on Neural Information Processing Systems - Volume 1*, NIPS'15, 2015.

Appendix

A Indian Buffet Process with Two Parameters

In this section we provide a more detailed treatment of the Indian Buffet Process (IBP) [27, 28, 57] as well its two-parameter generalization [24]. We begin with describing the single parameter version, which essentially defines a probability distribution over sparse binary matrices with a finite number of rows and an unbounded number of columns. Under IBP prior with hyperparameter a , to generate such a sparse binary random matrix \mathbf{Z} with $|V|$ rows, we have the following process:

$$\begin{aligned} v_j &\sim \text{Beta}(a, 1) \\ b_k &= \prod_{j=1}^k v_j \\ z_{ik} &\sim \text{Bernoulli}(b_k), \quad i = 1, \dots, |V| \end{aligned} \quad (8)$$

It can be shown from this construction that a given matrix \mathbf{Z} will have non-zero probability under the IBP prior if and only if the number of columns containing non-zero entries is finite, albeit a random quantity [27]. Also note that b_k keeps diminishing as $0 < v_j < 1$, thus most z_{ik} will be 0, thereby giving rise to the desired sparsity. Moreover, it can be shown that number of non-empty columns would be $O(\log |V|)$ in expectation.

Like most Bayesian nonparametric models, it is best understood with an analogy. Consider of a set of customers (objects) queued up to take dishes (features/anchors) from a buffet arranged in a line. The first customer starts at beginning of the buffet and takes a serving of all of the first $\text{Poisson}(a)$ dishes. The remaining customers are more picky. The i th customer samples dishes in proportion to their popularity (i.e. with probability m_k/i), where m_k is the number of previous customers who have sampled a dish. Having reached the end of all previous sampled dishes, the i th customer then tries $\text{Poisson}(a/i)$ new dishes. The result of this process for the entire vocabulary V is a binary matrix \mathbf{Z} with $|V|$ rows and infinitely many columns where $z_{ik} = 1$ if the i th customer sampled the k th dish.

Using either description of the IBP, we can find the distribution of the sparse binary matrix \mathbf{Z} with $|V|$ rows and K non-empty columns to be given by [27, 16]:

$$p(\mathbf{Z}) = \frac{a^K}{\prod_{h=1}^{2^{|V|-1}} K_h!} \exp(-aH_{|V|}) \prod_{k=1}^K \frac{(|V| - m_k)!(m_k - 1)!}{|V|!}, \quad (9)$$

where m_k denotes number of customers (objects) who selected dish (anchor) k , $H_{|V|}$ is the $|V|$ -th Harmonic number $H_{|V|} = \sum_{j=1}^{|V|} \frac{1}{j}$, and K_h is the number of occurrences of the non-zero binary vector h among the columns in \mathbf{Z} .

However, the number of features per object and the total number of features are directly coupled through the single parameter a . The two-parameter generalization of the IBP allows one to independently tune the average number of features for each object and the overall number of features used across all V objects [24]. In particular, we now have an additional hyper-parameter b along with a . The first customer, as before, samples $\text{Poisson}(a)$ dishes. However, the i -th customer now samples in proportion to their popularity with probability $m_k/(i + b)$, where m_k is the number of previous customers who have sampled a dish. Having reached the end of all previously sampled dishes, the i th customer tries $\text{Poisson}(ab/(i + b))$ new dishes. The parameter b is introduced in such a way as to preserve the expected number of features per object to be still a , but the expected overall number of features is now $O(ab \log |V|)$. The total number of features used thus increases as b increases, thus providing more control on sparsity of \mathbf{Z} . This two parameter IBP prior for a binary matrices \mathbf{Z} with $|V|$ rows and K non-empty columns is given by:

$$p(\mathbf{Z}) = \frac{(ab)^K}{\prod_{h=1}^{2^{|V|-1}} K_h!} \exp(-abH_{|V|}) \prod_{k=1}^K \frac{\Gamma(m_k)\Gamma(|V| - m_k + b)}{\Gamma(|V| + b)} \quad (10)$$

where m_k denotes number of customers (objects) who selected dish (anchor) k and $H_{|V|} = \sum_{j=1}^{|V|} \frac{1}{b+j-1}$. This distribution is suitable for use as a prior for \mathbf{Z} in models that represent objects using a sparse but potentially infinite array of features.

Historically, IBP has been used as a prior in latent feature models, where the binary entries z_{ik} of a random matrix encode whether feature k is used to explain observation i . The IBP can be further combined with a simple observation model $p(y_i|z_{i,:}, \theta)$ from the exponential family like the Gaussian

distribution (see e.g. [28]). The complexity of inference, using MCMC or variational methods, for such binary factor analysis models has limited the adoption of more complicated observation models. In this work, we break this barrier and, to the best of our knowledge, are the first to integrate IBP with deep representation learning of discrete objects by employing an efficient SVA based inference. Thus, our approach combines the representation capabilities of neural networks with desirable sparsity properties.

B Derivation of Objective Function via SVA

In this section we derive our objective function using Small Variance Asymptotics (SVA) [36]. Recall that the generative process in our model is given by:

- $\mathbf{Z} \in \mathbb{R}^{|V| \times K} \sim \text{IBP}(a, b)$
- $\mathbf{A} \in \mathbb{R}^{K \times d} \sim P(\mathbf{A}) = \mathcal{N}(0, 1)$
- $\mathbf{W} \in \mathbb{R}^{|V| \times K} \sim P(\mathbf{W}) = \text{Exponential}(1)$
- for $i = 1, \dots, N$
 - $\hat{y}_i = f_\theta(x_i; (\mathbf{Z} \circ \mathbf{W})\mathbf{A})$
 - $y_i \sim p(y_i|x_i; \mathbf{Z}, \mathbf{W}, \mathbf{A}) = \exp\{-D_\phi(y_i, \hat{y}_i)\} b_\phi(y_i)$

The joint log-likelihood under our generative model above is therefore:

$$\begin{aligned} & \log p(\mathbf{Y}, \mathbf{Z}, \mathbf{W}, \mathbf{A}|\mathbf{X}) \\ &= \sum_i \log p(y_i|x_i, \mathbf{Z}, \mathbf{W}, \mathbf{A}) + \log p(\mathbf{Z}) + \log p(\mathbf{W}) + \log p(\mathbf{A}) \\ &= \sum_i \{-D_\phi(y_i, f_\theta(x_i, (\mathbf{Z} \circ \mathbf{W})\mathbf{A})) + \log b_\phi(y_i)\} + \log p(\mathbf{Z}) + \log p(\mathbf{W}) + \log p(\mathbf{A}). \end{aligned} \quad (11)$$

To use SVA, an approximate objective function for finding point estimates is obtained by taking the limit of the emission probability variances down to zero. We begin by introducing a scaling variable β and shrinking the variance of the emission probability to 0 by taking $\beta \rightarrow \infty$. The scaled probability emission becomes

$$p(y_i|x_i, \mathbf{Z}, \mathbf{W}, \mathbf{A}) = \exp\{-\beta D_\phi(y_i, \hat{y}_i)\} b_{\beta\phi}(y_i) \quad (12)$$

Following [15], we modulate the number of features in the large- β limit by choosing constants $\lambda_1 > \lambda_2 > 0$ and setting the IBP hyperparameters with β as follows:

$$a = \exp(-\beta\lambda_1) \quad b = \exp(\beta\lambda_2) \quad (13)$$

This prevents a limiting objective function that favors a trivial cluster assignment (every data point assigned to its own separate feature).

We now take the limit of the log-likelihood term by term:

$$\lim_{\beta \rightarrow \infty} \frac{1}{\beta} \log p(\mathbf{Y}, \mathbf{A}, \mathbf{W}, \mathbf{Z}|\mathbf{X}) \quad (14)$$

$$= \lim_{\beta \rightarrow \infty} \frac{1}{\beta} \log p(y_i|x_i, \mathbf{Z}, \mathbf{W}, \mathbf{A}) + \lim_{\beta \rightarrow \infty} \frac{1}{\beta} \log p(\mathbf{Z}) + \lim_{\beta \rightarrow \infty} \frac{1}{\beta} \log p(\mathbf{W}) + \lim_{\beta \rightarrow \infty} \frac{1}{\beta} \log p(\mathbf{A}). \quad (15)$$

- $\lim_{\beta \rightarrow \infty} \frac{1}{\beta} \log p(y_i|x_i, \mathbf{Z}, \mathbf{W}, \mathbf{A})$
 $= \lim_{\beta \rightarrow \infty} \frac{1}{\beta} (-\beta D_\phi(y_i, \hat{y}_i) + \log b_{\beta\phi}(y_i))$
 $= -D_\phi(y_i, \hat{y}_i) + O(1).$
- $\lim_{\beta \rightarrow \infty} \frac{1}{\beta} \log p(\mathbf{Z}) = -\lambda_2 \|\mathbf{Z}\|_0 - (\lambda_1 - \lambda_2)K$, see box below.
- $\lim_{\beta \rightarrow \infty} \frac{1}{\beta} \log p(\mathbf{W}) = 0$, if $\mathbf{W} \geq 0$ else $-\infty$.
- $\lim_{\beta \rightarrow \infty} \frac{1}{\beta} \log p(\mathbf{A}) = 0$ as $\log p(\mathbf{A}) = O(1)$.

For convenience, we re-write the limit of the IBP prior as

$$\begin{aligned}
\lim_{\beta \rightarrow \infty} \frac{1}{\beta} \log p(Z) &= \underbrace{\lim_{\beta \rightarrow \infty} \frac{1}{\beta} \log \frac{(ab)^K}{\prod_{h=1}^{2^{|V|-1}} K_h}}_{\textcircled{a}} \\
&\quad + \underbrace{\lim_{\beta \rightarrow \infty} \frac{1}{\beta} \log \exp(-abH_{|V|})}_{\textcircled{b}} \\
&\quad + \underbrace{\sum_{k=1}^K \lim_{\beta \rightarrow \infty} \frac{1}{\beta} \log \frac{\Gamma(m_k)\Gamma(|V| - m_k + b)}{\Gamma(|V| + b)}}_{\textcircled{c}}
\end{aligned} \tag{16}$$

For part \textcircled{a} :

$$\begin{aligned}
\lim_{\beta \rightarrow \infty} \frac{1}{\beta} \log \frac{(ab)^K}{\prod_{h=1}^{2^{|V|-1}} K_h} &= \lim_{\beta \rightarrow \infty} \frac{1}{\beta} \log \frac{\exp(-\beta(\lambda_1 - \lambda_2)K)}{\prod_{h=1}^{2^{|V|-1}} K_h} \\
&= \lim_{\beta \rightarrow \infty} \frac{1}{\beta} \times -\beta(\lambda_1 - \lambda_2)K - \lim_{\beta \rightarrow \infty} \frac{1}{\beta} \times O(1) \\
&= -(\lambda_1 - \lambda_2)K
\end{aligned} \tag{17}$$

For part \textcircled{b} :

$$\begin{aligned}
\lim_{\beta \rightarrow \infty} \frac{1}{\beta} \log \exp(-abH_{|V|}) &= \lim_{\beta \rightarrow \infty} \frac{1}{\beta} \times -abH_{|V|} \\
&= \lim_{\beta \rightarrow \infty} \frac{-\exp(-\beta(\lambda_1 - \lambda_2)K)}{\beta} \times \sum_{j=1}^{|V|} \frac{1}{\exp(\beta\lambda_2) + j - 1} \\
&= 0
\end{aligned} \tag{18}$$

For part \textcircled{c} :

$$\begin{aligned}
\lim_{\beta \rightarrow \infty} \frac{1}{\beta} \log \frac{\Gamma(m_k)\Gamma(|V| - m_k + b)}{\Gamma(|V| + b)} &= \lim_{\beta \rightarrow \infty} \frac{1}{\beta} \log \Gamma(m_k) - \lim_{\beta \rightarrow \infty} \frac{1}{\beta} \sum_{j=1}^{m_k} \log(|V| - j + b) \\
&= 0 - \sum_{j=1}^{m_k} \lim_{\beta \rightarrow \infty} \frac{\log(|V| - j + \exp(\beta\lambda_2))}{\beta} \\
&= -\sum_{j=1}^{m_k} \lambda_2 \\
&= -\lambda_2 m_k
\end{aligned} \tag{19}$$

We know that m_k is the number of objects which uses anchor k which counts the number of non-zero entries in the k -th column of \mathbf{Z} . When we sum over all k , it just becomes the number of non-zero entries in \mathbf{Z} , which is equivalent to the L_0 norm of \mathbf{Z} , i.e. $\|\mathbf{Z}\|_0$.

Therefore, the MAP estimate under SVA as given by

$$\max \lim_{\beta \rightarrow \infty} \frac{1}{\beta} \log p(\mathbf{Y}, \mathbf{A}, \mathbf{W}, \mathbf{Z} | \mathbf{X}) \tag{20}$$

is equivalent to optimizing the following objective function:

$$\max_{\substack{\mathbf{Z} \in \{0,1\} \\ \mathbf{W} \geq 0 \\ \mathbf{A}, \theta, K}} \sum_i -D_\phi(y_i, f_\theta(x_i, (\mathbf{Z} \circ \mathbf{W})\mathbf{A})) - \lambda_2 \|\mathbf{Z}\|_0 - (\lambda_1 - \lambda_2)K, \tag{21}$$

where the exponential prior for \mathbf{W} resulted in a limiting domain for \mathbf{W} to be positive. Note that we can combine the optimizing variables \mathbf{Z} and \mathbf{W} with their constraints into one variable $\mathbf{T} \geq 0$. Also

we can switch from a maximization problem to a minimization problem by absorbing the negative sign. Finally we arrive at the desired objective:

$$\min_{\substack{\mathbf{T} \geq 0 \\ \mathbf{A}, \theta, K}} \sum_i D_\phi(y_i, f_\theta(x_i, \mathbf{TA})) + \lambda_2 \|\mathbf{T}\|_0 + (\lambda_1 - \lambda_2)K. \quad (22)$$

C Exponential Family Distributions as Bregman Divergences

In this section we provide some results that relate exponential families distributions and Bregman divergences. As a result, we can relate likelihood models from Sec. 3.3 to appropriate Bregman divergences. Thus, a probabilistic observation model can be translated to a loss functions minimizing the Bregman divergence, which are more amenable to deep network training using gradient based methods. We begin by defining the Bregman divergence below and stating the relationship formally in Theorem 1.

Definition 1. [14] Let $\phi : S \rightarrow \mathbb{R}$, $S = \text{dom}(\phi)$ be a strictly convex function defined on a convex set $S \subset \mathbb{R}^d$ such that ϕ is differentiable on $\text{ri}(S)$, assumed to be non-empty. The Bregman divergence $D_\phi : S \times \text{ri}(S) \rightarrow [0, \infty)$ is defined as

$$D_\phi(\mathbf{x}, \mathbf{y}) = \phi(\mathbf{x}) - \phi(\mathbf{y}) - \langle \mathbf{x} - \mathbf{y}, \nabla \phi(\mathbf{y}) \rangle, \quad (23)$$

where $\nabla \phi(\mathbf{y})$ represents the gradient vector of ϕ evaluated at \mathbf{y} .

Theorem 1. [10] There is a bijection between regular exponential families and regular Bregman divergences. In particular, for any exponential family distribution $p(\mathbf{x}|\boldsymbol{\theta}) = p_0(\mathbf{x}) \exp(\langle \mathbf{x}, \boldsymbol{\theta} \rangle - g(\boldsymbol{\theta}))$ can be written as $p(\mathbf{x}|\boldsymbol{\mu}) = \exp(-D_\phi(\mathbf{x}, \boldsymbol{\mu})) b_\phi(\mathbf{x})$ where ϕ is the Legendre dual of the log-partition function $g(\boldsymbol{\theta})$ and $\boldsymbol{\mu} = \nabla_{\boldsymbol{\theta}} g(\boldsymbol{\theta})$.

From Theorem 1, we can see that maximizing log-likelihood $\log p(\mathbf{x}|\boldsymbol{\theta})$ is same as minimizing the Bregman divergence $D_\phi(\mathbf{x}, \boldsymbol{\mu})$. Note that we can ignore $b_\phi(\mathbf{x})$ as it depends only on observed data and does not depend on any parameters. We now illustrate some common examples of exponential families (like Gaussian and categorical), derive their corresponding Bregman divergences, and connect to usual loss functions used in deep networks (like MSE and cross-entropy).

Example 1: Gaussian distribution. [10] We start with the unit variance spherical Gaussian distributions with mean $\boldsymbol{\mu}$, which have densities of the form:

$$p(\mathbf{x}; \boldsymbol{\mu}) = \frac{1}{\sqrt{(2\pi)^d}} \exp\left(-\frac{1}{2} \|\mathbf{x} - \boldsymbol{\mu}\|_2^2\right). \quad (24)$$

Using the log-partition function for Gaussian distribution, we can calculate that $\phi(x) = \frac{1}{2} \|x\|_2^2$, which yields Bregman divergence equal to:

$$D_\phi(\mathbf{x}, \boldsymbol{\mu}) = \phi(\mathbf{x}) - \phi(\boldsymbol{\mu}) - \langle \mathbf{x} - \boldsymbol{\mu}, \nabla \phi(\boldsymbol{\mu}) \rangle \quad (25)$$

$$= \frac{1}{2} \|\mathbf{x}\|_2^2 - \frac{1}{2} \|\boldsymbol{\mu}\|_2^2 - \langle \mathbf{x} - \boldsymbol{\mu}, \boldsymbol{\mu} \rangle \quad (26)$$

$$= \underbrace{\frac{1}{2} \|\mathbf{x} - \boldsymbol{\mu}\|_2^2}_{\text{mean squared error}}, \quad (27)$$

Thus, $D_\phi(\mathbf{x}, \boldsymbol{\mu})$ along with constant $b_\phi(\mathbf{x})$ given by

$$b_\phi(\mathbf{x}) = \frac{1}{\sqrt{(2\pi)^d}}, \quad (28)$$

recovers the Gaussian density $p(\mathbf{x}) = \exp(-D_\phi(\mathbf{x}, \boldsymbol{\mu})) b_\phi(\mathbf{x})$. Therefore, when we assume that labels have a Gaussian emission model, the corresponding Bregman divergence $D_\phi(\mathbf{x}, \boldsymbol{\mu}) = \frac{1}{2} \|\mathbf{x} - \boldsymbol{\mu}\|_2^2$ recovers the squared loss commonly used for regression.

Example 2: Multinomial distribution. [10] Another exponential family that is widely used is the family of multinomial distributions:

$$p(\mathbf{x}, \mathbf{q}) = \frac{N!}{\prod_{j=1}^d x_j!} \prod_{j=1}^d q_j^{x_j} \quad (29)$$

where $x_j \in \mathbb{Z}^+$ are frequencies of events, $\sum_{j=1}^d x_j = N$ and $q_j \geq 0$ are probabilities of events, $\sum_{j=1}^d q_j = 1$. The multinomial density can be expressed as the density of an exponential distribution

in $\mathbf{x} = \{x_j\}_{j=1}^{d-1}$ with natural parameter $\boldsymbol{\theta} = \log\left(\frac{q_j}{q_d}\right)_{j=1}^{d-1}$, cumulant function $g(\boldsymbol{\theta}) = -N \log q_d$, and expectation parameter $\boldsymbol{\mu} = \nabla g(\boldsymbol{\theta}) = [Nq_j]_{j=1}^{d-1}$. The Legendre dual ϕ of g is given by

$$\phi(\boldsymbol{\mu}) = N \sum_{j=1}^d \left(\frac{\mu_j}{N}\right) \log\left(\frac{\mu_j}{N}\right) = N \sum_{j=1}^d q_j \log q_j. \quad (30)$$

As a result, the multinomial density can be expressed as a Bregman divergence equal to:

$$D_\phi(\mathbf{x}, \boldsymbol{\mu}) = \underbrace{\sum_{j=1}^d x_j \log x_j}_{\text{constant}} - \underbrace{\sum_{j=1}^d x_j \log \mu_j}_{\text{cross-entropy loss}}. \quad (31)$$

and constant $b_\phi(\mathbf{x})$ given by

$$b_\phi(\mathbf{x}) = \frac{\prod_{j=1}^d x_j^{x_j}}{N^N} \frac{N!}{\prod_{j=1}^d x_j!}, \quad (32)$$

which recovers the multinomial density $p(\mathbf{x}) = \exp(-D_\phi(\mathbf{x}, \boldsymbol{\mu}))b_\phi(\mathbf{x})$. Therefore, when the labels are generated from a multinomial distribution, the corresponding Bregman divergence $D_\phi(\mathbf{x}, \boldsymbol{\mu}) = -\sum_{j=1}^d x_j \log \mu_j + \text{constant}$ recovers the cross-entropy loss commonly used for classification.

D Learning the Anchor Embeddings A

Here we provide several other strategies for initializing the anchor embeddings:

- Sparse lasso and variational dropout [18]. Given the strong performance of sparse lasso and variational dropout as vocabulary selection methods, it would be interesting to use sparse lasso/variational dropout to first select the important task-specific words before jointly learning their representations and their transformations to other words. However, sparse lasso and variational dropout require first training a model to completion unlike frequency and clustering based vocabulary selection methods that can be performed during data preprocessing.
- Coresets involve constructing a reduced data set which can be used as proxy for the full data set, with provable guarantees such that the same algorithm run on the coreset and the full data set gives approximately similar results [60, 32]. Coresets can be approximately computed quickly [8] and can be used to initialize the set of anchors A .

In general, there is a trade-off between how quickly we can choose the anchor objects and their performance. Randomly picking anchor objects (which is equivalent to initializing the anchor embeddings with dynamic basis vectors) becomes similar to learning a low-rank factorization of the embedding matrix [67], which works well for general cases but can be improved for task-specific applications or with domain knowledge. Stronger vocabulary selection methods like variational dropout and group lasso would perform better but takes significantly longer time to learn. We found that intermediate methods such as frequency, clustering, with WordNet/co-occurrence information works well while ensuring that the preprocessing and training stages are relatively quick.

In Appendix J we provide more results for different initialization strategies including those based on clustering initializations. In general, performance is robust with respect to the choice of A among the ones considered (i.e. random, frequency, and clustering). While frequency and clustering work better, using a set of dynamic basis embeddings still gives strong performance, especially when combined with domain knowledge from WordNet and co-occurrence statistics. This implies that when the user has more information about the discrete objects (e.g. having a good representation space to perform clustering), then the user should do so. However, for a completely new set of discrete objects, simply using low-rank basis embeddings with sparsity also work well.

E TRANSFORM: Learning a Sparse T

In addition to a simple sparse linear transformation, we describe some extensions that improve sparsity and expressivity of the learned representations.

Reducing redundancy in representations: To further reduce redundancy in our sparse representations, we perform orthogonal regularization of dynamic basis vectors \mathbf{A} by adding the loss term $\mathcal{L}(\mathbf{A}) = \sum_{i \neq j} |\mathbf{a}_i^\top \mathbf{a}_j|$ to the loss function in eq (1). This ensures that different basis vectors \mathbf{a}_i and \mathbf{a}_j

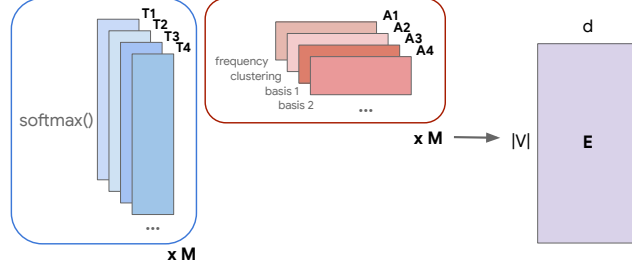


Figure 5: Generalized nonlinear mixture of anchors $\mathbf{A}_1, \dots, \mathbf{A}_M$ and transformations $\mathbf{T}_1, \dots, \mathbf{T}_M$, $\mathbf{E} = \sum_{m=1}^M \text{softmax}(\mathbf{T}_m) \mathbf{A}_m$ (softmax across rows of \mathbf{T}_m). Different sparse transformations can be learned for different initializations of anchor embeddings.

are orthogonal instead of being linear combinations of one another which would lead to redundancies across different learnt entries in \mathbf{T} .

Mixture of anchors: In general, different initialization strategies may bring about different advantages. For example, using a mixture of random basis vectors has been shown to help model multisense embeddings [5, 56]. One can define a set of M anchor embeddings $\mathbf{A}_1, \dots, \mathbf{A}_M$ each initialized by different strategies and of possibly different sizes.

Nonlinear mixture of transformations: To complement learning multiple sets of anchor embeddings $\mathbf{A}_1, \dots, \mathbf{A}_M$, the straightforward extension of the TRANSFORM step would be to learn a separate linear transformation for each anchor embedding and summing the result: $\mathbf{E} = \sum_{m=1}^M \mathbf{T}_m \mathbf{A}_m$. However, the expressive power of this linear combination is equivalent to one set of anchor embeddings equal to concatenating $\mathbf{A}_1, \dots, \mathbf{A}_M$ and one linear transformation. To truly exhibit the advantage of multiple anchors, we transform and combine them in a nonlinear fashion, e.g. $\mathbf{E} = \sum_{m=1}^M \text{softmax}(\mathbf{T}_m) \mathbf{A}_m$ (softmax over the rows of \mathbf{T}_m , Figure 5). Different transformations can be learned for different initializations of anchors. This is connected with the multi-head attention mechanism in the Transformer [73], where $\text{softmax}(\mathbf{T}_m)$ are the softmax-activated (sparse) attention weights and \mathbf{A}_m the values to attend over. The result is an embedding matrix formed via a nonlinear mixture of anchors (each initialized with different strategies) and sparse transformations.

F Nonparametric ANCHOR & TRANSFORM

In this section we provide details for our non-parametric extension of ANT. Recall that our full objective function derived via small variance asymptotics is given by:

$$\min_{\substack{\mathbf{T} \geq 0 \\ \mathbf{A}, \theta, K}} \sum_i D_\phi(y_i, f_\theta(x_i; \mathbf{TA})) + \lambda_2 \|\mathbf{T}\|_0 + (\lambda_1 - \lambda_2)K, \quad (33)$$

which suggests a natural objective function in learning representations that minimize the prediction loss $D_\phi(y_i, f_\theta(x_i; \mathbf{TA}))$ while ensuring sparsity of \mathbf{T} as measured by the ℓ_0 -norm and using as few anchors as possible (K). Therefore, optimizing eq (6) gives rise to a nonparametric version of ANT, which we call NBANT, that automatically learns the optimal number of anchors. To perform optimization over the number of anchors, our algorithm starts with a small initial number of anchors $K = |\mathbf{A}| = 10$ and either adds ΔK anchors (i.e. adding ΔK new rows to \mathbf{A} and ΔK new sparse columns to \mathbf{T}) or deletes ΔK anchors to minimize eq (33) at every epoch depending on the trend of the objective evaluated on the training set. We detail the full Algorithm 2, and highlight the main changes as compared to ANT.

Practically, this algorithm involves the same number of training epochs and batches through each training epoch as the vanilla ANT method. To enable sharing of trained anchors, we change the indices from where \mathbf{A} and \mathbf{T} are read from so that the partially trained removed anchors are still stored in case more anchors need to be added again.

G Efficient Learning and Inference

The naive method for learning \mathbf{E} from anchor embeddings \mathbf{A} and the sparse transformations \mathbf{T} still scales linearly with $|V| \times d$. Here we describe some tips on how to perform efficient learning and inference of the anchor embeddings \mathbf{A} and the sparse transformations \mathbf{T} :

Algorithm 2 NBANT: Nonparametric Bayesian ANT. Differences from ANT are highlighted in red.

ANCHOR & TRANSFORM:
1: Anchor: initialize initial $K = |A|$ and corresponding anchor embeddings $\mathbf{A} \in \mathbb{R}^{K \times d}$.
2: Transform: initialize $\mathbf{T} \in \mathbb{R}^{|V| \times K}$ as a *sparse matrix*.
3: **for** each epoch **do**
4: **for** each batch (\mathbf{X}, \mathbf{Y}) **do**
5: Compute loss $\mathcal{L} = \sum_i D_\phi(y_i, f_\theta(x_i; \mathbf{T}\mathbf{A}))$
6: $\mathbf{A}, \mathbf{T}, \theta = \text{UPDATE}(\nabla \mathcal{L}, \eta)$.
7: $\mathbf{T} = \max\{\mathbf{T} - \eta\lambda_2, 0\}$.
8: **end for**
9: Compute eq (33) using current value of $K, \mathbf{A}, \mathbf{T}$ on the validation set.
10: **if** eq (33) is on a decreasing trend **then**
11: $K = K + \Delta K$, add ΔK rows to \mathbf{A} and ΔK (sparse) columns to \mathbf{T} .
12: **else if** eq (33) is on an increasing trend **then**
13: $K = K - \Delta K$, remove ΔK rows from \mathbf{A} and ΔK (sparse) columns from \mathbf{T} .
14: **else**
15: keep current values of $K, \mathbf{A}, \mathbf{T}$.
16: **end if**
17: **end for**
18: **return** anchor embeddings \mathbf{A} and transformations \mathbf{T} .

- Store \mathbf{T} as a sparse matrix by only storing its non-zero entries and indices. From our experiments, we have shown that $\text{nnz}(\mathbf{T}) \ll |V| \times d$ which makes storage efficient.
- For inference, use sparse matrix multiply as supported in TensorFlow and PyTorch to compute $\mathbf{E} = \mathbf{T}\mathbf{A}$ (or its non-linear extensions). This decreases the running time from scaling by $|V| \times d$ to only scaling as a function of $\text{nnz}(\mathbf{T})$. For training, using inbuilt sparse representation of most deep learning frameworks like PyTorch or Tensorflow is not optimal, as they do not support changing non-zero locations in sparse matrix and apriori its not easy to find optimal set of non-zero locations.
- During training, instead, implicitly construct \mathbf{E} from its anchors and transformations. In fact, we can do better: instead of constructing the entire \mathbf{E} matrix to embed a single datapoint $\mathbf{x} \in \mathbb{R}^{1 \times |V|}$, we can instead first *index* \mathbf{x} into \mathbf{T} , i.e. $\mathbf{x}\mathbf{T} \in \mathbb{R}^{1 \times |A|}$ before performing a sparse matrix multiplication with \mathbf{A} , i.e. $(\mathbf{x}\mathbf{T})\mathbf{A} \in \mathbb{R}^{1 \times d}$. We are essentially taking advantage of the *associative* property of matrix multiplication and the fact that $\mathbf{x}\mathbf{T}$ is a simple indexing step and $(\mathbf{x}\mathbf{T})\mathbf{A}$ is an effective sparse matrix multiplication. To enable fast row slicing into sparse matrix, we just storing the matrix in adjacency list or CSOO format. (We move away from CSR as adding/deleting a non-zero location is very expensive.) When gradient comes back, only update the corresponding row in \mathbf{T} . The gradient will be sparse as well due to the L1-prox operator.
- Above trick solves the problem for tasks where embedding is used only at the input, e.g. classification. For tasks like language model, where embedding is used at output as well one can also use above mentioned trick with speedup techniques like various softmax sampling techniques [12, 53] or noise-contrastive estimation [30, 55], which will be anyway used for large vocabulary sizes. To elaborate, consider the case of sampled softmax [12]. We normally generate the negative sample indices, and then we can first *index* into \mathbf{T} using the true and negative indices before performing sparse matrix multiplication with \mathbf{A} . This way we do not have to instantiate entire \mathbf{E} by expensive matrix multiplication.
- When training is completed, only store the non-zero entries of \mathbf{T} or store \mathbf{T} as a sparse matrix to reconstruct \mathbf{E} for inference.
- To save time when initializing the anchor embeddings and incorporating domain knowledge, precompute the necessary statistics such as frequency statistics, co-occurrence statistics, and object relation statistics. We use a small context size of 10 to measure co-occurrence of two words to save time. When using WordNet to discover word relations, we only search for immediate relations between words instead of propagating relations across multiple steps (although this could further improve performance).
- In order to incorporate domain knowledge in the sparsity structure, we again store $\mathbf{1} - \mathbf{S}(G)$ using sparse matrices. Recall that $\mathbf{S}(G)$ has an entry equal to 1 for entries representing unrelated objects that should be ℓ_1 -penalized, which makes $\mathbf{S}(G)$ quite dense since most

Table 5: Table of hyperparameters for text classification experiments on AG-News, DBPedia, Sogou-News, and Yelp-review datasets. All text classification experiments use the same base CNN model with the exception of different output dimensions (classes in the dataset): 4 for AG-News, 14 for DBPedia, 5 for Sogou-News, and 5 for Yelp-review.

Model	Parameter	Value
CNN	Embedding dim	256
	Filter sizes	[3, 4, 5]
	Num filters	100
	Filter strides	[1, 1]
	Filter padding	valid
	Pooling strides	[1, 1]
	Pooling padding	valid
	Loss	cross entropy
	Dropout	0.5
	Batch size	256
	Max seq length	100
	Num epochs	200
	Activation	ReLU
	Optimizer	Adam
	Learning rate	5×10^{-3}
	Learning rate decay	1×10^{-5}
	Start decay	40

anchor and non-anchor objects are unrelated. Hence we store $\mathbf{1} - \mathbf{S}(G)$ instead which consists few non-zero entries only at (non-anchor, anchor) entries for related objects. Element-wise multiplications are also replaced by sparse element-wise multiplications when computing $\mathbf{T} \odot \mathbf{S}(G)$ and $\mathbf{T} \odot (\mathbf{1} - \mathbf{S}(G))$.

- Finally, even if we want to use our ANT framework with full softmax in language model, it is possible without blowing up memory requirements. In particular, let $\mathbf{g} \in \mathbf{R}^{1 \times |V|}$ be the incoming gradient from cross-entropy loss and $\mathbf{h} \in \mathbf{R}^{d \times 1}$ be the vector coming from layers below, like LSTM. The gradient update is then

$$\mathbf{T} \leftarrow \text{PROX}_{\eta\lambda}(\mathbf{T} - \eta\mathbf{g}(\mathbf{A}\mathbf{h})^T) \quad (34)$$

The main issue is computing the huge $|V| \times |A|$ outer product as an intermediate step which will be dense. However, note that incoming gradient \mathbf{g} is basically a softmax minus an offset corresponding to correct label. This should only have large values for a small set of words and small for others. If we carefully apply the ℓ_1 -prox operator earlier, which is nothing but a soft-thresholding, we can make this incoming gradient sparse very sparse. Thus we need to only calculate a much smaller sized outer product and touch a small number of rows in \mathbf{T} . Thus, making the approach feasible.

H Generality of ANT

We show that under certain structural assumptions on the anchor embeddings and transformation matrices, ANT reduces to the following task-specific methods for learning sparse representations: 1) Frequency [21], TF-IDF, Group Lasso [74], and variational dropout [18] based vocabulary selection, 2) Low-rank factorization [26], and 3) Compositional code learning [68, 17]. Hence, ANT is general and unifies some of the work on sparse representation learning done independently in different research areas.

Frequency-based vocabulary selection [48, 21]: Initialize A with the $|A|$ most frequent objects and set $\mathbf{T}_{a,a} = 1$ for all $a \in A$, $\mathbf{T} = 0$ otherwise. Then $\mathbf{E} = \mathbf{T}\mathbf{A}$ consists of embeddings of the $|A|$ most frequent objects with zero embeddings for all others. During training, gradients are used to update \mathbf{A} but not \mathbf{T} (i.e. only embeddings for frequent objects are learned). By changing the selection of A , ANT also reduces to other vocabulary selection methods such as TF-IDF [63], Group Lasso [74], and variational dropout [18]

Low-rank factorization [1, 50, 26]: Initialize A by a mixture of random basis embeddings (just 1 anchor per set) $\mathbf{A}_1, \dots, \mathbf{A}_M \in \mathbf{R}^{1 \times d}$ and do not enforce any sparsity on the transformations $\mathbf{T}_1, \dots, \mathbf{T}_M \in \mathbf{R}^{|V| \times 1}$. If we further restrict ourselves to only linear combinations $\mathbf{E} = \sum_{m=1}^M \mathbf{T}_m \mathbf{A}_m$,

Table 6: Table of hyperparameters for language modeling experiments using LSTM on PTB dataset.

Model	Parameter	Value
LSTM	Embedding dim	200
	Num hidden layers	2
	Hidden layer size	200
	Output dim	10,000
	Loss	cross entropy
	Dropout	0.4
	Word embedding dropout	0.1
	Input embedding dropout	0.4
	LSTM layers dropout	0.25
	Weight dropout	0.5
	Weight decay	1.2×10^{-6}
	Activation regularization	2.0
	Temporal activation regularization	1.0
	Batchsize	20
	Max seq length	70
	Num epochs	500
	Activation	ReLU
	Optimizer	SGD
	Learning rate	30
	Gradient clip	0.25
	Learning rate decay	1×10^{-5}
	Start decay	40

this is equivalent to implicitly learning the M low rank factors $\mathbf{a}_1, \dots, \mathbf{a}_M, \mathbf{t}_1, \dots, \mathbf{t}_M$ that reconstruct embedding matrices of rank at most M .

Compositional code learning [68, 17]: Initialize A by a mixture of random basis embeddings $\mathbf{A}_1, \dots, \mathbf{A}_M$, initialize transformations $\mathbf{T}_1, \dots, \mathbf{T}_M$, and apply a linear combination $\mathbf{E} = \sum_{m=1}^M \mathbf{T}_m \mathbf{A}_m$. For sparsity regularization, set row i of $\mathbf{S}(G)_{m_i}$ as a reverse one-hot vector with entry $d_{m_i} = 0$ and all else 1. In other words, index d_{m_i} of row \mathbf{T}_{m_i} is not regularized, and all other entries are ℓ_1 -regularized with extremely high λ_2 such that row \mathbf{T}_{m_i} essentially becomes an one-hot vector with dimension $d_{m_i} = 1$. This results in learning a *codebook* where each object in V is mapped to *only one* anchor in each mixture.

Therefore, ANT encompasses several popular methods for learning sparse representations, and gives further additional flexibility in defining various initialization strategies, applying nonlinear mixtures of transformations, and incorporating domain knowledge via object relationships.

I Experimental Details

Here we provide more details for our experiments including hyperparameters used, design decisions, and comparison with baseline methods. We also include the anonymized code in the supplementary material.

I.1 Text Classification

Base CNN model: For all text classification experiments, the base model is a CNN [43] with layers of 2D convolutions and 2D max pooling, before a dense layer to the output softmax. The code was adapted from <https://github.com/wenhuchen/Variational-Vocabulary-Selection> and the architecture hyperparameters are provided in Table 5. The only differences are the output dimensions which is 4 for AG-News, 14 for DBPedia, 5 for Sogou-News, and 5 for Yelp-review.

Anchor: We experiment with dynamic, frequency, and clustering initialization strategies. The number of anchors $|A|$ is a hyperparameter that is selected using the validation set. The range of $|A|$ is in $\{10, 20, 50, 80, 100, 500, 1,000\}$. Smaller values of $|A|$ allows us to control for fewer anchors and smaller transformation matrix \mathbf{T} at the expense of performance.

Transformation: We experiment with sparse linear transformations for \mathbf{T} . λ_2 is a hyperparameter that is selected using the validation set. Larger values of λ_2 allows us to control for more sparse entries

Table 7: Table of hyperparameters for language modeling experiments using AWD-LSTM on PTB dataset.

Model	Parameter	Value
AWD-LSTM	Embedding dim	400
	Num hidden layers	3
	Hidden layer size	1, 150
	Output dim	10,000
	Loss	cross entropy
	Dropout	0.4
	Word embedding dropout	0.1
	Input embedding dropout	0.4
	LSTM layers dropout	0.25
	Weight dropout	0.5
	Weight decay	1.2×10^{-6}
	Activation regularization	2.0
	Temporal activation regularization	1.0
	Batchsize	20
	Max seq length	70
	Num epochs	500
	Activation	ReLU
	Optimizer	SGD
	Learning rate	30
	Gradient clip	0.25
	Learning rate decay	1×10^{-5}
	Start decay	40

in \mathbf{T} at the expense of performance. For experiments on dynamic mixtures, we use a softmax-based nonlinear combination $\mathbf{E} = \sum_{m=1}^M \text{softmax}(\mathbf{T}_m) \mathbf{A}_m$ where softmax is performed over the rows of \mathbf{T}_m . Note that applying a softmax activation to the rows of \mathbf{T}_m makes all entries dense so during training, we store \mathbf{T}_m as sparse matrices (which is efficient since \mathbf{T}_m has few non-zero entries) and *implicitly* reconstruct \mathbf{E} .

Domain knowledge: When incorporating domain knowledge in ANT, we use both WordNet and co-occurrence statistics. For WordNet, we use the public WordNet interface provided by NLTK <http://www.nltk.org/howto/wordnet.html>. For each word we search for its immediate related words among its hypernyms, hyponyms, synonyms, and antonyms. This defines the relationship graph. For co-occurrence statistics, we define a co-occurrence context size of 10 on the training data. Two words are defined to be related if they co-occur within this context size.

A note on baselines: Note that the reported results on SPARSEVD and SPARSEVD-VOC [22] have a different embedding size: 300 instead of 256. This is because they use pre-trained word2vec or GloVe embeddings to initialize their model before compression is performed.

I.2 Language Modeling on PTB

Base LSTM model: Our base model is a 2 layer LSTM with an embedding size of 200 and hidden layer size of 200. The code was adapted from <https://github.com/salesforce/awd-lstm-lm> and the full table of hyperparameters is provided in Table 6.

Base AWD-LSTM model: In addition to experiments on an vanilla LSTM model as presented in the main text, we also performed experiments using a 3 layer AWD-LSTM with an embedding size of 400 and hidden layer size of 1, 150. The full hyperparameters used can be found in Table 7.

Anchor: We experiment with dynamic, frequency, and clustering initialization strategies. The number of anchors $|A|$ is a hyperparameter that is selected using the validation set. The range of $|A|$ is in $\{10, 20, 50, 80, 100, 500, 1,000\}$. Smaller values of $|A|$ allows us to control for fewer anchors and smaller transformation matrix \mathbf{T} at the expense of performance.

Domain knowledge: When incorporating domain knowledge in ANT, we use both WordNet and co-occurrence statistics. For WordNet, we use the public WordNet interface provided by NLTK <http://www.nltk.org/howto/wordnet.html>. For each word we search for its immediate related words among its hypernyms, hyponyms, synonyms, and antonyms. This defines the relationship

Table 8: Table of hyperparameters for language modeling experiments using AWD-LSTM on WikiText-103 dataset.

Model	Parameter	Value
AWD-LSTM	Embedding dim	400
	Num hidden layers	4
	Hidden layer size	2,500
	Output dim	267,735
	Loss	cross entropy
	Dropout	0.1
	Word embedding dropout	0.0
	Input embedding dropout	0.1
	LSTM layers dropout	0.1
	Weight dropout	0.0
	Weight decay	0.0
	Activation regularization	0.0
	Temporal activation regularization	0.0
	Batchsize	32
	Max seq length	140
	Num epochs	14
	Activation	ReLU
	Optimizer	SGD
	Learning rate	30
	Gradient clip	0.25
	Learning rate decay	1×10^{-5}
	Start decay	40

graph. For co-occurrence statistics, we define a co-occurrence context size of 10 on the training data. Two words are defined to be related if they co-occur within this context size.

A note on baselines: We also used some of the baseline results as presented in [26]. Their presented results differ from our computations in two aspects: they include the LSTM parameters on top of the embedding parameters, and they also count the embedding parameters twice since they do not perform weight tying [61] (see equation (6) of [26]). To account for this, the results of SPARSEVD and SPARSEVD-VOC [22], as well as the results of various LR and TT low rank compression methods [26] were modified by subtracting off the LSTM parameters ($200 \times 200 \times 16$). This is derived since each of the 8 weight matrices $W_{i,f,o,c}, U_{i,f,o,c}$ in an LSTM layer is of size 200×200 , and there are a 2 LSTM layers. We then divide by two to account for weight tying. In the main text, we compared with the *strongest* baselines as reported in [26]: these were the methods that performed low rank decomposition on both the input embedding ($|V| \times d$), output embedding ($d \times |V|$), and intermediate hidden layers of the model. For full results, please refer to [26].

Note that the reported results on SPARSEVD and SPARSEVD-VOC [22] have a different embedding size and hidden layer size of 256 instead of 200, although these numbers are close enough for fair comparison. In our experiments we additionally implemented an LSTM with an embedding size of 256 and hidden layer size of 256 so that we can directly compare with their reported numbers.

For baselines that perform post-processing compression of the embedding matrix, POST-SPARSE HASH (post-processing using sparse hashing) [29] and POST-SPARSE HASH+ k -SVD (improving sparse hashing using k -SVD) [29, 6], we choose two settings: the first using 500 anchors and 10 nearest neighbors to these anchor points, and the second using 1,000 anchors and 20 nearest neighbors. The first model uses $500 \times d + |V| \times 10$ non-zero embedding parameters while the second model uses $1,000 \times d + |V| \times 20$ parameters. For AWD-LSTM on PTB, this is equivalent to 0.3M and 0.6M embedding parameters respectively which is comparable to the number of non-zero parameters used by our method.

L.3 Language Modeling on WikiText-103

Base AWD-LSTM model: Our base model is a 4 layer AWD-LSTM with an embedding size of 400 and hidden layer size of 2,500. The code was adapted from <https://github.com/salesforce/awd-lstm-lm> and the hyperparameters used can be found in Table 8.

Table 9: Table of hyperparameters for movie recommendation experiments on Movielens 1M (top) and Movielens 25M (bottom). Initial K and ΔK are used for NBANT experiments.

Model	Parameter	Value
MF	Embedding dim	16
	Initial K	10
	ΔK	1
	Loss	mse
	Batch size	32
	Num epochs	50
	Optimizer	Yogi
	Learning rate	0.01
	Learning rate decay	0.5
	Decay step size	100,000
Model	Parameter	Value
MF	Embedding dim	16
	Initial K	20
	ΔK	2
	Loss	mse
	Batch size	1,024
	Num epochs	50
	Optimizer	Yogi
	Learning rate	0.01
	Learning rate decay	0.5
	Decay step size	200,000

A note on baselines: While [9] adapt embedding dimensions according to word frequencies, their goal is not to compress embedding parameters and they use 44.9M (dense) parameters in their adaptive embedding layer, while we use only 2M. Their embedding parameters are calculated by their reported bucket sizes and embedding sizes (three bands of size 20K ($d = 1024$), 40K ($d = 256$) and 200K ($d = 64$)). Their perplexity results are also obtained using a Transformer model with 250M params while our AWD-LSTM model uses 130M params.

For the HASH EMBED baseline that retains the frequent k words and hashes the remaining words into 1,000 OOV buckets [70], We vary $k \in \{1 \times 10^5, 5 \times 10^4, 1 \times 10^4\}$ to obtain results across various parameter settings.

L.4 Movie Recommendation on MovieLens

Base MF model: We show the hyperparameters used for the MF model in Table 9. We use the Yogi optimizer [76] to learn the parameters.

ANT and NBANT: We build ANT on top of the MF model while keeping the base hyperparameters constant. NBANT involves defining the starting value of $K = |A|$, and a ΔK value which determines the rate of increase or decrease in K . For Movielens 25M we use a larger initial $|A|$ and ΔK since it is a larger dataset and also takes longer to train, so we wanted the increase and decrease in anchors to be faster (see Table 9). Beyond this initial setting, we found that performance is robust with respect to the initial value of K and ΔK , so we did not tune these parameters. In practice, we tie the updates of the number of user anchors and movie anchors instead of optimizing over both independently. Therefore, we start with the same number of initial user and movie anchors before incrementing or decrementing them by the same ΔK at the same time. We found that this simplification did not affect performance and NBANT was still able to find an optimal number of anchors for a good trade-off between performance and compression.

J More Results

In the following sections, we provide additional results on learning sparse representations of discrete objects using ANT.

Table 10: More text classification results on (from top to bottom) AG-News, DBPedia, Sogou-News, and Yelp-review. Domain knowledge is derived from WordNet and co-occurrence statistics. Our approach with different initializations and domain knowledge achieves within 1% accuracy with 21× fewer parameters on DBPedia, within 1% accuracy with 10× fewer parameters on Sogou-News, and within 2% accuracy with 22× fewer parameters on Yelp-review. Acc: accuracy, # Emb: # (non-zero) embedding parameters.

Method	A	Init A	Sparse T	T ≥ 0	Domain	Acc (%)	# Emb (M)
CNN [77]	61,673	All	✗	✗	✗	91.6	15.87
FREQUENCY [18]	5,000	Frequency	✗	✗	✗	91.0	1.28
TF-IDF [18]	5,000	TF-IDF	✗	✗	✗	91.0	1.28
GL [18]	4,000	Group lasso	✗	✗	✗	91.0	1.02
VVD [18]	3,000	Var dropout	✗	✗	✗	91.0	0.77
SPARSEVD [22]	5,700	Mult weights	✗	✗	✗	88.8	1.72
SPARSEVD-VOC [22]	2,400	Mult weights	✗	✗	✗	89.2	0.73
SPARSE CODE [21]	100	Frequency	✓	✗	✗	89.5	2.03
ANT	50	Frequency	✓	✓	✗	89.5	1.01
	10	Frequency	✓	✓	✓	91.0	0.40
	10	Random	✓	✓	✓	90.5	0.40
	5	Random mixture	✓	✓	✓	90.5	0.70

Method	A	Init A	Sparse T	T ≥ 0	Domain	Acc (%)	# Emb (M)
CNN [77]	563,355	All	✗	✗	✗	98.3	144.0
SPARSE CODE [21]	100	Frequency	✓	✗	✗	96.7	39.0
ANT	80	Cluster	✓	✓	✗	98.1	30.0
	100	Random	✓	✓	✗	98.2	28.0
	50	Frequency	✓	✓	✓	97.3	18.0
	20	Frequency	✓	✓	✓	97.2	7.0

Method	A	Init A	Sparse T	T ≥ 0	Domain	Acc (%)	# Emb (M)
CNN [77]	254,495	All	✗	✗	✗	94.0	65.0
SPARSE CODE [21]	100	Frequency	✓	✗	✗	92.0	6.0
ANT	50	Cluster	✓	✓	✗	93.0	5.0
	80	Cluster	✓	✓	✗	93.1	9.0
	100	Random	✓	✓	✗	93.2	6.0
	50	Frequency	✓	✓	✓	92.0	5.0

Method	A	Init A	Sparse T	T ≥ 0	Domain	Acc (%)	# Emb (M)
CNN [77]	252,712	All	✗	✗	✗	56.2	65.0
SPARSE CODE [21]	100	Frequency	✓	✗	✗	54.0	14.0
ANT	80	Cluster	✓	✓	✗	56.2	8.0
	50	Random	✓	✓	✗	55.7	6.0
	50	Random	✓	✓	✗	56.0	6.0
	50	Frequency	✓	✓	✓	54.7	3.0

J.1 Text classification

Extra results: We report additional text classification results on AG-News, DBPedia, Sogou-News, and Yelp-review in Table 10. For AG-News, using a mixture of anchors and transformations also achieves stronger performance than the baselines using 5 anchors per mixture, although the larger number of transformations leads to an increase in parameters. Our approach with different initializations and domain knowledge achieves within 1% accuracy with 21× fewer parameters on DBPedia, within 1% accuracy with 10× fewer parameters on Sogou-News, and within 2% accuracy with 22× fewer parameters on Yelp-review.

Different initialization strategies: Here we also presented results across different initialization strategies and find that while those based on frequency and clustering work better, using a set of dynamic basis embeddings still gives strong performance, especially when combined with domain knowledge from WordNet and co-occurrence statistics. This implies that when the user has more information about the discrete objects (e.g. having a good representation space to perform clustering),

Table 11: Language modeling using LSTM (top) and AWD-LSTM (bottom) on PTB. We outperform the existing vocabulary selection, low-rank, tensor-train, and post-compression (hashing) baselines. 200/256 represents the embedding dimension. Incorporating domain knowledge further reduces parameters. Ppl: perplexity, # Emb: number of (non-zero) embedding parameters.

Method	$ A $	Init A	Sparse T	$T \geq 0$	Domain	Ppl	# Emb (M)
LSTM 200 [26]	10,000	All	✗	✗	✗	77.1	2.00
LSTM 256 [22]	10,000	All	✗	✗	✗	70.3	2.56
LR LSTM 200 [26]	10,000	All	✗	✗	✗	112.1	1.26
TT LSTM 200 [26]	10,000	All	✗	✗	✗	116.6	1.16
SPARSEVD 256 [22]	9,985	Mult weights	✗	✗	✗	109.2	1.34
SPARSEVD-VOC 256 [22]	4,353	Mult weights	✗	✗	✗	120.2	0.52
ANT 200	2,000	Random	✓	✓	✗	77.7	0.65
	1,000	Random	✓	✓	✗	79.4	0.41
	500	Random	✓	✓	✗	84.5	0.27
	100	Random	✓	✓	✗	106.6	0.05
ANT 256	2,000	Random	✓	✓	✗	71.5	0.78
	1,000	Random	✓	✓	✗	73.1	0.49
	500	Random	✓	✓	✗	77.2	0.31
	100	Random	✓	✓	✗	96.5	0.05

Method	$ A $	Init A	Sparse T	$T \geq 0$	Domain	Ppl	# Emb (M)
AWD-LSTM [51]	10,000	All	✗	✗	✗	59.0	4.00
POST-SPARSE HASH [29]	1,000	Post Processing	✓	✗	✗	118.8	0.60
POST-SPARSE HASH [29]	500	Post Processing	✓	✗	✗	166.8	0.30
POST-SPARSE HASH+ k -SVD	1,000	Post Processing	✓	✗	✗	78.0	0.60
POST-SPARSE HASH+ k -SVD	500	Post Processing	✓	✗	✗	103.5	0.30
ANT	1,000	Random	✓	✓	✗	72.0	0.44
	500	Random	✓	✓	✗	74.0	0.26
	1,000	Frequency	✓	✓	✗	77.0	0.45
	100	Frequency	✓	✓	✓	70.0	0.05

Table 12: Language modeling results on WikiText-103. We reach within 3 points perplexity with $\sim 16\times$ reduction and within 13 points perplexity with $\sim 80\times$ reduction, outperforming the frequency (HASH EMBED) and post-processing hashing (SPARSE HASH) baselines.

Method	$ A $	Init A	Sparse T	$T \geq 0$	Domain	Ppl	# Emb (M)
AWD-LSTM [51]	267,735	All	✗	✗	✗	35.2	106.8
HASH EMBED [70]	100,000	Frequency	✗	✗	✗	40.6	40.4
HASH EMBED [70]	50,000	Frequency	✗	✗	✗	52.5	20.4
HASH EMBED [70]	10,000	Frequency	✗	✗	✗	70.2	4.4
POST-SPARSE HASH [29]	1,000	Post Processing	✓	✗	✗	764.7	5.7
POST-SPARSE HASH [29]	500	Post Processing	✓	✗	✗	926.8	2.9
POST-SPARSE HASH+ k -SVD	1,000	Post Processing	✓	✗	✗	73.7	5.7
POST-SPARSE HASH+ k -SVD	500	Post Processing	✓	✗	✗	148.3	2.9
ANT	1,000	Random ($\lambda_2 = 1 \times 10^{-6}$)	✓	✓	✗	38.4	6.5
	1,000	Random ($\lambda_2 = 1 \times 10^{-5}$)	✓	✓	✗	39.7	3.1
	500	Random ($\lambda_2 = 1 \times 10^{-6}$)	✓	✓	✗	48.8	1.4
	500	Random ($\lambda_2 = 1 \times 10^{-5}$)	✓	✓	✗	54.2	0.4

then the user should do so. However, for a completely new set of discrete objects, simply using low-rank basis embeddings with sparsity also work well.

J.2 Language modeling

Extra results on PTB: We report additional language modeling results using AWD-LSTM on PTB in Table 11. ANT with 1,000 dynamic basis vectors is able to compress the embedding parameters by $10\times$ while achieving 72.0 test perplexity. By incorporating domain knowledge, we further compress the embedding parameters by *another* $10\times$ and achieve 70.0 test perplexity, which results in $100\times$ total compression as compared to the baseline. We also perform more controlled experiments with different embedding dimension sizes 200 and 250 where we also outperform the baselines.

Table 13: On Movielens 1M, ANT outperforms MF and mixed dimensional embeddings. NBANT automatically tunes $|A|$ (*denotes $|A|$ discovered by NBANT) to achieve a balance between performance and compression.

Method	user $ A $	item $ A $	Init A	Sparse \mathbf{T}	$\mathbf{T} \geq 0$	MSE	# Emb (K)
MF [25]	6K	3.7K	All	✗	✗	0.771	155.2
	6K	3.7K	All ($d = 16, \alpha = 0.4, k = 8$)	✗	✗	1.113	66.6
	6K	3.7K	All ($d = 16, \alpha = 0.4, k = 16$)	✗	✗	1.084	66.2
	6K	3.7K	All ($d = 16, \alpha = 0.6, k = 8$)	✗	✗	1.098	47.0
	6K	3.7K	All ($d = 16, \alpha = 0.6, k = 16$)	✗	✗	1.073	42.9
	6K	3.7K	All ($d = 32, \alpha = 0.6, k = 8$)	✗	✗	1.163	94.0
	6K	3.7K	All ($d = 32, \alpha = 0.6, k = 16$)	✗	✗	1.130	84.6
ANT	120	8	Random ($\lambda_2 = 1 \times 10^{-4}$)	✓	✓	0.772	59.4
	15	15	Random ($\lambda_2 = 1 \times 10^{-4}$)	✓	✓	0.786	29.2
	5	10	Random ($\lambda_2 = 1 \times 10^{-4}$)	✓	✓	0.836	10.8
NBANT	Auto \rightarrow 11*	Auto \rightarrow 11*	Random ($\lambda_1 = 0.01, \lambda_2 = 1 \times 10^{-4}$)	✓	✓	0.795	27.7
	Auto \rightarrow 11*	Auto \rightarrow 11*	Random ($\lambda_1 = 0.01, \lambda_2 = 2 \times 10^{-4}$)	✓	✓	0.837	10.6

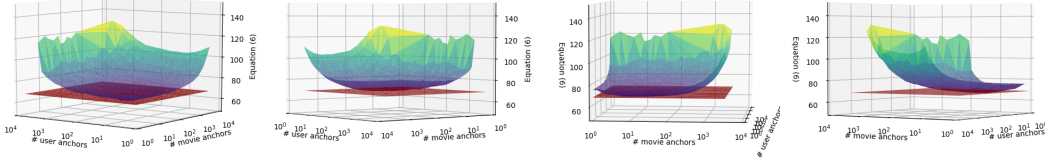


Figure 6: A 3D version of the 2D plot shown in Figure 4 where we simplified the plot by only showing grid points with an equal number of user and movie anchors for Movielens 25M. Here we provide several orientation views of the full 3D plot across user anchors (x-axis), movie anchors (y-axis), and objective value of eq (33) (z-axis). NBANT reaches the objective value indicated by the shaded red plane which is close to the optimal objective value as computed over all grid search experiments for user and movie anchors. Therefore, NBANT can efficiently optimize $|A|$ and reach a good value of eq (6) from just one run.

Extra results on WikiText-103: We also report full results using AWD-LSTM on WikiText-103 in Table 12, where we reach within 3 points perplexity with $\sim 16\times$ reduction and within 13 points perplexity with $\sim 80\times$ reduction, outperforming the frequency (HASH EMBED) and post-processing hashing (SPARSE HASH) baselines.

J.3 Movie Recommendation

Extra results on MovieLens 1M: We also report results on MovieLens 1M in Table 13, where we also observe improvements in accuracy and compression. We also run NBANT on Movielens 1M. Despite the small size of the dataset, NBANT is able to optimize for $|A|$ quickly and achieve a good trade-off between performance and compression.

Extra results on MovieLens 25M: Finally, we provide a 3D version of the 2D plot shown in Figure 4 where we simplified the plot by showing grid points with an equal number of user and movie anchors. We provide several orientation views of the full 3D plot across user anchors (x-axis), movie anchors (y-axis), and objective value of eq (33) (z-axis) in Figure 6. NBANT reaches the objective value indicated by the shaded red plane which is close to the optimal objective value as computed over all grid search experiments for user and movie anchors. Therefore, NBANT can efficiently optimize $|A|$ and reach a good value of eq (6) from just one run.

K Effect of λ_1 and λ_2

In this section we further study the effect of the hyperparameters λ_1 and λ_2 . Recall that our full objective function derived via small variance asymptotics is given by:

$$\min_{\mathbf{T} \geq 0} \sum_i D_\phi(y_i, f_\theta(x_i, \mathbf{T}\mathbf{A})) + \lambda_2 \|\mathbf{T}\|_0 + (\lambda_1 - \lambda_2)K \quad (35)$$

The role of hyper-parameter λ_2 is clear: For a fixed λ_1 and integer valued variable K , tuning λ_2 controls the trade-off between sparsity of \mathbf{T} and model performance (see Table 12).

The role of hyper-parameter λ_1 is more subtle. It can be considered as a weighing fraction for scalarizing an underlying multi-objective optimization problem. To elaborate, one can consider our goal as a multi-objective problem of minimizing the predictive loss while simultaneously using a minimal number of anchors (K). Then the hyperparameter λ_1 can be used to select a solution along

the Pareto front. In other words, tuning the hyperparameter λ_1 allows us to perform model selection by controlling the trade-off between the number of anchors used and prediction performance. We apply eq (35) on the trained models in Table 2 and report these results in Table 14. Choosing a small $\lambda_1 = 2 \times 10^{-5}$ selects a model with more anchors ($|A| = 1,000$) and better performance (ppl = 79.4), while a larger $\lambda_1 = 1 \times 10^{-1}$ selects the model with fewest anchors ($|A| = 100$) with a compromise in performance (ppl = 106.6).

Table 14: An example of model selection on the trained language models using LSTM trained on PTB. Tuning the hyperparameter λ_1 and evaluating eq (35) allows us to perform model selection by controlling the trade-off between sparsity as determined by the number of anchors used and prediction performance.

Method	$ A $	Init A	Ppl	# nnz(T)	λ_1	λ_2	eq (35)
ANCHOR & TRANSFORM 200	2,000	Dynamic	77.7	245K	2×10^{-5}	1×10^{-6}	4.64
	1,000	Dynamic	79.4	214K	2×10^{-5}	1×10^{-6}	4.61
	500	Dynamic	84.5	171K	2×10^{-5}	1×10^{-6}	4.62
	100	Dynamic	106.6	25K	2×10^{-5}	1×10^{-5}	4.92
ANCHOR & TRANSFORM 200	2,000	Dynamic	77.7	245K	1×10^{-4}	1×10^{-6}	4.80
	1,000	Dynamic	79.4	214K	1×10^{-4}	1×10^{-6}	4.69
	500	Dynamic	84.5	171K	1×10^{-4}	1×10^{-6}	4.66
	100	Dynamic	106.6	25K	1×10^{-4}	1×10^{-5}	4.93
ANCHOR & TRANSFORM 200	2,000	Dynamic	77.7	245K	1×10^{-1}	1×10^{-6}	204.6
	1,000	Dynamic	79.4	214K	1×10^{-1}	1×10^{-6}	104.6
	500	Dynamic	84.5	171K	1×10^{-1}	1×10^{-6}	54.6
	100	Dynamic	106.6	25K	1×10^{-1}	1×10^{-5}	14.9