

# Rectified Meta-Learning from Noisy Labels for Robust Image-based Plant Disease Diagnosis

Ruifeng Shi, Deming Zhai, *Member, IEEE*, Xianming Liu, *Member, IEEE*, Junjun Jiang, *Member, IEEE*, and Wen Gao, *Fellow, IEEE*

**Abstract**—Plant diseases serve as one of main threats to food security and crop production. It is thus valuable to exploit recent advances of artificial intelligence to assist plant disease diagnosis. One popular approach is to transform this problem as a leaf image classification task, which can be then addressed by the powerful convolutional neural networks (CNNs). However, the performance of CNN-based classification approach depends on a large amount of high-quality manually labeled training data, which are inevitably introduced noise on labels in practice, leading to model overfitting and performance degradation. To overcome this problem, we propose a novel framework that incorporates rectified meta-learning module into common CNN paradigm to train a noise-robust deep network without using extra supervision information. The proposed method enjoys the following merits: i) A rectified meta-learning is designed to pay more attention to unbiased samples, leading to accelerated convergence and improved classification accuracy. ii) Our method is free on assumption of label noise distribution, which works well on various kinds of noise. iii) Our method serves as a plug-and-play module, which can be embedded into any deep models optimized by gradient descent based method. Extensive experiments are conducted to demonstrate the superior performance of our algorithm over the state-of-the-arts.

**Index Terms**—Plant disease classification, robust deep learning, rectified meta-learning.

## I. INTRODUCTION

**D**ESPITE remarkable progress has been made in the mass production and accessibility of food, plant diseases [1] remain one of main threats to food security and crop production. In the developing countries, where the necessary infrastructures are lacking, more than 50% of yield loss is due to pests and diseases [2]. The straightforward and effective way is to borrow the wisdom of agriculture experts to determine the type and severity of plant diseases. However, experts are very rare, and are also prone to misjudgments.

In recent years, methods for automatically determining plant diseases by machine learning have received increasing attention [3], [4]. The basic idea of these learning-based methods is to study pictures of plant leaves and then predict types of plant diseases through image classification technique [5], [6]. Conventional methods complete this task based on handcrafted features. However, feature design is a non-trivial problem.

R. Shi, D. Zhai, X. Liu, and J. Jiang are with School of Computer Science and Technology, Harbin Institute of Technology, Harbin, 150001, China; and also with Peng Cheng Laboratory, Shenzhen, China. e-mail: {18S003075, zhaideming, csxm, jiangjunjun}@hit.edu.cn.

W. Gao is with School of Electrical Engineering and Computer Science, Peking University, Beijing, 100871, China; and also with Peng Cheng Laboratory, Shenzhen, China. e-mail: wgao@pku.edu.cn.




Fig. 1. Examples of true and noisy labels in PlantVillage dataset. The left side show images with true labels. The right side show images with noisy labels, whose labels should be ones of the left counterpart.

With the advent of deep learning, the plant disease classification methods based on convolutional neural networks (CNNs) [7] have obtained better performance than traditional methods because of the powerful implicit feature extraction ability [8], [9]. However, the performance of the CNN-based approach depends on a large amount of high-quality manually labeled training data, some of which are inevitably mislabeled in practice, as illustrated in Fig. 1. The CNN-based approach lacks of the ability to distinguish clean labels and noisy labels, resulting in model overfitting and degraded performance. Therefore, how to design a robust method to handle label noise is critical to improve the performance of CNN-based plant disease diagnosis task.

To this end, various approaches attempted to design more complicated networks to estimate the noise [10], or correct the noisy labels by introducing a confusion matrix between true and noisy labels [11]. Most of these methods assume that a single mapping exists between true and noisy labels, and this mapping is independent of individual samples. However, in practical cases, the sources of noise on labels are diverse and the types of noise are complicated. It is difficult to employ a single mapping to simulate all scenarios. Furthermore, many

methods tried to improve the performance by introducing additional supervision information [12]. For example, some methods selected a part of training dataset and artificially correct the noisy labels by professional experts. By using the corrected training data, the derived deep networks surely can increase the ability of robustness to noise. However, these approaches are time-consuming and expensive when applied in large-scale real-world dataset.

In this study, we propose a novel framework that incorporates rectified meta-learning module into common CNN paradigm, which aims to train a noise-robust network for plant disease diagnosis without extra supervised information. As shown in Fig. 2, our method contains two phases: the first phase (the upper part) is to train a CNN-based model to predict the classification results according to original noisy labels, and the second phase (the bottom part) is to combine meta-learning with rectification module to improve network tolerance of noise. Specifically, in the process of meta-learning, multiple synthetic min-batches with pseudo labels are generated to simulate the process of training with label noise. And then, we train the network using one gradient update, and encourage it to give consistent predictions with that of the first phase. Furthermore, we propose a rectification module to give more penalty on highly-biased samples, while less penalty on unbiased ones, leading to less proneness to overfitting.

The main contributions of this work are highlighted as follows:

- 1) We propose a novel framework to reduce the impact of noisy labels on classification performance, without introducing additional manually-corrected information. Our method serves as a plug-and-play module, which can be applied on any deep models optimized by gradient descent based method, and does not rely on the assumption of label noise.
- 2) A rectification module is tailored into the network training to make it pay more attention to the unbiased samples, leading to accelerated convergence and improved classification accuracy.
- 3) We conduct extensive experiments on public PlantVillage datasets [13] with various label noises, to demonstrate the superior performance of the proposed method over the state-of-the-arts.

The outline of the paper is as follows. We overview related works in Section II. In Section III, we elaborate the proposed rectified meta-learning strategy for robust image-based plant disease classification. We introduce the unified optimization framework in Section IV. Extensive experimental results are provided in Section IV. Finally, conclusions are presented in Section V.

## II. RELATED WORKS

In this section, we provide a brief overview about the related works, including learning with noisy labels and meta-learning.

### A. Learning with Noisy Labels

Designing learning algorithms that can learn from data sets with noisy labels is of great practical importance. Many works

are presented to address this problem. One line of approaches use transition matrix [11], [14], [15], [16] to characterize the transition probability between noisy and true labels, *i.e.*, each sample with a true label has a fixed probability of being mislabeled as a noisy label. For example, Patrini *et al.* [14] proposed a loss correction method to estimate the transition matrix by using a deep network trained on the noisy datasets. Hendrycks *et al.* [11] exploited a subset of accurately labeled data to estimate the transition matrix. The above methods rely on a prior assumption that the transition matrix keeps identical between classes but is irrelevant to samples. Therefore, these methods worked well on the noisy datasets which is simple and artificial, such as the noisy CIFAR10 [17]. When faced with complex and real-world plant diseases datasets, such as PlantVillage dataset, these methods do not take effect since the above assumption is no longer reasonable.

Another line of methods use a reference set to help training a robust network, which is a clean subset of data including both noisy labels and verified true labels [12], [18], [19], [20]. For example, Lee *et al.* [12] introduced CleanNet, a joint neural embedding network, which requires a fraction of the classes being manually verified to provide the knowledge of label noise that can be transferred to other classes. Veit *et al.* [19] proposed a multi-task network that jointly learns to clean noisy annotations and to accurately classify images. However, the construction of reference set is usually expensive and time-consuming.

In addition, one popular line is to optimize the network and sample labels jointly [21], [22], [23], [24], [25]. For instance, in [22], a joint optimization framework of learning DNN parameters and estimating true labels is proposed, which can correct labels during training by alternating update of network parameters and labels. Yi *et al.* [25] proposed an end-to-end framework called PENCIL, which updates both network parameters and label estimations as label distributions. [23] proposed a deep self-learning framework. By correcting the label using several class prototypes and training the network jointly using the corrected and original noisy iteratively, this work provides an effective end-to-end training framework without using an accessorial network or adding extra supervision on a real noisy dataset.

### B. Meta-Learning

Meta-learning, or referred to as learning to learn, is an approach to train a model on a variety of learning tasks, such that it can learn and adapt quickly for new tasks using only a few samples [26], [27], [28]. Meta-learning attracted considerable interest in the machine learning community in the last years, and many strategies have been proposed. The existing approaches in general can be divided into either memory-based, metric-based, or optimization-based methods. A memory-based method is proposed in [29], which learns to store correct sample and label into the same memory slot and retrieve it later, in a task-generic manner. The metric-based approach attempts to learn a shared metric space [30], which defines a distance between the sample and the class prototype, such that the samples are closer to their correct prototypes than to others.

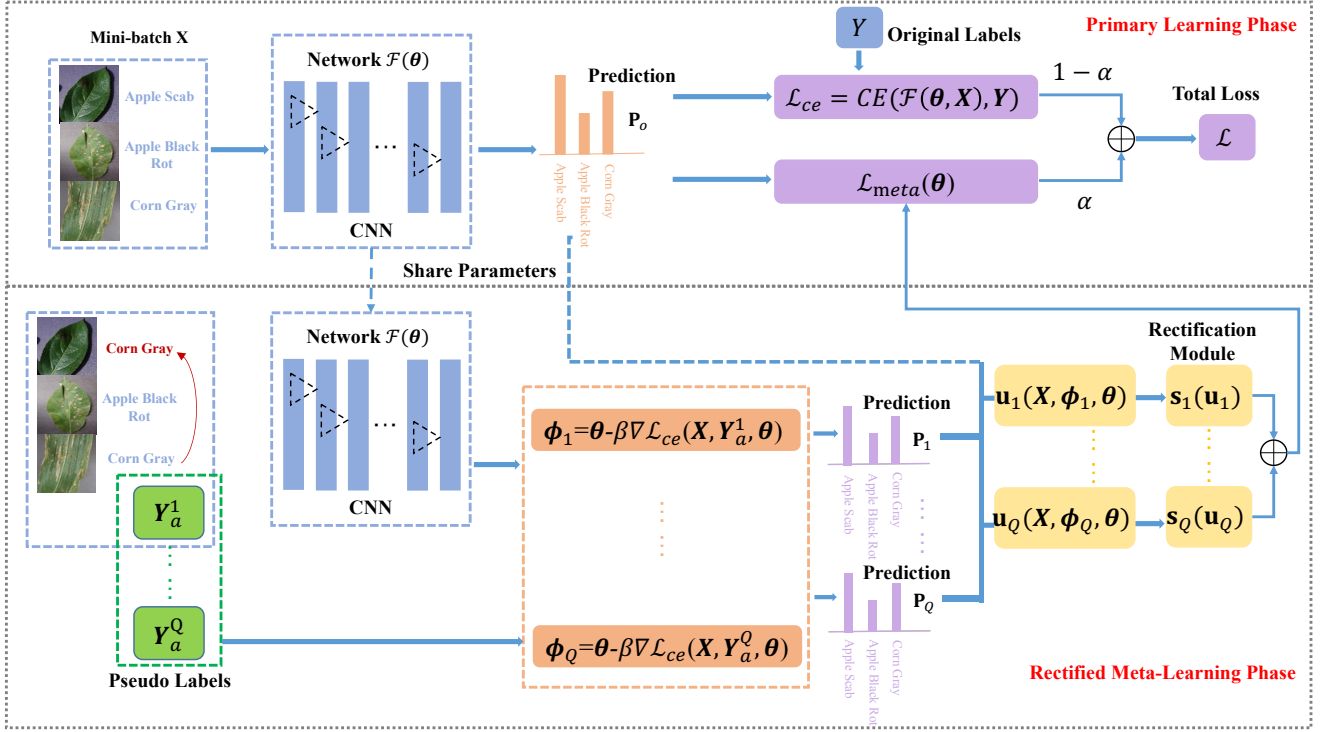


Fig. 2. Illustration of the proposed noise-robust plant disease classification framework, which contains two phases that are performed iteratively: 1) primary learning phase, which is designed to train a network to predict the classification results according to original noisy labels; 2) rectified meta-learning phase, which is tailored to improve network robustness to label noise by self-learning.

In contrast to other two approaches, the optimization-based approach [31], [28], [32] is more popular, which turns to learn a shared initialization parameter that is optimal for any tasks within few gradient steps from the initial parameter. For example, Hochreiter *et al.* [33] introduced gradient descent method for meta-learning, specifically for recurrent meta-learning algorithms. This work is extended to reinforcement learning by Wang *et al.* [34] and used for Recurrent Neural Network (RNN) by Andrychowicz *et al.* [35]. The representative optimization-based method MAML [28] is model-agnostic and performs training by doing gradient updates on simulated meta-tasks, which aims to train model parameters that can learn well based on a few examples and a few gradient descent steps. Meta-SGD [36] uses learning the learning rate differently for each parameter to enhance upon MAML. For effective learning of a meta-learner, meta-learning approaches adopt the episodic training strategy [37] that trains and evaluates a model over a large number of subtasks, which are called meta-training and meta-test phase, respectively. Our approach is similar to MAML. Both our approach and MAML are model-agnostic and perform training by doing gradient updates. However, MAML aims at few-shot transfer to new tasks, whereas our goal is to learn a noise-robust network for plant disease classification.

### III. PROPOSED METHOD

In this section, we introduce in details the proposed rectified meta-learning scheme for plant disease classification. Firstly,

we state the dilemma of learning from noisy labels. Then we detail the proposed methodology, which includes two phases—primary learning phase and rectified meta-learning phase—that are performed iteratively.

#### A. Problem Statement

In supervised plant disease classification problem, we have a set of  $n$  training images  $\mathbf{X} = [x_1, \dots, x_n]$  with ground-truth labels  $\mathbf{Y} = [y_1, \dots, y_n]$ , where  $x_i$  denotes the  $i^{th}$  sample and  $y_i \in \{0, 1\}^c$  is a one-hot vector representing the corresponding noisy label over  $c$  classes. A neural network  $\mathcal{F}(\theta)$  with parameter  $\theta$  is defined to map image  $x_i$  to label probability distribution  $\mathcal{F}(x_i, \theta)$ . When training on a truly-labeled dataset, the optimization problem is defined as follows:

$$\theta^* = \arg \min_{\theta} \mathcal{L}(\mathcal{F}(\mathbf{X}, \theta), \mathbf{Y}), \quad (1)$$

where  $\mathcal{L}$  represents the empirical risk. However, in practice, the labels  $\mathbf{Y}$  inevitably contain some noise, *i.e.*, some image samples are annotated with inaccurate labels, making this end-to-end approach sub-optimal. The network would overfit to label noise and suffer from classification performance degradation.

In view of the above limitation, we propose a two-phase approach to learn a noise-robust deep network for plant disease classification. The first phase is the common CNN-based classification process, where we introduce the meta-learning loss derived from the second phase into its loss function to promote the network less prone to label noise. In the

second phase, the meta-learning process generates multiple synthetic min-batches with pseudo labels, according to which we simulate the process of training with label noise. We then seek the network parameters that are less sensitive to label noise in the parameter space by minimizing the weighted consistency loss among network outputs. In this way, we can learn the underlying reliable knowledge from data with label noise. In contrast, the most recent method [23] adopts a cascade manner, which first corrects the noisy labels and then learns the network parameters.

## B. Methodology

The overall framework of our method is illustrated in Fig. 2. It contains two phases: primary learning phase and rectified meta-learning phase, which are performed iteratively.

1) *Primary Learning Phase*: The pipeline of the primary learning phase is illustrated in the upper part of Fig. 2. It aims to optimize the parameters  $\theta$  of the deep neural network  $\mathcal{F}$ , according to which the classification of plant disease is conducted. At the beginning, we collect a mini-batch data  $(\mathbf{X}, \mathbf{Y})^1$  from the training set, where  $\mathbf{X} = (\mathbf{x}_1, \dots, \mathbf{x}_k)$  are  $k$  image samples, and  $\mathbf{Y} = (\mathbf{y}_1, \dots, \mathbf{y}_k)$  are the corresponding labels which contain noise.  $\mathbf{X}$  is then taken as the input of  $\mathcal{F}$  to produce the corresponding label prediction  $\mathcal{F}(\mathbf{X}, \theta)$ . The loss function of the network training consists of two parts:

- The first part is the cross-entropy loss  $\mathcal{L}_{ce}$  that is defined as follows:

$$\begin{aligned} \mathcal{L}_{ce}(\theta) &= CE(\mathcal{F}(\mathbf{X}, \theta), \mathbf{Y}) \\ &= -\frac{1}{n} \sum_{i=1}^n \sum_{j=1}^c \mathbf{y}_{ij} \cdot \log f_j(\mathbf{x}_i, \theta), \end{aligned} \quad (2)$$

where  $f$  maps an input to an output of the  $c$ -class softmax layer.

- The second part is the meta-learning loss  $\mathcal{L}_{meta}$ , which is added to make network more robust to label noise.
- The total loss function is then defined as follows:

$$\mathcal{L}(\theta) = (1 - \alpha)\mathcal{L}_{ce}(\theta) + \alpha\mathcal{L}_{meta}(\theta), \quad (3)$$

where  $\alpha \in [0, 1]$  is the weight factor that compromises contributions of the two losses. At the very beginning of iteration,  $\alpha$  is set to 0 and the network  $\mathcal{F}$  is trained only using the cross-entropy loss  $\mathcal{L}_{ce}$ . In the rest iterations, the meta-learning loss joins into the network training, where  $\alpha$  is set as a positive value.

The total loss function can be addressed by stochastic gradient descent (SGD). The model parameters  $\theta$  are updated as follows:

$$\theta \leftarrow \theta - \gamma \nabla_{\theta} ((1 - \alpha)\mathcal{L}_{ce}(\theta) + \alpha\mathcal{L}_{meta}(\theta)), \quad (4)$$

where  $\gamma$  is the learning rate. The full algorithm is outlined in Algorithm 1.

<sup>1</sup>To avoid introducing more notations, here we re-use  $(\mathbf{X}, \mathbf{Y})$  to denote a mini-batch.

2) *Rectified Meta-Learning Phase*: The pipeline of the rectified meta-learning phase is illustrated in the bottom half of Fig. 2. The rectified meta-learning phase is tailored to make the primary learning phase less prone to overfitting to label noise. Using multiple synthetic mini-batches, we train the network using one gradient update, and enforce it to give consistent predictions with that of primary learning phase. A rectification module is further designed to pay more attention to the unbiased samples, leading to accelerated convergence and improved classification accuracy.

### • Meta-Learning

To perform meta-learning, for each input mini-batch, we first generate multiple synthetic mini-batch with pseudo labels  $\{\hat{\mathbf{Y}}^1, \dots, \hat{\mathbf{Y}}^Q\}$  that are from a similar distribution as the original noisy labels. The generation process is described as follows [38]. Firstly, we randomly select  $m$  samples from  $k$  ones in each mini-batch  $\mathbf{X}$ , which are denoted as  $\mathbf{X}_m = (\mathbf{x}_1, \dots, \mathbf{x}_m)$ . For each element  $\mathbf{x}_i$  in  $\mathbf{X}_m$ , we find its top 8 nearest neighbors in  $\mathbf{X}$  and randomly choose one of them, e.g.,  $\mathbf{x}_j$ . Then we replace the label of  $\mathbf{x}_i$  as that of  $\mathbf{x}_j$ , i.e.,  $\mathbf{y}_j$ . The above procedure is repeated for  $Q$  times to get  $Q$  sets of pseudo labels.  $Q$  is empirically set as 10.

With the generated pseudo labels, we define a set of synthetic mini-batch as  $\{(\mathbf{X}, \hat{\mathbf{Y}}^i)\}_{i=1}^Q$ . For each synthetic mini-batch, we update the network parameter  $\theta$  to  $\phi_i$  using one gradient descent step:

$$\phi_i = \theta - \beta \nabla_{\theta} \mathcal{L}_{ce}(\mathcal{F}(\mathbf{X}, \theta), \hat{\mathbf{Y}}^i), \quad (5)$$

where  $\theta$  denotes the network parameter obtained in primary learning phase,  $\beta$  denotes the meta learning rate. According to the updated network, we get the predicted distribution  $\{\mathbf{P}_i\}_{i=1}^Q$ .

To promote the deep model to be more tolerant to noisy label, we enforce outputs of the updated network to be consistent with the prediction  $\mathbf{P}_o$  of the primary learning phase. Specifically, we measure the consistency between  $\mathbf{P}_o$  and  $\mathbf{P}_i$  by the Kullback-Leibler (KL) divergence:

$$\begin{aligned} \mathbf{u}_i(\mathbf{X}, \phi_i, \theta) &= \mathcal{D}_{KL}(\mathbf{P}_o || \mathbf{P}_i) \\ &= \mathcal{D}_{KL}(f(\mathbf{X}, \theta) || f(\mathbf{X}, \phi_i)) \\ &= \sum_{i=1}^n f(\mathbf{x}_i, \theta) \cdot \log \frac{f(\mathbf{x}_i, \theta)}{f(\mathbf{x}_i, \phi_i)}. \end{aligned} \quad (6)$$

### • Rectification Module

With the above consistency loss, a straightforward idea is to define the meta-learning loss  $\mathcal{L}_{meta}$  as the summed consistency loss of all  $Q$  updated models with parameters  $\{\phi_i\}_{i=1}^Q$ , as done in [38]:

$$\mathcal{L}_{meta}(\theta) = \frac{1}{Q} \sum_{i=1}^Q \mathbf{u}_i(\mathbf{X}, \phi_i, \theta). \quad (7)$$

However, this approach implies that each synthetic mini-batch contributes equally to the final decision. It is unreasonable since the pseudo labels produce more or less noise, leading to various confidence of  $Q$  synthetic mini-batches. In our work, we propose a rectification module, which works

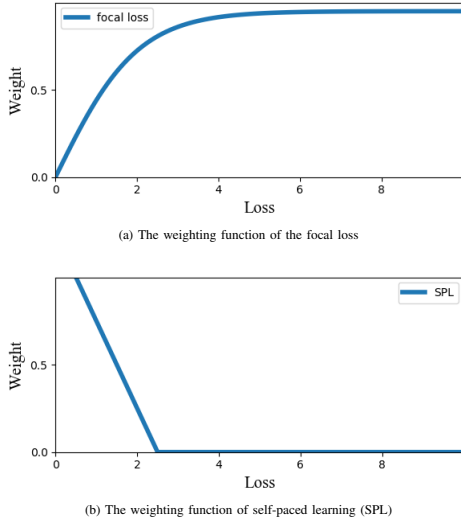


Fig. 3. Illustration of two representative weighting functions.

like the attention mechanism by assigning different weights to mini-batches.

The rest critical problem is how to design an effective weighting function. In the literature, there exist two entirely contradictive ideas for constructing such a weighting function. One kind of methods make the weight function monotonically increasing, as depicted in Fig. 3 (a), *i.e.*, enforce the learning process to more emphasize samples with larger loss since they are more likely with right labels. Representative methods include focal loss [39] and hard negative mining [40]. In contrast, the other kind of methods set the weighting function monotonically decreasing, as shown in Fig. 3 (b), to suppress effects of samples with extremely large loss values, which are possible with wrong labels. Typical methods of this category include self-paced learning (SPL [41]) and iterative re-weighting [42].

However, for our task, these two weighting functions are not feasible. On one hand, if we follow the first approach that more cares mini-batches with large consistency loss, which means the produced pseudo labels are close to the noisy ones, the rectified meta-learning phase would not be helpful to make the primary learning phase robust against label noise. On the other hand, if we follow the second approach that emphasizes more mini-batches with small consistency loss, which means that the produced pseudo labels are wrong, the overfitting problem of the network would be even worse. Therefore, by combining these two methods, we propose a rectification module that increases the penalty of small and large consistency losses and reduces the penalty of moderate ones. Specifically, we define the rectification function  $s_i$  as:

$$s_i(\mathbf{u}_i) = \mathbf{u}_i \cdot \exp(-c \cdot \mathbf{u}_i), \quad (8)$$

where  $c$  is the parameter controlling the shape of function. Fig. 4 depicts the function behavior of  $s_i$ . It can be seen that the penalty first goes up but then drops towards 0 as  $\mathbf{u}_i$  increases.

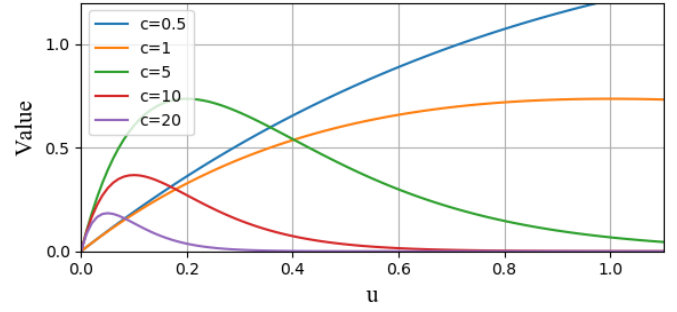


Fig. 4. Illustration of our proposed weighting function. The parameter  $c$  controls the shape of function.

---

**Algorithm 1** Noise-robust Classification Algorithm

---

- 1: Randomly initialize  $\theta$ .
  - 2: **for**  $M = 1 : \text{num\_epochs}$  **do**
  - 3:     **if**  $M < \text{start\_epoch}$  **then**
  - 4:         Sample  $(\mathbf{X}, \mathbf{Y})$  from training datasets.
  - 5:         update  $\theta \leftarrow \theta - \gamma \nabla_{\theta} \mathcal{L}_{ce}(\mathcal{F}(\mathbf{X}, \theta), \mathbf{Y})$
  - 6:     **else**
  - 7:         Sample a mini\_batch  $(\mathbf{X}, \mathbf{Y})$  of size  $k$  from training datasets.
  - 8:         **for**  $i = 1 : Q$  **do**
  - 9:             Generate pseudo labels  $\hat{\mathbf{Y}}^i$ .
  - 10:             Compute updated parameters with gradient descent:  $\phi_i = \theta - \beta \nabla_{\theta} \mathcal{L}_{ce}(\mathcal{F}(\mathbf{X}, \theta), \hat{\mathbf{Y}}^i)$
  - 11:             Evaluate consistency loss:  $\mathbf{u}_i(\mathbf{X}, \phi_i, \theta) = \mathcal{D}_{KL}(f(\mathbf{X}, \theta) || f(\mathbf{X}, \phi_i))$
  - 12:             Compute the rectification module:  $s_i(\mathbf{u}_i) = \mathbf{u}_i \cdot \exp(-c \cdot \mathbf{u}_i)$
  - 13:             **end for**
  - 14:             Evaluate  $\mathcal{L}_{meta}(\theta) = \frac{1}{Q} \sum_{i=1}^Q s_i(\mathbf{u}_i(\mathbf{X}, \phi_i, \theta))$
  - 15:              $\theta \leftarrow \theta - \gamma \nabla_{\theta} ((1 - \alpha) \mathcal{L}_{ce}(\theta) + \alpha \mathcal{L}_{meta}(\theta))$
  - 16:         **end if**
  - 17: **end for**
- 

Finally, we define meta-learning loss as a weighted average of all consistency losses:

$$\begin{aligned} \mathcal{L}_{meta}(\theta) &= \frac{1}{Q} \sum_{i=1}^Q s_i(\mathbf{u}_i(\mathbf{X}, \phi_i, \theta)) \\ &= \frac{1}{Q} \sum_{i=1}^Q s_i(\mathbf{u}_i(\mathbf{X}, \theta - \beta \nabla_{\theta} \mathcal{L}_{ce}(\mathcal{F}(\mathbf{X}, \theta), \hat{\mathbf{Y}}^i), \theta)). \end{aligned} \quad (9)$$

IV. EXPERIMENTS

In this section, extensive experimental results are provided to demonstrate the superior performance of our proposed method. We also offer comprehensive ablation study to help deep understanding about our scheme.

A. Datasets

We conduct experimental comparison on 30 healthy and diseased plants from the well-known PlantVillage [13], including apples, potatoes, corn, etc. Since the selected images are all

TABLE I  
CLASSIFICATION ACCURACY (%) OF COMPARED METHODS UNDER SYMMETRIC LABEL NOISE.

Method	$\rho = 0$	$\rho = 0.1$	$\rho = 0.3$	$\rho = 0.5$	$\rho = 0.7$	$\rho = 0.9$
Cross-Entropy	98.42	98.09	95.17	93.30	79.27	38.36
Mohanty's	98.45	98.25	95.78	93.44	79.27	40.18
Joint Optimization	98.27	98.49	97.14	95.78	83.49	61.81
MLNT	98.56	98.41	97.61	96.17	85.96	63.04
Our Model	<b>99.52</b>	<b>99.04</b>	<b>98.25</b>	<b>96.97</b>	<b>87.56</b>	<b>64.41</b>

TABLE II  
CLASSIFICATION ACCURACY (%) OF COMPARED METHODS UNDER ASYMMETRIC LABEL NOISE.

Method	$\rho = 0.1$	$\rho = 0.2$	$\rho = 0.3$	$\rho = 0.4$	$\rho = 0.5$
Cross-Entropy	98.25	96.45	91.39	84.53	77.51
Mohanty's	98.25	96.72	91.24	84.74	77.71
Joint Optimization	98.47	96.66	94.21	91.53	79.94
MLNT	98.09	96.81	95.53	92.95	80.38
Our Model	<b>99.04</b>	<b>97.61</b>	<b>96.33</b>	<b>94.10</b>	<b>82.14</b>

TABLE III  
CLASSIFICATION ACCURACY (%) OF COMPARED METHODS UNDER MIXED LABEL NOISE.

Method	$\rho = 0.1$	$\rho = 0.2$	$\rho = 0.3$	$\rho = 0.4$	$\rho = 0.5$
Cross-Entropy	93.14	91.86	88.20	82.93	74.82
Mohanty's	94.12	92.97	88.42	83.09	73.68
Joint Optimization	95.61	95.14	94.72	89.70	78.23
MLNT	98.41	98.15	97.09	94.12	81.39
Our Model	<b>98.72</b>	<b>98.41</b>	<b>97.93</b>	<b>94.58</b>	<b>83.14</b>

annotated by professional experts, it can be seen as a clean dataset. We randomly select 10% of the dataset for validation, and manually corrupt the rest with three types of label noise:

- **Symmetric Noise (SN)**, which is injected by using a random one-hot vector to replace the ground-truth label of a sample with a probability of  $\rho$  [38].
- **Asymmetric Noise (AN)**, which is designed to mimic structure of real mistakes for similar classes [38]. For example, APPLE VENTURIA INAEQUALIS  $\leftrightarrow$  APPLE CEDAR RUST, CORN GRAY LEAF SPOT  $\leftrightarrow$  CORN COMMON RUST, GRAPE BLACK ROT  $\leftrightarrow$  GRAPE BLACK MEASLES, POTATO EARLY BLIGHT  $\leftrightarrow$  POTATO LATE BLIGHT, etc. These transitions are parameterized by  $\rho \in [0, 1]$ .
- **Mixed Noise (MN)**, which is injected including both symmetric and asymmetric label noise to simulate more complicated real-world cases. For each sample, we randomly (with the probability of 50%) choose a noise type to be added. The parameter  $\rho$  controls noise level of chosen noise type.

### B. Experimental Setup

The main structure of our network follows ResNet-50. We normalize the images, and perform data augmentation by random horizontal flip and random crop a  $224 \times 224$  patch from the resized image. We use a batch size  $k = 64$  with the learning rate of  $\gamma = 0.2$ , and update  $\theta$  using SGD with a momentum of 0.9 and a weight decay of  $10^{-4}$ . The total training processes contain 120 epochs. The learning rate is decreased by a factor of 10 at each 40 epochs.

### C. Comparison with the state-of-the-arts

We compare the proposed method with the state-of-the-arts under symmetric, asymmetric and mixed label noise with various noise levels  $\rho$ . The comparison study includes:

- **Cross-Entropy**: It actually is the primary learning phase of our scheme without the meta-learning loss.
- **Mohanty [7]**: It is a state-of-the-art CNN-based plant disease classification method without considering the influence of noisy label.
- **Joint Optimization [22]**: It is a state-of-the-art method by alternatively updating the network parameters and correcting noisy labels during training.
- **MLNT [38]**: It performs meta-learning on noisy labels, which is most related to our method. We show its best performance in comparison.

The codes of these compared methods are publicly available. For the very recent method [23], there is no source code available, preventing us from comparing with it.

Table I and II show the comparison results under symmetric and asymmetric label noise, respectively. It can be found that, our method consistently outperforms the others, no matter what kind of noise and noise level are. Specifically, our scheme significantly improves the classification accuracy over Cross-Entropy, which demonstrates the effectiveness of the proposed meta-learning loss. Our scheme also achieves higher accuracy than Mohanty's method [7], which demonstrates the effectiveness of our self-learning strategy from noisy label. Cross-Entropy and the Mohanty's method [7] do not consider the noisy label. In Table I, in the case that the noise ratio  $\rho$  is 0, which means there is no noisy labels, our method still



TABLE IV

OVERALL LABEL ACCURACY OF THE LABELS IN ORIGINAL MIXED NOISY DATASET WITH NOISE LEVEL  $\rho = 0.4$  (ORIGINAL), ACCURACY OF THE PSEUDO LABELS GENERATED BY THE RECTIFIED META-LEARNING PHASE IN FIRST ITERATIVE CYCLE (CORRECT INITIAL) AND ACCURACY OF THE PSEUDO LABELS GENERATED BY THE FINAL MODEL WHEN TRAINING ENDS (CORRECT FINAL).

	Original	Correct Initial	Correct Final
Accuracy	60.00%	88.79%	<b>94.58%</b>




Fig. 5. **Left:** The original noisy labels. **Right:** The corrected pseudo labels by our method.

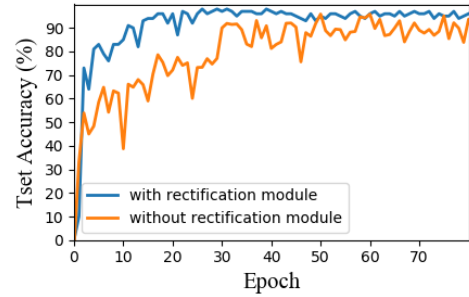
works better than them. This shows our method has a good generalization ability.

Our method is superior to Joint Optimization and MLNT, which are state-of-the-art works that learn from noisy labels. Compared to Joint Optimization, our method achieves up to 4.07% improvement of in accuracy. In addition, Joint Optimization method requires the ground-truth class distribution among training data, while our method does not require any prior knowledge or extra information about the dataset. When compared with MLNT method, our method achieves up to 1.76% improvement in accuracy, which demonstrates the effectiveness of the proposed rectification module.

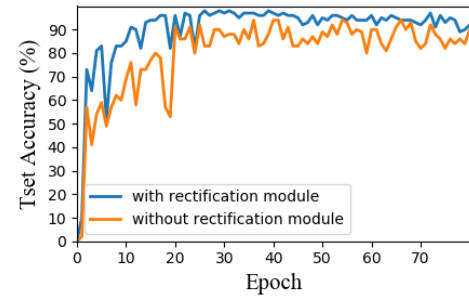
To demonstrate the effectiveness of the proposed method on complicated label noise, we further report the comparison results under mixed label noise in Table III. Our method outperforms the baseline methods—Cross-Entropy and [7]—by a large margin, *e.g.*, improving the average accuracy from 89.03% and 89.65% to 97.41%. The larger the noise level, the more performance improvement is brought by our rectified meta-learning strategy. When compared with the two state-of-the-art methods, Joint Optimization and MLNT, the gains of our method are up to 4.88% and 0.85%, respectively. These results verify that the proposed rectified meta-learning module indeed helps to learn the underlying knowledge from data in the present of label noise.

#### D. Ablation Study

As presented in the earlier part of this paper, our main contribution is the rectified meta-learning phase, which serves as a plug-and-play module that can be embedded into the primary



(a) mixed noise with noise level  $\rho = 0.2$



(b) mixed noise with noise level  $\rho = 0.3$

Fig. 6. Illustration of the influence of the proposed rectification module. The rectification module is helpful for accelerating convergence and improving the classification accuracy.

learning phase. To demonstrate its effectiveness, we provide ablation study on label correction accuracy and convergence speed. Moreover, we investigate the influence of two important hyper-parameters— $Q$  that is the number of synthetic mini-batches and the weight factor  $\alpha$ —to the final classification performance.

1) *The Influence of Rectified Meta-learning to Label Correction Accuracy:* We take the case under mixed noise (MN) with noise level  $\rho = 0.4$  as an example to investigate the influence of the proposed rectified meta-learning to label correction accuracy. As shown in Table IV, the label accuracy of the original noisy dataset is 60%, which is improved to 88.79% after the initial iterative cycle of the preliminary learning phase. When the proposed rectified meta-learning phase is incorporated, *i.e.*, learning with the entire network shown in Fig. 2, the accuracy is further increased to 94.58%, with 34.58% and 5.79% improvement compared with original dataset and the preliminary learning phase, respectively.

We further explore the classification accuracy for all 30 classes as shown in Fig. 7. We can find that the original accuracies of all classes is around 60%. For most classes (25 out of 30), our approach can increase the label accuracy to higher than 92%. Specifically, for the 11<sup>th</sup> class (“Grape Black Measles”) that is with about 66.13% original label accuracy, our scheme can improve the accuracy by 31.80% where 15.78% is attributed to the proposed rectified meta-learning phase. Some of the noisy samples are successfully corrected by our approach, as shown in Fig. 5. The above study demonstrates that the proposed rectified meta-learning phase is indeed helpful for noisy labels correction.

2) *The Influence of the Rectification Module to Convergence Speed:* We take the case under mixed noise with noise level

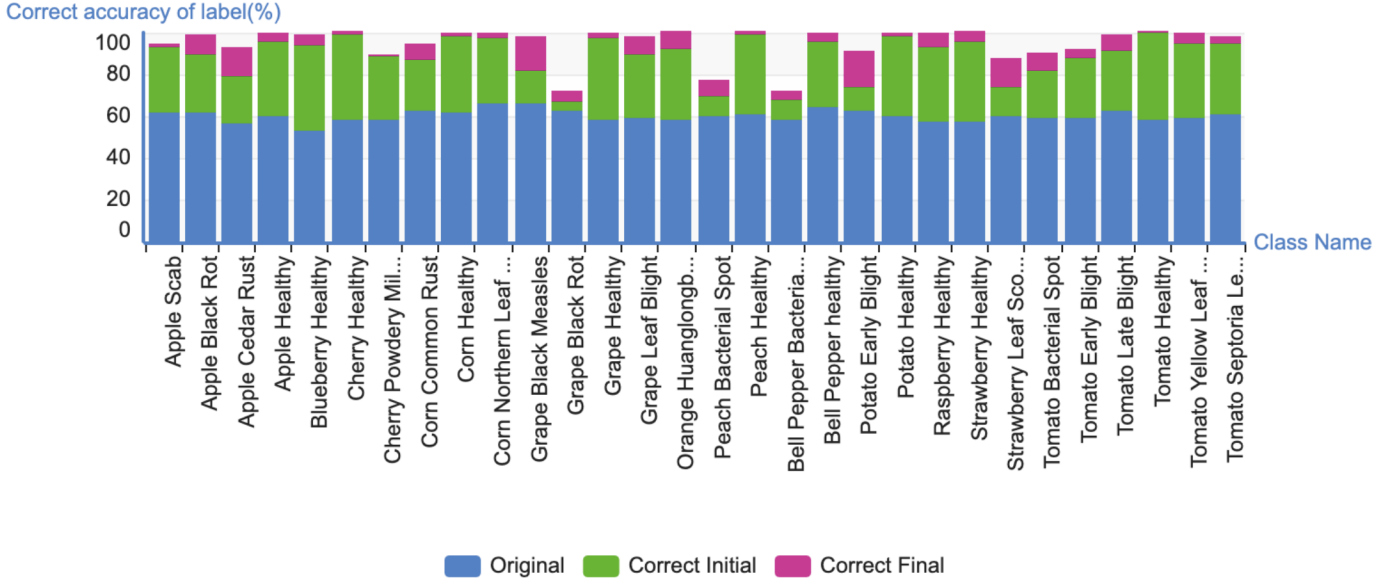


Fig. 7. The label accuracy (%) of labels in the original noisy dataset (Original), pseudo labels by the rectified meta-learning phase in the first iterative cycle (Correct Initial) and pseudo labels by the final model(Correct Final) for each class in PlantVillag

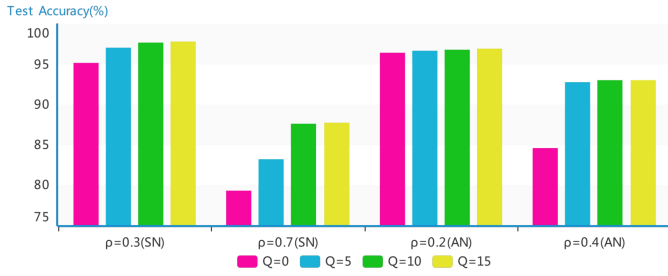


Fig. 8. Illustration of the influence of the number of synthetic mini-batches  $Q$  to classification accuracy.

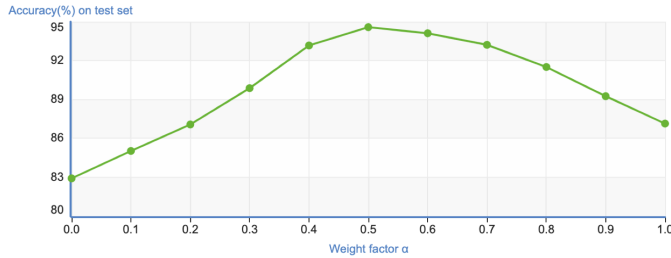


Fig. 9. The influence of the weight factor  $\alpha$  to classification accuracy where  $\alpha$  ranging from 0 to 1.

$\rho = 0.2$  and  $\rho = 0.3$  as examples to explore the influence of the rectification module to convergence speed. In Fig. 6, we show the comparison with respect to classification accuracy and convergence speed between with and without rectification module. It can be found that, when without the rectification module, the training process is unstable; in contrast, when with the rectification module, the training process becomes stable in about  $27^{th}$  iteration, and the classification accuracy is also improved.

3) *The Influence of  $Q$  to Classification Performance:*  $Q$  is the number of mini-batches  $\{(\mathbf{X}, \mathbf{Y}^i)\}_{i=1}^Q$  with pseudo labels

that we generate for each mini-batch  $(\mathbf{X}, \mathbf{Y})$  from the original training data. As shown in Fig. 8, we test four cases with  $Q = 0, 5, 10, 15$  under symmetric noise (SN) and asymmetric noise (AN) with various noise levels. It is worth noting that, when  $Q = 0$  our scheme becomes Cross-Entropy. It can be seen that the classification accuracy is improved as  $Q$  increases. We can infer that, more synthetic mini-batches are involved into self-learning, the model is more likely to learn accurate labels, and the network becomes more robust to noise. In practical implementation, we set  $Q = 10$  to achieve the balance between performance and training speed.

4) *The Influence of  $\alpha$  to Classification Performance:* As shown in Eq. (3),  $\alpha \in [0, 1]$  is the weight factor that trade-offs the contributions of the cross-entropy loss and the meta-learning loss. In another word,  $\alpha$  decides the network shall focus on the original labels or on the pseudo labels, which greatly affects the classification performance.

We take the case under mixed noise (MN) with noise level  $\rho = 0.4$  as an example to study the influence of different  $\alpha$  ranging from 0 to 1 with step 0.1 to the classification accuracy. There exists two extreme cases: (i) When  $\alpha = 1$ , the network is trained by using only pseudo noisy labels without original noisy labels. (ii) When  $\alpha = 0$ , the training process abandons the rectified meta-learning phase and only adopts the primary learning phase with original noisy labels.

From the Fig. 9, it can be found that when  $\alpha = 0$  (without using the corrected pseudo labels) the classification performance is poor; when  $\alpha = 1$  (using only corrected pseudo labels) the performance is also not satisfactory but higher than the case  $\alpha = 0$ . The accuracy curve shows that the corrected pseudo labels would erroneously correct some clean labels. During the training process, directly using all corrected pseudo labels will bring new noise, and make the network fit on simple features. The model jointly trained by both the original noisy labels and the corrected pseudo labels achieves the best



performance when  $\alpha = 0.5$ .

## V. CONCLUSION

In this paper, we presented an effective framework for plant diseases classification that combines rectified meta-learning and a rectification module to learn from noisy labels. Our approach contains two phases, the primary learning phase and the rectified meta-learning phase. The rectified meta-learning phase is tailored to make the primary learning phase less prone to overfitting to label noise. Specifically, based on multiple synthetic mini-batches, we train the network using one gradient update, and enforce it to give consistent predictions with that of primary learning phase. A rectification module is further designed to pay more attention to the unbiased samples, leading to accelerated convergence and improved classification accuracy. Experimental results validate the superior performance of our method compared to state-of-the-art methods.

## REFERENCES

- [1] Richard N. Strange and Peter R. Scott, "Plant disease: A threat to global food security," *Annual Review of Phytopathology*, vol. 43, no. 1, pp. 83–116, 2005.
- [2] Celia A Harvey, Zo Lalaina Rakotobe, Nalini S Rao, Radhika Dave, and James L Mackinnon, "Extreme vulnerability of smallholder farmers to agricultural risks and climate change in madagascar," *Philosophical Transactions of the Royal Society of London*, vol. 369, no. 1639, pp. 20130089, 2014.
- [3] Sachin D. Khirade and A. B. Patil, "Plant disease detection using image processing," *International Conference on Computing Communication Control and Automation IEEE Computer Society*, 2015.
- [4] Harshal Waghmare, Radha Kokare, and Yogesh Dandawate, "Detection and classification of diseases of grape plant using opposite colour local binary pattern feature and machine learning for automated decision support system," *International Conference on Signal Processing and Integrated Networks IEEE*, 2016.
- [5] Ferentinos and Konstantinos P., "Deep learning models for plant disease detection and diagnosis," *Computers and Electronics in Agriculture*, vol. 145, pp. 311–318, 2018.
- [6] Rajleen Kaur and Sandeep Singh Kang, "An enhancement in classifier support vector machine to improve plant disease detection," in *IEEE, International Conference on Moocs, Innovation and Technology in Education*, 2016, pp. 135–140.
- [7] Sharada P. Mohanty, David P. Hughes, and Marcel Salath, "Using deep learning for image-based plant disease detection," *Frontiers in Plant Science*, vol. 7, pp. 1419, 2016.
- [8] Wang Guan, Sun Yu, and Wang Jianxi, "Automatic image-based plant disease severity estimation using deep learning," *Computational Intelligence and Neuroscience*, vol. 2017, pp. 1–8, 2017.
- [9] Jayme G. A. Barbedo, "Factors influencing the use of deep learning for plant disease recognition," *Biosystems Engineering*, vol. 172, pp. 84–91, 2018.
- [10] Jacob Goldberger and Ehud Ben-Reuven, "Training deep neural-networks using a noise adaptation layer," in *IEEE International Conference on Learning Representations (ICLR)*, 2016.
- [11] Hendrycks Dan, Mantas Mazeika, Duncan Wilson, and Kevin Gimpel, "Using trusted data to train deep networks on labels corrupted by severe noise," in *Conference and Workshop on Neural Information Processing Systems (NeurIPS)*, 2018.
- [12] Kuang-Huei Lee, Xiaodong He, Lei Zhang, and Linjun Yang, "Cleannet: Transfer learning for scalable image classifier training with label noise," in *Proceedings of the IEEE Conference on Computer Vision and Pattern Recognition (CVPR)*, 2018.
- [13] David. P. Hughes and Marcel Salathe, "An open access repository of images on plant health to enable the development of mobile disease diagnostics through machine learning and crowdsourcing," *Computer Science*, 2015.
- [14] Giorgio Patrini, Alessandro Rozza, Aditya Menon, Richard Nock, and Lizhen Qu, "Making deep neural networks robust to label noise: a loss correction approach," in *Proceedings of the IEEE Conference on Computer Vision and Pattern Recognition (CVPR)*, p. 19441952, 2017.
- [15] Yuncheng Li, Jianchao Yang, Yale Song, Liangliang Cao, Jiebo Luo, and Li Jia Li, "Learning from noisy labels with distillation," in *IEEE International Conference on Computer Vision (ICCV)*, p. 19281936, 2017.
- [16] Niu Li, Qingtao Tang, Ashok Veeraraghavan, and Ashu Sabharwal, "Learning from noisy web data with category level supervision," *Proceedings of the IEEE Conference on Computer Vision and Pattern Recognition (CVPR)*, 2018.
- [17] Alex Krizhevsky and Geoffrey Hinton, "Learning multiple layers of features from tiny images," *Masters thesis, University of Toronto*, 2009.
- [18] Scott, Honglak E. Reed, Dragomir Lee, Christian Anguelov, Dumitru Szegedy, Erhan, and Andrew Rabinovich, "Training deep convolutional networks on noisy labels with bootstrapping," in *IEEE International Conference on Learning Representations (ICLR)*, 2015.
- [19] Andreas Veit, Neil Alldrin, Gal Chechik, Ivan Krasin, Abhinav Gupta, and Serge Belongie, "Learning from noisy large-scale datasets with minimal supervision," in *Proceedings of the IEEE Conference on Computer Vision and Pattern Recognition (CVPR)*, 2017.
- [20] Sainbayar Sukhbaatar, Joan Bruna, Manohar Paluri, Lubomir Bourdev, and Rob Fergus, "Training convolutional networks with noisy labels," in *IEEE International Conference on Learning Representations (ICLR)*, 2014.
- [21] Wang Xiaobo, Wang Shuo, Wang Jun, Shi Hailin, and Mei Tao, "Comining: Deep face recognition with noisy labels," in *IEEE International Conference on Computer Vision (ICCV)*, 2019.
- [22] Daiki Tanaka, Daiki Ikami, Toshihiko Yamasaki, and Kiyoharu Aizawa, "Joint optimization framework for learning with noisy labels," in *Proceedings of the IEEE Conference on Computer Vision and Pattern Recognition (CVPR)*, p. 55525560, 2018.
- [23] Jiangfan Han, Ping Luo, and Xiaogang Wang, "Deep self-learning from noisy labels," in *IEEE International Conference on Computer Vision (ICCV)*, 2019.
- [24] Guo Sheng, Weilin Huang, Haozhi Zhang, Chenfan Zhuang, and Dinglong Huang, "Curriculumnet: Weakly supervised learning from large-scale web images," in *European Conference on Computer Vision*, 2018.
- [25] Kun Yi and Jianxin Wu, "Probabilistic end-to-end noise correction for learning with noisy labels," *CoRR*, 2019.
- [26] Ricardo Vilalta and Youssef Drissi, "A perspective view and survey of meta-learning," *Artificial Intelligence Review*, vol. 18, no. 2, 2001.
- [27] Christiane, Lemke, Marcin, Budka, Bogdan, and Gabrys, "Metalearning: a survey of trends and technologies," *Artificial Intelligence Review*, vol. 44, no. 1, pp. 117–130, 2015.
- [28] Chelsea Finn, Pieter Abbeel, and Sergey Levine, "Model-agnostic meta-learning for fast adaptation of deep networks," in *IEEE International Conference on Machine Learning (ICML)*, 2017.
- [29] Matthew Botvinick Daan Wierstra Adam Santoro, Sergey Bartunov and Timothy Lillicrap, "Metalearning with memory-augmented neural networks," in *IEEE International Conference on Machine Learning (ICML)*, 2016.
- [30] Kevin Swersky Jake Snell and Richard Zemel, "Prototypical networks for few-shot learning," in *Conference and Workshop on Neural Information Processing Systems (NeurIPS)*, 2017.
- [31] Yutian Chen, Matthew W. Hoffman, Sergio Gomez Colmenarejo, Misha Denil, Timothy P. Lillicrap, Matt Botvinick, and Nando de Freitas, "Learning to learn without gradient descent by gradient descent," in *Proceedings of Machine Learning Research, PMLR*, vol. 70, pp. 748756, 2017.
- [32] Maclaurin Dougal, Duvenaud David, and Ryan Adams, "Gradient-based hyperparameter optimization through re-versible learning," in *Francis Bach and David Blei, editors, Proceedings of the 32nd International Conference on Machine Learning, volume 37 of Proceedings of Machine Learning Research, PMLR*, p. 21132122, 2015.
- [33] Younger A. Steven Hochreiter, Sepp and Peter R Conwell, "Learning to learn using gradient descent," in *International Conference on Artificial Neural Networks*, 2001.
- [34] Kurth-Nelson Zeb Tirumala Dhruva Soyer Hubert Leibo Joel Z. Munos Rmi Blundell Charles Kumaran Dharshan Wang, Jane X. and Matthew Botvinick, "Learning to reinforcement learn," in *Annual Meeting of the Cognitive Science Society*, 2016.
- [35] Denil Misha-Gomez Sergio Hoffman Matthew W Pfau David Schaul Tom Shillingford Brendan Andrychowicz, Marcin and Nando De Freitas, "Learning to learn by gradient descent by gradient descent," in *Advances in Neural Information Processing Systems*, 2016.

- [36] Fei Chen Zhenguo Li, Fengwei Zhou and Hang Li, “Meta-sgd: Learning to learn quickly for few shot learning,” *arXiv:1707.09835*, 2017.
- [37] Timothy Lillicrap Daan Wierstra et al Oriol Vinyals, Charles Blundell, “Matching networks for one shot learning,” *In Conference and Workshop on Neural Information Processing Systems (NeurIPS)*, 2016.
- [38] Junnan Li, Yongkang Wong, Qi Zhao, and Mohan Kankanhalli, “Learning to learn from noisy labeled data,” *In Proceedings of the IEEE Conference on Computer Vision and Pattern Recognition (CVPR)*, p. 50515059, 2019.
- [39] Tsung Yi Lin, Priya Goyal, Ross Girshick, Kaiming He, and Piotr Dollr, “Focal loss for dense object detection,” *IEEE Transactions on Pattern Analysis and Machine Intelligence*, , no. 99, pp. 2999–3007, 2017.
- [40] Tomasz Malisiewicz, Abhinav Gupta, and Alexei A. Efros, “Ensemble of exemplar-svms for object detection and beyond,” in *IEEE International Conference on Computer Vision (ICCV) 2011, Barcelona, Spain, November 6-13, 2011*, 2011.
- [41] M. Pawan Kumar, Benjamin Packer, and Daphne Koller, “Self-paced learning for latent variable models,” in *In Conference and Workshop on Neural Information Processing Systems (NeurIPS)*, 2010.
- [42] Zhilu Zhang and Mert R. Sabuncu, “Generalized cross entropy loss for training deep neural networks with noisy labels,” *In Conference and Workshop on Neural Information Processing Systems (NeurIPS)*, 2018.