
New Research Trends in Unconventional Oil and Gas

Environmental Issue: A Bibliometric Analysis

Dan Bi^a, Ju-e Guo^a, Shouyang Wang^{b,c,d}, Shaolong Sun^{a,*}

^aSchool of Management, Xi'an Jiaotong University, Xi'an 710049, China

^bAcademy of Mathematics and Systems Science, Chinese Academy of Sciences, Beijing 100190, China

^cSchool of Economics and Management, University of Chinese Academy of Sciences, Beijing 100190, China

^dCenter for Forecasting Science, Chinese Academy of Sciences, Beijing 100190, China

*Corresponding author. School of Management, Xi'an Jiaotong University, Xi'an 710049, China.

Tel.: +86 15911056725; fax: +86 29 82665049.

E-mail address: sunshaolong@xjtu.edu.cn (S. L. Sun).

Abstract: With the booming of unconventional gas production in the world, how to balance environment pollution risk and economy of unconventional gas have become a common dilemma around the world. The aim of this study is to elucidate the research about environmental issue brought with development of unconventional oil and gas industry. To achieve this goal, we present a bibliometrics overview of this field from 1990 to 2018. Firstly, this study outlines a basic statistical analysis over journals, publications, authors, institutions and documents. Secondly, VOSviewer is employed to visualize the collaborative relationship to show the link between different author, institutions, regions and journals. Finally, document bibliographic coupling, co-occurrence and keyword burst detection are analyzed to reveal the emerging trend and hot topic. The results indicate that among all countries, America was the most productive country as well as cooperated the most with other countries, followed by China, while the China University of Petroleum is the most productive institution in the world, with 105 publications. Additionally, most articles were classified as energy fuels, environmental sciences and geosciences multidisciplinary. Furthermore, based on emerging trends analysis, it was concluded that hydraulic fracturing technology has become a hot topic, other popular research topics include: energy policy and regulation of unconventional gas development, greenhouse gas emissions, energy and water consumption of unconventional gas life cycle assessment.

Keywords: Unconventional oil and gas; bibliometrics; VOSviewer; environmental issue; research trend

1. Introduction

The shale gas revolution in the United States changed the world's energy landscape, also triggered the attention on unconventional oil and gas reserves and led to the explosive scale of extraction. With the booming development of unconventional energy industry, the balance between economic development and ecological environment has

aroused more people's thinking. Therefore, this paper starts from this point. try to get an overview in this emerging lively and controversial topic.

A revolution of shale gas in America make the it surpassed Russia as the world's top nature gas producer, and according to the world's most respected energy forecaster, the U.S. will also overtake Saudi Arabia as the largest oil producer by 2020 [1]. The commercial development of shale gas has significantly changed the production structure of the natural gas industry, with it comes a host of environmental issues. A lot of researches have discussed these issues from the perspectives of human health, socioeconomics, and geochemistry. Calderon et al. [2] concluded from previous literature that more detailed data on freshwater availability and wastewater quality are needed to assess the economic and environmental aspects of shale gas development. Crow et al. [3] proposed to examine the development of this industry from the perspective of investment, and proposed an investment model, which simulates the investment and operation decisions of upstream natural gas industry triggered by investors' expectation of future natural gas prices, and generates investment decisions and earnings under different situations. The life cycle impact of shale gas in the UK is estimated for the first time and its future as an electricity support is assessed by Stamford and Azapagic [4]. From the perspective of geochemistry, the gas and water production of methane hydrate formed in the excess water environment of Marine location is studied, and the method of energy recovery from hydrate sediments is put forward, and the importance of water management is emphasized by Chong et al. [5]. Chang et al. [6] proposed a hybrid life cycle inventory (LCI) model to find out potential energy and air pollutant emission impacts of a shift from coal to shale gas in China.

The essential technology of increasing unconventional gas productivity is called "hydraulic fracturing" Hydraulic fracturing is to use the ground high pressure pump, through the wellbore to squeeze oil layer with high viscosity of fracturing fluid when the injection rate of fracturing fluid exceeds the absorptive capacity of the reservoir, the reservoir is formed on a high pressure on bottom, when the pressure is more than near the bottom of a well fracture pressure of reservoir rocks, the reservoir pressure will be open and cracks. As the fluid continues to be pumped into the reservoir, the fracture continues to expand into the reservoir. To keep the crushed fracture open, a carrier fluid with proppant (usually quartz sand) is then pushed into the reservoir. Once the carrier fluid enters the fracture, it can both continue to extend the fracture and support the crushed fracture so that it does not close. Then injection displacement fluid, the carrying fluid of wellbore entirely replace into the cracks, prop up the cracks with quartz sand in the end, the injection of high viscosity fluid will automatically degrade the discharge shaft, left in reservoir in one or more long, wide, high range of crack and reservoir and established a new fluid passage between the wellbore after fracturing, the output of oil and gas Wells are generally increase substantially. Current hotspots of shale gas technology are production technique including stimulation treatments, environmental protection technology of fracturing fluid and geological prospecting technology [7]. Some researches dedicates into increasing productivity of unconventional oil and gas. Chen et al. [8] proposed a low-cost and high-accuracy model based on geological parameters through statistical learning methods to estimate adsorbed shale gas content.

Kant et al. [9] presented a technique, which locally increases the cross section of a borehole by applying a thermal spallation process to the sidewalls of the borehole. De Silva et al. [10] conducted a series of core flooding experiments for brine injection into two types of clay rich sandstone to obtain a comprehensive knowledge of disposal fracturing brine. Hammond and O’Grady [11] discussed the benefits and disadvantages of shale gas fracking are therefore discussed in order to illustrate a “balance sheet” approach in UK.

Bibliometrics can be considered as the study of the quantitative aspects of science and technology seen as a process of communication. Bibliometrics refers to the cross-science of quantitative analysis of all knowledge carriers using mathematical and statistical methods. It is a comprehensive knowledge system that integrates mathematics, statistics, and bibliography, focusing on quantification. Many scholars use bibliometrics to analyze energy and environment research topics. Research work based on bibliometrics can be divided into two categories: the bibliometrics of specific journals, with the purpose of discovering the journal’s cooperation network and research hotspots; the bibliometrics of specific academic fields, aim to discover the research trends and methodologies. Olawumi and Chan [12] utilized bibliometrics review of global trend and structure of sustainability research in 1991-2016, the findings reveal an evolution of the research field from the definition of its concepts in the Brundtland Commission report to the recent development of models and sustainability indicators. Zheng et al. [13] used co-occurrence, co-word and co-citation analysis to conduct a bibliometrics review of smart city literature between 1990 and 2019. Wang et al. [14] presented a bibliometrics overview of Omega over the past 40 years, from 1979 to 2018. Gao et al. [15] conducted a bibliometrics and network analysis based on the data from Scopus to provides valuable insights to both wind power researchers and practitioners. Kiriya et al. [16] analyzed bibliographic records of publications in nuclear science and technology to illustrate an overview and trends in nuclear energy technology and related fields by using citation network analysis. Duan [17] through the review of intergovernmental cooperation programs and bibliometric analysis of the top energy journals found the collaborate pattern between different subjects. Yu et al. [18] applied the bibliometrics method to analyze the scientific publications of low carbon energy technology investment. Wan et al. [19] assessed the global scientific research on low-carbon electricity using bibliometrics analysis, the result illustrates the role of inter-institutional collaboration in successful scientific research on low-carbon power systems. Aalto et al. [20] described three commonly used modeling methods, geographic information systems, life-cycle assessment, and discrete-time simulation and presents bibliometrics analysis of work using these three study methods. Yataganbaba et al. [21] combined a traditional literature review with data mining procedures by using bibliometrics approach to identify the evolution of the knowledge structure related to encapsulation of phase change materials.

Bibliometrics method is employed in limited unconventional oil and gas research, such as the research trends and the status quo of technical innovation of shale gas industry is analyzed by Wei et al. [7]. However, as our best knowledge, we are the first to use bibliometrics method in unconventional oil and gas environmental issue, filling

the gap in the literature to explore this emerging topic. A priority in this study is to figure out how the field developed over time as well as finding alive and well topics. To achieve this goal, the following three intriguing questions were addressed:

- (1) What does the basic statistical overview of this field?
- (2) What collaborative relationship in this area?
- (3) What the emerging trends and hot topics in this area?

To address the above three questions, bibliometrics methods are used to draw a panorama of this area. The findings of this study will shed light on the academic community and researchers to select research topics and intriguing questions in this lively field.

The remaining sections of this article is arranged as follows. First, a description of the methodology and framework of the article is provided in **Section 2**. Then the basic statistical analysis to give a panorama of this field is described in detail in **Section 3**. Network analysis is presented to elucidating collaboration relationship in **Section 4**. **Section 5** shows the emerging trend analysis of this lively field. Finally, **Section 6** presents the conclusion of this research and indicates further research directions.

2. Methodology

Our study used VOSviewer and CiteSpace as analytic and visualization tools. They are both freely available and common bibliometric Java application in scientometric research [14:22:23]. Respectively, VOSviewer is a software tool for creating maps based on network data and for visualizing and exploring these maps, it was used to generate network of co-citation, co-occurrences, bibliographic coupling and co-authorship while CiteSpace was applied to generate the keywords burst detection to illustrate the thematic change in this study.

The two primary scientific databases used in this study are Web of Science and Google Scholar. Because the categories of unconventional oil and gas still remain undefined, as far as we know, the existing academic terms to indicate unconventional gas mainly as following: TS (Topic Search) = (“unconventional gas” OR “unconventional oil” OR “shale gas” OR “shale oil” OR “tight gas” or “tight oil” OR “coalbed methane”). As for environmental issues, we want to focus on its influence and latent threats to human health and environment, especially environmental pollution event, which we usually define it as violations. Therefore, we use former key words combining with environment issues key words as following: TS (Topic Search) = (environment* OR pollut* OR risk* OR threat* OR danger* OR contaminat* OR violation*). An asterisk (*) indicates any character group, including null characters. Finally, we combined the search keywords of the above two parts to get the literature about unconventional gas environmental issue. The search results were refined to include only journal articles and articles written in the English language because published journal articles would have undergone a thorough peer review process and most authors do republish their conference articles and thesis in scholarly journals afterward.

We collect 1728 articles in Web of Science core collection for the time scale from 1990 to 2018. The reasons why we choose 1990 to 2018 period to conduct this survey are as following: (1) The great mass fervor of unconventional gas research actually started after 2008, in order to focus on the trend after the great mass fervor, we choose the period from 1990 to 2018. (2) The number of publications collected in WoS is 4 before 1990, and these articles have limited contributions to current work.

Network analysis is based on the premise that the relationships between units can be interpreted as a graph, it is an effective method to evaluate the importance of a nodes and reveal the network structure [14]. Our network visualization including co-authorship, co-citation, document bibliographic coupling and co-occurrence network, items are represented by their label and by default also by a circle. The size of the label and the circle of an item is determined by the weight of the item. The higher the weight of an item, the larger the label and the circle of the item. For some items the label may not be displayed. This is done in order to avoid overlapping labels. The color of an item is determined by the cluster to which the item belongs. Lines between items represent links. Keyword burst detection is a bibliometrics method adopted for emerging trend analysis in this study. Burst detection has several common translations such as mutations, bursts, spikes, and so on. The basic meaning is that the value of a variable changes greatly in the short term.

2.1 Framework of this study

In this study, we proposed an integrated analysis framework to interpret the trend and thematic change of unconventional gas environmental issues of total 1728 publications from 1990 to 2018, as shown in **Fig. 1**. This study did the following work: (1) Basic statistical analysis, including high-yield journals, distribution of publications, subject categories, high-yield authors and institutions as well as highly cited articles, aims to draw a panoramic view of the field. (2) Network analysis includes author collaboration network, institutions collaboration network, country/region collaboration network, journal co-citation network and author co-citation network, in which items are represented by their label. (3) Emerging trend analysis is based on keyword co-occurrence network, document bibliographic coupling and burst detection.

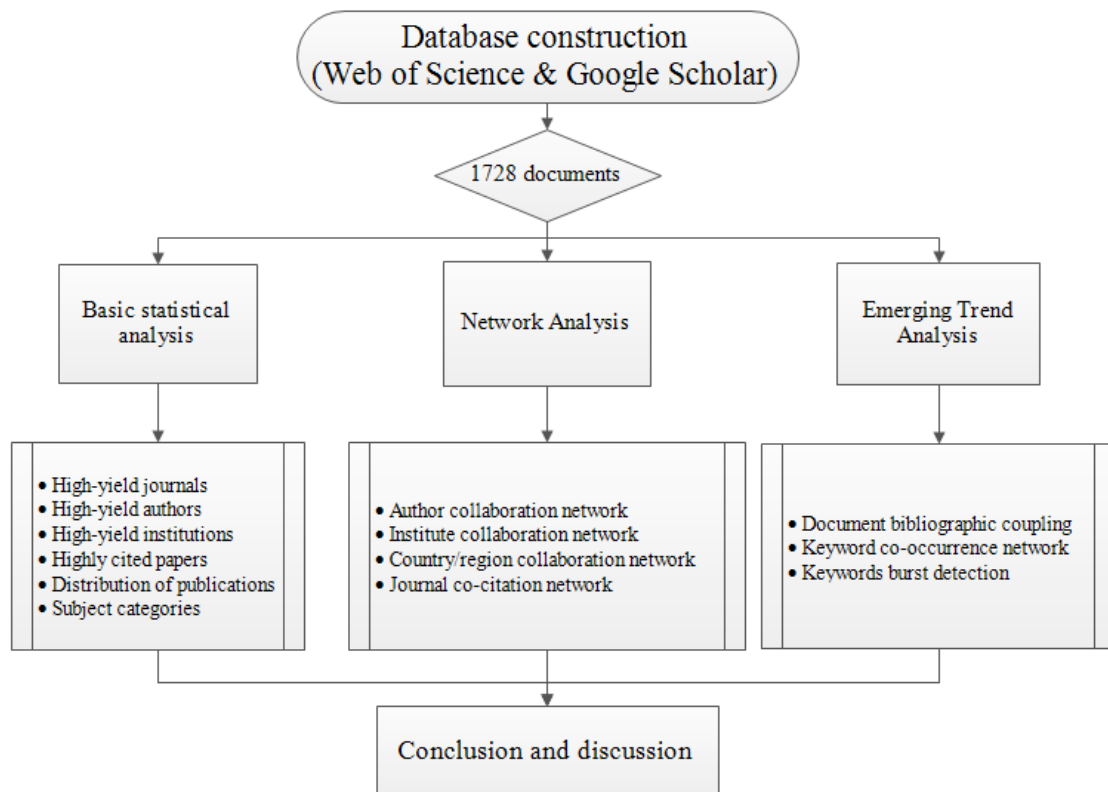


Fig.1 The general framework of this study.

3 Basic statistical analysis

3.1 High-yield journals

This section addresses all the high-yield journals in this field, and the list of journals is ranking by total publications (TP) as shown in **Table 1**.

All the indicators are collected from Web of Science (WoS) and Google Scholar. Impact factor (IF) of WoS is mean citations per article over a 2 or 5-year window. It is well-know, easy to calculate and understand. And h-index is collected from Google Scholar, means the h article of a journal that have at least h citation, Google metrics uses 5-year, respectively [24].

The time distribution of this field literature from 1990 to 2018, and there are several features worth noticing: (1) Applied Energy is the highest 5Y IF journal. (2) Journal of Natural Gas Science and Engineering is the highest TP journal, which aims to bridge the gap between the engineering and the science of natural gas by publishing explicitly written articles intelligible to scientists and engineers working in any field of natural gas science and engineering from the reservoir to the market. (3) The country that contains the largest amount of top 25 journals is England, and the country contains the largest amount of top 5 journals is Netherlands. (4) PLOS ONE is the highest H5 journal, which is an inclusive journal community working together to advance science for the benefit of society, founded with the aim of accelerating the pace of scientific

advancement and demonstrating its value and accepts research in over two hundred subject areas across science, engineering, medicine, and the related social sciences and humanities.

Table 1

High-yield journals.

R	Journal	TP	IF 2018	5y IF	Country	H5
1	Journal of Natural Gas Science and Engineering	69	3.859	3.909	England	52
2	Environmental Science Technology	64	7.149	7.874	USA	132
3	International Journal of Coal Geology	64	5.33	5.832	Netherlands	60
4	Marine and Petroleum Geology	52	3.538	4.021	England	51
5	Science of The Total Environment	44	5.589	5.727	Netherlands	113
6	Energy Policy	38	4.88	5.458	England	91
7	Journal of Petroleum Science And Engineering	35	2.886	3.157	Netherlands	52
8	Energy Fuels	29	3.021	3.554	USA	62
9	Energy Research Social Science	29	5.528	NA	Netherlands	60
10	Fuel	24	5.128	5.223	England	92
11	Petroleum Exploration and Development	23	2.54	2.775	China	35
12	Applied Energy	22	8.426	8.558	England	131
13	Applied Geochemistry	19	2.894	3.219	England	38
14	Oil Shale	19	1.041	1.066	Estonia	12
15	Industrial Engineering Chemistry Research	18	3.375	3.448	USA	71
16	Acs Sustainable Chemistry Engineering	17	6.97	7.185	USA	79
17	Energy Exploration Exploitation Extractive Industries and Society an International	17	1.946	1.619	USA	16
18	Journal	16	2.064	NA	England	NA
19	Energies	15	2.707	2.99	Switzerland	62
20	Environmental Earth Sciences	14	1.871	2.032	USA	48
21	Plos One Proceedings of The National Academy of	14	2.776	3.337	USA	176
22	Sciences of The United States of America	14	9.58	10.6	USA	NA
23	Aapg Bulletin	13	2.677	4.169	USA	NA
24	Energy	12	5.537	5.747	England	92
25	Journal of Cleaner Production	12	6.395	7.051	England	132

Notes: TP=total publications. The h5 index refers to the h index of articles published in the past five years. h refers to the maximum number of h articles that have been cited at least h times in each of the h articles published in 2014-2018. TP denotes total number of publications in this field published by this journal.

3.2 Distribution of publications

This section described the total publications distributions from 2000 to 2018. As shown in **Fig. 2**, the trend of total publications is increasing, the top one country is the USA, second is China and the following is Canada. The distribution of publications is

similar to the distribution of production of unconventional gas reserves shown in **Table 2**, which implies the emerging interests in international energy competition. According to forecasts, the global shale gas resource is $456 \times 10^{12} \text{m}^3$, which is equivalent to the total of global conventional natural gas ($471 \times 10^{12} \text{m}^3$), coalbed methane, and tight gas, mainly distributed in North America, Central Asia, China, the Middle East, North Africa, South America, The Soviet Union and other regions.

Some periodic characteristics of article evolution can be seen, the number of articles published generally shows an upward trend, and two turning points is obvious: (1) In the first phase, from 1990 to 2010, the number of published articles has grown very slowly, remaining below 10 each year, showing that this topic was not a hot area during this period; (2) In the second phase (from 2010 till now), the shale gas revolution in the United States reached its peak in 2008, at the same time, the research on this topic at this stage shows explosive growth, on the one hand, it reflects the important role of unconventional oil and gas in the energy field, and on the other hand, it reflects the increasing attention paid to environmental issues caused by it in recent years.

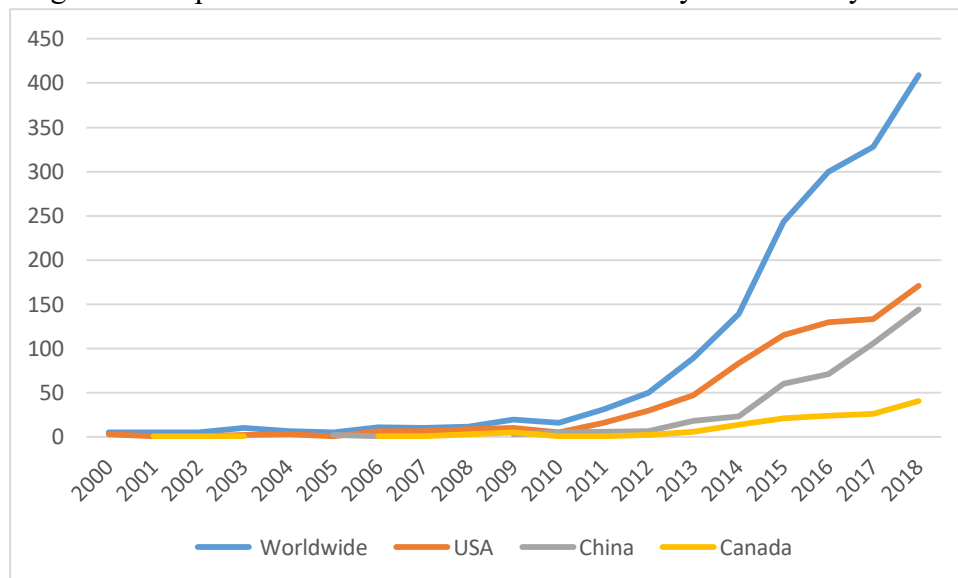


Fig. 2 Distribution of publications.

Table 2

Global gas distribution.

Region	North America	Central Asia & China	the Middle East & North Africa	South America
Shale gas reserves	108.7	99.8	72.1	7.8
	$/10^{12} \text{m}^3$			

3.3 Subject categories

From the perspective of subject categories distribution, as shown in **Fig. 3**, unconventional gas environmental issue is an all-around research field and the top 5

including: energy fuels (27% of the total), environmental sciences (24% of the total), geosciences multidisciplinary (17% of the total), engineering chemical (16% of the total) and environmental studies (10% of the total). From a holistic perspective, the largest subject cluster is the field of engineering, and the rest scatters such as energy, ecology, geology.

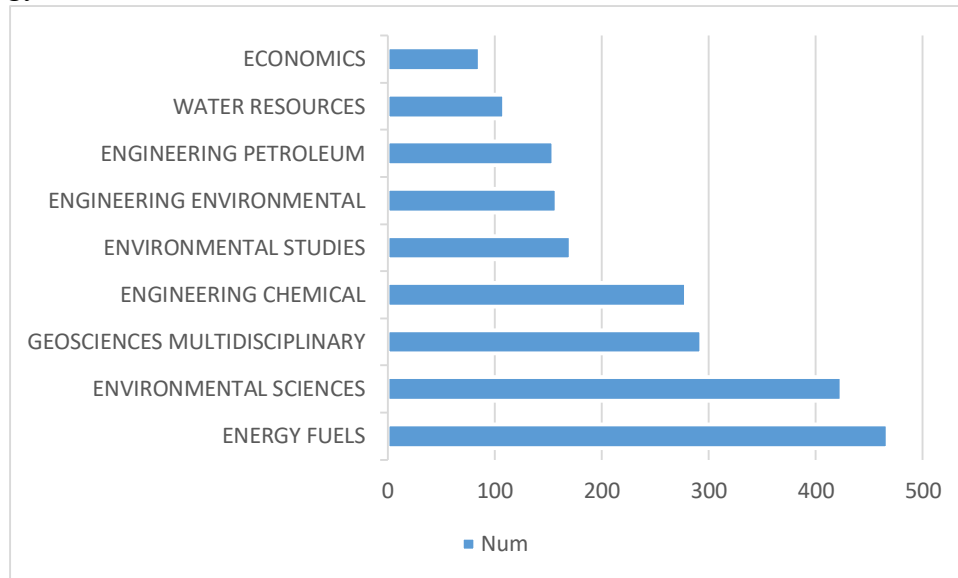


Fig. 3 Distribution of main subjects of unconventional gas environment issues literatures.

3.4 High-yield authors and institutions

It can be seen that the high-yield authors who have been published in this field from **Table 3**. In this section, the leading position is measured by total productions and total citations in the field of unconventional gas environment issue as well as H index**. (1) First, Vengosh A is the author with the largest number of posts in this field, and also the most cited author in this field, with a total of 2478 citations. The most cited articles he published as a second author is about methane contamination of drinking water associated with shale-gas extraction [25]. (2) Second, Jackson RB is the highest TP/TC researcher. The most cited article he published as a corresponding author co-worked with Vengosh A.

Table 3

High-yield authors in the field of unconventional gas environment issue, 1990-2018.

Author	TP	TC	TC/TP	Citations per articles/year	H index**
Vengosh A	19	2478	130.42	247.8	15
El-halwagi MM	16	247	15.44	35.29	10
Zhang JC	16	334	20.88	37.11	9
LI J	15	282	18.8	18.8	7
Jiang S	14	220	15.71	36.67	8
Jiang ZX	14	326	23.29	36.22	9
Warner NR	14	2182	155.86	218.2	11
Jackson RB	12	2102	175.71	210.2	10

You FQ	12	295	24.58	49.17	9
Evensen D	11	150	13.64	30	7

Notes: TP=total publications, TC=total citations, H index** only concluded in this field.

During the last 28 years, a total of 1363 institutions from all over the world have published. **Table 4** presents institutions with the highest number of publications in the field of unconventional oil and gas environmental issue. Among them, six institutions from the USA, four institutions from China. The China University of Petroleum is the most productive institution in the world, with 105 publications. Pennsylvania Commonwealth System of Higher Education is the most productive institutions in the USA.

Table 4

The most productive institutions.

Institution	Country	Number of Articles	Share within the country	Share in the world
China University of Petroleum	China	105	23.49%	6.08%
China National Petroleum Corporation	China	83	18.57%	4.81%
Pennsylvania Commonwealth System of Higher Education	USA	81	18.12%	4.69%
United States Department of Energy	USA	69	15.44%	3.99%
China University of Geosciences	China	67	14.99%	3.88%
Penn State University	USA	63	14.09%	3.65%
Chinese Academy of Sciences	China	58	12.98%	3.36%
University of Texas System	USA	55	12.30%	3.19%
China University of Mining Technology	China	52	11.63%	3.01%
United States Department of The Interior	USA	52	11.63%	3.01%

3.5 Highly cited documents

The top ten highly cited documents in the 1990-2018 period (as shown in **Table 5**) were regarded as the knowledge base for unconventional gas environment issue. The ranking is sorted according to total citations(TC). From the comparison of total citations(TC) and average citations per year(AC/Y), three points can be drawn: (1) high TC and AC/Y indicate that this article has a high impact; (2) high TC and relatively low AC/Y indicate that the year of publication is early, and its recent impact is relatively low; (3) low TC and high AC/Y indicate that the year of publication is relatively recent, and its recent impact is high.

Since 1990 in the field of unconventional gas environment issue, there are total 1728 publications, total citations are 31188, the most cited work is from Osborn et al.[25], with a total 691 citations received, which is a research article in which the author document systematic evidence for methane contamination of drinking water associated with shale-gas extraction. The second most cited was published by Gregory et al.[26], about water management in the development of these inland gas reservoirs. Most of the

highly cited article were published in the 2000s; the earliest article is published in 1994 by Scott et al. [27], which from the perspective of thermogenic and secondary biogenic gases to get implications for coalbed gas producibility.

The main highly cited articles focus on the impact of different pollution sources on the environment during the development of unconventional gas, mainly from the aspects of geochemical structure, including water management, environment influential during production and hydraulic fracturing, greenhouse gas emissions.

Table 5

The top 10 highly cited articles in the field of unconventional gas environment issue.

TC	Title	Author & year	Journal	AC/Y
691	Methane contamination of drinking water accompanying gas-well drilling and hydraulic fracturing	Osborn et al.,2011[25]	Proceedings of The National Academy of Sciences of The United States of America	69.1
413	Water Management Challenges Associated with the Production of Shale Gas by Hydraulic Fracturing	Gregory et al.,2011[26]	Elements	41.3
302	Increased stray gas abundance in a subset of drinking water wells near Marcellus shale gas extraction	Jackson et al.,2013[28]	Proceedings of The National Academy of Sciences of The United States of America	37.75
302	Life-Cycle Greenhouse Gas Emissions of Shale Gas, Natural Gas, Coal, and Petroleum	Burnham et al.,2012[29]	Environmental Science & Technology	33.56
283	Geochemical evidence for possible natural migration of Marcellus Formation brine to shallow aquifers in Pennsylvania	Warner et al.,2012[30]	Proceedings of The National Academy of Sciences of The United States of America	31.44
264	Impacts of Shale Gas Wastewater Disposal on Water Quality in Western Pennsylvania	Warner, Christie, Jackson, & Vengosh,2013[31]	Environmental Science & Technology	33
248	Thermogenic and Secondary Biogenic Gases, San-Juan Basin, Colorado and New-Mexico - Implications for Coalbed Gas Producibility	SCOTT et al.,1994[27]	AAPG Bulletin- American Association Of Petroleum Geologists	9.19
242	Water Use for Shale-Gas Production in Texas, US	Nicot & Scanlon,2012[32]	Environmental Science & Technology	26.89
239	Shale gas and non-aqueous fracturing fluids: Opportunities	Middleton et al.,2015[33]	Applied Energy	39.83

	and challenges for supercritical CO ₂		
216	Noble gases identify the mechanisms of fugitive gas contamination in drinking-water wells overlying the Marcellus and Barnett Shales	Darrah, Vengosh, Jackson, Warner, & Poreda,2014[34]	Proceedings of The National Academy of Sciences of The United States of America 30.86

Notes: TC=total citations, AC/Y=average citations per year.

4. Network analysis

The collaboration network is one of the most well-documented networks in social network analysis, and it is employed to describe the scientific collaboration patterns. In this section, the following three collaboration network are shown as: author collaboration network, institute collaboration network, country/region collaboration network and journal co-citation network.

4.1 Author collaboration network analysis

The **Fig. 4** displays a simplified author collaboration network with a minimum threshold of three publications in this data set. Among 5661 authors, 348 meet this threshold. The distance between two nodes denote that the relatedness of authors in terms of co-authorship, the more the number of publications two researchers have co-authored, the stronger the link. The color of an item is determined by the cluster to which the item belongs, and the node size is proportional to the number of authors' publications. Because of the scatter of the network (clusters:56, links:342), only the largest set of connected component (69 items) is analyzed.

According to the simplified author collaborated network, there are total 13 clusters, which are illustrated by different colors in **Fig. 4**. (1) The largest cluster contains 21 author, among this cluster, Jiang Shu is the biggest node, most of his articles are published around 2017 and the most cited work is about the heterogeneity of marine shale based on geological chemistry data interrogation [35]. The clusters closer to him mainly include the research team represented by Zhang Jinchuan. (2) The largest node is Vengosh Avner, most of his articles were published around 2014 and the number of items in his cluster is 15, which is the third largest cluster. Some of his works study the environmental hazards that may occur during the production of unconventional oil and gas, mainly focus on water resource pollution.

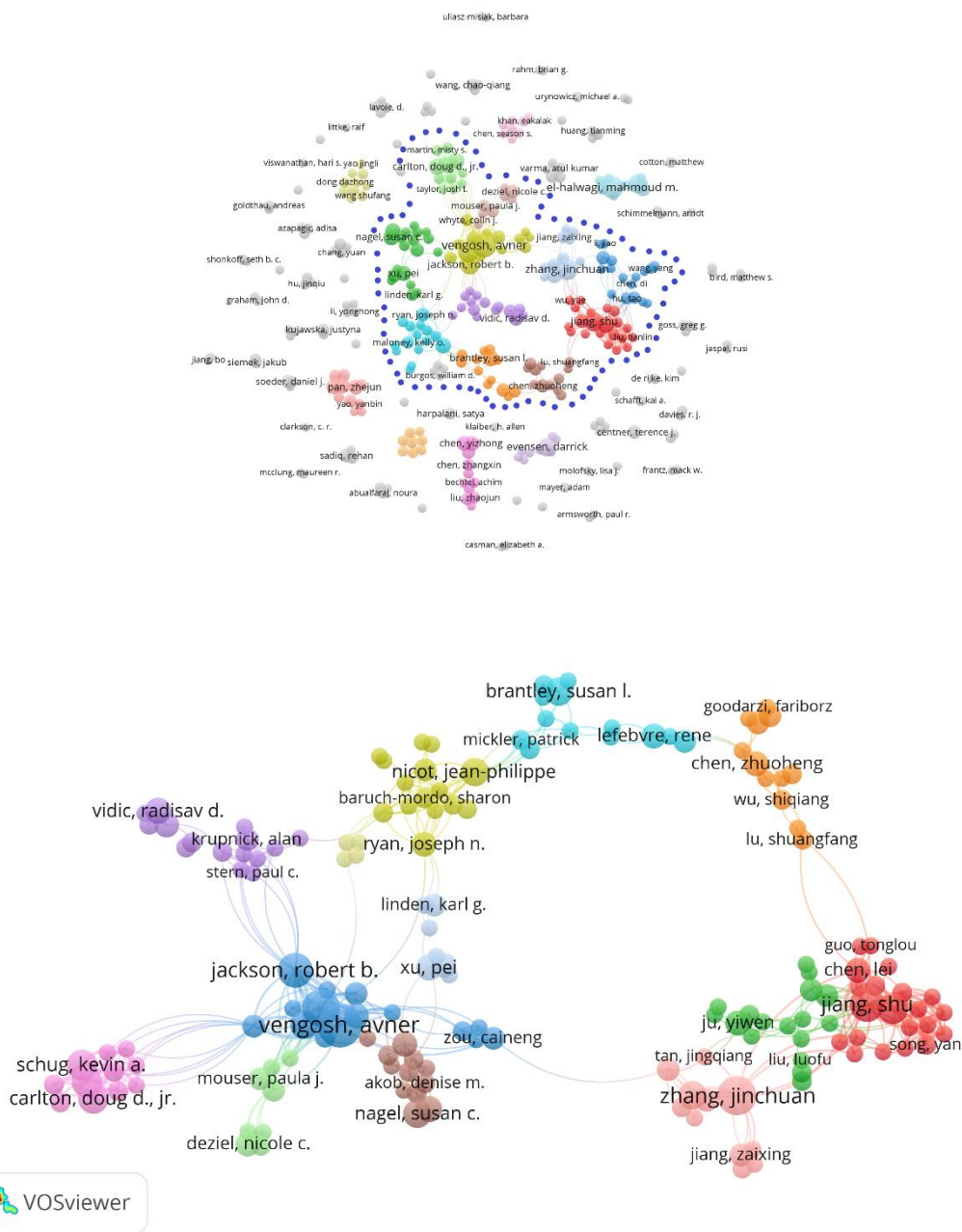


Fig.4 A simplified author collaboration network.

4.2 Institute collaboration network

To present the main structure of the institute collaboration network, each institute is filtered by a minimum of five publications, and of the 1453 organizations, 143 meet the thresholds. **Fig. 5** displays a simplified institutions co-authorship network, where the nodes represent institutions and the links represent co-authorship relations between institutions. The original data set compose 143 items in this network, in order to give a portrait of the whole relationship, we choose the largest set of connected 133 items instead of all items.

This largest set insists of 133 institutions, 12 clusters and 592 links. It can be clearly

concluded from the overlay figure 4 that there are mainly two types of large clusters, which are respectively composed of Americas universities and Asia universities. There are also many connections between these large clusters, indicating that inter-university and multinational cooperation exists.

The largest node among Asia institutions is China University of Petroleum, which means it has the largest publications, it also has a strong collaborate relationship with China University of Geosciences. The top 3 biggest clusters among China institutions are headed by China University of Petroleum, Chinese Academy of Sciences and China University of Ming and Technology, there is also a close working relationship between the three.

In the Americas, there are 6 large clusters, represented by The Pennsylvania State University, US Geol Survey, Cornell University, Texas A&M University, Carnegie Mellon University and University of Calgary, respectively. It is worth noting that the cluster represented by University of Calgary has the closest communication with institutions in the Americas and Asia.

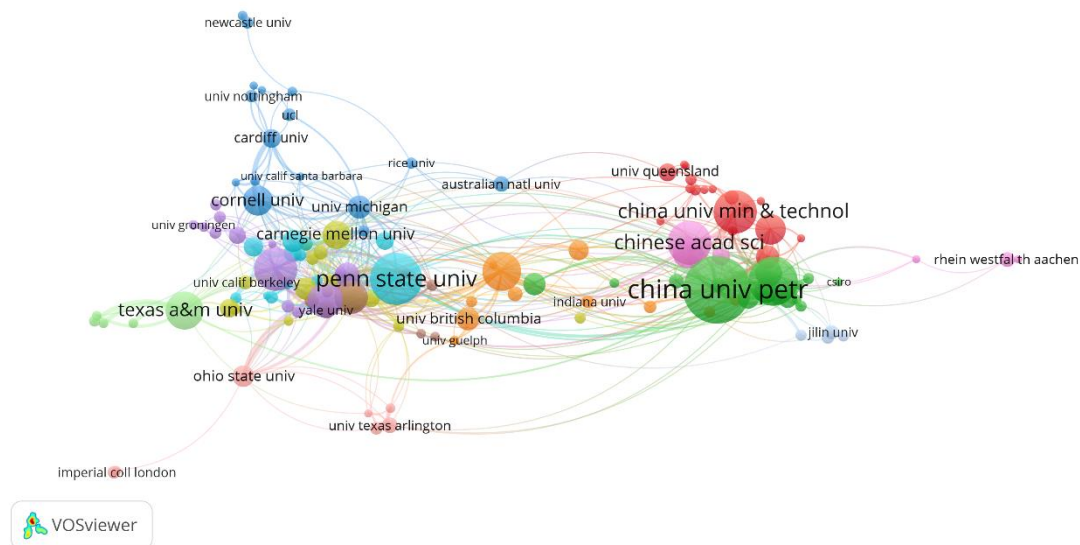


Fig.5 A simplified institutions collaboration network.

4.3 Country/region collaboration network

The country/region collaboration network is shown as **Fig. 6**. We set the threshold of minimum number of publications of a country is 5, of the 74 countries 37 meet the threshold. And we only focus on the largest cluster, which contains 37 countries. The distance between two countries in the visualization approximately indicates the relatedness of the countries in terms of co-authorship links.

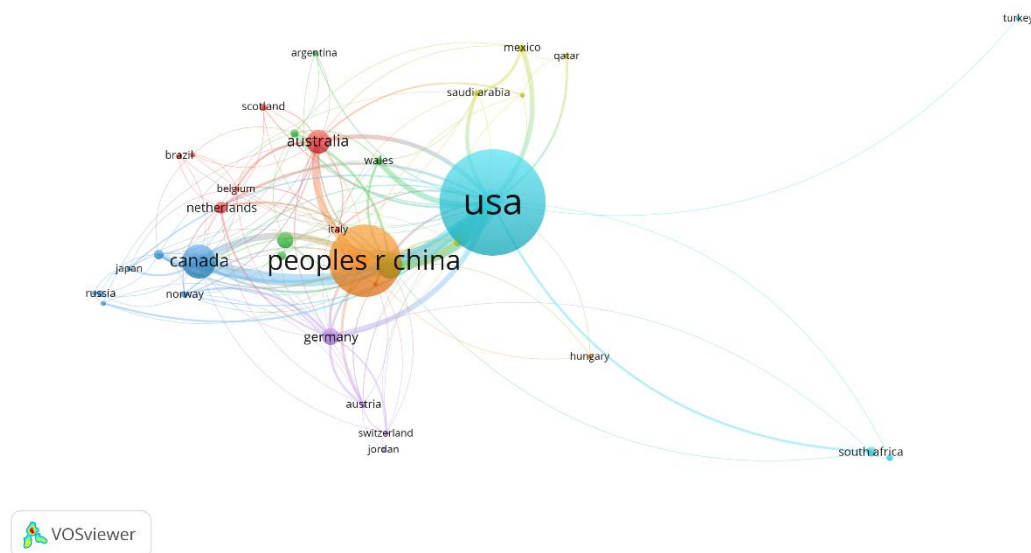
As can be seen from the **Table 6**, USA has the highest number of published articles and the highest links and total link strength, which shows that it cooperates most closely with other countries, followed by China (total link strength 153). Australia as the largest node in the biggest cluster maintains 8 countries in close co-authorship.

Table 6

The largest node of every cluster.

Country	Cluster	Links	Total link strength	Documents	Average publication year
USA	4	32	265	778	2015
China	2	18	153	447	2016
Canada	7	17	85	152	2014
England	7	20	79	104	2015
Australia	8	17	60	94	2014
Germany	4	17	53	57	2013
South Korea	5	10	18	21	2016

Notes: Cluster represents the number of countries in close co-authorship. Documents implicate the number of publication. Links represents number of journals co-citation in publications. Total link strength represents the total number of citations for this journal with others.

**Fig.6** A simplified countries collaboration network.

4.4 Journal co-citation network

In this section, the journal co-citation network built to reveal the relationship between journals in this field. Co-citation analysis of journals enables researchers to better understand mainstream journals and their relative influence. The basic assumption of the co-citation analysis is that the more frequently two journals are co-cited, the stronger is their linkage. We set the threshold of minimum number of citation of a journal is 20, of the 25753 journals, 465 meet the threshold.

The main structure of the co-citation network is shown in **Fig. 7**, and specific bibliometric information of the top 20 largest nodes is shown in **Table 7**. The distance between two journals in the visualization approximately indicates the relatedness of

journals in terms of co-citation links. As can be seen from the figure, there are no core journals in this field. The two larger clusters have Environmental Science & Technology and AAPG Bulletin as their cores. The H5 index of Environmental Science & Technology is 132, its number of journal connections is 444, Proceedings of The National Academy Of Sciences of The United States of America and Science of The Total Environment stay in close co-citation relationship with it, and this kind of journals are more concerned about topics such as environmental protection and energy; the H5 index of International Journal of Coal Geology is 60 and its number of journal connections is 424, and the journals that have a closer relationship with him are International Journal of Coal Geology and Geochimica Et Cosmochim Acta, etc. And this kind of journals are more concerned with topics such as petroleum, minerals, and chemicals.

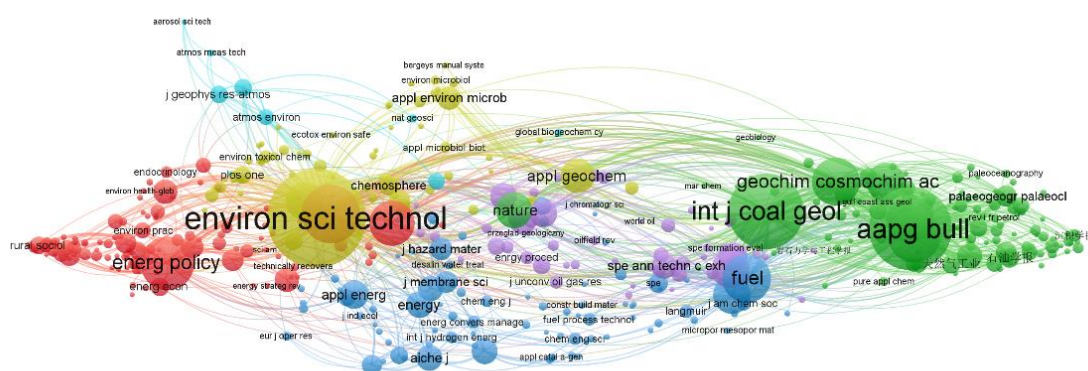


Fig.7 A simplified journals co-citation network.

Table 7

The 20 largest nodes in Fig. 6, with their citations, links, total link strength, H5.

Rank	Journal	Citation	Links	Total Link Strength	h5
1	Environmental Science & Technology	2713	444	87680	132
2	AAPG Bulletin	2015	384	76939	NA
3	International Journal of Coal Geology	1715	424	57665	60
4	Proceedings of The National Academy of Sciences of The United States of America	1151	439	40758	NA
5	Energy Policy	974	409	27472	91
6	Marine And Petroleum Geology	930	388	42371	51
7	Fuel	846	372	30316	92
8	Geochimica Et Cosmochim Acta	818	345	36168	NA
9	Organic Geochemistry	793	326	34609	35
10	Science	748	460	27628	338
11	Chemical Geology	573	337	27847	50
12	Journal of Nature Gas Science And Engineering	552	397	19525	52
13	Science of The Total Environment	549	424	18094	113

14	Energy Fuel	544	338	20405	62
15	Nature	516	459	21387	368
16	Applied Geochemistry	473	398	17364	38
17	Journal of Petrol Science And Engineering	370	383	13154	52
18	Applied Energy	353	364	11558	131
19	Water Resources Research	329	393	12937	75
20	Energy	319	381	9927	94

Notes: The h5 index refers to the h index of articles published in the past five years. h refers to the maximum number of h articles that have been cited at least h times in each of the h articles published in 2014-2018. Links represents number of journals co-citation in publications. Total link strength represents the total number of citations for this journal with others.

5 Emerging trend analysis

Author-provided keywords, referred to as keywords, have a high conceptual level of abstraction. Therefore, they are often used to identify the thematic trends in a journal or a research area [36]. In this section, the thematic trends are revealed by keywords co-occurrence network, keywords burst detection and document bibliographic coupling analysis.

5.1 Document bibliographic coupling network

Bibliographic Coupling refers to two articles citing one or more identical documents. Usually, the number of citation couplings can be used to quantitatively measure the static connection between two documents. The relatedness of items is based on the number of references they share. Through document bibliographic coupling research, we can find different research directions in this field and documents with greater influence, which can guide future research work.

We set the minimum number of citations of a document is 20, of the 1728 documents, 419 meet the threshold. The largest set of connected items consists of 396 items, and it is divided into 9 cluster, the node size indicates the citation, the bigger the node, the larger the citations, as shown in **Fig. 8**. We selected the article with the top rated total link strength(TLS) in each cluster, because the largest TLS indicate that it has the strongest connection with other articles in the cluster. According to the content of the article, the research object and methodology of these articles were clarified, shown as **Table 8** for details. First of all, from the perspective of publication time, the publication years of articles with larger TLS are mainly distributed between 2014 and 2017, there are five large TLS articles published in 2017, which respectively explain the environmental research on unconventional oil and gas from different perspectives. Second, we found that the hydraulic fracturing technology has become a hot topic in recent years, which can be divided into two major fields: one is the discussion of its

innovative fracturing technology, and the other is its impact on the environment-mainly in geological structures and water. Third, the research methodology can be divided into three categories: The first category is based on laboratory experiments, mainly for geochemical and medical research; the second category is literature review and policy research, mainly about government policies and environmental regulations; the third class uses computer models and other methods to take case studies or simulation studies, which are mainly used in Unconventional gas greenhouse gas emissions, energy consumption, water consumption.




Fig.8 A simplified documents bibliographic coupling network.

Table 8

Top rated TLS documents in 9 cluster.

Cluster #	Author & year	Title	Research object	Methodology
Cluster 1(141 items)	Vinson et al., 2017[37]	Microbial methane from in situ biodegradation of coal and shale: a review and reevaluation of hydrogen and carbon isotope signatures.	Unconventional gas geochemical characteristics	Laboratory experiment(Iso topic fingerprinting techniques).
	Hao et al., 2013[38]	Mechanisms of shale gas storage: implications for shale gas exploration in China.	Unconventional gas storage	Literature review.
	Shao et al., 2017[39]	Pore structure and fractal characteristics of organic-rich shales: a case study of the lower Silurian Long maxi shales in Si Chuan basin,sw China.	Unconventional gas pore structure	Laboratory experiment(XRD,TOC,Ro).

Cluster 2(70 items)	Hays et al., 2015[40]	Considerations for the development of shale gas in the United Kingdom.	Unconventional gas development	Literature and policy review.
	Small et al., 2014[41]	Risks and risk governance in unconventional shale gas development.	Unconventional gas development	Literature and policy review.
	Zirogiannis et al., 2016[42]	[42]State regulation of unconventional gas development in the U.S.: an empirical evaluation.	Unconventional gas development	Expert elicitation and principal components analysis.
Cluster 3(55 items)	Shih et al., 2015[43]	Characterization and analysis of liquid waste from Marcellus shale gas development.	Unconventional gas development wastewater	Laboratory experiment(Kaplan-Meier method)
	Luek et al., 2017[44]	Halogenated organic compounds identified in hydraulic fracturing wastewaters using ultrahigh resolution mass spectrometry.	Hydraulic fracturing wastewater	Laboratory experiment(ultra high resolution mass spectrometry).
	Parker et al., 2014[45]	Enhanced formation of disinfection byproducts in shale gas wastewater-impacted drinking water supplies.	Unconventional gas wastewater	Laboratory experiment.
Cluster 4(51 items)	Soeder et al., 2014[46]	An approach for assessing engineering risk from shale gas wells in the United States.	Unconventional gas wells engineering risk	Integrated assessment models(IAMs)
	Elliott et al., 2017[47]	Unconventional oil and gas development and risk of childhood leukemia: assessing the evidence.	Unconventional gas development risk with human health	Laboratory experiment(International Agency for Research on Cancer (IARC) monographs).
	Mauter et al., 2014[48]	Regional variation in water-related impacts of shale gas development	Unconventional gas development with water-related impact	Literature and policy review.

		and implications for emerging international plays.		
Cluster 5(42 items)	Gao and You, 2017[49]	Design and optimization of shale gas energy systems: overview, research challenges, and future directions.	Unconventional gas energy systems	Literature and policy review.
	Gao and You, 2017[49]	Shale gas supply chain design and operations toward better economic and life cycle environmental performance: MINLP model and global optimization algorithm.	Unconventional gas supply chain.	MINLP, global optimization algorithm
	Dale et al., 2013[50]	Process based life-cycle assessment of nature gas from the Marcellus shale.	Unconventional gas greenhouse gas emissions, energy consumption, water consumption.	Life cycle assessment
Cluster 6(22 items)	Vandecasteele et al., 2015[51]	Impact of shale gas development on water resources: a case study in northern Poland.	Hydraulic fracturing wastewater	LUISA modeling framework
	Mason et al., 2015[52]	The economics of shale gas development.	Unconventional gas economic	Literature and policy review.
	Engle and Rowan, 2014[53]	Geochemical evolution of produced water from hydraulic fracturing of the Marcellus shale, northern Appalachian basin: a multivariate compositional data analysis approach.	Hydraulic fracturing wastewater	Multivariate compositional data analysis.
Cluster 7(9 items)	Birdsell et al., 2015[54]	Hydraulic fracturing fluid migration in the subsurface: a review and expanded modeling results.	Hydraulic fracturing wastewater	Literature review and model simulation.
	Merrill and Schizer, 2013[1]	The shale oil and gas revolution, hydraulic fracturing, and water	Hydraulic fracturing wastewater	Literature and policy review.

		contamination: a regulatory strategy.		
	Middleton et al., 2015[33]	Shale gas and non-aqueous fracturing fluids: opportunities and challenges for supercritical co ₂ .	Hydraulic fracturing fluid.	Experiments and model.
Cluster 8(4 items)	Kassotis et al., 2016[55]	Endocrine-disrupting chemicals and oil and nature gas operations: potential environmental contamination and recommendations to assess complex environmental mixtures.	Hydraulic fracturing risk with human health	Literature and policy review.
	Kassotis et al., 2016[56]	Adverse reproductive and developmental health outcomes following prenatal exposure to a hydraulic fracturing chemical mixture in female c57bl/6 mice.	Hydraulic fracturing risk with human health	Laboratory experiment.
Cluster 9(2 items)	Jha and Juanes, 2014[57]	Coupled multiphase flow and poromechanics: a computational model of pore pressure effects on fault slip and earthquake triggering.	Unconventional gas pore structure	Computational approach.

Notes: TLS means Total link strength, which represents the total number of reference for this document share with others in common. XRD means X-ray diffraction, TOC means total organic carbon content, Ro means vitrinite reflectance analysis. MINLP is mixed-integer nonlinear programming.

5.2 Keyword co-occurrence network

To show the main structure of key word co-occurrence network, we display a simplified keyword co-occurrence network in **Fig. 9**, the relatedness of items is determined based on the number of documents in which they occur together. We set the minimum number of occurrences of a keyword is 10, in the total 4189 keywords, 47 meet the threshold.

We find that the keywords are obviously grouped into five main clusters. The detailed keywords in each cluster is presented in **Table 9**, and this field can be primarily divided into seven clusters, each cluster is concluded to different significant theme by documents and keywords: Cluster 1 mainly focuses more attention on the geochemistry characteristic and formation of different region unconventional gas basin. Cluster 2 mainly studies environmental impact during unconventional gas extraction, such as flowback water, greenhouse gas emission and induced seismicity. Cluster 3 places more emphasis on water influences caused by hydraulic fracturing. Cluster 4 focuses on energy policy and regulation about shale gas development. Cluster 5 mainly studies Coalbed methane geochemical formation and structure. Cluster 6 mainly places flowback water environment risk assessment. Cluster 7 researches on impact of methane extraction to groundwater.

As shown in **Table 10**, we list the most frequently co-occurrence keywords from 2012 to 2018, following features can be captured: (1) From a time point of view, coalbed methane, natural gas, and shale gas are the earliest unconventional oil and gas to carry out related research, and the keyword of China indicates that its development and exploitation have attracted much attention in this region. (2) In terms of environmental protection, the impact of unconventional oil and gas development on climate and water resources is of highest concern, the remaining includes air pollution and human health. (3) The technology of hydraulic fracturing of unconventional oil and gas has received the most attention because of its high technical difficulty, which has led scholars to discuss the improvement of this technology and its residue impact on the environment, such as the fracturing fluid, flowback water and waste water.

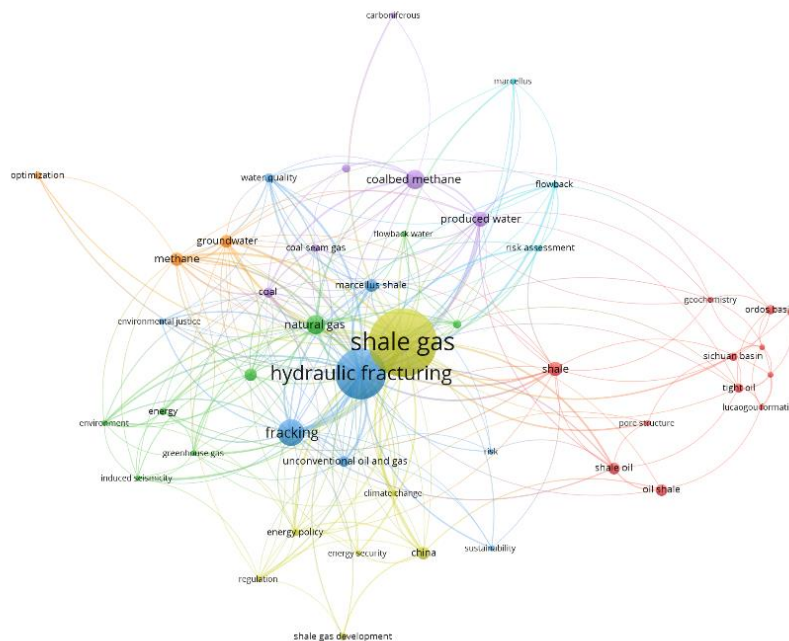


Fig.9 Main clusters of a simplified keyword co-occurrence network.

Table 9

Main theme identified in the cluster analysis.

Cluster #	Keywords and themes
Cluster 1	Keywords (12 items): diagenesis, geochemistry, junggar basin, lacustrine shale, oil shale, ordos basin, pore structure, shale, shale oil, Sichuan basin, tight oil. Theme: The geochemistry characteristic and formation of different region unconventional gas basin.
Cluster 2	Keywords (8 items): energy, environment, environmental impact, flowback water, greenhouse gas, induced seismicity, nature gas, unconventional gas. Theme: Environmental impact during unconventional gas extraction, such as flowback water, greenhouse gas emission and induced seismicity.
Cluster 3	Keywords (8 items): environmental justice, fracking, hydraulic fracturing, Marcellus shale, risk, sustainability, unconventional oil and gas, water quality. Theme: Mainly water influences caused by hydraulic fracturing.
Cluster 4	Keywords (7 items): China, climate change, energy policy, energy policy, regulation, shale gas, shale gas development. Theme: Energy policy and regulation about shale gas development.
Cluster 5	Keywords (6 items): carboniferous, coal, coal seam gas, coalbed methane, permeability, produced water. Theme: Coalbed methane geochemical formation and structure.
Cluster 6	Keywords (3 items): flowback, Marcellus, risk assessment. Theme: Flowback water environment risk assessment.
Cluster 7	Keywords (3 items): groundwater, methane, optimization. Theme: Impact of methane extraction to groundwater.

Table 10

The most frequently keywords from 2012 to 2018.

Keywords	T	O	Y	Keywords	T	O	Y	Keywords	T	O	Y
Coalbed	3	5		Produced	5	4		Shale Gas	288	335	2016
Methane	2	6	2012	Water	7	1	2015	Hydraulic			
Nature	8	5			3	3		Fracturing	265	220	2016
Gas	7	5	2014	Shale	1	6	2015				
	3	3			5	3		Fracking	111	88	2016
China	1	1	2014	Methane	4	4	2015	Unconventional Gas			
Oil		2		Unconventional Gas	3	3		And Oil	31	25	2016
Shale	8	9	2011	Mercellus	1	2	2015				
Shale	2	2		Shale	3	3		Tight Oil	12	19	2016
Oil	2	9	2013	Groundwater	6	2	2015	Coal Seam			
	4	2		r	4	3		Gas	14	16	2016
Coal	5	4	2012		8	2	2015	Shale Gas			
Climate	2	1			1	2		Development			
Change	7	2	2014	Ordos Basin	0	0	2015		9	15	2016
		1		Water	3	2		Diagenesis			
Risk	6	0	2014	Quality	7	0	2015	s	7	14	2016

Marcellu	1	1		Permeabilit		1		Risk			
s	2	0	2014	y	7	8	2015	Assessme			
								nt	20	13	2016

Notes: T denotes total link strength, means the total number of occurrences for this keyword with others. O denotes the number of occurrences. Y denotes average published year.

5.3 Keywords burst detection

A burst detection algorithm is typically applied to a frequency function $F(t)$ defined over a time interval T and finds subintervals in which $F(t)$ is elevated statistically with reference to the dataset as a whole[58]. Through the burst detection, the development and evolution of research trends can be captured, and at the same time, it is helpful for scholars to follow up the subsequent research and find the latest direction from the hot sudden phenomenon. In this section, we use CiteSpace burst detection to reveal the theme evolution of unconventional gas environment issues.

According to the burst detection shown in **Fig. 10**, we find several characteristics worth noting: (1) The longer-lasting research topic is oil shale, from 1992 to 2013 which also has the largest strength, means its vigorous research trends, followed by pyrolysis, it suggests the research of this field in the discipline of geochemistry. (2) Unconventional gas including shale gas, oil sale and tight oil etc., and it suggests coalbed methane and oil shale are the most popular topics. (3) Some keywords including carbon dioxide, brine, flow and formation water suggest residues or effluents generated during the development of unconventional oil and gas, which will have a certain impact on the surrounding environment. (4) In recent years, some keywords suggest environmental protection, including water quality, policy and methane contamination, which implicates that countries are increasing their awareness of environmental protection while developing unconventional energy sources. The keyword “policy” appeared in 2016 and stay hot till now, which also hinted that related environmental regulations have attracted more and more scholars’ attention in recent years.

Top 20 Keywords with the Strongest Citation Bursts



Fig.10 Top 20 keywords with the strongest citation bursts.

6. Conclusion and discussion

A scientific visualization framework is proposed in this study to depict the 1728 articles. Bibliometrics analysis was used with co-authorship, co-citation analysis, co-occurrences network, bibliographic coupling analysis and keywords burst detection in order to present an integrated knowledge map of unconventional gas environmental issues, and to capture hot topics with emerging trends.

Based on the analysis framework, four basic conclusions are drawn. (1) From 1990 to 2018, Applied Energy is the highest 5Y IF journal and Journal of Natural Gas Science and Engineering is the highest TP journal. (2) The trend of total publications (TP) is increasing, the top one TP country is the USA, followed by China and Canada. (3) Energy Fuels (27% of the total), Environmental Sciences (24% of the total), Geosciences Multidisciplinary (17% of the total), Engineering Chemical (16% of the total) and Environmental Studies (10% of the total) is the top 5 hot subject categories in this area. (4) Vengosh A is the author with the largest number of posts in this field, and also the most cited author in this field, with a total of 2478 citations. (5) The China University of Petroleum is the most productive institutions within China as well as the world, with 105 publications. Pennsylvania Commonwealth System of Higher Education is the most productive institutions in the USA. (6) Since 1990 in the field of unconventional gas environment issue, there are total 1728 publications, total

citations are 31188, the most cited work is from Osborn et al.[25], with a total 691 citations received, which is a research article in which the author document systematic evidence for methane contamination of drinking water associated with shale-gas extraction.

Some enlightenments about emerging trends were obtained based on bibliometrics analysis, which included document bibliographic coupling, keyword co-occurrence network and keywords burst detection. From the perspective of the production stages of unconventional oil and gas, the major environmental impact stages are: vertical and horizontal well excavation, hydraulic fracturing, production, and abandoned well stages. According to the result of emerging trend analysis, hydraulic fracturing is the hottest research topic, both from geochemical and management science field. This also provides inspiration for subsequent research directions, such as continuing to study innovative technologies for hydraulic fracturing from the perspective of geological sciences, or conducting environmental impact studies from the perspective of management science. Other popular research topics include: energy policy and regulation for unconventional gas development, greenhouse gas emissions during unconventional oil and gas production, energy and water consumption of life cycle assessment.

In summary, this study provides a longitudinal and holistic view of unconventional gas environmental issue research for both researchers and practitioners. Influential scholars and articles, the state of the art of this area, and future directions of this field development are identified for researchers. Furthermore, the integrated unconventional gas environmental issues research frame work can also be used to explore new research topics.

A limitation of this study is that its data was retrieved only from the core database of Web of Science. Although Web of Science is considered the most authoritative source of data for most publications, some worthwhile literature solely found in other databases may have been overlooked and literature in languages other than English would not have been included.

Acknowledgement

This research work was partly supported by the National Natural Science Foundation of China under Grant No.71774130.

Conflicts of interest

The authors declare that there are no conflicts of interest regarding the publication of this study.

References:

- [1]. Merrill TW, Schizer DM. The shale oil and gas revolution, hydraulic fracturing, and water contamination: A regulatory strategy. *Minn Law Rev.* 2013;98:145-264.
- [2]. Calderon AJ, Guerra OJ, Papageorgiou LG, Reklaitis GV. Disclosing water-energy-economics nexus in shale gas development. *Appl Energ.* 2018;225:710-731.
- [3]. Crow DJG, Giarola S, Hawkes AD. A dynamic model of global natural gas supply. *Appl Energ.* 2018;218:452-469.
- [4]. Stamford L, Azapagic A. Life cycle environmental impacts of UK shale gas. *Appl Energ.* 2014;134:506-518.
- [5]. Chong ZR, Pujar GA, Yang M, Linga P. Methane hydrate formation in excess water simulating marine locations and the impact of thermal stimulation on energy recovery. *Appl Energ.* 2016;177:409-421.
- [6]. Chang Y, Huang R, Ries RJ, Masanet E. Shale-to-well energy use and air pollutant emissions of shale gas production in China. *Appl Energ.* 2014;125:147-157.
- [7]. Wei Y, Kang J, Yu B, Liao H, Du Y. A dynamic forward-citation full path model for technology monitoring: An empirical study from shale gas industry. *Appl Energ.* 2017;205:769-780.
- [8]. Chen Y, Jiang S, Zhang D, Liu C. An adsorbed gas estimation model for shale gas reservoirs via statistical learning. *Appl Energ.* 2017;197:327-341.
- [9]. Kant MA, Rossi E, Duss J, Amann F, Saar MO, von Rohr PR. Demonstration of thermal borehole enlargement to facilitate controlled reservoir engineering for deep geothermal, oil or gas systems. *Appl Energ.* 2018;212:1501-1509.
- [10]. De Silva GPD, Ranjith PG, Perera MSA, Chen B. Effect of bedding planes, their orientation and clay depositions on effective re-injection of produced brine into clay rich deep sandstone formations: Implications for deep earth energy extraction. *Appl Energ.* 2016;161:24-40.
- [11]. Hammond GP, O'Grady A. Indicative energy technology assessment of UK shale gas extraction. *Appl Energ.* 2017;185:1907-1918.
- [12]. Olawumi TO, Chan DWM. A scientometric review of global research on sustainability and sustainable development. *J Clean Prod.* 2018;183:231-250.
- [13]. Zheng C, Yuan J, Zhu L, Zhang Y, Shao Q. From digital to sustainable: A scientometric review of smart city literature between 1990 and 2019. *J Clean Prod.* 2020:120689.
- [14]. Wang C, Lim MK, Zhao L, Tseng M, Chien C, Lev B. The evolution of omega-the international journal of management science over the past 40 years: A bibliometric overview. *Omega.* 2019:102098.
- [15]. Gao C, Sun M, Geng Y, Wu R, Chen W. A bibliometric analysis based review on wind power price. *Appl Energ.* 2016;182:602-612.
- [16]. Kiriya E, Kajikawa Y, Fujita K, Iwata S. A lead for transvaluation of global nuclear energy research and funded projects in Japan. *Appl Energ.* 2013;109:145-153.
- [17]. Duan L. Analysis of the relationship between international cooperation and scientific publications in energy R&D in China. *Appl Energ.* 2011;88:4229-4238.
- [18]. Yu H, Wei Y, Tang B, Mi Z, Pan S. Assessment on the research trend of low-carbon energy technology investment: A bibliometric analysis. *Appl Energ.* 2016;184:960-970.
- [19]. Wan L, Wei Y, Brown MA. Global transition to low-carbon electricity: A bibliometric analysis. *Appl Energ.* 2017;205:57-68.
- [20]. Aalto M, Raghu KC, Korpinen O, Karttunen K, Ranta T. Modeling of biomass supply system by

-
- combining computational methods - A review article. *Appl Energ.* 2019;243:145-154.
- [21]. Yatağanbaba A, Ozkahraman B, Kurtbas I. Worldwide trends on encapsulation of phase change materials: A bibliometric analysis (1990-2015). *Appl Energ.* 2017;185:720-731.
- [22]. Yu L, Wang G, Marcouiller DW. A scientometric review of pro-poor tourism research: Visualization and analysis. *Tour Manag Perspect.* 2019;30:75-88.
- [23]. Huang L, Zhou M, Lv J, Chen K. Trends in global research in forest carbon sequestration: A bibliometric analysis. *J Clean Prod.* 2020;252:119908.
- [24]. Mingers J, Leydesdorff L. A review of theory and practice in scientometrics. *Eur J Oper Res.* 2015;246:1-19.
- [25]. Osborn SG, Vengosh A, Warner NR, Jackson RB. Methane contamination of drinking water accompanying gas-well drilling and hydraulic fracturing. *P Natl Acad Sci USA.* 2011;108:8172-8176.
- [26]. Gregory KB, Vidic RD, Dzombak DA. Water management challenges associated with the production of shale gas by hydraulic fracturing. *Elements.* 2011;7:181-186.
- [27]. Scott AR, Kaiser WR, Ayers WB. Thermogenic and secondary biogenic gases, san-juan basin, colorado and new-mexico - implications for coalbed gas producibility. *AAPG Bull.* 1994;78:1186-1209.
- [28]. Jackson RB, Vengosh A, Darrah TH, Warner NR, Down A, Poreda RJ, et al. Increased stray gas abundance in a subset of drinking water wells near Marcellus shale gas extraction. *P Natl Acad Sci USA.* 2013;110:11250-11255.
- [29]. Burnham A, Han J, Clark CE, Wang M, Dunn JB, Palou-Rivera I. Life-cycle greenhouse gas emissions of shale gas, natural gas, coal, and petroleum. *Environ Sci Technol.* 2012;46:619-627.
- [30]. Warner NR, Jackson RB, Darrah TH, Osborn SG, Down A, Zhao K, et al. Geochemical evidence for possible natural migration of Marcellus formation brine to shallow aquifers in Pennsylvania. *P Natl Acad Sci USA.* 2012;109:11961-11966.
- [31]. Warner NR, Christie CA, Jackson RB, Vengosh A. Impacts of shale gas wastewater disposal on water quality in western Pennsylvania. *Environ Sci Technol.* 2013;47:11849-11857.
- [32]. Nicot J, Scanlon BR. Water use for shale-gas production in Texas, US. *Environ Sci Technol.* 2012;46:3580-3586.
- [33]. Middleton RS, Carey JW, Currier RP, Hyman JD, Kang Q, Karra S, et al. Shale gas and non-aqueous fracturing fluids: Opportunities and challenges for supercritical CO₂. *Appl Energ.* 2015;147:500-509.
- [34]. Darrah TH, Vengosh A, Jackson RB, Warner NR, Poreda RJ. Noble gases identify the mechanisms of fugitive gas contamination in drinking-water wells overlying the Marcellus and Barnett Shales. *P Natl Acad Sci Usa.* 2014;111:14076-14081.
- [35]. Chen L, Lu Y, Jiang S, Li J, Guo T, Luo C. Heterogeneity of the Lower Silurian Longmaxi marine shale in the southeast Sichuan Basin of China. *Mar Petrol Geol.* 2015;65:232-246.
- [36]. Chen C, Song I, Yuan X, Zhang J. The thematic and citation landscape of Data and Knowledge Engineering (1985-2007). *Data Knowl Eng.* 2008;67:234-259.
- [37]. Vinson DS, Blair NE, Martini AM, Larter S, Orem WH, McIntosh JC. Microbial methane from in situ biodegradation of coal and shale: A review and reevaluation of hydrogen and carbon isotope signatures. *Chem Geol.* 2017;453:128-145.
- [38]. Hao F, Zou H, Lu Y. Mechanisms of shale gas storage: Implications for shale gas exploration in China. *AAPG Bull.* 2013;97:1325-1346.
- [39]. Shao X, Pang X, Li Q, Wang P, Chen D, Shen W, et al. Pore structure and fractal characteristics of organic-rich shales: A case study of the lower Silurian Longmaxi shales in the Sichuan Basin, SW China.

Mar Petrol Geol. 2017;80:192-202.

- [40]. Hays J, Finkel ML, Depledge M, Law A, Shonkoff SBC. Considerations for the development of shale gas in the United Kingdom. *Sci Total Environ.* 2015;512:36-42.
- [41]. Small MJ, Stern PC, Bomberg E, Christopherson SM, Goldstein BD, Israel AL, et al. Risks and risk governance in unconventional shale gas development. *Environ Sci Technol.* 2014;48:8289-8297.
- [42]. Ziropiannis N, Alcorn J, Rupp J, Carley S, Graham JD. State regulation of unconventional gas development in the U.S.: An empirical evaluation. *Energy Res Soc Sci.* 2016;11:142-154.
- [43]. Shih J, Saiers JE, Anisfeld SC, Chu Z, Muehlenbachs LA, Olmstead SMM. Characterization and analysis of liquid waste from Marcellus shale gas development. *Environ Sci Technol.* 2015;49:9557-9565.
- [44]. Luek JL, Schmitt-Kopplin P, Mouser PJ, Petty WT, Richardson SD, Gonsior M. Halogenated organic compounds identified in hydraulic fracturing wastewaters using ultrahigh resolution mass spectrometry. *Environ Sci Technol.* 2017;51:5377-5385.
- [45]. Parker KM, Zeng T, Harkness J, Vengosh A, Mitch WA. Enhanced formation of disinfection byproducts in shale gas wastewater-impacted drinking water supplies. *Environ Sci Technol.* 2014;48:11161-11169.
- [46]. Soeder DJ, Sharma S, Pekney N, Hopkinson L, Dilmore R, Kutchko B, et al. An approach for assessing engineering risk from shale gas wells in the United States. *Int J Coal Geol.* 2014;126:4-19.
- [47]. Elliott EG, Trinh P, Ma X, Leaderer BP, Ward MH, Deziel NC. Unconventional oil and gas development and risk of childhood leukemia: Assessing the evidence. *Sci Total Environ.* 2017;576:138-147.
- [48]. Mauter MS, Alvarez PJJ, Burton A, Cafaro DC, Chen W, Gregory KB, et al. Regional variation in water-related impacts of shale gas development and implications for emerging international plays. *Environ Sci Technol.* 2014;48:8298-8306.
- [49]. Gao J, You F. Design and optimization of shale gas energy systems: Overview, research challenges, and future directions. *Comput Chem Eng.* 2017;106:699-718.
- [50]. Dale AT, Khanna V, Vidic RD, Bilec MM. Process based life-cycle assessment of natural gas from the marcellus shale. *Environ Sci Technol.* 2013;47:5459-5466.
- [51]. Vandecasteele I, Rivero IM, Sala S, Baranzelli C, Barranco R, Batelaan O, et al. Impact of shale gas development on water resources: a case study in northern Poland. *Environ Manage.* 2015;55:1285-1299.
- [52]. Mason CF, Muehlenbachs LA, Olmstead SM. The economics of shale gas development. In: rausser gc, 'editors'. *Annual Review of Resource Economics* 2015. p. 269-289.
- [53]. Engle MA, Rowan EL. Geochemical evolution of produced waters from hydraulic fracturing of the Marcellus Shale, northern Appalachian Basin: A multivariate compositional data analysis approach. *Int J Coal Geol.* 2014;126:45-56.
- [54]. Birdsell DT, Rajaram H, Dempsey D, Viswanathan HS. Hydraulic fracturing fluid migration in the subsurface: A review and expanded modeling results. *Water Resour Res.* 2015;51:7159-7188.
- [55]. Kassotis CD, Tillitt DE, Lin C, McElroy JA, Nagel SC. Endocrine-disrupting chemicals and oil and natural gas operations: potential environmental contamination and recommendations to assess complex environmental mixtures. *Environ Health Persp.* 2016;124:256-264.
- [56]. Kassotis CD, Bromfield JJ, Klemp KC, Meng C, Wolfe A, Zoeller RT, et al. Adverse reproductive and developmental health outcomes following prenatal exposure to a hydraulic fracturing chemical mixture in female c57bl/6 mice. *Endocrinology.* 2016;157:3469-3481.

[57]. Jha B, Juanes R. Coupled multiphase flow and poromechanics: A computational model of pore pressure effects on fault slip and earthquake triggering. *Water Resour Res.* 2014;50:3776-3808.

[58]. Chen C, Song I, Yuan X, Zhang J. The thematic and citation landscape of Data and Knowledge Engineering (1985 - 2007). *Data Knowl Eng.* 2008;67:234-259.