

Cross-modal Multi-task Learning for Graphic Recognition of Caricature Face

Zuheng Ming¹ · Jean-Christophe Burie¹ · Muhammad Muzzamil Luqman¹

Received: date / Accepted: date

Abstract Face recognition of realistic visual images has been well studied and made a significant progress in the recent decade. Unlike the realistic visual images, the face recognition of the caricatures is far from the performance of the visual images. This is largely due to the extreme non-rigid distortions of the caricatures introduced by exaggerating the facial features to strengthen the characters. The heterogeneous modalities of the caricatures and the visual images result the caricature-visual face recognition is a cross-modal problem. In this paper, we propose a method to conduct caricature-visual face recognition via multi-task learning. Rather than the conventional multi-task learning with fixed weights of tasks, this work proposes an approach to learn the weights of tasks according to the importance of tasks. The proposed multi-task learning with dynamic tasks weights enables to appropriately train the hard task and easy task instead of being stuck in the over-training easy task as conventional methods. The experimental results demonstrate the effectiveness of the proposed dynamic multi-task learning for cross-modal caricature-visual face recognition. The performances on the datasets CaVI and WebCaricature show the superiority over the state-of-art methods. The implementation code is provided here.¹

Keywords Caricature-Visual face recognition · Dynamic multi-task learning · Deep CNNs

1 Introduction

In the past decade, face recognition with realistic visual image has advanced considerably. Benefiting from the powerful representation learning with the deep neural networks and particularly the deep Conventional Neural Networks (CNNs), the performance of face recognition [1, 2, 3, 4] achieves or is beyond human being performance on datasets such as LFW [5], YTF [6] etc. Rather than the conventional methods based on the hand-craft feature such as LBP, Gabor-LBP, HOG, SIFT [7, 8, 9], the deep learning based methods mitigate the problems such as the occlusion, the illumination and the pose by leveraging the enormous data to learn the better generalized features for representing images. Nonetheless, the challenge of face recognition still exists, for instance, the non-rigid deformation and distortion as shown in the caricatures of face images. Due to the challenges of the caricature recognition, this problem is not sufficient studied. Unlike the realistic visual facial image, caricatures are the facial artistic drawings with the exaggerations to strengthen certain facial instinct features as shown in Fig. 1. With the diverse artistic styles, the caricatures are not only very different with the real visual image but also vary greatly between the caricatures with the same identity. These results both the intra-class and the inter-class variation of caricatures are quite distinct from the real visual face images [10]. Thus, the visual-caricature face recognition is a cross-modal problem. It is not plausible to employ a model trained from the real visual images to recognize the caricatures and vice versa as shown in Fig. 2. It suggests

✉ Zuheng Ming
E-mail: zuheng.ming@univ-lr.fr

✉ Jean-Christophe Burie
E-mail: jcburie@univ-lr.fr

✉ Muhammad Muzzamil Luqman
E-mail: mluqma01@univ-lr.fr

¹ Laboratory L3i, La Rochelle University, 17402 La Rochelle, France

¹ <https://github.com/hengxyz/cari-visual-recognition-via-multitask-learning.git>



Fig. 1: Realistic visual images and the caricatures of Bill Clinton and Barack Obama from the datasets CaVI and WebCaricature respectively. The different artistic styles result in the large variation of the caricatures even if they correspond to the same person.

that the recognition between the realistic visual images and the caricatures is a non-trivial problem. WebCaricature [10] proposes a method for visual-caricature face recognition based on the pretrained VGG-Face [2] with a non end-to-end framework. This method mixes the images of real visual photos and caricatures to train the final classification discriminators such as PCA [13] and KCSR [14] without considering the different recognition modalities of caricatures and visual images. The performance of this model either on face verification or on face identification is limited. Rather than the single-task method such as [10], the multi-task learning is particularly suitable for the caricature-visual recognition in which the different specific tasks integrated can learn the different recognition modalities as shown in [11]. However, the recognition on caricatures and visual images still share some common intrinsic features of face between the different modalities. This is our motivation to propose to use the hard parameter sharing structure for multi-task learning [15] rather than the Siamese couple networks [11] in this work. The sharing hidden layers can share the learned common latent features between all tasks. The multi-task learning is substantially an optimization problem for multiple objectives. While the different tasks may have different importance and also have the different training difficulty, how to find the optimal weights of tasks is an important issue in the multi-task learning. Many works prove that the performance varies in function of the weights in the multi-task learning and the optimal performance can be obtained by the weighted task with different weights [16]. Thus it is unwise to assign equal weights of tasks for multi-task learning as described in [17]. There are mainly two ways to search the optimal weights for multi-task learning: 1) the static method; 2) the dynamic method. In the static method, the weights of tasks are searched either manually by experimental methods such as [11, 18]

or by a greedy search [19]. The found optimal weights are assigned to the tasks and fixed during the training. Searching manually is laborious and ineffective while the greedy search method is time consuming. Rather than the static method, the dynamic method enables to adapt the weights automatically according to the variation of the loss, the gradients, the uncertainty of tasks and so on [16, 20, 21, 22]. These methods all introduce the hyperparameters for the training of multi-task learning except [22]. However, [22] updating the dynamic weights of tasks by the total loss of the networks results in the inappropriate assignment in which the small weight is assigned to the hard task with a big loss and the large weight is assigned to the easy task with a small loss. This leads to the training of networks being stuck in the over training of the easy task and the under training of the hard task.

In this work, we propose a dynamic multi-task learning method based on the deep CNNs to employ the caricature-visual face recognition (see Fig. 3). Unlike the existing approaches, the proposed method can appropriately adapt the weights of tasks according to the importance of tasks which enables the training of the networks focus on the hard task instead of being stuck in the over training of the easy task. Moreover, no hyperparameter is introduced for the training of the deep multi-task learning networks. Three different recognition tasks, i.e. caricature recognition, visual image recognition and caricature-visual face verification, with three different branches based on the sharing hidden layers are integrated in the proposed networks. Each output of this softmax layer connecting to the last layer of the hidden sharing layers serves as the dynamic weight of each task.

In summary, the main contributions of this paper are:

- a multi-task learning approach with dynamic weights for the cross-modal caricature-visual face recognition, which can model the different recognition modalities by the different tasks.
- a dynamic weight module without introducing additional hyperparameters can lead the multi-task learning to train the hard task primarily instead of the over training of the easy task, which results the multi-task learning more efficiently.
- Both the theoretical analysis and the experimental results demonstrate the effectiveness of the proposed method for updating the dynamic weights of tasks during the training.
- For all the three recognition tasks, a multi-task learning which outperforms the state-of-the-art performances on the datasets CaVI and WebCaricature.

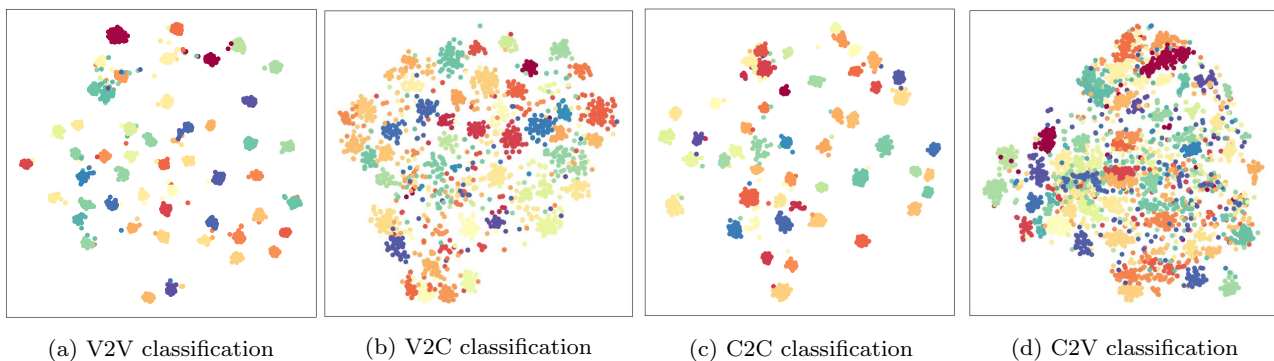


Fig. 2: Comparison of the different modalities for recognizing the realistic visual images and caricatures from the dataset CaVI [11]. The different colors denote the different 50 identities of the visual images or the caricatures. (a) V2V classification is the classification result for the visual images by the CNNs-based model trained on the realistic visual images (98.10% of recognition accuracy); (b) V2C classification is using the same model of (a) which is trained on the visual images to classify the caricatures (53.60% of recognition accuracy); (c) is the classification result for the caricatures by the model trained on the caricatures (78.20% of recognition accuracy); (d) is the classification results for the real visual images by the model of (c) (41.80% of recognition accuracy). The CNNs-based models used in all cases have the same architecture. The visualisation is implemented by t-SNE [12].

The remainder of this paper is organized as follows: Section II briefly reviews the related works; Section III presents the approach of multi-task learning with dynamic weights. Section IV describes the architecture of the dynamic multi-task network proposed in this work and Section V shows the experimental results. Finally, in Section VI, we draw the conclusions and present the future works.

2 Related works

Caricature-Visual face recognition Before the representation learning by the deep CNNs, the handcrafted features such as the local descriptors HOG, LBP, Gabor-LBP, SIFT and Fisher Vector have been widely used for face recognition [7]. By the virtue of the deep neural networks especially the deep CNNs, face recognition has made a series of breakthrough in the recent decade. DeepFace [1] firstly introduces a siamese network architecture for the face verification and has achieved 97.35% on the LFW and 91.4% on the YTF. DeepID [23] series using more than 200 CNNs for face verification to gain a better performance (99.15% on LFW). FaceNet [3] proposes triplet loss to learn embedding features for face recognition and achieve the state-of-art on LFW (99.63%) and YTF (95.12%). VGG face [24] continues to implement the triplet loss on the VGG networks. Wen and al. [25] propose the center loss joint with softmax to achieve the state-of-the-art performance. Recently SphereFace [4] proposes a revised softmax to learn "angularly" discriminative features and achieves

the state-art-art performance on dataset MegaFace [26]. Due to the challenge of the cross-modal heterogeneous face matching problem and also the lack of the dataset, the caricature-visual face recognition is not sufficiently studied especially with the deep learning based methods. Huo and al. [10] propose a large caricature dataset called WebCaricature consisting of 252 people with 6024 caricatures and 5974 photos. A baseline for caricature face verification and identification is also proposed respectively. It shows that the performance of the deep learning based method with pretrained VGG-Face is significantly better than the hand-craft feature based methods such as SIFT, Gabor etc. However, the performance of the proposed method is still limited and the best performance for caricature-visual face verification is 57.22% of validation rate (recall rate) % @ FAR 1%. Meanwhile, it achieves 55.41% @ Rank-1 accuracy for caricature to real visual image identification and 55.53% @ Rank-1 accuracy for real visual image to caricature identification. Garg et al. [11] propose the CaVINet CNN-based coupled-networks consisting of couple of 13 convolutional layers of VGGFace for cross-model caricature-verification and caricature recognition. Besides, this work also introduces a new publicly available dataset (CaVI) that contains caricatures and visual images of 205 identities, which has 5091 caricatures and 6427 visual images. The CaVINet can achieve 91.06% accuracy for the caricature-visual face verification task, 85.09% accuracy for caricature identification task and 94.50% accuracy for caricature identification task. It notes that the weights of tasks are manually searched by the experimental method.

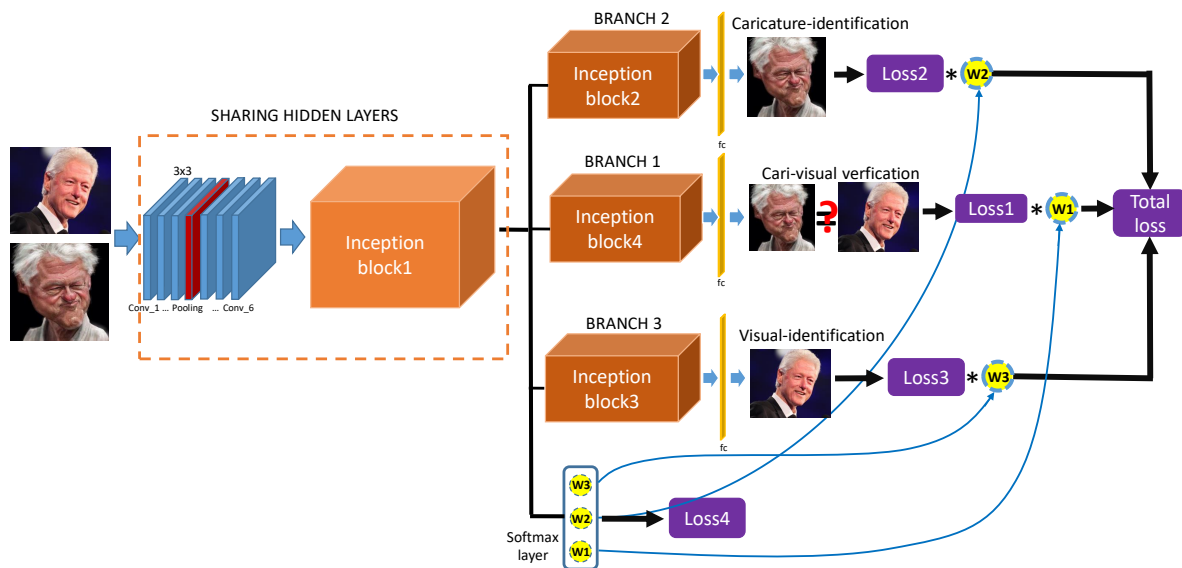


Fig. 3: The proposed multi-task learning framework with dynamic weights of tasks for cross-modal caricature-visual face recognition. Different recognition modalities are learned by the different tasks. The introduced dynamic weights module can update the weights of tasks according to the importance of tasks during the training.

Multi-task learning has been used successfully across many areas of machine learning [15], from natural language processing and speech recognition [27, 28] to computer vision [29]. Fast R-CNN [29] uses a multi-task loss to jointly train the classification and bounding-box regression for object detection. The classification task is set as the main task with the weight 1 and the bounding-box regression is set as the side task weighted by λ . The author also shows the improvement of the multi-task learning for object detection comparing to the single-task learning. Hyperface [18] proposed a multi-task learning algorithm with static weights for face detection, landmarks localization, pose estimation and gender recognition using deep CNNs. Tian et al. [19] fix the weight for the main task to 1, and obtain the weights of all side tasks via a greedy search within 0 and 1. In [21] the weights are updated dynamically by the loss of the gradients meanwhile an hyperparameter is introduced for balancing the training of different tasks. [16] introduces an uncertainty coefficient θ to revise the loss function which can be fixed manually or learned based on the total loss. Zhang et al. [20] introduce an hyperparameter ρ as a scale factor to calculate the dynamic weight λ_t of face attributes recognition. Yin et al. [22] proposed a multi-task model for face pose-invariant recognition in which the main task is face identification and the side tasks are the classification of face pose, facial expressions and face illumination. The weight of main task is set 1 and the weights of the side tasks are assigned by the dynamic weights generated by

the softmax layer. Since the dynamic weights of tasks are updated by the total loss of networks, the training of the multi-task learning is stuck in the over training of the easy task while the hard task is under training.

3 Dynamic multi-task learning networks

The proposed networks for multi-task learning is based on the hard parameter sharing structure (see Fig. 3), in which the sharing hidden layers can capture the modality-common features between all tasks [15]. Although the caricature and visual images have different recognition modalities, they still share some common features such as the face like pattern, the similar topological structure of the eyes, nose, mouth etc. Thus, we also wish the networks can learn the common features by the sharing hidden layers. In this work, we simplify the networks to use one-stem based networks as the hidden sharing layers to learn the common features across the different modalities, and enforce the task-specific branches to learn the modality-specific features. The deep neural networks are constructed by the Inception-ResNet [30] blocks. The three branches are respectively dedicated to caricature identification, face identification and caricature-visual face verification. The three branches have almost identical structures to facilitate the transfer learning from the pretrained face recognition task. Specifically, BRANCH 1 can extract the embedded features of bottleneck layer for caricature-

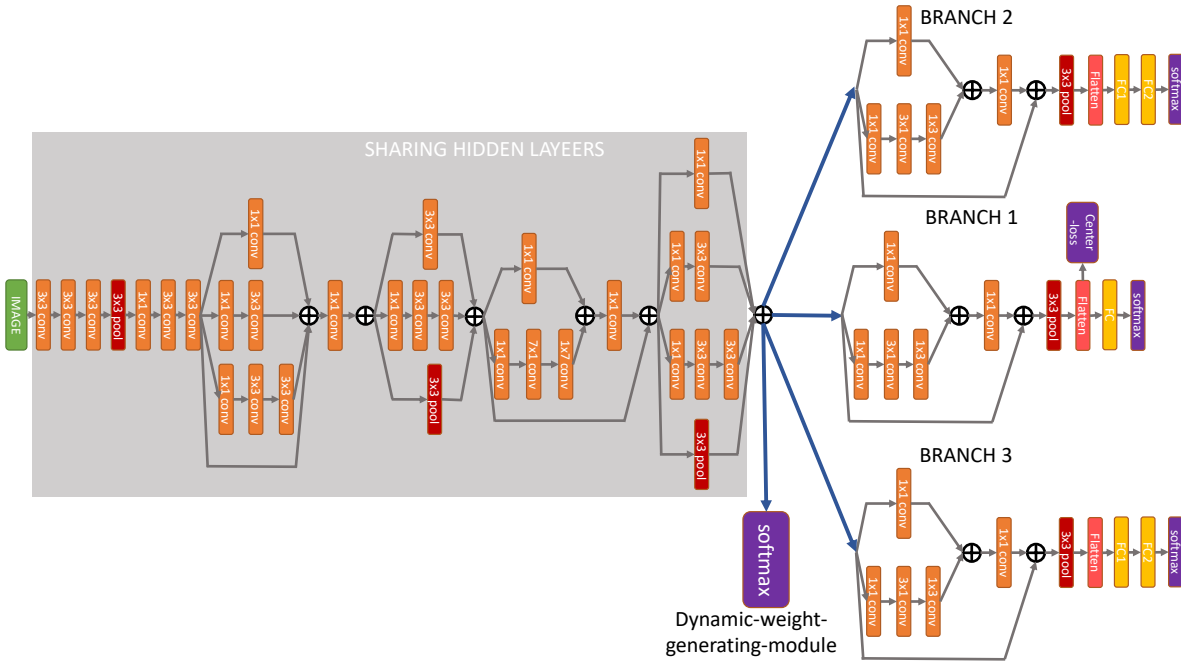


Fig. 4: The architecture of the proposed multi-task learning networks with dynamic weights of tasks for cross-modal caricature recognition. The weights of tasks can be automatically updated by the dynamic-weights-generating-module. The networks are based on the Inception-ResNet structure.

visual face verification, and BRANCH 2 and 3 use the fully connected softmax layer to calculate the probabilities of the identities of the input caricatures or real visual images. The details of the architecture of the proposed dynamic multi-task learning networks are shown in Figure 4 and Table 1. The weights of tasks are generated by the softmax layer connecting to the end of the sharing hidden layers, which can be so called the dynamic-weight-generating-module. Each element in the dynamic-weight-generating-module is corresponding to a weight of a task w_i , thus the size of the dynamic-weight-generating-module is equal to the number of weights of tasks, e.g. the size is 3 in this work. Since the weights are generated by the softmax layer, $w_1 + w_2 + w_3 = 1$ which can well indicate the relative importance of tasks. The parameters of this softmax layer are updated by the independent loss function \mathcal{L}_4 during the training of the networks, which can automatically adjust the weights of tasks in light of the variation of the loss of tasks and drive the networks to always train the hard task primarily by assigning a larger weight.

4 Multi-task learning with dynamic weights

The multi-task learning is an optimization problem for multiple objectives. The dominant approach used by

prior works [18,19,29] of deep multi-task learning is to combine the different losses of the tasks with the static weights:

$$\mathcal{L}(\mathbf{X}; \Theta) = \sum_{i=1}^T w_i \mathcal{L}_i(\mathbf{X}_i; \Theta_i) \quad (1)$$

where T is the number of tasks. X_i and Θ_i are the input and the parameters of model. w_i is the weight of tasks. Comparing to the separate networks trained on each task individually, the multi-task learning can perform better for each task by joint learning the tasks with optimal weights. As illustrated in 5, we observe that the caricature recognition achieves the best performance when its weight is around 0.5 on dataset WebCari and around 0.3 on dataset CAVI. When the weight equals 1, the networks is in single-task learning in which the networks only trained on the caricature recognition task. We can observe that the performance of single-task learning is worse than the multi-task learning. However, Finding optimal weights is expensive, time-consuming and increasingly difficult for large models with numerous tasks. Here, we propose the deep multi-task CNNs with dynamic weights of tasks which are generated automatically according to the importance of tasks.

Table 1: Details of the architecture of the proposed multi-task learning networks with dynamic weights. The kernel is specified as rows x cols x depth, stride. The repeat number of the kernel is denoted in the bracket. BRANCH denotes which branch the block belongs to. #1x1,#3x3,..., denote the conv kernel used in the inception block.

Layer	Kernel	#1x1	#3x3	#3x1	#1x3	#1x7	#7x1	BRANCH
conv1	3x3x32,2							
conv2	3x3x32,1							
conv3	3x3x64,1							
maxpool1	3x3,2							
conv4	1x1x80,1							
conv5	3x3x192,1							
conv6	3x3x256,2							
Inception(1a)		32,1						
Inception(1b)		32,1	32,1					
Inception(1c)		32,1	32,1 (2)					
conv7	1x1x192,1							
Inception(2a)		384,2						
Inception(2b)		192,1	192,1; 256,1					
Inception(2c)	maxpool 3x3,2							
Inception(3a)		128,1						
Inception(3b)		128,1				128,1	128,1	
Inception(4a)		256,1						
Inception(4b)		256,1	256,2					
Inception(4c)		256,1	256,1; 256,2					
Inception(4d)	maxpool 3x3,2							
Inception(5a)		192,1						1
Inception(5b)		192,1		192,1	192,1			1
conv8	1x1x192,1							1
avgpool1								1
fullyconn1								1
Inception(7a)		192,1						2
Inception(7b)		192,1		192,1	192,1			2
conv9	1x1x192,1							2
avgpool2								2
fullyconn3								2
fullyconn4								2
Inception(9a)		192,1						3
Inception(9b)		192,1		192,1	192,1			3
conv10	1x1x192,1							3
avgpool3								3
fullyconn4								3
fullyconn5								3

(I) **Dynamic multi-task loss \mathcal{L}** : The multi-task total loss \mathcal{L} is defined as follows:

$$\mathcal{L}(\mathbf{X}; \Theta; \Psi) = \sum_{i=1}^T w_i(\Psi) \mathcal{L}_i(\mathbf{X}_i; \Theta_i) \quad (2)$$

where T is the number of tasks, here $T = 3$. X_i and Θ_i are the features and the parameters corresponding to each task i , $\Theta = \{\Theta_i\}_{i=1}^T$ are the overall parameters of the networks to be optimized by the total loss \mathcal{L} . The parameters of the softmax layer in the dynamic-weight-generating-module is denoted as Ψ which is used to generate the dynamic weights $w_i \in [0, 1]$ s.t. $\sum w_i = 1$. Note that the $\Psi \notin \Theta$. Thus $\{\mathbf{X}_i, \Theta_i\} \in \mathbb{R}^{d_i}$, where d_i is the dimension of the features X_i , and $\{\mathcal{L}_i, w_i\} \in \mathbb{R}^1$.

Particularly, when $w_i = 1$ and $w_{j \neq i} = 0$ the multi-task networks are degraded as the single-task networks. For example, $w_1 = 1$ and $w_2=0, w_3=0$, is degraded to the single task network for caricature recognition (i.e. consisting of BRANCH 1 and the sharing hidden layers).

(II) **Caricature-Visual face verification task loss \mathcal{L}_1** : The loss for caricature-visual face verification task is measured by the center loss [25] joint with the cross-entropy loss of softmax of BRANCH 1. The loss function \mathcal{L}_1 is given by:

$$\mathcal{L}_1(\mathbf{X}_1; \Theta_1) = \mathcal{L}_{s1}(\mathbf{X}_1; \Theta_1) + \alpha \mathcal{L}_c(\mathbf{X}_1; \Theta_1) \quad (3)$$

where \mathcal{L}_{s1} is the cross-entropy loss of softmax of BRANCH 1, \mathcal{L}_c is the center loss weighted by the hy-

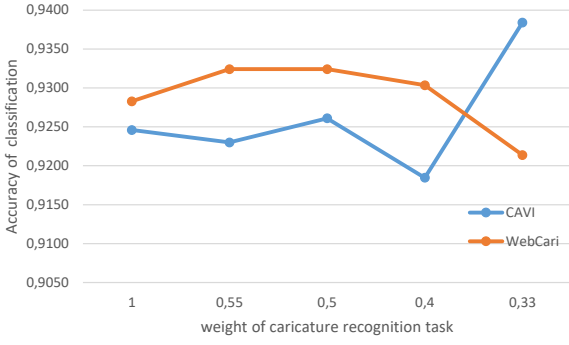


Fig. 5: The performance (accuracy) of caricature recognition task with different weights in the multi-task learning framework. When weight of task equals 1, the networks is in single-task learning. The blue curve is the result performing on the CaVI dataset and the orange curve is the result on the WebCaricature dataset.

perparameter α . The \mathcal{L}_c can be treated as a regularization item of softmax loss \mathcal{L}_{s1} which is given by:

$$\mathcal{L}_{s1}(\mathbf{X}_1; \Theta_1) = \sum_{k=1}^K -y_k \log P(y_k = 1 | \mathbf{X}_1, \theta_k) \quad (4)$$

where K is the number of identities in the training dataset, $y_k \in \{0, 1\}$ is the label of the feature \mathbf{X}_1 , $P(y_k | \mathbf{X}_1, \theta_k)$ is softmax function. The bottleneck layer of BRANCH 1 is extracted as the feature \mathbf{X}_1 of the input image. The center loss \mathcal{L}_c is given by:

$$\mathcal{L}_c(\mathbf{X}_1; \Theta_1) = \|\mathbf{X}_1 - C_{y_k}\| \quad (5)$$

Where the C_{y_k} is the center of the class which \mathbf{X}_1 belonging to, $C_{y_k} \in \mathbb{R}^{d_1}$.

(III) **Caricature identification task loss \mathcal{L}_2 , and Visual identification task loss \mathcal{L}_3** : The loss function \mathcal{L}_2 and \mathcal{L}_3 are the cross-entropy loss of the softmax layer of BRANCH 2 and BRANCH 3 respectively. The equations of \mathcal{L}_2 , \mathcal{L}_3 are as same as Equation 4, and the K in \mathcal{L}_2 or \mathcal{L}_3 is the number of the identities, \mathbf{X}_2 or \mathbf{X}_3 is the bottleneck layer of BRANCH 2 or BRANCH 3.

(IV) **Generation of the dynamic weights $w_i(\Psi)$** : The dynamic weights w_i are generated by the softmax layer of the dynamic-weight-generating-module which is given by:

$$w_i(\mathbf{Z}; \Psi) = \frac{e^{f^{\psi_i}(\mathbf{Z})}}{\sum_{i'}^T e^{f^{\psi_{i'}}(\mathbf{Z})}} \quad (6)$$

where the $\mathbf{Z} \in \mathbb{R}^{d_z}$ is the flattened output of the last layer of the sharing hidden layers. T is the number of tasks, here $T=3$. ψ_i is parameters in the softmax layer of the dynamic-weight-generating-module $\{\psi_i\}_{i=1}^T = \Psi$,

$\psi_i \in \mathbb{R}^{d_z}$. $f^{\psi_i}(\mathbf{Z})$ is activation function which is given by: <https://www.overleaf.com/3624139718dhvyqdcqkgrm>

$$f^{\psi_i}(\mathbf{Z}) = \psi_i \mathbf{Z}^T + b_i \quad (7)$$

Note that, we do not use the Relu function as the activation function since Relu discards the values minors zero. This shrinks the range of the variation of the dynamic weights w_i .

(V) **Update of the dynamic weights w_i** : We propose a new loss function to update the dynamic weights which can drive the networks always train the hard task:

$$\mathcal{L}_4(\mathbf{Z}; \Psi) = \sum_{i=1}^T \frac{w_i(\psi_i)}{\mathcal{L}_i(\Theta_i)} \quad s.t. \quad \sum w_i = 1 \quad (8)$$

Note that, $\mathcal{L}_i\{\Theta_i\}$ is independent with $w_i(\psi_i)$ since $\Theta_i \cap \psi_i = \emptyset$, $i \in [1, \dots, T]$, thus \mathcal{L}_i is constant for the dynamic weight update loss function \mathcal{L}_4 .

(VI) **Analysis of the dynamic weights** Here we show how the proposed dynamic weights drive the networks focus on training the hard task. Considering the Equation 6 and Equation 7, the gradient of the ψ_i can be given by

$$\nabla \psi_i = \frac{\partial \mathcal{L}_4}{\partial \psi_i} = \frac{1}{\mathcal{L}_i} \frac{\partial w_i(\psi_i)}{\partial \psi_i} = \frac{1}{\mathcal{L}_i} \frac{a_i \sum_{j \neq i}^T a_j}{(\sum_i^T a_i)^2} \mathbf{Z} \quad (9)$$

where $a_i = e^{\psi_i \mathbf{Z}^T + b_i}$, and the update of the parameters is $\psi_i^{t+1} = \psi_i^t - \eta \nabla \psi_i^t$ where η is the learning rate. Then the new value of the dynamic weight w_i^{t+1} can be obtained by the Equation 6 with the ψ_i^{t+1} . We assume the $b_i^0 = 0, \psi_i^0 = 0, \eta = 1$, (this is possible if we initialize the ψ_i, b_i by zero), the ψ_i^t can be given by

$$\psi_i^t = - \sum \frac{1}{\mathcal{L}_i} \frac{a_i \sum_{j \neq i}^T a_j}{(\sum_i^T a_i)^2} \mathbf{Z} \quad (10)$$

if we consider the case for two tasks w_1 and w_2 :

$$\begin{aligned} \frac{w_1^t}{w_2^t} &= e^{(\psi_1^t - \psi_2^t) \mathbf{Z}^T} \\ &= e^{(\frac{1}{\mathcal{L}_2} - \frac{1}{\mathcal{L}_1}) \frac{a_1 a_2}{(a_1 + a_2)^2} \mathbf{Z} \mathbf{Z}^T} \end{aligned} \quad (11)$$

We can see that $a_i > 0$ and $\mathbf{Z} \mathbf{Z}^T \geq 0$, so if $\mathcal{L}_2 < \mathcal{L}_1$ the $\frac{w_1}{w_2} > 1$ namely $w_1 > w_2$. It means if the loss of task1 is larger than the loss of task 2, the weight of the task1 is larger than the one of task2. It indicates that the proposed loss function \mathcal{L}_3 can well update the weights of tasks to drive the networks and always train the hard task first.

(VII) **Training protocol**: The training of the entire deep CNNs includes two independent training: the

training of the parameters of the networks Θ by the multi-task loss $\mathcal{L}(\Theta) = \sum_{i=1}^3 \mathcal{L}_i(\theta_i)$ and the training of the parameters of weight-generate-module Ψ by the loss $\mathcal{L}_4(\Psi)$. These can be conducted simultaneously in a parallel way.

$$\Theta^{t-1} - \eta \frac{\partial \mathcal{L}(\Theta)}{\partial \Theta} \mapsto \Theta^t \quad (12)$$

$$\Psi^{t-1} - \eta \frac{\partial \mathcal{L}_4(\Psi)}{\partial \Psi} \mapsto \Psi^t \quad (13)$$

where $\eta \in (0, 1)$ is the learning rate.

5 Experiments and analysis

5.1 Datasets

CaVI and WebCaricature are so far the largest public datasets for caricature-visual recognition research. In this work, the two datasets are all used to train and evaluate our proposed model.

CaVI contains caricatures and visual images of 205 identities, which has 5091 caricatures ranging from 10-15 images per identity and 6427 visual images ranging from 10-15 images per identity. OpenFace [31] is used to extract faces from the scrapped visual images and verify the estimated bounding box manually to ensure the accuracy of the detected faces. The faces are manually extracted for caricatures and only the complete faces were annotated in the dataset.

WebCaricature is a large caricature dataset of 252 people with 6024 caricatures and 5974 photos is proposed. For each person, the number of caricatures ranges from 1 to 114 and the number of photos from 7 to 59. The caricatures are labeled manually with 17 landmarks and the landmarks of photos are detected automatically by the software Face++ [32].

5.2 Pretrained Model

Both datasets CaVI and WebCaricature are relatively small to train such a deep CNNs for face recognition. Before training the proposed multi-task CNNs, a single-task network consists of the sharing hidden layers. The BRANCH 3 is pretrained for face verification task with the large-scale dataset MSCeleb-1M [33]. MTCNN [34] is used to detect the face from the raw images. The RM-Sprop with the mini-batches of 90 samples is applied for optimizing the parameters. The momentum coefficient is set to 0.99. The learning rate starts from 0.1, and is divided by 10 at the 60K, 80K iterations respectively.

The dropout probability is set to 0.5 and the weight decay is 5e-5. The networks are initialized by Xavier [35] with the zero bias. Then, the training of the dynamic multi-task CNNs can be conducted with the initialization of BRANCH2 and BRANCH1 by the pre-trained BRANCH3.

5.3 Toy example

In order to better demonstrate the effectiveness of the proposed dynamic multi-task learning for the different recognition modalities, a toy example on two-task based multi-task learning is conducted on dataset CAVI. The caricature recognition and the visual image recognition are selected as two entirely independent tasks. Thus, the weight w_1 of the remaining task for caricature-visual face verification is set to 0 and $w_2 + w_3 = 1$. In Fig. 6, we compare our dynamic multi-task learning approach and the method proposed in [22]. For convenience, the method of [22] is called naive dynamic multi-task learning. We can see that for both methods, the caricature recognition (denoted in orange) with relatively large loss is the hard task at the beginning of the training. While our method assigns a large weight (the orange in (a)) enabling to fully train the hard task of caricature recognition. Instead, the naive dynamic method assigns a large weight to the easy visual recognition task with small loss (denoted in blue). In the following training, the dynamic weights of our method can adapt automatically according to the loss of tasks. However, the naive dynamic method is stuck in the training of the easy task since a larger weight will be always assigned to the easy task and the lost will get smaller. This state can be hardly turned over unless the loss of the hard task decrease quicker than the easy task even with a very small weight. This is the reason why the naive dynamic multi-task learning results in the over training of the easy task and the under training of the hard task.

5.4 Multi-task learning for caricature recognition

In this section, we evaluate the different approaches extensively on the datasets CaVI and WebCaricature. Unlike the toy example, all the tasks are now evaluated. Fig. 7 demonstrates the comparison of the proposed dynamic multi-task learning and the naive multi-task learning for the caricature recognition, visual recognition and the caricature-visual face verification on the two datasets. As same as shown in the toy example, our method can also adapt the weights of tasks to focus on the training of the hardest task while the naive

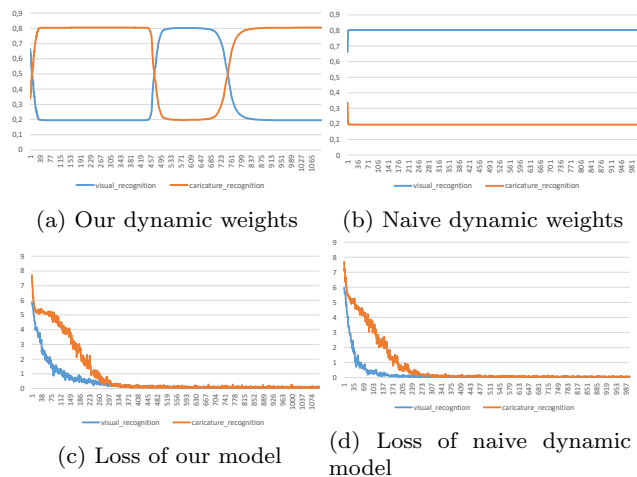


Fig. 6: Comparison of our dynamic multi-task learning and the naive dynamic multi-task learning proposed in [22] for the two tasks of caricature recognition and visual image recognition on dataset CAVI. The upper row shows the dynamic weights for both methods and the bottom row is corresponding to the losses. (a), (c) are corresponding to the proposed approach and (b), (d) are the naive dynamic multi-task learning. The orange curves correspond to the caricature recognition and the blue curves denote the visual image recognition. The horizontal axis is the number of training iterations.

dynamic method still trains the easiest task firstly. Besides, across all the datasets and the methods, the caricature recognition with a large loss is the hardest task to train. This is reasonable since the model has been pretrained on the visual images, it is relatively easy to train the visual image related tasks rather than training the caricature recognition nearly from scratch. Table 2 shows the evaluation results of the caricature-visual face verification, caricature identification and visual face identification on dataset CaVI. It shows that for all three tasks, the proposed dynamic multi-task learning method outperforms the state-of-art method CaVINet. We also evaluate the naive dynamic multi-task learning method based on our networks. We can see that for the hard task caricature identification, the performance of the naive dynamic multi-task learning (75.80%) is inferior to our method (85.61%) and also worse than the performance of the single-task model (78.20%), it proves that the naive multi-task learning is incapable to well train the hard task. In addition, we also report the performance of the caricature identification on the visual identification model (V2C) and vice versa (C2V). Comparing to the single-task learning, it suggest that the multi-task learning framework can obtain a much better performance by virtue of the sharing

hidden layers which has learned the common features across the different recognition modalities. Comparing to the C2V model, the V2C perform better since the visual identification model has been pretrained on the large visual image dataset while the caricature model only trained on the relative small dataset for caricatures. Table 3, Table 4 and Table 5 demonstrate the evaluation results on the WebCaricature dataset. Since the methods proposed in [10] are the baseline methods for demonstrating the benchmark WebCaricature, the performance of our methods boost significantly the results compared to the baseline approaches. All the evaluations are conducted by the 10-folds cross validation by following the evaluation protocol of WebCaricature. We can see that on all the face verification task, Caricature to Photo identification (C2P) and Photo to Caricature (P2C) identification tasks, our method has achieved the best performance. However, there is still much room to improve in terms of the weak performance of the validation rate (recall rate) at a low false accept rate (false positive rate).

5.5 Analysis

Fig. 8 presents some false positive and false negative pairs obtained by our method from the CaVI and WebCaricature datasets. The false positive pairs are the pairs with the different identities mistaken recognized as the same person, while the false negative pairs are the pairs with same identities mistaken recognized as the different persons. We can see that the caricatures and the visual images in the false positive pairs (in the red rectangles) are similar to some extent such as the similar features of the pose, facial expression, hair styles, etc. However, the reason of the false negative pairs is much more diverse. The great distortion introduced by the exaggerated artistic style maybe the first reason. What is interesting is that human being can still perceive some delicate features to recognize these pairs with exaggerated distortion, it indicates that the machine could also learn to capture these features to improve the capacity for the cross-modal recognition.

6 Conclusion

In this work, we propose a multi-task learning approach with dynamic weights for the cross-modal caricature-visual face recognition, which can learn the different recognition modalities by the different tasks. Unlike existing methods, the proposed dynamic weight module without introducing the additional hyperparameters can lead the multi-task learning to train the hard task

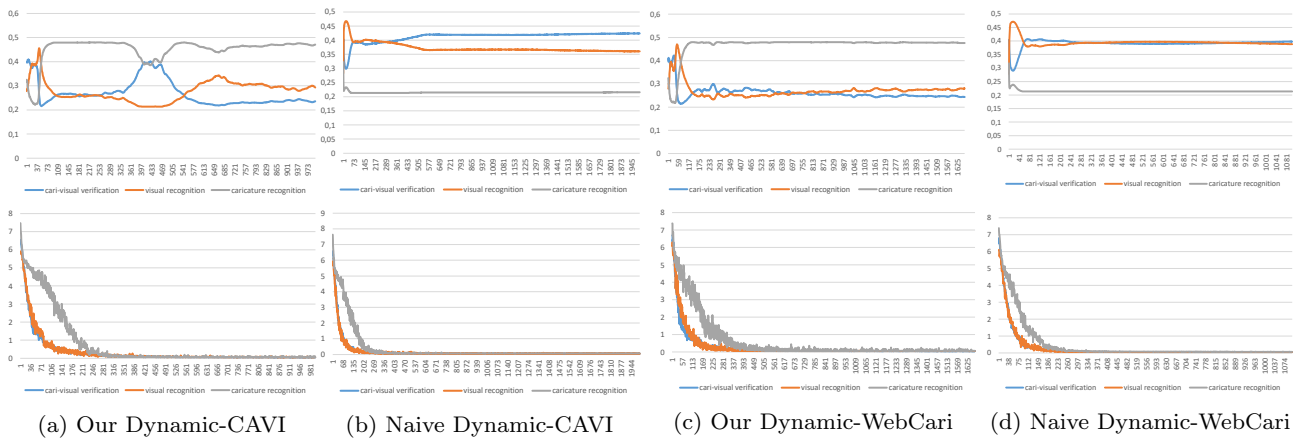


Fig. 7: Evaluation of the proposed dynamic multi-task learning and the naive dynamic multi-task learning on the datasets CaVI and WebCaricature. The upper row shows the dynamic weights for both methods and the bottom row shows the corresponding losses. The grey curves denote the caricature recognition, the orange curves denote the visual recognition and the blue curves are the caricature-visual face verification. The horizontal axis is the number of training iterations.

Table 2: Evaluation of different methods for caricature-visual face verification, caricature identification and visual face identification (accuracy%) on dataset CaVI.

Method	Verification	Visual-id	Cari-id	V2C	C2V
CaVINet	91.06	94.50	85.09	-	-
CaVINet(TW)	84.32	85.16	86.02	-	-
CaVINet(w/o ortho)	86.01	93.46	80.43	-	-
CaVINet(shared)	88.59	90.56	81.23	-	-
CaVINet(visual)	88.58	92.16	83.36	-	-
Navie Dynamic	93.80	97.60	75.80	61.90	62.80
Ours (Single-verif)	92.46	-	-	-	-
Ours (Single-visual)	-	98.10	-	-	41.80
Ours (Single-cari)	-	-	78.20	53.60	-
Ours (Dynamic MTL)	94.92	98.35	85.61	80.04	64.39

Table 3: Evaluation of different methods for caricature-visual face verification in terms of the validation rate (%) on WebCaricature dataset.

Method	VAL@FAR=0.1%	VAL@FAR=1%	AUC
SIFT-Land-ITML	5.08±1.82	18.07±4.72	0.841±0.018
VGG-Eye-PCA	21.42±2.02	40.28±2.91	0.896±0.013
VGG-Eye-ITML	18.97±3.90	41.72±5.83	0.911±0.014
VGG-Box-PCA	28.42±2.04	55.53±2.76	0.946±0.009
VGG-Box	34.94±5.06	57.22±6.50	0.954±0.010
Navie Dynamic	38.39±4.58	79.69±1.3	0.961±0.004
Ours (Single-verif)	42.10±3.05	84.52±0.80	0.948±0.002
Ours (Dynamic MTL)	45.82±1.65	83.20±2.00	0.987±0.002



Fig. 8: The false positive (in the red rectangles) and false negative pairs obtained by our method for caricature-visual face verification. The upper two rows are from CaVI dataset and the bottom two rows are from WebCaricature dataset.

Table 4: Evaluation of Caricature to Photo identification (C2P) on WebCaricature dataset.

Method	Rank-1(%)	Rank-10(%)
SIFT-Land-KCSR	24.87 ± 1.50	61.57 ± 1.37
VGG-Eye-PCA	35.07 ± 1.84	71.64 ± 1.32
VGG-Eye-KCSR	39.76 ± 1.60	75.38 ± 1.34
VGG-Box-PCA	49.89 ± 1.97	84.21 ± 1.08
VGG-Box-KCSR	55.41 ± 1.41	87.00 ± 0.92
Navie Dynamic	86.00 ± 1.70	98.21 ± 1.08
Ours (Single-verif)	85.55 ± 1.30	96.31 ± 0.08
Ours (Dynamic MTL)	87.30 ± 1.20	99.21 ± 1.07

Table 5: Evaluation of Photo to Caricature (P2C) identification (C2P) on WebCaricature dataset.

Method	Rank-1(%)	Rank-10(%)
SIFT-Land-KCSR	23.42 ± 1.57	69.95 ± 2.34
VGG-Eye-PCA	36.18 ± 3.24	68.95 ± 3.25
VGG-Eye-KCSR	40.67 ± 3.61	75.77 ± 2.63
VGG-Box-PCA	50.59 ± 2.37	82.15 ± 1.31
VGG-Box-KCSR	55.53 ± 2.17	86.86 ± 1.42
Navie Dynamic	82.80 ± 1.60	97.81 ± 0.88
Ours (Single-verif)	81.70 ± 2.60	95.25 ± 1.08
Ours (Dynamic MTL)	84.00 ± 1.60	99.01 ± 1.2

primarily instead of being stuck in the over training of the easy task. Both the theoretical analysis and the experimental results demonstrate the effectiveness of the proposed approach to learn the dynamic weights according to the importance of tasks. It also shows the superiority over the state-of-art methods for cross-modal caricature recognition. Although this dynamic multi-task learning approach is proposed for the caricature face recognition problems, it can be also easily reproduced for the other problems using deep multi-task learning based on deep CNNs by virtue of the simple structure to generate the dynamic weights of tasks. Future work will look to investigate the applicability of dynamic modules for learning the weights of task in other widely used multi-task learning frameworks such as the Mask R-CNN for image segmentation and object detection.

References

1. Yaniv Taigman, Ming Yang, and et al. Deepface: Closing the gap to human-level performance in face verification. In *CVPR*, pages 1701–1708, 2014.
2. Omkar M Parkhi, Andrea Vedaldi, Andrew Zisserman, et al. Deep face recognition. In *BMVC*, page 6, 2015.

3. Florian Schroff, Dmitry Kalenichenko, and James Philbin. Facenet: A unified embedding for face recognition and clustering. In *CVPR*, pages 815–823, 2015.
4. Weiyang Liu, Yandong Wen, Zhiding Yu, Ming Li, Bhiksha Raj, and Le Song. Sphreface: Deep hypersphere embedding for face recognition. In *The CVPR*, volume 1, page 1, 2017.
5. Gary B Huang, Manu Ramesh, Tamara Berg, and Erik Learned-Miller. Labeled faces in the wild: A database for studying face recognition in unconstrained environments. Technical report, Technical Report 07-49, University of Massachusetts, Amherst, 2007.
6. Lior Wolf, Tal Hassner, and Itay Maoz. Face recognition in unconstrained videos with matched background similarity. In *CVPR, 2011 IEEE Conference on*, pages 529–534. IEEE, 2011.
7. Timo Ahonen, Abdenour Hadid, and Matti Pietikainen. Face description with local binary patterns: Application to face recognition. *IEEE transactions on pattern analysis and machine intelligence*, 28(12):2037–2041, 2006.
8. Oscar Déniz, Gloria Bueno, Jesús Salido, and Fernando De la Torre. Face recognition using histograms of oriented gradients. *Pattern Recognition Letters*, 32(12):1598–1603, 2011.
9. Manuele Bicego, Andrea Lagorio, Enrico Grosso, and Massimo Tistarelli. On the use of sift features for face authentication. In *Computer Vision and Pattern Recognition Workshop, 2006. CVPRW'06. Conference on*, pages 35–35. IEEE, 2006.
10. Jing Huo, Wenbin Li, Yinghuan Shi, Yang Gao, and Hujun Yin. Webcaricature: a benchmark for caricature recognition. In *British Machine Vision Conference*, 2018.
11. Jatin Garg, Skand Vishwanath Peri, Himanshu Tolani, and Narayanan C Krishnan. Deep cross modal learning for caricature verification and identification (cavinet). *arXiv preprint arXiv:1807.11688*, 2018.
12. Laurens van der Maaten and Geoffrey Hinton. Visualizing data using t-sne. *Journal of machine learning research*, 9(Nov):2579–2605, 2008.
13. Kyungnam Kim. Face recognition using principle component analysis. In *International Conference on Computer Vision and Pattern Recognition*, volume 586, page 591, 1996.
14. Zhen Lei and Stan Z Li. Coupled spectral regression for matching heterogeneous faces. In *2009 IEEE Conference on Computer Vision and Pattern Recognition*, pages 1123–1128. IEEE, 2009.
15. Sebastian Ruder. An overview of multi-task learning in deep neural networks. *arXiv preprint arXiv:1706.05098*, 2017.
16. Alex Kendall, Yarin Gal, and Roberto Cipolla. Multi-task learning using uncertainty to weigh losses for scene geometry and semantics. In *Proceedings of the IEEE Conference on Computer Vision and Pattern Recognition*, pages 7482–7491, 2018.
17. Weihua Chen, Xiaotang Chen, Jianguo Zhang, and Kaiqi Huang. A multi-task deep network for person re-identification. In *AAAI*, pages 3988–3994, 2017.
18. Rajeev Ranjan, Vishal M Patel, and Rama Chellappa. Hyperface: A deep multi-task learning framework for face detection, landmark localization, pose estimation, and gender recognition. *IEEE Transactions on Pattern Analysis and Machine Intelligence*, 2017.
19. Yonglong Tian, Ping Luo, Xiaogang Wang, and Xiaoou Tang. Pedestrian detection aided by deep learning semantic tasks. In *Proceedings of the CVPR*, pages 5079–5087, 2015.
20. Zhanpeng Zhang, Ping Luo, Chen Change Loy, and Xiaoou Tang. Learning deep representation for face alignment with auxiliary attributes. *IEEE transactions on pattern analysis and machine intelligence*, 38(5):918–930, 2016.
21. Zhao Chen, Vijay Badrinarayanan, Chen-Yu Lee, and Andrew Rabinovich. Gradnorm: Gradient normalization for adaptive loss balancing in deep multitask networks. *arXiv preprint arXiv:1711.02257*, 2017.
22. Xi Yin and Xiaoming Liu. Multi-task convolutional neural network for pose-invariant face recognition. *IEEE Transactions on Image Processing*, 27(2):964–975, 2018.
23. Yi Sun, Xiaogang Wang, and Xiaoou Tang. Deeply learned face representations are sparse, selective, and robust. In *CVPR*, pages 2892–2900, 2015.
24. Karen Simonyan and Andrew Zisserman. Very deep convolutional networks for large-scale image recognition. *arXiv preprint arXiv:1409.1556*, 2014.
25. Yandong Wen, Kaipeng Zhang, Zhifeng Li, and Yu Qiao. A discriminative feature learning approach for deep face recognition. In *European Conference on Computer Vision*, pages 499–515. Springer, 2016.
26. Ira Kemelmacher-Shlizerman, Steven M Seitz, Daniel Miller, and Evan Brossard. The megaface benchmark: 1 million faces for recognition at scale. In *Proceedings of the CVPR*, pages 4873–4882, 2016.
27. Ronan Collobert and Jason Weston. A unified architecture for natural language processing: Deep neural networks with multitask learning. In *Proceedings of the 25th international conference on Machine learning*, pages 160–167. ACM, 2008.
28. Li Deng, Geoffrey Hinton, and Brian Kingsbury. New types of deep neural network learning for speech recognition and related applications: An overview. In *Acoustics, Speech and Signal Processing (ICASSP), 2013 IEEE International Conference on*, pages 8599–8603. IEEE, 2013.
29. Ross Girshick. Fast r-cnn. In *Proceedings of the IEEE international conference on computer vision*, pages 1440–1448, 2015.
30. Christian Szegedy, Sergey Ioffe, Vincent Vanhoucke, and Alexander A Alemi. Inception-v4, inception-resnet and the impact of residual connections on learning. In *Thirty-First AAAI Conference on Artificial Intelligence*, 2017.
31. Brandon Amos, Bartosz Ludwiczuk, Mahadev Satyanarayanan, et al. Openface: A general-purpose face recognition library with mobile applications. *CMU School of Computer Science*, 6, 2016.
32. MegviiInc. Face++ research toolkit. www.faceplusplus.com,. December 2013.
33. Yandong Guo, Lei Zhang, Yuxiao Hu, Xiaodong He, and Jianfeng Gao. Ms-celeb-1m: A dataset and benchmark for large-scale face recognition. In *European Conference on Computer Vision*, pages 87–102. Springer, 2016.
34. Kaipeng Zhang, Zhanpeng Zhang, Zhifeng Li, and Yu Qiao. Joint face detection and alignment using multi-task cascaded convolutional networks. *Signal Processing Letters*, 23(10):1499–1503, 2016.
35. Xavier Glorot and Yoshua Bengio. Understanding the difficulty of training deep feedforward neural networks. In *13th International Conference on Artificial Intelligence and Statistics*, pages 249–256, 2010.