

Optimal-size problem kernels for d -Hitting Set in linear time and space[☆]

René van Bevern^{a,*}, Pavel V. Smirnov^a

^aDepartment of Mechanics and Mathematics, Novosibirsk State University, Novosibirsk, Russian Federation

Abstract

We improve two linear-time data reduction algorithms for the d -Hitting Set problem to work in linear space, thus obtaining the first algorithms for computing problem kernels of asymptotically optimal size $O(k^d)$ for d -Hitting Set in linear time and space. We experimentally compare the two algorithms to a classical data reduction algorithm of Weihe and evaluate their combinations.

Keywords: NP-hard problem, data reduction, parameterized complexity, computational experiments

1. Introduction

We study data reduction algorithms for the following combinatorial optimization problem:

Problem 1 (d -Hitting Set, for constant $d \in \mathbb{N}$).

Instance: A hypergraph $H = (V, E)$ with vertex set $V = \{1, \dots, n\}$, edge set $E \subseteq \{e \subseteq V : |e| \leq d\}$, and $k \in \mathbb{N}$.

Question: Is there a hitting set $S \subseteq V$ of cardinality at most k , that is, $\forall e \in E : e \cap S \neq \emptyset$?

Throughout this work, we denote $n := |V|$ and $m := |E|$.

The d -Hitting Set problem is one of Karp's classical 21 NP-complete problems [21] and one of the most fundamental combinatorial optimization problems, arising in bioinformatics [23], data profiling [9], automatic reasoning [10, 16, 28], feature selection [19], radio frequency allocation [30], software engineering [26], and public transport optimization [8, 31].

Exact algorithms for NP-complete problems usually take time exponential in the input size. Thus, an important preprocessing step is data reduction, which has proven to quite tremendously shrink real-world instances of NP-hard problems [2, 7, 8, 31]. The main notion of data reduction with performance guarantees is *problem kernelization* [18], here stated for d -Hitting Set:

Definition 2. A kernelization maps any d -Hitting Set instance (H_{in}, k_{in}) to an instance (H_{out}, k_{out}) in polynomial time such that

1. H_{in} has a hitting set of size k_{in} if and only if H_{out} has a hitting set of size k_{out} .
2. $|H_{out}| + k_{out} \leq g(k_{in})$ for a computable function $g: \mathbb{N} \rightarrow \mathbb{N}$.

One calls (H_{out}, k_{out}) the problem kernel and $g(k_{in})$ its size. In the kernelizations studied in our work, $k := k_{in} = k_{out}$.

There are two known $O(n + m)$ -time kernelizations for d -Hitting Set [6, 15]. They yield problem kernels of size $O(k^d)$, whereas

the existence of kernels of size $O(k^{d-\varepsilon})$ for any $\varepsilon > 0$ results in a collapse of the polynomial-time hierarchy [13].

Both algorithms output a subgraph of the input hypergraph and can thus be used to kernelize many constant-factor approximable problems [22]. Their weak point is a data structure that may require $\Theta(nm)$ space [29, Section 3], which proved prohibitively large in experiments [5, Chapter 5].¹ On the other end, one can compute problem kernels of size $O(k^d \log k)$ in $O(k^d \log n)$ space and $O(k^d m)$ time [14] and problem kernels of size $O(k^d)$ in logarithmic space and $O(m^{d+2})$ time [15].

Our contributions and organization of this work. Section 2 shows the two known linear-time d -Hitting Set kernelizations. In Section 3, we show how to implement them in $O(n + m)$ time and space, thus enabling the computation of d -Hitting Set problem kernels of provably optimal size $O(k^d)$ in linear time and space.

Only one of the two algorithms has been experimentally evaluated before [5, Chapter 5]. In Section 4, for the first time, we experimentally compare the two algorithms and also a well-known data reduction algorithm of Weihe [31], which runs in superlinear time, does not yield problem kernels, but proved very effective in practise. We will see that the kernelizations outperform the algorithm of Weihe [31] when good upper bounds on the solution size are available.

Related work. There are several kernelizations for d -Hitting Set [1, 3, 4, 12, 14, 17, 22, 24, 25]. The first linear-time kernelization was shown by van Bevern [5, 6]. The second, due to Fafianie and Kratsch [15], is simpler and has smaller constant factors: the problem kernel of van Bevern [6] has at most $d! \cdot d^{d+1} \cdot (k + 1)^d$ edges, whereas the problem kernel of Fafianie and Kratsch [15] has at most $(k + 1)^d$ edges. Both kernelizations work in $O(d \cdot n + 2^d d \log d \cdot m)$ time. Dell and van Melkebeek [13] showed that the existence of a problem kernel with $O(k^{d-\varepsilon})$ edges for any $\varepsilon > 0$ for d -Hitting Set implies a collapse of the polynomial-time hierarchy. Therefore, we do not expect polynomial-size problem kernels for d -Hitting Set if d is not constant.

[☆]This work is based on the Bachelor thesis of the second author [29].

*Corresponding author

Email addresses: rvb@nsu.ru (René van Bevern),

p.smirnov@g.nsu.ru (Pavel V. Smirnov)

¹We point out that the experimental results in the original work [6] report wrong problem kernel sizes because of an implementation bug.

Algorithm FK: Algorithm of Fafianie and Kratsch [15].

Input: Hypergraph $(V_{\text{in}}, E_{\text{in}})$, $k \in \mathbb{N}$.

Output: Problem kernel $((V_{\text{out}}, E_{\text{out}}), k)$ with $|E_{\text{out}}| \leq (k+1)^d$.

// Initially, $\forall s \subseteq V$: $\text{supersets}[s] = \text{false}$.

```
1  $E_{\text{out}} \leftarrow \emptyset$ 
2 foreach  $e \in E_{\text{in}}$  do
3   if  $\forall s \subseteq e$ :  $\text{supersets}[s] < (k+1)^{d-|s|}$  then
4      $E_{\text{out}} \leftarrow E_{\text{out}} \cup \{e\}$ 
5     foreach  $s \subseteq e$  do  $\text{supersets}[s] \leftarrow \text{supersets}[s] + 1$ 
6  $V_{\text{out}} \leftarrow \bigcup_{e \in E_{\text{out}}} e$ 
7 return  $((V_{\text{out}}, E_{\text{out}}), k)$ 
```

Algorithm Bev: Algorithm of van Bevern [6].

Input: Hypergraph $(V_{\text{in}}, E_{\text{in}})$, $k \in \mathbb{N}$.

Output: Kernel $((V_{\text{out}}, E_{\text{out}}), k)$ with $|E_{\text{out}}| \leq d!d^{d+1}(k+1)^d$.

// Initially, $\forall s \subseteq V, v \in V$: $\text{petals}[s] = 0, \text{used}[s][v] = \text{false}$.

```
1  $E_{\text{out}} \leftarrow \emptyset$ 
2 foreach  $e \in E_{\text{in}}$  do
3   if  $\forall s \subseteq e$ :  $\text{petals}[s] \leq k$  then
4      $E_{\text{out}} \leftarrow E_{\text{out}} \cup \{e\}$ 
5     foreach  $s \subseteq e$  do
6       if  $\forall v \in e \setminus s$ :  $\text{used}[s][v] = \text{false}$  then
7          $\text{petals}[s] \leftarrow \text{petals}[s] + 1$ 
8         foreach  $v \in e \setminus s$  do  $\text{used}[s][v] \leftarrow \text{true}$ 
9  $V_{\text{out}} \leftarrow \bigcup_{e \in E_{\text{out}}} e$ 
10 return  $(V_{\text{out}}, E_{\text{out}}), k$ 
```

2. Known linear-time algorithms

There are two known linear-time kernelizations for d -Hitting Set: **FK** and **Bev**. Both iterate over each input edge $e \in E_{\text{in}}$ once and decide whether to add e to the output edge set E_{out} :

- **FK** does not add e to E_{out} if e contains a subset s that is already contained in $(k+1)^{d-|s|}$ edges of E_{out} .
- **Bev** does not add e to E_{out} if it finds that e contains a subset s being the pairwise intersection of $k+1$ edges of E_{out} .

In both cases, any hitting set of size k for $(V_{\text{out}}, E_{\text{out}})$ has to intersect s , and thus e [6, 15]. To check these conditions, **FK** and **Bev** look up the values $\text{supersets}[s]$, $\text{used}[s]$, and $\text{petals}[s]$ for each of the at most 2^d subsets $s \subseteq e$. Access to these values can be organized in $O(d)$ time using a trie that can be initialized in $O(dn + 2^d d \cdot m)$ time [5, Lemma 5.3]. After initialization, **FK** and **Bev** work in $O(2^d \cdot m)$ and $O(2^d d \cdot m)$ time, respectively. The culprit is that the trie can take $\Theta(nm)$ space [29, Section 3].

3. Implementing **FK** and **Bev** in linear space

3.1. **FK** in linear space

To implement **FK** in linear space, we apply a series of preprocessing steps. First, by iterating over E_{in} once, simultaneously incrementing a counter, we assign to each edge $e \in E_{\text{in}}$ a unique index $e_{\text{id}} \in \{1, \dots, m\}$, in $O(m)$ time giving a set

$$E_{\text{id}} := \{(e, e_{\text{id}}) : e \in E_{\text{in}}\}.$$

Then, we compute a unique index $s_{\text{id}} \in \{1, \dots, 2^d m\}$ for each $s \subseteq e \in E_{\text{in}}$ and a size- m array $A[]$ satisfying

$$A[e_{\text{id}}] = \{(s, s_{\text{id}}) : s \subseteq e\} \quad \text{for each } (e, e_{\text{id}}) \in E_{\text{id}}.$$

Instead of iterating over each $e \in E_{\text{in}}$, each $s \subseteq e$, and looking up $\text{supersets}[s]$ in a trie, this allows **FK** to iterate over each $(e, e_{\text{id}}) \in E_{\text{id}}$, each $(s, s_{\text{id}}) \in A[e_{\text{id}}]$, and look up $\text{supersets}'[s_{\text{id}}]$ in an array of length $2^d m$ in $O(1)$ time.

Theorem 3. *FK can be run in $O(nd + 2^d d \cdot m)$ time and space.*

Proof. To prove the theorem, we show how to compute the array $A[]$ and a unique index s_{id} for each $s \subseteq e \in E_{\text{in}}$ in linear space and time. The tricky bit is that s may be a subset of several edges in E_{in} , yet its index s_{id} must be unique. Thus, we use the following canonical encoding of edges: for any subset $s \subseteq V = \{1, \dots, n\}$ of size at most d , $\llcorner s \lrcorner \in (V \cup \{\square\})^d$ is a d -tuple containing the elements of s in increasing order and padded with \square at the end. For example, for $d = 4$, $\llcorner \{3, 1, 2\} \lrcorner = (1, 2, 3, \square)$. Obviously, $\llcorner e \lrcorner$ for any edge $e \in E_{\text{in}}$ is computable in $O(d \log d)$ time. The preprocessing for **FK** now consists of three steps.

1. Compute a list $L = \{(\llcorner s \lrcorner, e_{\text{id}}) : s \subseteq e, (e, e_{\text{id}}) \in E_{\text{id}}\}$ by first computing $\llcorner e \lrcorner$ for all $e \in E_{\text{in}}$ in $O(m \cdot d \log d)$ time and space and then enumerating all substrings of $\llcorner e \lrcorner$ for each $(e, e_{\text{id}}) \in E_{\text{id}}$ in $O(2^d d \cdot m)$ time and space.
2. Sort L by lexicographically non-decreasing $\llcorner s \lrcorner$, where we assume $n \leq \square$. Since the $\llcorner s \lrcorner$ are d -tuples over $\{1, \dots, n, \square\}$, this works in $O(d(n + |L|)) = O(nd + 2^d d \cdot m)$ time and space using radix sort [11, Section 8.3]. Note that all pairs $(\llcorner s \lrcorner, e_{\text{id}})$ belonging to the same subset s now occur consecutively in L .
3. Initialize a size- m array $A[]$ of empty lists and $s_{\text{id}} \leftarrow 1$. Iterate over L as follows. For the current pair $(\llcorner s \lrcorner, e_{\text{id}})$, add (s, s_{id}) to $A[e_{\text{id}}]$. If there is a next pair $(\llcorner s' \lrcorner, e'_{\text{id}})$ on L and $\llcorner s \lrcorner \neq \llcorner s' \lrcorner$, then increment $s_{\text{id}} \leftarrow s_{\text{id}} + 1$ and continue.

This concludes the computation of the s_{id} and the array $A[]$. The running time and space bottleneck is step 2. After this preprocessing, **FK** can be implemented to run in $O(2^d \cdot m)$ time using an array $\text{supersets}'[]$ of size $O(2^d \cdot m)$. \square

3.2. **Bev** in linear space

To implement **Bev** in linear time and space, we replace the trie accesses $\text{petals}[s]$ and $\text{used}[s]$ for each $s \subseteq e \in E_{\text{in}}$ by array accesses $\text{petals}'[s_{\text{id}}]$ and $\text{used}'[s_{\text{id}}]$, as we did for **FK**. However, while $\text{petals}[s]$ is a counter that translates into a counter $\text{petals}'[s_{\text{id}}]$, $\text{used}[s][v]$ is a size- n array indexed by vertices. Holding such an array in $\text{used}'[s_{\text{id}}][v]$ would again use $\Omega(nm)$ space. Instead, we organize $\text{used}'[s_{\text{id}}][v]$ as follows. Let

$$V^s := \bigcup_{e \in E_{\text{in}}} (e \setminus s) \quad \text{for each } s \subseteq e \in E_{\text{in}}.$$

We compute unique indices $v_{id}^s \in \{1, \dots, |V^s|\}$ for the vertices $v \in V^s$ for each $s \subseteq e \in E_{in}$, unique indices $s_{id}^e \in \{1, \dots, 2^{|e|}\}$ of the subsets $s \subseteq e$ of each $e \in E_{in}$, an array B satisfying

$$B[e_{id}] = \{(s, s_{id}, s_{id}^e) : s \subseteq e\} \quad \text{for each } (e, e_{id}) \in E_{id},$$

and an array B of arrays satisfying

$$C[e_{id}][s_{id}^e] = \{v_{id}^s : v \in e \setminus s\} \\ \text{for each } (e, e_{id}) \in E_{id}, (s, s_{id}, s_{id}^e) \in B[e_{id}].$$

Bev can then be implemented using arrays `petals'[]` and `used'[]` of size $2^d m$ each, where for each s_{id} , `used'[sid]` is an array of size $|V^s|$: instead of iterating over each $e \in E_{in}$, each $s \subseteq e$, each $v \in e \setminus s$, and looking up `petals[s]` and `used[s][v]` in `tries`, **Bev** can iterate over each $(e, e_{id}) \in E_{id}$, each $(s, s_{id}, s_{id}^e) \in B[e_{id}]$, each $v_{id} \in C[e_{id}][s_{id}^e]$, and look up `petals'[sid]` and `used'[sid][vid^s]`. These are simple array accesses, each working in constant time.

Theorem 4. *Bev can be run in $O(nd + 2^d d \cdot m)$ time and space.*

Proof. We describe how to compute the indices v_{id}^s , s_{id}^e , and the arrays B and C in linear time and space. First, the indices s_{id} and array $A[]$ are computed as in [Theorem 3](#) in $O(nd + 2^d d \cdot m)$ time and space. For **Bev**, we use three additional preprocessing steps.

1. Initialize a size- m array $B[]$. For each $(e, e_{id}) \in E_{id}$, compute $B[e_{id}]$ from $A[e_{id}]$ by iterating over each $(s, s_{id}) \in A[e_{id}]$, simultaneously incrementing a counter s_{id}^e from 0 to $2^{|e|}$. This works in time $O(2^d \cdot m)$ and space.
2. Iterating over each $(e, e_{id}) \in E_{id}$ and each $(s, s_{id}, s_{id}^e) \in B[e_{id}]$, in $O(2^d d \cdot m)$ time, generate a list

$$L := \{(s_{id}, v, s_{id}^e, e_{id}) \mid v \in e \setminus s, s \subseteq e, e \in E_{in}\}.$$

Sort the list by lexicographically non-decreasing (s_{id}, v) . Since these are pairs of numbers in $\{1, \dots, 2^d m\} \cup \{1, \dots, n\}$, this works in $O(n + 2^d m + |L|) = O(n + 2^d m)$ time using radix sort [[11](#), Section 8.3]. Thereafter, all quadruples belonging to the same s_{id} occur consecutively in L . Also, for each fixed s_{id} , all quadruples belonging to s_{id} and the same v occur consecutively in L .

3. Initialize a size- m array $C[]$, and for each $(e, e_{id}) \in E_{id}$, a size- $2^{|e|}$ array $C[e_{id}][]$ of empty lists. Iterate over each $(s_{id}, v, s_{id}^e, e_{id}) \in L$. If there is no predecessor on L or the predecessor $(s'_{id}, v', s'_{id}^e, e'_{id})$ satisfies $s_{id} \neq s'_{id}$, then initialize $v_{id}^s \leftarrow 1$. If $s_{id} = s'_{id}$ but $v \neq v'$, then increment $v_{id}^s \leftarrow v_{id}^s + 1$. Add v_{id}^s to $C[e_{id}][s_{id}^e]$ and continue.

The running time for the preprocessing is dominated by $O(nd + 2^d d \cdot m)$ for computing array $A[]$ as in [Theorem 3](#). The space used additionally to [Theorem 3](#) is the array $B[]$ of overall size $O(2^d d \cdot m)$, and the size- m array $C[]$. Each entry of $C[]$ is an array of size at most 2^d , whose entries are lists of length at most d . Thus, $C[]$ takes at most $O(2^d d \cdot m)$ total space.

After preprocessing, **Bev** can be run in $O(2^d d \cdot m)$ time using arrays `petals'[]` and `used'[]` with $2^d \cdot m$ entries each. For each $s \subseteq e \in E_{in}$, `used'[sid]` is an array indexed by $\{1, \dots, |V^s|\}$, where

$$\sum_{s \subseteq e \in E_{in}} |V^s| \leq |\{(s, e, v) \mid s \subseteq e \in E_{in}, v \in e \setminus s\}| \leq 2^d d \cdot m.$$

Thus, the total size of `used'[][]` is $O(2^d d \cdot m)$. \square

4. Experiments

In this section, we compare our linear-space variants of **FK** and **Bev** and the well-known data reduction algorithm **Wei**. **Wei** does not yield problem kernels (as it does not give size bounds), does not work in linear time, yet works independently of k .

Algorithm Wei: Algorithm due to Weihe [[31](#)]

Input: Hypergraph (V_{in}, E_{in}) .

Output: Hypergraph (V_{out}, E_{out}) that has a hitting set of size k if and only if (V_{in}, E_{in}) has.

Exhaustively apply the following two data reduction:

1. If, for some vertex v , all edges containing v also contain some vertex $u \neq v$, then delete v .
2. If there are two edges $e \subsetneq e'$, then delete e' .

Return the result (V_{out}, E_{out}) .

[Section 4.1](#), describes our experimental setup, [Section 4.2](#) presents time and memory measurements. We analyze the effect of data reduction on instances arising in public transportation optimization ([Section 4.3](#)), and data clustering ([Section 4.4](#)).

4.1. Experimental setup

All algorithms were implemented in C++. ² The source code of **FK**, **Bev**, and **Wei** is about 310 lines, 440 lines, and 180 lines, respectively. The experiments were conducted on a 3.60 GHz processor with 16 GB of RAM. The running time is measured with the standard C++ library `ctime`. The memory consumption is measured using the `valgrind` memory measurement tool.

The algorithms **FK** and **Bev** require an upper bound k on the minimum hitting set size as input. Unless stated otherwise, we compute k using a greedy approach: repeatedly pick a vertex with a maximum number of incident edges, add it to the hitting set, and remove all incident edges, until all edges are hit.

We analyze the data reduction effect of the individual algorithms as well as of their combination, applying one data reduction algorithm to the output of previous data reduction algorithms. Since the data reduction effect of the algorithms may depend on the processing order of the edges [[5](#), Fig. 5.3], each algorithm is applied to a *random permutation* of edges. This excludes the possibility that instance generators or previous data reduction algorithms generate particularly “friendly” input orders.

The order of combining the algorithms is determined by their running times: since the running time of **Wei** is non-linear, it is applied last, so that it is run on a problem kernel with size independent of $n + m$. **Bev** is slower than **FK**, so it is applied after **FK**.

We measure the data reduction effect comparing the number $|E_{in}|$ of input edges to the number $|E_{out}|$ of output edges.

²The source code is freely available at <https://gitlab.com/PavelSmirnov/hs-lintimespace>.

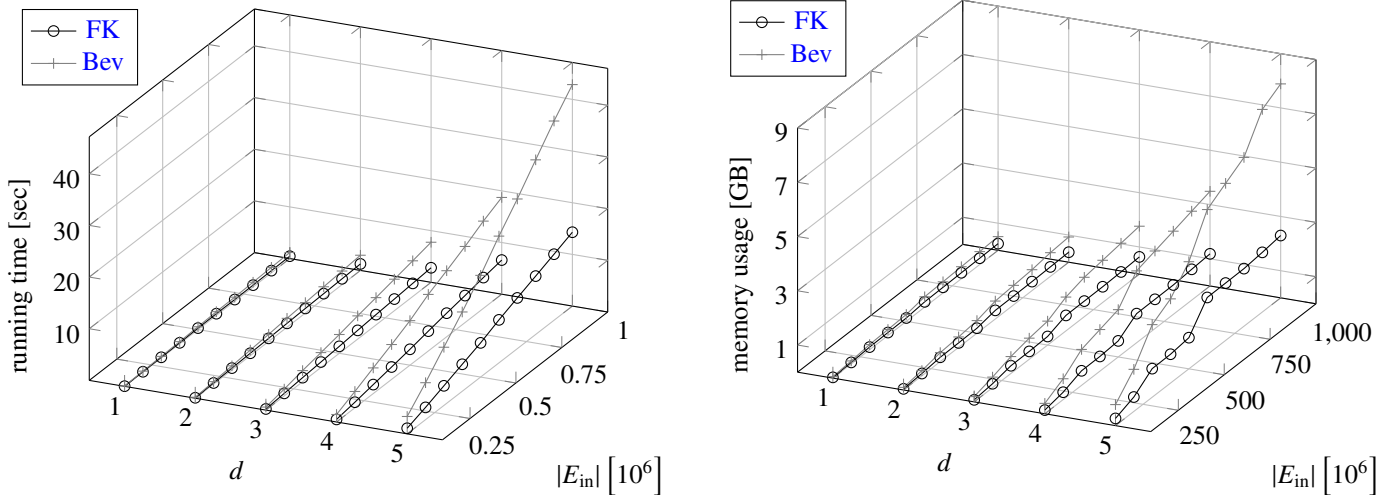


Figure 1: Running time and memory usage of **Bev** and **FK** in dependence of the number m of edges and the edge cardinality d in the input hypergraph.

4.2. Time and memory measurements

In the following, we present measurements of the running time and memory used by **FK** and **Bev**. Since these do not depend on the input structure (both algorithms iterate over each subset of each input edge and store information on them), we can safely measure them on random instances. The instances consist of $n = 100$ vertices and $m \in \{i \cdot 10^5 \mid i \in \{1, \dots, 10\}\}$ edges of size $d \in \{1, \dots, 5\}$, each chosen with equal probability.

Fig. 1 shows the measured running time and space consumption of **FK** and **Bev**. As expected, **Bev** is roughly three times slower than **FK**: **FK** has an initialization phase running in $O(nd + 2^d d \cdot m)$ time and then runs in $O(2^d m)$ time, whereas **Bev** has *two* initialization steps, each running in $O(nd + 2^d d \cdot m)$ time, and thereafter itself runs in $O(2^d d \cdot m)$ time. **Bev** also uses three times more memory than **FK**. However, for comparison, the original implementation of **Bev** used 20 GB of memory for $d = 4$ on $m = 10^6$ hyperedges [5, Fig. 5.6], whereas our linear-space implementation uses 3 GB.

4.3. Transportation Networks

Wei is well known for its data reduction effect on the Station Cover problem in real-world transportation networks [31]. Table 1 shows the data reduction effect of **FK**, **Bev**, and **Wei** on d -Hitting Set instances modeling the Station Cover problem in European transportation networks from different cities (athens, petersburg, warsaw), rural areas (snf, kvv, vrs, rnv, vbb), and countries (nl, luxembourg, switzerland, db), which were kindly made available to us by Bläsius et al. [8]. **Wei** obviously outperforms **FK** and **Bev** on this data. Moreover, **FK** and **Bev** work equally bad. Combinations of the algorithms did not yield any additional data reduction effect.

The reason for the bad performance of **FK** and **Bev** is the large hyperedge size d , shown in Table 1. Indeed, **FK** and **Bev** are not applicable to the shown instances right away: it is infeasible to iterate over all 2^d subsets of an edge e of size d when d is large (say, 10). In such cases, we do not iterate over all subsets of e , but only over subsets of intersections with other hyperedges.

4.4. Cluster Vertex Deletion

In this section, we analyze the data reduction effect of **FK**, **Bev**, and **Wei** on 3-Hitting Set instances arising from the Cluster Vertex Deletion problem: the task is to delete at most k vertices from a graph so that each connected component in the remaining graph is a clique [20]. A Cluster Vertex Deletion instance (G, k) with $G = (V, E)$ can be reduced to a 3-Hitting Set instance (H, k) with $H = (V, \{e \subseteq V : G[e] \text{ is a path on three vertices}\})$ [20].

We applied **FK**, **Bev**, and **Wei** to Cluster Vertex Deletion instances arising when clustering real-world protein similarity graphs initially used by Rahmann et al. [27].³ In fact, they used these graphs as instances for the weighted Cluster Editing problem, where one adds and deletes edges instead of deleting vertices. As suggested by Rahmann et al. [27], we create an edge between two proteins if their similarity score is positive. Since our problem is unweighted, we stripped the graphs off the weights. To be able to run **Wei** on the obtained instances, we considered only those 3-Hitting Set instances with at most 10^5 edges.

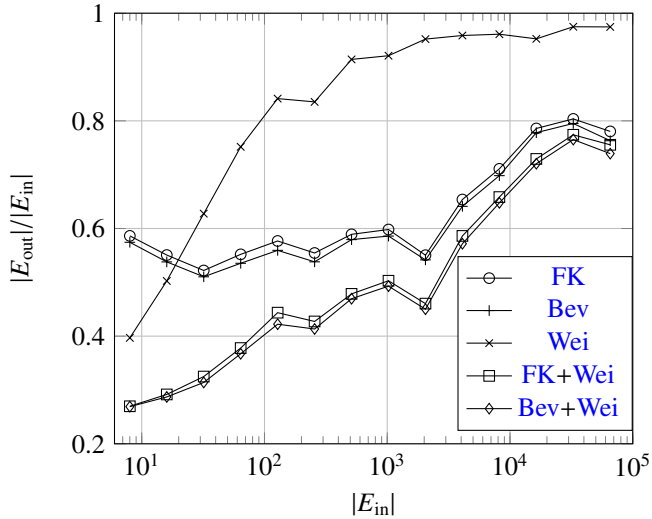
Fig. 2a shows that **Wei** works well on small instances, but is outperformed by **FK** and **Bev** on larger instances. Interestingly, pipelining any two algorithms (**FK+Wei** and **Bev+Wei**) significantly improves the data reduction effect compared to the single algorithms. In all cases, **Bev** slightly outperforms **FK**. Pipelining all three algorithms showed no significant improvement.

Noticeably, the data reduction effect of all algorithms shrinks with the size of the input hypergraph. Fig. 3 suggests that this is connected to the *locality* of the input hypergraphs, which Bläsius et al. [8] observed to heavily influence the effectivity of **Wei**: the *locality* of a hypergraph $H = (V, E)$ is $4 \cdot \#C_4 / \#P_4$, where $\#C_4$ is the number of induced cycles of length four and $\#P_4$ is the number of induced paths on four vertices in the bipartite incidence graph of H . It is plausible that locality influences the effectivity of **FK** and **Bev**: the greater the locality is, the more likely it is that edges have common subsets.

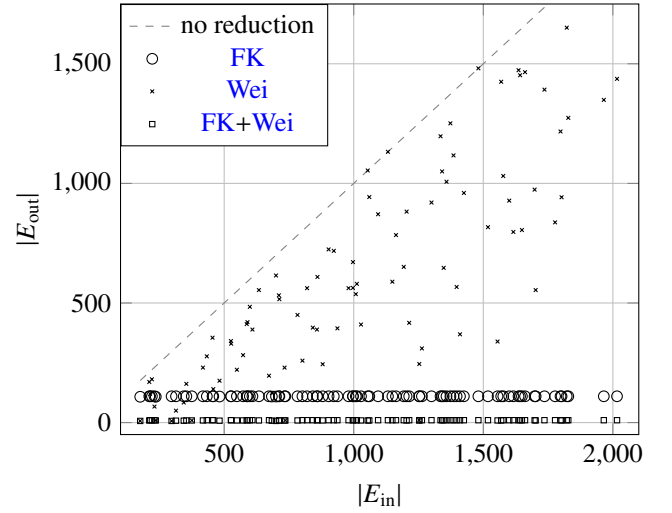
³Available at <https://bio.informatik.uni-jena.de/data/> as biological.bielefeld.zip

Table 1: Data reduction effect on transportation networks for the Station Cover problem. Shown are the number $|V|$ of vertices, number $|E_{in}|$ of edges, maximum edge size d , and average edge size \bar{d} of the input instance.

input instance					FK		Bev		Wei	
name	$ V $	$ E_{in} $	d	\bar{d}	$ E_{out} $	$ E_{out} / E_{in} $	$ E_{out} $	$ E_{out} / E_{in} $	$ E_{out} $	$ E_{out} / E_{in} $
db	514	586	41	13.76	174	0.30	174	0.30	20	0.03
sncf	3 789	974	29	7.61	666	0.68	666	0.68	287	0.29
luxembourg	2 496	343	54	19.64	293	0.85	293	0.85	59	0.17
switzerland	25 315	4 797	68	10.60	4 166	0.87	4 166	0.87	2 002	0.42
kvv	2 401	306	60	15.98	273	0.89	273	0.89	126	0.41
vbb	13 424	1 241	59	16.13	1 141	0.92	1 141	0.92	554	0.45
nl	31 250	2 804	107	16.13	2 620	0.93	2 620	0.93	1 138	0.41
vrs	5 542	521	65	20.96	499	0.96	499	0.96	143	0.27
petersburg	5 689	741	62	17.18	718	0.97	718	0.97	382	0.52
rnv	1 094	92	48	16.45	90	0.98	90	0.98	36	0.39
warsaw	4 303	343	57	23.06	339	0.99	339	0.99	199	0.58
athens	5 922	247	129	42.62	247	1.00	247	1.00	191	0.77

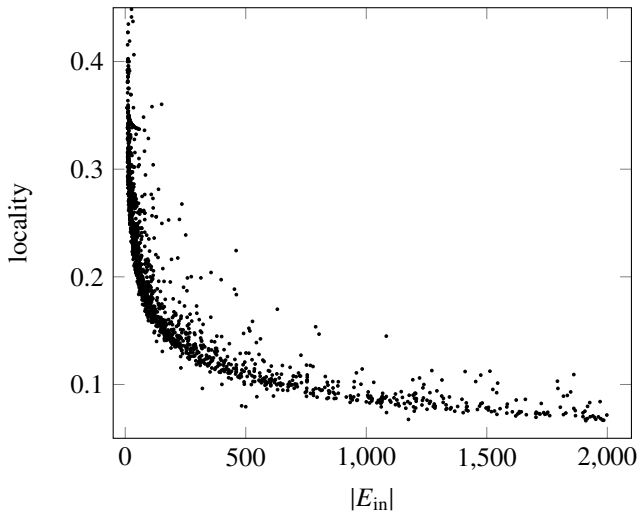


(a) Cluster Vertex Deletion on protein similarity graphs.

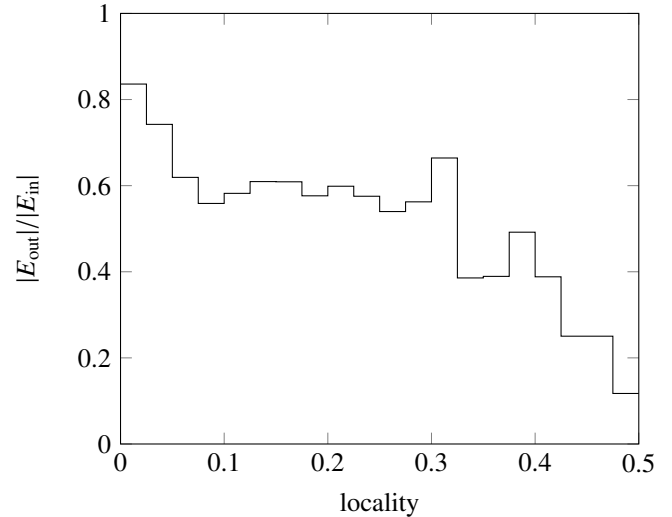


(b) Artificial Cluster Vertex Deletion instances. **Bev** performs similar to **FK** and is thus omitted in the plot.

Figure 2: Data reduction effect on 3-Hitting Set instances arising from Cluster Vertex Deletion instances.



(a) Dependence of hypergraph locality on its number of edges.



(b) Each horizontal segment represents the average data reduction effect over the instances whose locality is in the interval between two marks.

Figure 3: Influence of the locality of 3-Hitting Set instances arising from clustering protein similarity data on the data reduction effect of **FK**: larger instances have lower locality, and lower locality means worse data reduction.

To further study the effect of cascading data reduction algorithms, we randomly generate Cluster Vertex Deletion instances with small solutions. To this end, we fix the number n of vertices and a number c of cliques. We randomly partition the n vertices into c cliques (each partition is equiprobable). Then, k times, we randomly pick two vertices u and v , add the edge $\{u, v\}$ to the graph if there is no such edge, and remove it otherwise. Since any such “wrong” edge can be removed by removing one of its endpoints, the generated Cluster Vertex Deletion instance (and resulting 3-Hitting Set instance) will have a solution of size at most k .

Fig. 2b shows the data reduction effect of **FK** and **Wei** on the generated instances for $k = 10$, $c = 10$, and $n \in \{100, 110, \dots, 1000\}$ (the graph for **Bev** is omitted since it nearly coincides with **FK**). Like with the biological data, the combination **FK+Wei** works better than the individual algorithms. Interestingly, this combination often leaves no more than k edges, thus essentially solving the problem, since one can construct a hitting set of size k by just choosing an arbitrary vertex in each edge.

5. Conclusion

We presented the first linear-time and linear-space kernelizations for d -Hitting Set, improving the space requirements of the known kernelizations **FK** and **Bev** due to Fafianie and Kratsch [15] and van Bevern [5], respectively.

We also conducted the first experimental evaluation of **FK**, significantly extended previous experimental results for **Bev**, and compared them to the well-known **Wei** data reduction algorithm. The experiments show that **Wei** is outperformed by **FK** and **Bev** on hypergraphs of small edge cardinality when one has good upper bounds on the hitting set size. In other cases, **Wei**

outperforms **FK** and **Bev**, so that the algorithms complement each other. The data reduction effect of **Wei** can be strengthened by applying **FK** and **Bev** in advance. This seems advantageous anyway, since **Wei** does not run in linear time and can then work on a problem kernel, whose size is independent of the input hypergraph.

We have also seen that, although its worst-case kernel size bound is worse, the data reduction effect of **Bev** is slightly better than that of **FK** since it exploits upper bounds on the hitting set size more willingly: **FK** reduces edges only when the size of the input hypergraph is “close” to its worst case guarantee of $(k+1)^d$.

Acknowledgments. We thank Bläsius et al. [8] for making their d -Hitting Set instances based on European transportation networks available to us.

Funding. This research is supported by the Russian Foundation for Basic Research, project 18-501-12031 NNIO_a.

References

- [1] F. N. Abu-Khazam. A kernelization algorithm for d -Hitting Set. *Journal of Computer and System Sciences*, 76(7):524–531, 2010. doi:<http://dx.doi.org/10.1016/j.jcss.2009.09.002>.
- [2] J. Alber, N. Betzler, and R. Niedermeier. Experiments on data reduction for optimal domination in networks. *Annals of Operations Research*, 146(1):105–117, 2006. doi:[10.1007/s10479-006-0045-4](https://doi.org/10.1007/s10479-006-0045-4).
- [3] M. Bannach and T. Tantau. Computing hitting set kernels by AC_0 -circuits. *Theory of Computing Systems*, 2019. doi:[10.1007/s00224-019-09941-z](https://doi.org/10.1007/s00224-019-09941-z).
- [4] M. Bannach, Z. Heinrich, R. Reischuk, and T. Tantau. Dynamic kernels for Hitting Set and Set Packing. ECCC preprint TR19-146, 2019. URL <https://eccc.weizmann.ac.il/report/2019/146/>.
- [5] R. van Bevern. *Fixed-Parameter Linear-Time Algorithms for NP-hard Graph and Hypergraph Problems Arising in Industrial Applications*, volume 1 of *Foundations of Computing*. Universitätsverlag der TU Berlin, 2014. doi:[10.14279/depositononce-4131](https://doi.org/10.14279/depositononce-4131).

- [6] R. van Bevern. Towards optimal and expressive kernelization for d -Hitting Set. *Algorithmica*, 70(1):129–147, 2014. doi:[10.1007/s00453-013-9774-3](https://doi.org/10.1007/s00453-013-9774-3).
- [7] R. van Bevern, T. Fluschnik, and O. Y. Tsidulko. On approximate data reduction for the rural postman problem: Theory and experiments. *Networks*, 2020. URL <https://arxiv.org/abs/1812.10131>. Accepted for publication.
- [8] T. Bläsius, P. Fischbeck, T. Friedrich, and M. Schirneck. Understanding the effectiveness of data reduction in public transportation networks. In *Proceedings of the 16th International Workshop on Algorithms and Models for the Web Graph (WAW 2019)*, volume 11631 of *Lecture Notes in Computer Science*, pages 87–101, Cham, 2019. Springer. doi:[10.1007/978-3-030-25070-6_7](https://doi.org/10.1007/978-3-030-25070-6_7).
- [9] T. Bläsius, T. Friedrich, J. Lischeid, K. Meeks, and M. Schirneck. Efficiently enumerating hitting sets of hypergraphs arising in data profiling. In *Proceedings of the 21st Workshop on Algorithm Engineering and Experiments (ALENEX 2019)*, pages 130–143. SIAM, 2019. doi:[10.1137/1.9781611975499.11](https://doi.org/10.1137/1.9781611975499.11).
- [10] G. Brewka, M. Thimm, and M. Ulbricht. Strong inconsistency. *Artificial Intelligence*, 267:78–117, 2019. doi:[10.1016/j.artint.2018.11.002](https://doi.org/10.1016/j.artint.2018.11.002).
- [11] T. H. Cormen, C. E. Leiserson, R. L. Rivest, and C. Stein. *Introduction to Algorithms*. MIT Press, 2nd edition, 2001.
- [12] P. Damaschke. Parameterized enumeration, transversals, and imperfect phylogeny reconstruction. *Theoretical Computer Science*, 351(3):337–350, 2006. doi:[10.1016/j.tcs.2005.10.004](https://doi.org/10.1016/j.tcs.2005.10.004).
- [13] H. Dell and D. van Melkebeek. Satisfiability allows no nontrivial sparsification unless the polynomial-time hierarchy collapses. *Journal of the ACM*, 61(4):23:1–23:27, 2014. doi:[10.1145/2629620](https://doi.org/10.1145/2629620).
- [14] S. Fafianie and S. Kratsch. Streaming kernelization. In *Proceedings of the 39th International Symposium on Mathematical Foundations of Computer Science (MFCS'14)*, number 8635 in LNCS, pages 275–286. Springer, 2014. doi:[10.1007/978-3-662-44465-8_24](https://doi.org/10.1007/978-3-662-44465-8_24).
- [15] S. Fafianie and S. Kratsch. A shortcut to (sun)flowers: Kernels in logarithmic space or linear time. In *Proceedings of the 40th International Symposium on Mathematical Foundations of Computer Science (MFCS'15)*, volume 9235 of *Lecture Notes in Computer Science*, pages 299–310. Springer, 2015. doi:[10.1007/978-3-662-48054-0_25](https://doi.org/10.1007/978-3-662-48054-0_25).
- [16] K. Fazekas, F. Bacchus, and A. Biere. Implicit hitting set algorithms for maximum satisfiability modulo theories. In *Proceedings of the 9th International Joint Conference on Automated Reasoning (IJCAR'18)*, volume 10900 of *Lecture Notes in Computer Science*, pages 134–151. Springer, 2018. doi:[10.1007/978-3-319-94205-6_10](https://doi.org/10.1007/978-3-319-94205-6_10).
- [17] J. Flum and M. Grohe. *Parameterized Complexity Theory*. Springer, 2006. doi:[10.1007/3-540-29953-X](https://doi.org/10.1007/3-540-29953-X).
- [18] F. V. Fomin, D. Lokshtanov, S. Saurabh, and M. Zehavi. *Kernelization—Theory of Parameterized Preprocessing*. Cambridge University Press, 2019.
- [19] V. Froese, R. van. Bevern, R. Niedermeier, and M. Sorge. Exploiting hidden structure in selecting dimensions that distinguish vectors. *Journal of Computer and System Sciences*, 82(3):521–535, 2016. doi:[10.1016/j.jcss.2015.11.011](https://doi.org/10.1016/j.jcss.2015.11.011).
- [20] F. Hüffner, C. Komusiewicz, H. Moser, and R. Niedermeier. Fixed-parameter algorithms for cluster vertex deletion. *Theory of Computing Systems*, 47(1):196–217, 2010. doi:[10.1007/s00224-008-9150-x](https://doi.org/10.1007/s00224-008-9150-x).
- [21] R. M. Karp. Reducibility among combinatorial problems. In *Complexity of Computer Computations*, The IBM Research Symposia Series, pages 85–103. Plenum Press, New York, 1972. doi:[10.1007/978-1-4684-2001-2_9](https://doi.org/10.1007/978-1-4684-2001-2_9).
- [22] S. Kratsch. Polynomial kernelizations for $\text{MIN } F^+ \Pi_1$ and MAX NP . *Algorithmica*, 63(1-2):532–550, 2012. doi:[10.1007/s00453-011-9559-5](https://doi.org/10.1007/s00453-011-9559-5).
- [23] E. Moreno-Centeno and R. M. Karp. The implicit hitting set approach to solve combinatorial optimization problems with an application to multigenome alignment. *Operations Research*, 61(2):453–468, 2013. doi:[10.1287/opre.1120.1139](https://doi.org/10.1287/opre.1120.1139).
- [24] H. Moser. *Finding Optimal Solutions for Covering and Matching Problems*. Dissertation, Institut für Informatik, Friedrich-Schiller-Universität Jena, 2010.
- [25] R. Niedermeier and P. Rossmanith. An efficient fixed-parameter algorithm for 3-Hitting Set. *Journal of Discrete Algorithms*, 1(1):89–102, 2003. doi:[10.1016/S1570-8667\(03\)00009-1](https://doi.org/10.1016/S1570-8667(03)00009-1).
- [26] R. O’Callahan and J.-D. Choi. Hybrid dynamic data race detection. In *Proceedings of the 9th ACM SIGPLAN Symposium on Principles and Practice of Parallel Programming (PPoPP’03)*, pages 167–178. ACM, 2003. doi:[10.1145/781498.781528](https://doi.org/10.1145/781498.781528).
- [27] S. Rahmann, T. Wittkop, J. Baumbach, M. Martin, A. Truss, and S. Böcker. Exact and heuristic algorithms for weighted cluster editing. In *Proceedings of the 6th Annual Computational Systems Bioinformatics Conference (CSB’07)*, pages 391–401. World Scientific Publishing, 2007. doi:[10.1142/9781860948732_0040](https://doi.org/10.1142/9781860948732_0040).
- [28] R. Reiter. A theory of diagnosis from first principles. *Artificial Intelligence*, 32(1):57–95, 1987. doi:[10.1016/0004-3702\(87\)90062-2](https://doi.org/10.1016/0004-3702(87)90062-2).
- [29] P. V. Smirnov. *Reduktsiya dannykh dlya zadachi o vershinnom pokrytii gipergrafa za lineynoye vremya s lineynoy pamyatiyu*. Bachelor thesis, Department of Mechanics and Mathematics, Novosibirsk State University, 2018. URL <http://rvb.su/pdf/Smi18.pdf>.
- [30] M. Sorge, H. Moser, R. Niedermeier, and M. Weller. Exploiting a hypergraph model for finding Golomb rulers. *Acta Informatica*, 51(7):449–471, 2014. doi:[10.1007/s00236-014-0202-1](https://doi.org/10.1007/s00236-014-0202-1).
- [31] K. Weihe. Covering trains by stations or the power of data reduction. In *Proceedings of Algorithms and Experiments (ALEX 98)*, 1998.