

Crossmodal learning for audio-visual speech event localization

Rahul Sharma, Krishna Somandepalli, and Shrikanth Narayanan

University of Southern California, USA
{rahul.sharma,somandep}@usc.edu, shri@ee.usc.edu

Abstract. An objective understanding of media depictions, such as about inclusive portrayals of how much someone is heard and seen on screen in film and television, requires the machines to discern automatically who, when, how and where someone is talking. Media content is rich in multiple modalities such as visuals and audio which can be used to learn speaker activity in videos. In this work, we present visual representations that have implicit information about when someone is talking and where. We propose a crossmodal neural network for audio speech event detection using the visual frames. We use the learned representations for two downstream tasks: i) audio-visual voice activity detection ii) active speaker localization in video frames. We present a state-of-the-art audio-visual voice activity detection system and demonstrate that the learned embeddings can effectively localize to active speakers in the visual frames.

Keywords: Crossmodal learning; active speaker detection; audio-visual VAD; Visualizations

1 Introduction

Tremendous variety and amounts of multimedia content are created, shared, and consumed everyday, and across the world, with a great influence on our everyday lives. This content spans various domains from entertainment and education to commerce and politics, and in various forms; for example, in the entertainment realm these include film, television, streaming and online media forms. There is an imminent need for creating human-centered media analytics to illuminate the stories being told by, and in, these various content forms to understand their human impact: both societal and economic. Recent efforts to address this need has led to the emergence of *computational media intelligence* which deals with building a holistic understanding of persons, places, and topics involved in telling stories in multimedia, and how they impact individuals and society at large.

Creating such rich media intelligence requires the ability to automatically process and interpret large amounts of media content across modalities (audio, video, language, etc.), each modality with its strengths and limitations to help understand the story being told. These modalities inherently have vast variety, heterogeneity, dynamic variability and complex relations between them, and offer

only partial information about the *what-why-how-where-when* type constructs of interest. The ability to process multiple modalities hence become essential to learn robust models for media content analysis. It should be noted that humans concurrently process and experience different aspects of the presented media: the sights, sounds and language use to develop a holistic understanding of the story presented [1].

For example, several studies in psychology and neuroscience has shown evidence for how visual perception in humans is intertwined with other senses such as sound and touch. These mechanisms can be altered even at early stages of development of the primary visual cortex (e.g., [2]). This integration of multiple sensory modalities helps us to holistically perceive the visual stimuli is a widely studied field in human psychology, referred to as *crossmodal perception* [3]. In this work we develop a neural network based system inspired by cross modal integration in humans to address the challenges of partial observability and dynamic variability of the audio/visual modalities.

Recently, there have been several works focused on the crossmodal processing in the audio-visual domain. Most of these studies use the idea of the naturally existing synchrony in the audio and the corresponding visual frames, in produced media content [4,5,6,7]. The majority of these works have used generic audio source localization as an application. In this paper, we propose a system that can efficiently fuse the complementary information of the visual and audio modalities to effectively localize an audio-visual speech event. We setup a temporal convolutional neural network consisting of 3D CNNs and convolutional Bi-LSTMs tasked to localizing audio-speech events by observing just the raw visual frames. We train the system with a notion of *weaker-than-full supervision*, in the sense that we obtain the required coarse speech activity labels from the movie subtitles, employing no manual annotations. To quantitatively validate the usefulness of fusing the audio-visual information in form of learned representations, we use them as features for two downstream tasks i) audio-speech event detection using audio-visual signals and ii) visual speech event detection i.e., localizing an active speaker in the visual frames.

The contributions of this work are as follows: i) a semi-supervised system for learning cross-modal representations pertaining to audio-visual speech event understanding; ii) a state-of-the-art audio-visual system for audio speech event detection; iii) a novel approach for active-speaker localization in unconstrained videos primarily entertainment media. All the demo videos from which the keyframes have been presented in the paper are available in the supplementary material.

2 Related Work

Crossmodal learning: There has been a recent surge of research studies in the direction of imparting the ability of crossmodal perception to machines, especially in the field of media content analytics. Overall, the proposed methods can be generally categorized into two groups:

a) Synchrony: These approaches leverage the natural synchronization existing between audio and visual modalities. In [7], the authors present a model which is trained for image-sound synchronization, on a set of videos containing people playing music instruments, tasked for audio-visual source separation and localization. In another work by [5,4], deep neural network was trained for audio-visual correspondence in a semi-supervised setting. They showed the usefulness of representations learnt in this manner for the task of audio-visual retrieval and sound source localization. In a similar direction, Owens et.al. [6] proposed a setup consisting of 3D-CNNs for the task of synchronizing audio-visual streams. They extended the validation to audio-visual action recognition along with sound source localization and audio source separation.

b) Reconstruction: This group of methods are based on the input feature reconstruction or some form of application-specific representation learning of one modality using information from the other modality. In [8], for the task of video advertisement classification, the authors learnt joint-representations using the cross-modal autoencoders, reconstructing the audio from visual modality and vice-versa. In another approach by [9], the authors trained a hierarchically context aware network (HiCA) tasked for audio speech activity detection, observing visual modality. They systematically analyzed the learned cross-modal embeddings and established that such a network can localize human faces. Our work is primarily inspired by the HiCA network. We advance this formulation by modifying the architecture to improve speaking face localization and extend it to audio-visual sound source localization for the task of voice activity detection.

Audio-Visual VAD: Voice activity detection (VAD) is an extensively studied problem in the field of speech signal processing. However, the performance degrades drastically in variable acoustic conditions and in the presence of non-stationary noise – typical audio design in media content. The work by [10] presents a state-of-the-art system for VAD, validated on a highly dynamic dataset. In a more recent work [11], the authors report improved performance for the cases where noise and music are present along with speech. To deal with the challenges of audio-VAD, researchers have proposed to complement the audio-models with the visual modality. Some of the early works (e.g., [12]) used handcrafted features from faces in the video and used the frequency domain features around the lip region [13]. More recently, Tao et.al. [14] fused audio and visual modalities by employing a bimodal RNN, using 2D CNN representations from the lip region of the faces detected in video frames. It is important to note that all these approaches explicitly use face detection and subsequent information about the lip/mouth region.

Active speaker localization: The research in the direction of active speaker localization is dominated by the methodologies which explicitly use face tracks and visual representations of the lip/mouth region. In [15], authors monitor the correlation of the lip region with speech to decide which person in the video corresponds to an active speaker. In another approach [16], authors compute

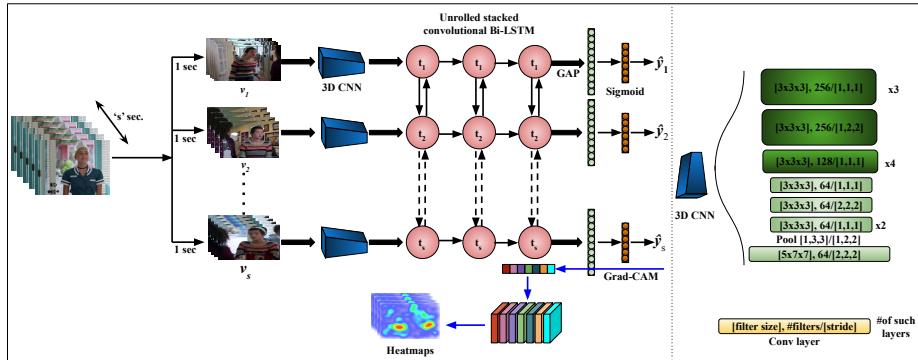


Fig. 1. The Crossmodal architecture with 3D CNNs and stacked convolutional BiLSTM layers

the dense trajectories of the human bounding boxes and train an SVM classifier for active speaker detection. In a more recent approach, [17], an end-to-end multimodal framework was proposed which observes a face-track and the associated audio stream to classify the active-speaker. They also introduced a dataset, AVA-active-speaker [17], which consists of movies and is thus highly dynamic and challenging. We validate our approach on the same dataset. The fundamental limitation to all these approaches is the requirement of face tracks, which is highly unreliable for extreme poses, and the corresponding active speaker annotations which are expensive to obtain.

3 Crossmodal embeddings

Recent research in crossmodal learning has shown that the learnt embeddings are beneficial for sound source localization [6,5]. Moving in a similar direction, we formulate our setup for the task of sound source localization, specializing for the speech event, rather than generalizing over a larger set of audio events. The primary hypothesis behind this approach is that the neural network should ideally consider the active speakers in the visual frames as the most salient features to decide for VAD in the audio domain. Thus, the sound sources for the speech audio event should correspond to the active speakers in the visual frames.

3.1 Problem Formulation

We train a deep temporal convolutional neural network that observes the raw visual frames corresponding to k small segments of t -seconds each at once and classifies each t -sec segment of a video into speaking or not speaking. Formally, given a video V , we segment the video into smaller units v_i of t -seconds

each. For each of the v_i , we get a label y_i , where $y_i = 1$ indicates speech segment while $y_i = 0$ indicates non-speech segment.

$$V = \{v_1, v_2, \dots, v_K\} \quad Y = \{y_1, y_2, \dots, y_K\} \quad y_i \in \{0, 1\} \quad (1)$$

The network sees k such small segments at once, a sample to the network looks as follows:

$$\{v_i, v_{i+1}, \dots, v_{i+k-1}\} \rightarrow \{y_i, y_{i+1}, \dots, y_{i+k-1}\} \quad y_i \in \{0, 1\} \quad (2)$$

The network is trained for the mapping problem $V \rightarrow Y$. In the current setup, $t = 1sec$ and $k = 10$.

3.2 Network Architecture and Training

Architecture: Inspired by, and building upon the decentralized temporal context introduced by [9] in Hierarchical Context Aware (HiCA) network, we include an additional 3 stacked Bi-convolutional-LSTM layers. In multiple works in the field of Natural Language Processing [18], it has been shown that the stacked LSTM networks introduce hierarchical levels of abstractions, especially in the case of sequential data; this motivated us to introduce stacked-LSTMs to the HiCA architecture. The detailed architecture is shown in the figure 1. The parameters $t = 1sec$ and $k = 10$ has been chosen heuristically such that the 3D-CNNs observes the temporal context of 1 sec and the stacked-convolutional LSTMs observe a longer context of 10 sec.

Training: The network has been trained over a set of 196 Hollywood movies. The voice activity labels are obtained implicitly using the subtitles for the movies. First, we align the subtitles and the audio using gentle alignment and discard the parts of the video which are not aligned with high enough confidence. Next, we compute a label for each second of the audio using the majority voting. Thus the obtained labels are coarse and not as fine as required by audio-VAD systems[10,11]. We do not employ any manual annotations for the setup. The network has been optimized using Adam optimizer on a dataset consisting of $100k$ samples (since each sample corresponds to 10 binary labels as described in eq: 2, thus constituting to $1m$ binary labels) for $1.5m$ iterations. Due to computational limitations, we trained the system on a single-gpu machine with a batch size of 2. The videos are sampled at 24 frames per second and the image frames are lowered in resolution to 180×360 .

3.3 Quantitative and Qualitative Performance

Visual-VAD Performance: We report the performance on a held-out set from the Hollywood movies corpus with a distribution of speech:non-speech being 45:55. We obtained an accuracy of 69.51% with precision being 63.54% and recall being 51.29%. To the best of our knowledge, there is no other work which



Fig. 2. Qualitative localization performance of the proposed crossmodal embeddings on various test videos.

addresses the problem of visual-VAD in unconstrained videos. The closest we can find is [19], where the authors employ a movies dataset (consisting of only 3 movies) but their approach is limited to parts of the movie where they can automatically detect a face track and thus classifying the face track into speaking or non-speaking using dense-trajectories from facial regions. Just to bring a context, they report a preliminary accuracy of 70.8% when the facial regions were 195×315 . Even though our approach is not directly comparable to [19], and caters to larger and more broader scenarios since we do not explicitly use the face detectors or any facial information, the reported accuracy is comparable.

Visualization for learned embeddings: To qualitatively analyze the learned embeddings and to validate the hypothesis that the cross-modal embeddings should concentrate on active speakers as the sound source for the speech event, we use the Grad-CAMs, introduced by [20]. To extend the idea of Grad-CAMs to the proposed 3D-CNN, we modify the Grad-CAMs as suggested by [9]. We first differentiate the output sigmoid score, the posterior \hat{p}_i , for speech event with respect to each of the filters F^m of considered convolutional layer (the last conv-LSTM layer in current scenario) with m filters. The obtained gradients are global average pooled to obtain the contribution of each filter, towards the positive class, speech event in our scenario.

$$\alpha_m = \frac{1}{Z} \sum_i \sum_j \sum_k \frac{\partial \hat{p}}{\partial F_{ijk}^m} \quad (3)$$

The filters of the considered convolutional layer are averaged in accordance with the weights computed in eq3, and rectified linearly to obtain the final class activation maps, C .

$$C = ReLU\left(\sum_m \alpha_m F^m\right) \quad (4)$$

In figure 2, we present the positive-class activation maps for selected key-frames, from the video segments of the TV show *Andi Mack*, earlier not seen



Fig. 3. Qualitative localization performance of the crossmodal embeddings when more than one face is present on the frame.

by the network. The CAMs are presented in the form of heatmaps imposed over image frames that correspond to speech events. It can be clearly noted that the positive class activations are concentrated around the human face with high magnitude. More precisely, these human faces are active speakers as can be seen in the video provided with supplementary material. We do a formal quantification of the CAMs towards active speaker detection in sec 5.

Multiple faces in a frame?: An approach for generalized sound source localization was recently proposed by [6], where a neural network for audio-visual synchrony was trained, a framework that appears to be closest to our case. They presented the class activation maps for various videos in audio-set[21] and shows that the learned audio-visual representations are selective to human faces and moving mouths. But the majority of cases presented by them consists of just one human face in the frame. As we specialize the crossmodal embeddings for speech events, it becomes interesting to see what happens when more than one human face is present in a frame. In figure 3, we present the CAMs for selected frames, from the TV show *Andi Mack* and the movie *Dumb and Dumber* none seen by the network during training, corresponding to speech events. The figures illustrate that the learned crossmodal embeddings are able to select the active speaker even when more than one face is present on the frame. However, the variance of the heatmaps is not as concentrated as in the case of a single face, shown in figure 2

Why stacked LSTMs?:The authors in [9] formally analyzed the learned embedding with the HICA architecture and quantitatively established that the network is selective to the human faces and human body. They reported that the embeddings align with ground-truth human face detections with a high $F1$ score of 0.9 for a liberal IOU threshold. Building on that, in this work, we enhance the HICA architecture with three additional stacked Convolutional-BiLSTM layers to stitch the representation from 3D convolutions for a longer context. The primary idea behind using the stacked 3D-Convolutional Bi-LSTMs is to preserve




Fig. 4. Qualitative comparison of CAMs for the last convolutional layer against the last convolutional-LSTM layer for the case of speech and non-speech events.

the spatial and temporal information and achieve hierarchical abstraction. To qualitatively validate the stacking of LSTM layers, we compare the CAMs at two hierarchical levels, one at the end of 3D convolutional network (*Conv_CAMs*) and the other at the end of the stacked LSTMs (*LSTM_CAMs*).

In figure 4, we present CAMs for the two hierarchical levels under two different scenarios:

1) Speech event: We present frames with more than one face present in the frame, from the set of speech events. Just for the reference, we marked the active speakers in the frames using a red box. It can be observed that the activations in the case of the *Conv_CAMs* extend to the non-speaker face as well, while the *LSTM_CAMs* can rectify the activations to concentrate just on the active speaker.

2) Non-speech events: In this scenario, we present the CAMs for the set of non-speech events and observed that the *Conv_CAMs* are concentrating on the only face visible in the frames while the *LSTM_CAMs* can correct the undesired activations.

It can be inferred that the group of 3D convolutional layers is selecting the available faces in the frames and the stacked LSTMs, as they can observe a longer context, are narrowing down to selecting the active speakers.

4 Audio-visual voice activity detection

It has been shown that the audio-based voice activity systems are sensitive to the types of noise and the system performance degrades drastically when presented with non-stationary or unknown noise[14]. Researchers have suggested using visual modality as complementary information in the form of facial region representations. As established, in sec: 3.3, the learned crossmodal embeddings pay special attention to active speakers without any explicit information pertain-

ing to the facial region or even the presence of a face, we explore the applicability of the crossmodal embeddings for localizing audio speech event.

4.1 Problem setup and implementation details

In the work [11], the authors report state-of-the-art performance for an audio-based voice activity detection system for the challenging application domain of movies (due to the rich variety, heterogeneity and variability in the content). We use their trained model (publicly available) to obtain relevant audio embeddings and the proposed crossmodal embeddings to build a late-fusion system for audio-visual VAD. Since the crossmodal embeddings are limited by a least count in the temporal domain and the embeddings provided by [11] are for a smallest window of 0.64 sec, we setup our VAD task on a segment level (of 0.64sec), rather than the frame level (10ms).

Network architecture: We train a *merge* network, to obtain the fused audio-visual representations from the pre-trained audio and visual models, in association with a Bi-LSTM, to provide a temporal context. The *merge* network constitutes two small units, with 2 fully-connected layers each, which observes the audio embeddings, obtained from [11], and the crossmodal embeddings, respectively. The outputs from the 2 units are concatenated and passed to a Bi-LSTM as an input. The *merge* network is shared across all the segments, of duration t -seconds each, and the Bi-LSTM observes n such consecutive segments at once. The output from each node of BiLSTM is then passed to a binary classification layer which is shared among all the n segments, thus predicting the output score at the segment level. The detailed architecture is shown in the figure 5

As mentioned, the audio representations provided by [11] correspond to a 0.64 sec window and the crossmodal embeddings obtained from the proposed system has a limitation to the smallest window of 1sec. To align the embeddings from two different systems in the temporal domain, we use overlapping 1 sec windows for the crossmodal system such that the center timestamp of each 1sec window from the visual modality lines up with the corresponding audio window of 0.64 sec. We train the system on a set of 96 Hollywood movies for which the voice activity labels are obtained using the movie subtitles, gently aligned with audio, as mentioned in [11].

4.2 Performance evaluation

We validate the VAD performance on 2 different datasets, no part of which has been seen by either network (audio network or crossmodal network). One is a set consisting of videos from TV shows released in 2018, (*TV_2018*), for which the ground truth is obtained using the subtitles, gently aligned with audio. Since we restrict to the parts of the videos for which the subtitles are aligned with audio with a high enough confidence, the dataset *TV_2018* is dominated with clean speech. The other dataset we considered is the *AVA*, introduced by [10] which

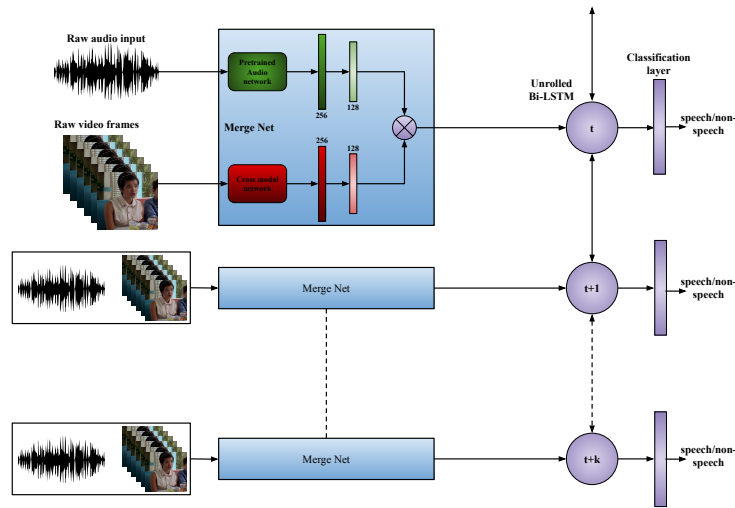


Fig. 5. The late fusion architecture for audio-visual VAD.

consists of 15 minute video clips from 160 movies manually annotated for VAD. The AVA dataset is broader in the sense it consists of 3 different scenarios, clean speech, speech with music and speech with noise. In figure 6, we present the performance of the AV-system on both the datasets, including the three parts of the AVA dataset separately. Because of the cross-modal setup, we are limited to segment level classification, and our results are not directly comparable to the ones reported by [11,10]. However, to bring a rough context, [11] reported the TPR of 0.983, 0.939, 0.917, 0.945, respectively, for *AVA_CLEAN*, *AVA_NOISE*, *AVA_MUSIC*, *AVA_all* at a constant FPR of 0.315. The performance of the AV system, shown in the ROC, is comparable.

To further analyze the importance of the crossmodal embeddings in the AV-VAD system, we perform an ablation study where we remove the visual modality from the network 4.1 and retrain it to optimize using just the audio modality. In table 1, we compare the number of cases for which the audio-visual model detects speech events correctly while audio-only model fails and vice-versa, across all the test datasets. The number of cases where the AV model outperforms the audio-only model is observed to be generally higher. This is especially the case among the speech segments with music and noise, where the difference is more pronounced, which can be credited to the ability of the crossmodal embeddings to localize active speakers in the video.

5 Active speaker localization

It has been qualitatively established, in sec 3.3, that the learned crossmodal embeddings concentrate on active speakers in the video frames. Now we quantitatively evaluate the ability of the crossmodal embeddings for localizing an

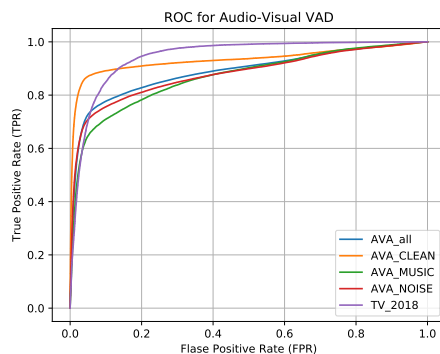


Fig. 6. Receiver-Operating Characteristic (ROC) for Audio-Visual VAD performance for different datasets.

Table 1. Quantitative comparison showing the precedence of Audio-Visual (AV) model over Audio-only (A) model for speech events.

Datasets	Number of samples	No(%) of samples:	
		AV pred: Speech A pred: Non-speech	AV pred: Non-speech A pred: Speech
TV shows (2018)	18664	1291 (6.9%)	19 (0.1%)
AVA-speech	111437	9636 (8.6%)	175 (0.1%)
AVA (clean_speech)	30372	1919 (6.3%)	33 (0.1%)
AVA (speech + music)	29372	2898 (9.8%)	54 (0.1%)
AVA (speech + noise)	53996	5023 (9.3%)	89 (0.1%)

active speaker in visual frames. For evaluation, we frame the problem as active-speaker detection rather than active-speaker localization. Recent work by [17] has proposed an end-to-end audio-visual framework for active speaker detection and reported the state-of-the-art performance. They introduced a dataset, *AVA-Active Speaker*, which consists of 15 minute video clips from movies along with the detected face-tracks, which are annotated for speaker presence, frame-wise.

5.1 Problem setup

For the task of active speaker detection in visual frames, we formulate the problem in two ways:

Frame-wise: For each visual frame, associated with the audio speech event, we define an active speaker as the face present on the visual frame is the source of the speech at the particular timestamp. It is possible to have no active speaker for some speech events in the case of background speakers. Formally, for a given face track,

$$T_k : \{b_1, b_2, \dots, b_n\} \quad (5)$$

where b_i is the bounding box in the visual frame f_i . The active speaker detection problem can be stated as binary classification of b_i where $b_i \rightarrow 1$ indicates the

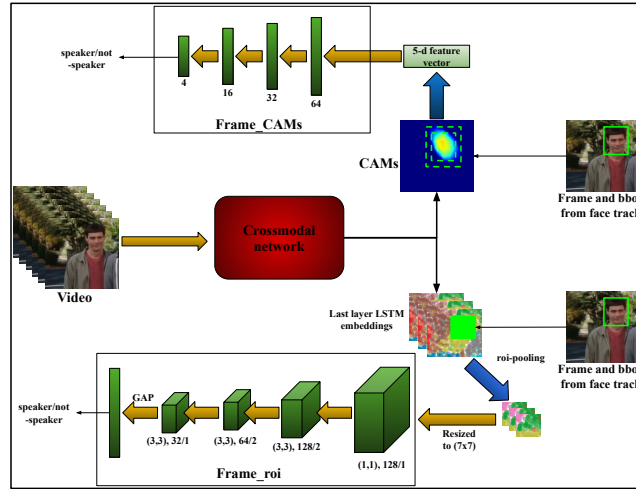


Fig. 7. Architecture for frame-wise active-speaker classification network.

presence of active speaker in b_i while $b_i \rightarrow 0$ indicates otherwise.

Track-wise: For a face track, it is said to have an active speaker if the associated face is a source of speech at any point in time during the track. Formally, a face-track T_k has an active speaker if any of the $b_i \rightarrow 1$.

5.2 Network architecture and performance evaluation

Frame-wise: For a given video we extract the last LSTM layer representations and the associated class activation maps for the positive class. We propose to use the LSTM embeddings and CAMs for frame wise-active speaker classification in two separate ways:

i) *Frame CAMs:* For a given bounding box, from a face track, we compute the average activations in the CAMs linked to the box and another concentric box with same spatial resolution but 2 times the area of the box. Along with the location of the box (x, y) and the area, we compute a $5d$ vector representation of the box. Using the obtained $5d$ vector as input and the corresponding active-speaker label as output, we train a classifier consisting of 5 fully-connected layers as shown in figure 7

ii) *Frame ROI:* We pool the region of interest, associated with the given bounding box, from the last LSTM layer embeddings. The resized embeddings, (7×7) , and the corresponding active speaker label is used as input-output pair for training a 5-layered convolutional network as presented in 7.

Track-wise: We compute average class activations, in the similar manner as *Frame CAMS*, for all the boxes associated with the given face-track. For a track level representation we compute a histogram of the average activations, along with the average location and the average area of the boxes. We use 16 bins each

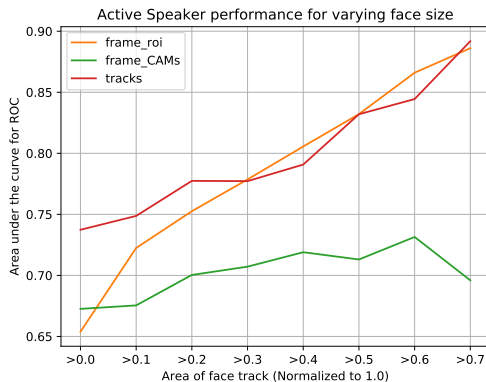


Fig. 8. Active speaker performance for various scenarios.

for the 2 histograms (box and 2xbox), thus giving a 35-dimensional representation for the track. We then train an SVM, with *rbf* kernel to classify the face track into having an active speaker or not.

Table 2. The area under the ROC curve for active speaker detection among different models.

Model	Frame ROI	Frame CAMs	Track-wise	AVA [17]
AUC	0.65	0.67	0.74	0.82

Evaluations: We use the training and test splits as provided by the AVA-active speaker dataset. We report the area under the ROC curve as suggested by [17]. Table 2 presents the performance for the task for various models. The lower performance against [17] can be primarily attributed to the differences in system setups. Firstly, the network presented in [17] is end-to-end optimized for the task of active speaker detection given the face tracks and has been trained on the AVA dataset. While on the other hand, our crossmodal network has *not* seen the AVA dataset anytime. Furthermore, we use very low-level features, which were not trained for this particular objective. Secondly, the network output by the crossmodal system is low in spatial resolution (12×23 to be precise), thus features obtained using ROI pooling and average CAMs have limited information for small face-tracks. To validate this limitation we plot the performance of the models against the face sizes (area of the face track box), in figure 8. It can be observed that the performance of the crossmodal network derived models improves with the faces with high resolution.



Fig. 9. Class Activation Maps for speech events in animated content.

5.3 Discussion

Detection vs localization: In the sec: 5.2, we validated the performance of the crossmodal embeddings derived features for active speaker detection, given a face track. Using very low-level features, 5-d heuristically driven CAMs features or histogram of CAMs, the system performed reasonably, which validates that the CAMs from the crossmodal network alone have enough information to act as active speaker localizer, without given any face tracks or some other face derived information. The CAMs derived features are not restricted by the limitations of the face detectors and tracking systems. It can even work with faces in extreme poses where face detectors fail. Since there is no way to evaluate the localization performance other than human verification, which is expensive, we are not able to quantify it.

Another advantage of using CAMs as a standalone system for active speaker localization is that it requires no form of manual annotation to train. As the only requirement for the crossmodal training are the VAD labels, which can be obtained using the proposed AV-VAD [ref:4], it can adapt to any given video. One of the applications for an easily adaptable system is, extending to out of domain videos, such as animated content, as in figure 9.

6 Conclusions

In this work, we presented a method for learning visual embeddings that have implicit information about audio speech events, using a crossmodal task. We established, with experimental validation, that the learned embeddings attend to the active speaker in the visual frames. The system is limited by the least count on the video length. Since it also provides state-of-the-art performance for AV-VAD, the system is self-contained in the sense that it requires no manual annotations, but coarse VAD labels for training thus can be adapted to any new dataset. One of the immediate future directions of research is to extend the learned embeddings for the challenging task of audio-visual diarization. Another direction can be to analyze media content in the context to who is talking to whom and when.

References

1. Klemen, J., Chambers, C.D.: Current perspectives and methods in studying neural mechanisms of multisensory interactions. *Neuroscience & Biobehavioral Reviews* (2012) 111–133
2. Shams, L., Kim, R.: Crossmodal influences on visual perception. *Physics of life reviews* (2010) 269–284
3. Schmiedchen, K., Freigang, C., Nitsche, I., RübSamen, R.: Crossmodal interactions and multisensory integration in the perception of audio-visual motion a free-field study. *Brain research* (2012) 99–111
4. Arandjelovic, R., Zisserman, A.: Look, listen and learn. In: *Proceedings of the IEEE International Conference on Computer Vision*. (2017) 609–617
5. Arandjelovic, R., Zisserman, A.: Objects that sound. In: *Proceedings of the European Conference on Computer Vision (ECCV)*. (2018) 435–451
6. Owens, A., Efros, A.A.: Audio-visual scene analysis with self-supervised multisensory features. In: *Proceedings of the European Conference on Computer Vision (ECCV)*. (2018) 631–648
7. Zhao, H., Gan, C., Rouditchenko, A., Vondrick, C., McDermott, J., Torralba, A.: The sound of pixels. In: *Proceedings of the European Conference on Computer Vision (ECCV)*. (2018) 570–586
8. Somandepalli, K., Martinez, V., Kumar, N., Narayanan, S.: Multimodal representation of advertisements using segment-level autoencoders. In: *Proceedings of the 20th ACM International Conference on Multimodal Interaction*. (2018) 418–422
9. Sharma, R., Somandepalli, K., Narayanan, S.: Toward visual voice activity detection for unconstrained videos. In: *2019 IEEE International Conference on Image Processing (ICIP), IEEE* (2019) 2991–2995
10. Chaudhuri, S., Roth, J., Ellis, D.P., Gallagher, A., Kaver, L., Marvin, R., Pantofaru, C., Reale, N., Reid, L.G., Wilson, K., et al.: Ava-speech: A densely labeled dataset of speech activity in movies. *arXiv preprint arXiv:1808.00606* (2018)
11. Hebbar, R., Somandepalli, K., Narayanan, S.: Robust speech activity detection in movie audio: Data resources and experimental evaluation. In: *ICASSP 2019-2019 IEEE International Conference on Acoustics, Speech and Signal Processing (ICASSP), IEEE* (2019) 4105–4109
12. Liu, P., Wang, Z.: Voice activity detection using visual information. In: *Acoustics, Speech, and Signal Processing, 2004. Proceedings.(ICASSP'04). IEEE International Conference on. Volume 1., IEEE* (2004) I–609
13. Navarathna, R., Dean, D., Sridharan, S., Fookes, C., Lucey, P.: Visual voice activity detection using frontal versus profile views. In: *Digital Image Computing Techniques and Applications (DICTA), 2011 International Conference on, IEEE* (2011) 134–139
14. Tao, F., Busso, C.: Bimodal recurrent neural network for audiovisual voice activity detection. In: *Proc. Annu. Conf. Int. Speech Commun. Assoc.* (2017) 1938–1942
15. Everingham, M., Sivic, J., Zisserman, A.: Hello! my name is... buffy?—automatic naming of characters in tv video. In: *BMVC. Volume 2.* (2006) 6
16. Chakravarty, P., Mirzaei, S., Tuytelaars, T., Van hamme, H.: Who’s speaking? audio-supervised classification of active speakers in video. In: *Proceedings of the 2015 ACM on International Conference on Multimodal Interaction*. (2015) 87–90
17. Roth, J., Chaudhuri, S., Klejch, O., Marvin, R., Gallagher, A., Kaver, L., Ramaswamy, S., Stopczynski, A., Schmid, C., Xi, Z., et al.: Ava-activespeaker: An audio-visual dataset for active speaker detection. *arXiv preprint arXiv:1901.01342* (2019)

18. Hermans, M., Schrauwen, B.: Training and analysing deep recurrent neural networks. In: Advances in neural information processing systems. (2013) 190–198
19. Patrona, F., Iosifidis, A., Tefas, A., Nikolaidis, N., Pitas, I.: Visual voice activity detection in the wild. *IEEE Transactions on Multimedia* **18**(6) (2016) 967–977
20. Selvaraju, R.R., Cogswell, M., Das, A., Vedantam, R., Parikh, D., Batra, D.: Grad-cam: Visual explanations from deep networks via gradient-based localization. In: 2017 IEEE International Conference on Computer Vision (ICCV). (Oct 2017) 618–626
21. Gemmeke, J.F., Ellis, D.P.W., Freedman, D., Jansen, A., Lawrence, W., Moore, R.C., Plakal, M., Ritter, M.: Audio set: An ontology and human-labeled dataset for audio events. In: Proc. IEEE ICASSP 2017, New Orleans, LA (2017)