

Cross-Modal Food Retrieval: Learning a Joint Embedding of Food Images and Recipes with Semantic Consistency and Attention Mechanism

Hao Wang^{b,*} Doyen Sahoo^{‡,*} Chenghao Liu[†] Ke Shu[†] Palakorn Achananuparp[†]
Ee-peng Lim[†] Steven C. H. Hoi^{†,‡}

^bNanyang Technological University [†]Singapore Management University [‡]Salesforce Research Asia
hao005@e.ntu.edu.sg dsahoo@salesforce.com {chliu, keshu, palakorna, eplim, chhoi}@smu.edu.sg

Abstract

Cross-modal food retrieval is an important task to perform analysis of food-related information, such as food images and cooking recipes. The goal is to learn an embedding of images and recipes in a common feature space, so that precise matching can be realized. Compared with existing cross-modal retrieval approaches, two major challenges in this specific problem are: 1) the large intra-class variance across cross-modal food data; and 2) the difficulties in obtaining discriminative recipe representations. To address these problems, we propose Semantic-Consistent and Attention-based Networks (SCAN), which regularize the embeddings of the two modalities by aligning output semantic probabilities. In addition, we exploit self-attention mechanism to improve the embedding of recipes. We evaluate the performance of the proposed method on the large-scale Recipe1M dataset, and the result shows that it outperforms the state-of-the-art.

1. Introduction

In recent years, cross-modal retrieval has drawn much attention with the rapid growth of multimodal data. In this paper we address the problem of cross-modal food retrieval based on large-amount of heterogeneous food dataset [17], i.e. take cooking recipes (ingredients & cooking instructions) as the query to retrieve the food images, and vice versa. There have been many works [17, 2, 20] on cross-modal food retrieval. Despite those efforts, cross-modal food retrieval remains challenging mainly due to the following two reasons: 1) the large intra-class variance across food data pairs; and 2) the difficulties of obtaining discriminative recipe representation.

In cross-modal food data, given a recipe, we have many food images that are cooked by different chefs. Besides, the images from different recipes can look very similar be-

cause they have similar ingredients. Hence, the data representation from the same food can be different, but different food may have similar data representations. This leads to large intra-class variance but small inter-class variance in food data. Existing studies [2, 5, 4] only addressed the small inter-class variance problem by utilizing triplet loss to measure the similarities among cross-modal data. Specifically, the objective of this triplet loss is to make inter-class feature distance larger than intra-class feature distance by a predefined margin [6]. Therefore, cross-modal instances from the same class may form a loose cluster with large average intra-class distance. As a consequence, it eventually results in less-than-optimal ranking, i.e., irrelevant images are closer to the queried recipe than relevant images. See Figure 1 for an example.

Besides, many recipes share common ingredients in different food. For instance *fruit salad* has ingredients of *apple*, *orange* and *sugar* etc., where *apple* and *orange* are the main ingredients, while *sugar* is one of the ingredients in many other foods. If the embeddings of ingredients are treated equally during training, the features learned by the model may not be discriminative enough. The cooking instructions crawled from cooking websites tend to be noisy, some instructions turn out irrelevant to cooking e.g. 'Enjoy!', which convey no information for cooking instruction features but degrade the performance of cross-modal retrieval task. In order to find the attended ingredients, Chen et al. [4] apply a two-layer deep attention mechanism, which learns joint features by locating the visual food regions that correspond to ingredients. However, this method relies on high-quality food images and essentially increases the computational complexity.

To resolve those issues, we propose a novel unified framework of Semantic-Consistent and Attention-Based Network (SCAN) to improve the cross-modal food retrieval performance. The pipeline of the framework is shown in Figure 2. To reduce the intra-class variance, we introduce a semantic consistency loss, which imposes Kullback-Leibler (KL) Divergence to minimize the distance between the out-

*Work done in Singapore Management University

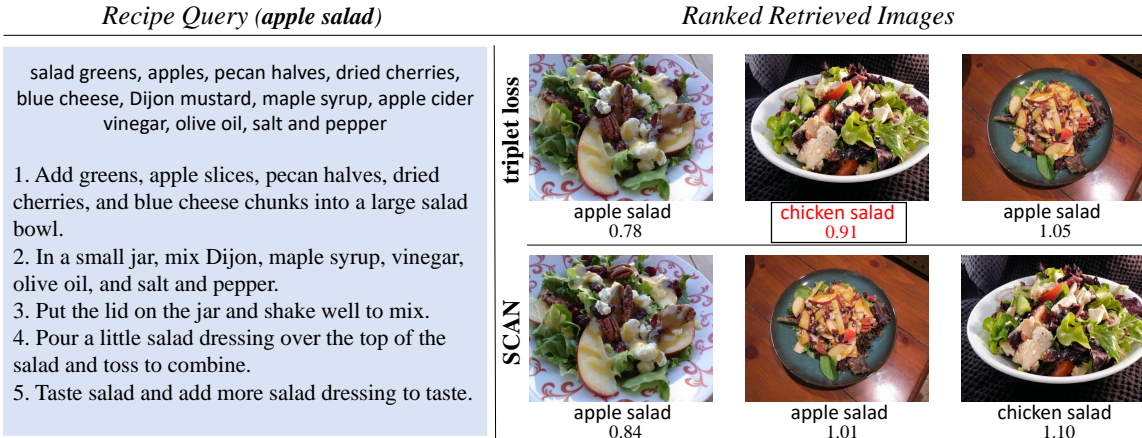


Figure 1. **Recipe-to-image retrieval ranked results:** Take an *apple salad* recipe as the query, which contains ingredients and cooking instructions, we show the retrieval results based on **Euclidean distance** (as the numbers indicated in the figure) for 3 different food images with large intra-class variance and small inter-class variance, i.e. images of *apple salad* have different looks, while *chicken salad* image is more similar to *apple salad*. We rank the retrieved results of using (i) vanilla triplet loss; and (ii) our proposed SCAN model. It shows vanilla triplet loss outputs a wrong ranking order, while SCAN can provide more precise ranking results.

put semantic probabilities of paired image and recipe. In order to obtain discriminative recipe representations, we combine self-attention mechanism [19] with LSTM to find the key ingredients and cooking instructions for each recipe. Without requiring food images or adding extra layers, we can learn better discriminative recipe embeddings, compared to that trained with plain LSTM.

Our work makes two major contributions as follows:

- We introduce a semantic consistency loss to cross-modal food retrieval task and the result shows that it can align cross-modal matching pairs and reduce the intra-class variance of food data representations.
- We integrate self-attention mechanism with LSTM, and learn discriminative recipe features without requiring the food images. It is useful to discriminate samples of similar recipes.

We perform an extensive experimental analysis on Recipe1M, which is the largest cross-modal food dataset and available in public. We find that our proposed cross-modal food retrieval approach SCAN outperforms state-of-the-art methods. Finally, we show some visualizations of the retrieved results.

2. Related Work

Our work is closely related to cross-modal retrieval. Canonical Correlation Analysis (CCA) [12] is a representative work in cross-modal data representation learning, it utilizes global alignment to allow the mapping of different

modalities which are semantically similar to be close in the common space. Many recent works [18, 7] utilize deep architectures for cross-modal retrieval, which have the advantage of capturing complex non-linear cross-modal correlations. With the advent of generative adversarial networks (GANs) [9], which is helpful in modeling the data distributions, some adversarial training methods [20, 8] are frequently used for modality fusion.

For cross-modal food retrieval, [3, 16] are early works in cross-modal food retrieval. [3] uses vanilla attention mechanism with extra learnable layers, and only test their model in a small-scale dataset. [16] utilize a multi-modal Deep Boltzmann Machine for recipe-image retrieval.

[4, 5] both integrate attention mechanism into cross-modal retrieval, [4] introduce a stacked attention network (SAN) to learn joint space from images and recipes for cross-modal retrieval. Consequently, [5] make full use of the ingredient, cooking instruction and title (category label) information of Recipe1M, and concatenate the three types of features above to construct the recipe embeddings. Compared with the self-attention mechanism we adopt in our model, the above two works increase the computational complexity by depending on the food images or adding some extra learnable layers and weights.

In order to have a better regularization on the shared representation space learning, some researchers incorporate the semantic labels with the joint training. [17] develop a hybrid neural network architecture with a cosine embedding loss for retrieval learning and an auxiliary cross-entropy loss for classification, so that a joint common space for im-

age and recipe embeddings can be learned for cross-modal retrieval. [2] is an extended version of [17], by providing a double-triplet strategy to express both the retrieval loss and the classification loss. [20] preserve the semantic information on the learned cross-modal features with generative approaches. Here we include the KL loss into the training, and preserve well the semantic information across image-recipe pairs. We also adopt the self-attention mechanism for discriminative feature representations and achieve better performance.

3. Proposed Methods

In this section, we introduce our proposed model, where we utilize food image-recipe paired data to learn cross-modal embeddings as shown in Figure 2.

3.1. Overview

We formulate the proposed cross-modal food retrieval with three networks, i.e. one convolutional neural network (CNN) for food image embeddings, and two LSTMs to encode ingredients and cooking instructions respectively. The food image representations I can be obtained from the output of CNN directly, while the recipe representations R come from the concatenation of the ingredient features $f_{ingredient}$ and instruction features $f_{instruction}$. Specifically, for obtaining discriminative ingredient and instruction embeddings, we integrate the self-attention mechanism [19] into the LSTM embedding. Triplet loss is used as the main loss function L_{Ret} to map cross-modal data to the common space, and semantic consistency loss L_{SC} is utilized to align cross-modal matching pairs for retrieval task, reducing the intra-class variance of food data. The overall objective function of the proposed SCAN is given as:

$$L = L_{Ret} + \lambda L_{SC}, \quad (1)$$

3.2. Recipe Embedding

We use two LSTMs to get ingredient and instruction representations $f_{ingredient}$, $f_{instruction}$, concatenate them and pass through a fully-connected layer to give a 1024-dimensional feature vector, as the recipe representation R .

3.2.1 Ingredient Representation Learning

Instead of word-level word2vec representations, ingredient-level word2vec representations are used in ingredient embedding. To be specific, *ground ginger* is regarded as a single word vector, instead of two separate word vectors of *ground* and *ginger*.

We integrate self-attention mechanism with LSTM output to construct recipe embeddings. The purpose of applying self-attention model lies in assigning higher weights to

main ingredients for different food items, making the attended ingredients contribute more to the ingredient embedding, while reducing the effect of common ingredients.

Given an ingredient input $\{z_1, z_2, \dots, z_n\}$, we first encode it with pretrained embeddings from word2vec algorithm to obtain the ingredient representation Z_t . Then $\{Z_1, Z_2, \dots, Z_n\}$ will be fed into the one-layer bidirectional LSTM as a sequence step by step. For each step t , the recurrent network takes in the ingredient vector Z_t and the output of previous step h_{t-1} as the input, and produces the current step output h_t by a non-linear transformation, as follow:

$$h_t = \tanh(\mathbf{W}Z_t + \mathbf{U}h_{t-1} + b), \quad (2)$$

The bidirectional LSTM consists of a forward hidden state \vec{h}_t which processes ingredients from Z_1 to Z_n and a backward hidden state \overleftarrow{h}_t which processes ingredients from Z_n to Z_1 . We obtain the representation h_t of each ingredient z_t by concatenating \vec{h}_t and \overleftarrow{h}_t , i.e. $h_t = [\vec{h}_t, \overleftarrow{h}_t]$, so that the representation of the ingredient list of each food item is $H = \{h_1, h_2, \dots, h_n\}$.

We further measure the importance of ingredients in the recipe with the self-attention mechanism which has been studied in Transformer [19], where the input comes from queries Q and keys K of dimension d_k , and values V of dimension d_v (the definition of Q , K and V can be referred in [19]), we compute the attention output as:

$$\text{Attention}(Q, K, V) = \text{softmax}\left(\frac{QK^T}{\sqrt{d_k}}\right)V, \quad (3)$$

Different from the earlier attention-based methods [5], we use self-attention mechanism where all of the keys, values and queries come from the same ingredient representation H . Therefore, the computational complexity is reduced since it is not necessary to add extra layers to train attention weights. The ingredient attention output H_{attn} can be formulated as:

$$\begin{aligned} H_{attn} &= \text{Attention}(H, H, H) \\ &= \text{softmax}\left(\frac{HH^T}{\sqrt{d_h}}\right)H, \end{aligned} \quad (4)$$

where d_h is the dimension of H . In order to enable unimpeded information flow for recipe embedding, skip connections are used in the attention model. Layer normalization [1] is also used since it is effective in stabilizing the hidden state dynamics in recurrent network. The final ingredient representation $f_{ingredient}$ is generated from summation of H and H_{attn} , which can be defined as:

$$f_{ingredient} = \text{LayerNorm}(H_{attn} + H), \quad (5)$$

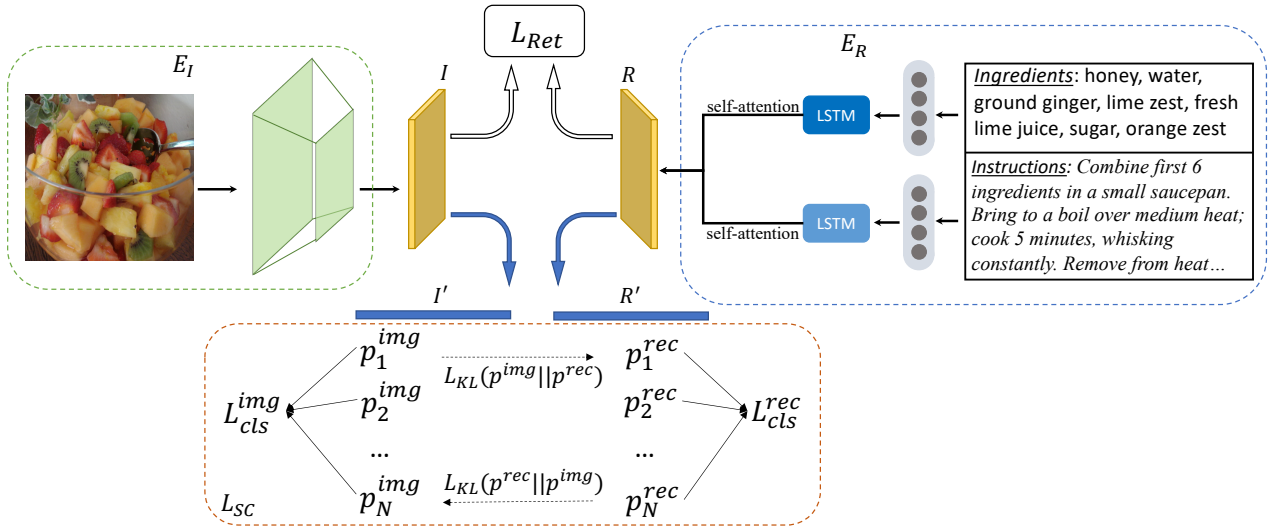


Figure 2. Our proposed framework for cross-modal retrieval task. We have two branches to encode food images and recipes respectively. One embedding function E_I is designed to extract food image representations I , where a CNN is used. The other embedding function E_R is composed of two LSTMs with self-attention mechanism, designed for obtaining discriminative recipe representations R . I and R are fed into retrieval loss (triplet loss) L_{Ret} to do cross-modal retrieval learning. We add another FC transformation on I and R with the output dimensionality as the number of food categories, to obtain the semantic probabilities p^{img} and p^{rec} , where we utilize semantic consistency loss L_{SC} to correlate food image and recipe data.

3.2.2 Instruction Representation Learning

Considering that cooking instructions are composed of a sequence of variable-form and lengthy sentences, we compute the instruction embedding with a two-stage LSTM model. For the first stage, we apply the same approach as [17] to obtain the representations of each instruction sentence, in which it uses skip-instructions [17] with the technique of skip-thoughts [14].

The next stage is similar to the ingredient representation learning. We feed the pre-computed fixed-length instruction sentence representation into the LSTM model to generate the hidden representation of each cooking instruction sentence. Based on that, we can obtain the self-attention representation. The final instruction feature $f_{instruction}$ is generated from the layer normalization function on the previous two representations, as we formulate in the last section. By doing so, we are able to find the key sentences in cooking instruction. Some visualizations on attended ingredients and cooking instructions can be found in Section 4.7.

3.3. Image Embedding

We use ResNet-50 [10] pretrained on ImageNet to encode food images. We empirically remove the last layer, which is used for ImageNet classification, and add an extra FC layer to obtain the final food image features I . The dimension of features I is 1024.

3.4. Cross-modal Food Retrieval Learning

Triplet loss is utilized to do retrieval learning, the objective function is:

$$L_{Ret} = \sum_V [d(I_a, R_p) - d(I_a, R_n) + \alpha]_+ + \sum_R [d(R_a, I_p) - d(R_a, I_n) + \alpha]_+, \quad (6)$$

where $d(\bullet)$ is the Euclidean distance, subscripts a, p and n refer to anchor, positive and negative samples respectively and α is the margin. To improve the effectiveness of training, we adopt the *BatchHard* idea proposed in [11]. Specifically in a mini-batch, given an anchor sample, we simply select the most distant positive instance and the closest negative instance, to construct the triplet.

3.5. Semantic Consistency

Given the pairs of food image and recipe representations I, R , we first transform I and R into I' and R' for classification with an extra FC layer. The dimension of the output is same as the number of categories N . The probabilities of food category i can be computed by a softmax activation as:

$$p_i^{img} = \frac{\exp(I'_i)}{\sum_{i=1}^N \exp(I'_i)}, \quad (7)$$

$$p_i^{rec} = \frac{\exp(R'_i)}{\sum_{i=1}^N \exp(R'_i)}, \quad (8)$$

where N represents the total number of food categories, and it is also the dimension of I' and R' . Given $i \in \{1, 2, \dots, N\}$, with the probabilities of p_i^{img} and p_i^{rec} for each food category, the predicted label l^{img} and l^{rec} can be obtained. We formulate the classification (cross-entropy) loss as $L_{cls}(p^{img}, p^{rec}, c^{img}, c^{rec})$, where c^{img}, c^{rec} are the ground-truth class label for food image and recipe respectively.

In the previous work [17], $L_{cls}(p^{img}, p^{rec}, c^{img}, c^{rec})$ consists of L_{cls}^{img} and L_{cls}^{rec} , which are treated as two independent classifiers, focusing on the regularization on the embeddings from food images and recipes separately. However, food image and recipe embeddings come from heterogeneous modalities, the output probabilities of each category can be significantly different. As a result, the distance of intra-class features remains large. To improve image-recipe matching and make the probabilities predicted by different classifiers consistent, we minimize Kullback-Leibler (KL) Divergence between the probabilities p_i^{img} and p_i^{rec} of paired cross-modal data, which can be formulated as:

$$L_{KL}(p^{img} \| p^{rec}) = \sum_{i=1}^N p_i^{img} \log \frac{p_i^{img}}{p_i^{rec}}, \quad (9)$$

$$L_{KL}(p^{rec} \| p^{img}) = \sum_{i=1}^N p_i^{rec} \log \frac{p_i^{rec}}{p_i^{img}}, \quad (10)$$

The overall semantic consistency loss L_{SC} is defined as:

$$L_{SC} = \{(L_{cls}^{img} + L_{KL}(p^{rec} \| p^{img})) + (L_{cls}^{rec} + L_{KL}(p^{img} \| p^{rec}))\} / 2. \quad (11)$$

4. Experiments

4.1. Dataset

We conduct extensive experiments to evaluate the performance of our proposed methods in Recipe1M dataset [17], the largest cooking dataset with recipe and food image pairs available to the public. Recipe1M was scraped from over 24 popular cooking websites and it not only contains the image-recipe paired labels but also more than half amount of the food data with semantic category labels extracted from food titles on the websites. The category labels provide semantic information for cross-modal retrieval task, making it fit in our proposed method well. The paired labels and category labels construct the hierarchical relationships among the food. One food category (e.g. *fruit salads*) may contain hundreds of different food pairs, since there are a number of recipes of different *fruit salads*.

We perform cross-modal the food retrieval task based on food data pairs, i.e. when we take the recipes as the query to do retrieval, the ground truth will be the food images in food data pairs, and vice versa. We use the original Recipe1M data split [17], containing 238,999 image-recipe pairs for training, 51,119 and 51,303 pairs for validation and test, respectively. In total, the dataset has 1,047 categories.

4.2. Evaluation Protocol

We evaluate our proposed model with the same metrics used in prior works [17, 5, 2, 20]. To be specific, median retrieval rank (MedR) and recall at top K (R@K) are used. MedR measures the median rank position among where true positives are returned. Therefore, higher performance comes with a lower MedR score. Given a food image, R@K calculates the fraction of times that the correct recipe is found within the top-K retrieved candidates, and vice versa. Different from MedR, the performance is directly proportional to the score of R@K. In the test phase, we first sample 10 different subsets of 1,000 pairs (1k setup), and 10 different subsets of 10,000 (10k setup) pairs. It is the same setting as in [17]. We then consider each item from food image modality in subset as a query, and rank samples from recipe modality according to L2 distance between the embedding of image and that of recipe, which is served as image-to-recipe retrieval, and vice versa for recipe-to-image retrieval.

4.3. Implementation Details

We set the trade-off parameter λ in Eq. (1) based on empirical observations, where we tried a range of values and evaluated the performance on the validation set. We set the λ as 0.05. The model was trained using Adam optimizer [13] with the batch size of 64 in all our experiments. The initial learning rate is set as 0.0001, and the learning rate decreases 0.1 in the 30th epoch. Note that we update the two sub-networks, i.e. image encoder E_I and recipe encoder E_R , alternatively. It only takes 40 epochs to get the best performance with our proposed methods, while [17] requires 220 epochs to converge. Our training records can be viewed in Figure 3. We do our experiments on a single Tesla V100 GPU, which costs about 16 hours to finish the training.

4.4. Baselines

We compare the performance of our proposed methods with several state-of-the-art baselines, and the results are shown in Table 1.

CCA [12]: Canonical Correlation Analysis (CCA) is one of the most widely-used classic models for learning a common embedding from different feature spaces. CCA learns two linear projections for mapping text and image features to a common space that maximizes their feature correlation.

Table 1. **Main Results.** Evaluation of the performance of our proposed method compared against the baselines. The models are evaluated on the basis of MedR (lower is better), and R@K (higher is better).

Size of Test Set	Image-to-Recipe Retrieval				Recipe-to-Image Retrieval				
	Methods	medR ↓	R@1 ↑	R@5 ↑	R@10 ↑	medR ↓	R@1 ↑	R@5 ↑	R@10 ↑
1k	CCA [12]	15.7	14.0	32.0	43.0	24.8	9.0	24.0	35.0
	SAN [4]	16.1	12.5	31.1	42.3	-	-	-	-
	JE [17]	5.2	24.0	51.0	65.0	5.1	25.0	52.0	65.0
	AM [5]	4.6	25.6	53.7	66.9	4.6	25.7	53.9	67.1
	AdaMine [2]	1.0	39.8	69.0	77.4	1.0	40.2	68.1	78.7
	ACME [20]	1.0	51.8	80.2	87.5	1.0	52.8	80.2	87.6
	SCAN (Ours)	1.0	54.0	81.7	88.8	1.0	54.9	81.9	89.0
10k	JE [17]	41.9	-	-	-	39.2	-	-	-
	AM [5]	39.8	7.2	19.2	27.6	38.1	7.0	19.4	27.8
	AdaMine [2]	13.2	14.9	35.3	45.2	12.2	14.8	34.6	46.1
	ACME [20]	6.7	22.9	46.8	57.9	6.0	24.4	47.9	59.0
	SCAN (Ours)	5.9	23.7	49.3	60.6	5.1	25.3	50.6	61.6

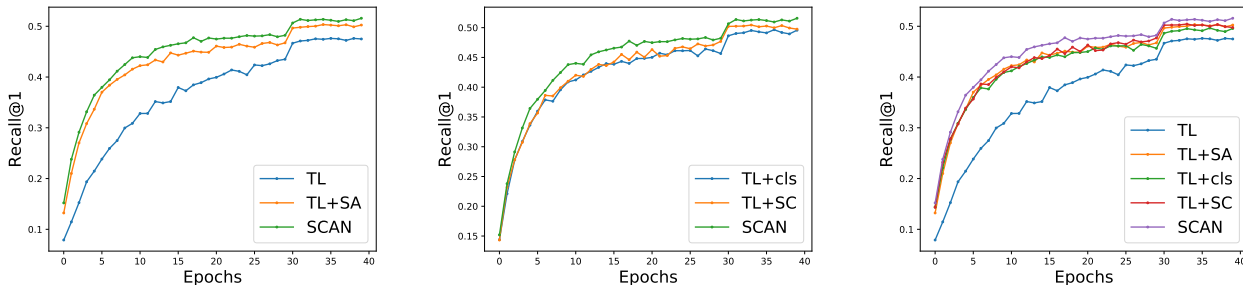


Figure 3. The training records of our proposed model SCAN and each component of SCAN.

SAN [4]: Stacked Attention Network (SAN) considers ingredients only (and ignores recipe instructions), and learns the feature space between ingredient and image features via a two-layer deep attention mechanism.

JE [17]: They [17] use pairwise cosine embedding loss to find a joint embedding (JE) between the different modalities. To impose regularization, they add classifiers to the cross-modal embeddings which predict the category of a given food data.

AM [5]: Attention mechanism (AM) over the recipe is adopted in [5], applied at different parts of a recipe (title, ingredients and instructions). They use an extra transformation matrix and context vector in the attention model.

AdaMine [2]: A double triplet loss is used, where triplet loss is applied to both the joint embedding learning and the auxiliary classification task of categorizing the embedding into an appropriate category. They also integrate the adaptive learning schema (AdaMine) into the training phase, which performs an adaptive mining for significant triplets.

ACME [20]: Adversarial training methods are utilized in ACME for modality alignment, to make the feature dis-

Table 2. **Ablation Studies.** Evaluation of benefits of different components of the SCAN framework. The models are evaluated on the basis of MedR (lower is better), and R@K (higher is better).

L_{Ret}	Component	medR ↓	R@1 ↑	R@5 ↑	R@10 ↑
Triplet Loss	TL	2.0	47.5	76.2	85.1
	TL+SA	1.1	52.5	81.1	88.4
	TL+cls	1.7	48.5	78.0	85.5
	TL+SC	1.1	51.9	80.3	88.0
	SCAN	1.0	54.0	81.7	88.8

tributions from different modalities to be similar. In order to further preserve the semantic information in the cross-modal food data representation, Wang et al. introduce a translation consistency component.

In summary, our proposed model SCAN is lightweight and effective and outperforms all of earlier methods by a margin, as is shown in Table 1.

4.5. Ablation Studies

Extensive ablation studies are conducted to evaluate the effectiveness of each component of our proposed model.

Recipe Query		Retrieved Images (top 1)			
		SCAN	TL+SC	TL+SA	TL
	<p>butter, lemon juice, frozen whipped topping, brown sugar, strawberries, all - purpose flour, walnuts, white sugar</p> <ol style="list-style-type: none"> combine flour, nuts, and brown sugar. Add melted butter, tossing to combine the ingredients. Bake the crust at 350 degrees F (175 degrees C) for 15 minutes. Sprinkle 1/2 cups crust mixture in a 9x13 inch pan. Reserve the remaining crust mixture. Filling: In large bowl combine strawberries, sugar and lemon juice. 				
Remove strawberries	<p>butter, lemon juice, frozen whipped topping, brown sugar, strawberries, all - purpose flour, walnuts, white sugar</p> <ol style="list-style-type: none"> combine flour, nuts, and brown sugar. Add melted butter, tossing to combine the ingredients. Bake the crust at 350 degrees F (175 degrees C) for 15 minutes. Sprinkle 1/2 cups crust mixture in a 9x13 inch pan. Reserve the remaining crust mixture. Filling: In large bowl combine strawberries, sugar and lemon juice. 				
Remove walnuts	<p>butter, lemon juice, frozen whipped topping, brown sugar, strawberries, all - purpose flour, walnuts, white sugar</p> <ol style="list-style-type: none"> combine flour, nuts, and brown sugar. Add melted butter, tossing to combine the ingredients. Bake the crust at 350 degrees F (175 degrees C) for 15 minutes. Sprinkle 1/2 cups crust mixture in a 9x13 inch pan. Reserve the remaining crust mixture. Filling: In large bowl combine strawberries, sugar and lemon juice. 				

Figure 4. Recipe-to-image retrieval results in Recipe1M dataset. We give an original recipe query from *dessert*, and then remove different ingredients of *strawberries* and *walnuts* separately to construct new recipe queries. We show the retrieved results by SCAN and different components of our proposed model.

Table 2 illustrates the contributions of self-attention model (SA), semantic consistency loss (SC) and their combination on improving the image to recipe retrieval performance.

TL serves as a baseline for SA, which adopts the *Batch-Hard* [11] training strategy. We then add SA and SC incrementally, and significant improvements can be found in both of the two components. To be specific, integrating SA into TL helps improve the performance of the image-to-recipe retrieval more than 4% in R@1, illustrating the effectiveness of self-attention mechanism to learn discriminative recipe representations. The model trained with triplet loss and classification loss (cls) used in [17] is another baseline for SC. It shows that our proposed semantic consistency loss improves the performance in R@1 and R@10 by more than 2%, which suggests that reducing intra-class variance can be helpful in cross-modal retrieval task.

We show the training records in Figure 3, in the left figure, we can see that for the first 20 epochs, the performance gap between TL and TL+SA gets larger, while the performance of TL+cls and TL+SC keeps to be similar, which is shown in the middle figure. But for the last 20 training epochs, the performance of TL+SC improves significantly, which indicates that for those hard samples whose intra-variance can hardly be reduced by TL+cls, TL+SC

contributes further to the alignment of paired cross-modal data.

In conclusion, we observe that each of the proposed components improves the cross-modal embedding model, and the combination of those components yields better performance overall.

4.6. Recipe-to-Image Retrieval Results

We show three recipe-to-image retrieval results in Figure 4. In the top row, we select a recipe query *dessert* from Recipe1M dataset, which has the ground truth for retrieved food images. Images with the green box are the correctly retrieved ones, which come from the retrieved results by SCAN and TL+SA. But we can see that the model trained only with semantic consistency loss (TL+SC) has a reasonable retrieved result as well, which is relevant to the recipe query.

In the middle and bottom row, we remove some ingredients and the corresponding cooking instruction sentences in the recipe, and then construct the new recipe embeddings for the recipe-to-image retrieval. In the bottom row where we remove the *walnuts*, we can see that all of the retrieved images have no *walnuts*. However, only the image retrieved by our proposed SCAN reflects the richest recipe informa-

tion. For instance, the image from SCAN remains visible ingredients of *frozen whipped topping*, while images from TL+SC and TL+SA have no *frozen whipped toppings*.

The recipe-to-image retrieval results might indicate an interesting way to satisfy users’ needs to find the corresponding food images for their customized recipes.

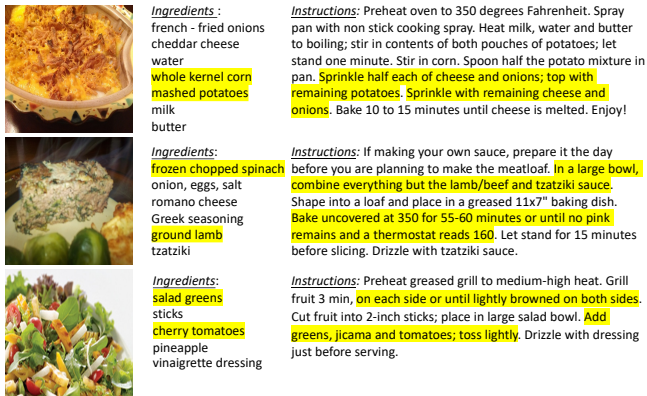


Figure 5. Visualizations of image-to-recipe retrieval. We show the retrieved recipes of the given food images, along with the attended ingredients and cooking instruction sentences.

4.7. Image-to-Recipe Retrieval Results & Effect of Self-Attention model

In this section, we show some of the image-to-recipe retrieval results in Figure 5 and then focus on analyzing the effect of our self-attention model. Given images from *cheese cake*, *meat loaf* and *salad*, we show the retrieved recipe results by SCAN, which are all correct. We visualize the attended ingredients and instructions for the retrieved recipes with the yellow background, where we choose the ingredients and cooking instruction sentences of the top 2 attention weights as the attended ones. We can see that some frequently used ingredients like *water*, *milk*, *salt*, etc. are not attended with high weights, since they are not visible and shared by many kinds of food, which cannot provide enough discriminative information for cross-modal food retrieval. This is an intuitive explanation for the effectiveness of our self-attention model.

Another advantage of using self-attention mechanism is that the image quality cannot affect the attended outputs. Obviously, the top two rows of food images *cheese cake* and *meat loaf* do not possess good image quality, while our self-attention model still outputs reasonable attended results. This suggests that our proposed attention model has good capabilities to capture informative and reasonable parts for recipe embedding.

4.8. Effect of Semantic Consistency

In order to have a concrete understanding of the ability of our proposed semantic consistency loss on reducing the mean intra-class feature distance (intra-class variance)

between paired food image and recipe representations, we show the difference of the intra-class feature distance on cross-modal data trained with and without semantic consistency loss, i.e. SCAN and TL, in Figure 6. In the test set, we select the recipe and food image data from *chocolate chip*, which in total has 425 pairs. We obtain the food data representations from models trained with two different methods, then we compute the Euclidean distance between paired cross-modal data to obtain the mean intra-class feature distance. We adopt t-SNE [15] to do dimensionality reduction to visualize the food data.

It can be observed that cross-modal food data which is trained with semantic consistency loss (SCAN) has smaller intra-class variance than that trained without semantic consistency loss (TL). This means that semantic consistency loss is able to correlate paired cross-modal data representations effectively by reducing the intra-class feature distance, and also our experiment results suggest its efficacy.



Figure 6. The difference on the intra-class feature distance of cross-modal paired data trained with and without semantic consistency loss. The food data is selected from the same category, *chocolate chip*. SCAN obtains closer image-recipe feature distance than TL. (Best viewed in color.)

5. Conclusion

In conclusion, we propose SCAN, a lightweight and effective training framework, for cross-modal food retrieval. It introduces a novel semantic consistency loss and employs a self-attention mechanism to learn the joint embedding between food images and recipes for the first time. To be specific, we apply semantic consistency loss on cross-modal food data pairs to reduce the intra-class variance, and utilize self-attention mechanism to find the important parts in the recipes to construct discriminative recipe representations. SCAN is easy to implement and can extend to other general cross-modal datasets. We have conducted extensive experiments and ablation studies. We achieved state-of-the-art results in Recipe1M dataset.

References

- [1] Jimmy Lei Ba, Jamie Ryan Kiros, and Geoffrey E Hinton. Layer normalization. *arXiv preprint arXiv:1607.06450*, 2016.
- [2] Micael Carvalho, Rémi Cadène, David Picard, Laure Soulier, Nicolas Thome, and Matthieu Cord. Cross-modal retrieval in the cooking context: Learning semantic text-image embeddings. In *ACM SIGIR*, 2018.
- [3] Jingjing Chen and Chong-Wah Ngo. Deep-based ingredient recognition for cooking recipe retrieval. In *Proceedings of the 2016 ACM on Multimedia Conference*, pages 32–41. ACM, 2016.
- [4] Jingjing Chen, Lei Pang, and Chong-Wah Ngo. Cross-modal recipe retrieval: How to cook this dish? In *International Conference on Multimedia Modeling*, pages 588–600. Springer, 2017.
- [5] Jing-Jing Chen, Chong-Wah Ngo, Fu-Li Feng, and Tat-Seng Chua. Deep understanding of cooking procedure for cross-modal recipe retrieval. In *2018 ACM Multimedia Conference on Multimedia Conference*, pages 1020–1028. ACM, 2018.
- [6] De Cheng, Yihong Gong, Sanping Zhou, Jinjun Wang, and Nanning Zheng. Person re-identification by multi-channel parts-based cnn with improved triplet loss function. In *Proceedings of the IEEE Conference on Computer Vision and Pattern Recognition*, pages 1335–1344, 2016.
- [7] Fangxiang Feng, Xiaojie Wang, and Ruifan Li. Cross-modal retrieval with correspondence autoencoder. In *Proceedings of the 22nd ACM international conference on Multimedia*, pages 7–16. ACM, 2014.
- [8] Kamran Ghasedi Dizaji, Feng Zheng, Najmeh Sadoughi, Yanhua Yang, Cheng Deng, and Heng Huang. Unsupervised deep generative adversarial hashing network. In *Proceedings of the IEEE Conference on Computer Vision and Pattern Recognition*, pages 3664–3673, 2018.
- [9] Ian Goodfellow, Jean Pouget-Abadie, Mehdi Mirza, Bing Xu, David Warde-Farley, Sherjil Ozair, Aaron Courville, and Yoshua Bengio. Generative adversarial nets. In *Advances in neural information processing systems*, pages 2672–2680, 2014.
- [10] Kaiming He, Xiangyu Zhang, Shaoqing Ren, and Jian Sun. Deep residual learning for image recognition. In *Proceedings of the IEEE conference on computer vision and pattern recognition*, pages 770–778, 2016.
- [11] Alexander Hermans, Lucas Beyer, and Bastian Leibe. In defense of the triplet loss for person re-identification. *arXiv preprint arXiv:1703.07737*, 2017.
- [12] Harold Hotelling. Relations between two sets of variates. *Biometrika*, 28(3/4):321–377, 1936.
- [13] Diederik P Kingma and Jimmy Ba. Adam: A method for stochastic optimization. *arXiv preprint arXiv:1412.6980*, 2014.
- [14] Ryan Kiros, Yukun Zhu, Ruslan R Salakhutdinov, Richard Zemel, Raquel Urtasun, Antonio Torralba, and Sanja Fidler. Skip-thought vectors. In *Advances in neural information processing systems*, pages 3294–3302, 2015.
- [15] Laurens van der Maaten and Geoffrey Hinton. Visualizing data using t-sne. *Journal of machine learning research*, 9(Nov):2579–2605, 2008.
- [16] Weiqing Min, Shuqiang Jiang, Jitao Sang, Huayang Wang, Xinda Liu, and Luis Herranz. Being a supercook: Joint food attributes and multimodal content modeling for recipe retrieval and exploration. *IEEE Transactions on Multimedia*, 19(5):1100–1113, 2017.
- [17] Amaia Salvador, Nicholas Hynes, Yusuf Aytar, Javier Marin, Ferda Ofli, Ingmar Weber, and Antonio Torralba. Learning cross-modal embeddings for cooking recipes and food images. *Training*, 720(619-508):2, 2017.
- [18] Nitish Srivastava and Ruslan R Salakhutdinov. Multimodal learning with deep boltzmann machines. In *Advances in neural information processing systems*, pages 2222–2230, 2012.
- [19] Ashish Vaswani, Noam Shazeer, Niki Parmar, Jakob Uszkoreit, Llion Jones, Aidan N Gomez, Łukasz Kaiser, and Illia Polosukhin. Attention is all you need. In *Advances in Neural Information Processing Systems*, pages 5998–6008, 2017.
- [20] Hao Wang, Doyen Sahoo, Chenghao Liu, Ee-peng Lim, and Steven CH Hoi. Learning cross-modal embeddings with adversarial networks for cooking recipes and food images. In *Proceedings of the IEEE Conference on Computer Vision and Pattern Recognition*, pages 11572–11581, 2019.