

Biscuit: A Compiler Assisted Scheduler for Detecting and Mitigating Cache-Based Side Channel Attacks

Sharjeel Khan
Georgia Institute of Technology
smkhan@gatech.edu

Girish Mururu
Georgia Institute of Technology
girishmururu@gatech.edu

Santosh Pande
Georgia Institute of Technology
santosh@cc.gatech.edu

Abstract

Side channel attacks steal secret keys by cleverly leveraging information leakages and can, therefore, break encryption. Thus, detection and mitigation of side channel attacks is a very important problem, but the solutions proposed in the literature have limitations in that they do not work in a real-world multi-tenancy setting on servers, have high false positives, or have high overheads, thus limiting their applicability. In this work, we demonstrate a compiler guided scheduler, Biscuit, which detects with high accuracy cache-based side channel attacks for processes scheduled on multi-tenancy server farms. A key element of this solution involves the use of a cache-miss model which is inserted by the compiler at the entrances of loop nests to predict the cache misses of the corresponding loop. Such inserted library calls, or “beacons”, convey the cache miss information to the scheduler at run time, which uses it to co-schedule processes such that their combined cache footprint does not exceed the maximum capacity of the last level cache. The scheduled processes are then monitored for actual vs predicted cache misses, and when an anomaly is detected, the scheduler performs a search to isolate the attacker. We show that Biscuit is able to detect and mitigate Prime+Probe, Flush+Reload, and Flush+Flush attacks on OpenSSL cryptography algorithms with an F-score of 1, and also to detect and mitigate degradation of service on a vision application suite with an F-score of 0.9375. Under a no-attack scenario, the scheme poses low overheads (up to a maximum of 6%). In the case of an attack, the scheme ends up with less than 11% overhead and is able to reduce the degradation of service in some cases by 40%. We believe that because of its many desirable and real-world features such as an ability to deal with multi-tenancy, its ability to detect attacks early, its ability to mitigate those attacks, and low runtime overheads, Biscuit is a practical solution.

1 Introduction

Modern servers are comprised of multi-core machines that run multiple processes in parallel. These processes are isolated

and protected from one another due to a separation of virtual address spaces which have different access permissions; in addition many servers also adopt virtual machines for multi-tenancy to achieve complete software stack isolation. The purpose of isolation is to make the memory contents or private data of one process non-accessible to other processes. In spite of such mechanisms there have been attempts to gain access to private data. Private data has been leaked or attacked traditionally by exploiting memory corruption or deviating control flow of the processes through input strings [4, 35], for which strong defense mechanisms [1, 3, 6, 8, 14, 25, 28, 48] have been proposed. While these mechanisms safeguard against the faults in the program itself, side channel attacks that do not rely on return oriented or jump oriented programming (ROP or JOP) [10, 17, 19, 21, 24, 47] are becoming ubiquitous. Side channel attacks are a class of attacks that extract the secret key in cryptography algorithms by recording the changes (or differential behaviors) in the physical properties of the machine (which act as a side channel). Attacks have used different physical properties of systems such as time [10, 24, 47], power consumption [26], memory consumption [15], sound [9] or electromagnetic emissions [34] to leak data.

Among various side channel attacks that leverage different physical properties, time-based attacks that utilize caches are most prevalent and are attractive for the attackers for the following reasons:

- Caches are a major component of the data access pipeline and are used for reducing memory latency in all computer systems. Since caches are omni-present, such attacks can be staged on a wide variety of systems.
- Cache-based side channel attacks are easier to perform esp. the monitoring phase of the attack is easier, since external equipment is not required. They can be carried out remotely without physically accessing the machine (which is a requirement in many other side channel attacks such as electromagnetic emissions).
- The attack also slows down the victim, thus degrading

the performance of the service provided by the process to its users.

Currently, the literature describes three well-known cache-based side channel attack techniques that retrieve the cryptography key: (i) Flush+Flush [10], (ii) Prime+Probe [24], and (iii) Flush+Reload [47]. These attacks force the victim's data out of the cache and then record the pattern in which the cache sets or cache lines were filled in by the victim. The adversary repeats this step and then analyzes the cache access pattern to obtain the victim's secret key, as successfully demonstrated in [29, 37, 46, 47]. Note that even if the attacker is not able to decipher the secret key by analyzing the cache access pattern, she would have still managed to slow down the victim substantially thus degrading the service of the victim. Degradation of Service (DS) attack is often one of the side effects of the key-stealing attack.

1.1 Cache-based side channel Attack Techniques

Several cache-based side channel attacks (CSAs) have been studied in the literature. Here, we focus on three well-known and recent CSA techniques, commonly referred to as cache attack techniques (CATs), that recover the secret key from a cryptography algorithm.

1. **Flush+Reload:** This technique relies on identical cryptography code or data pages to be shared between the attacker and victim processes. The adversary also relies on a selected set of cache lines to be flushed out through the invocation of certain instructions, e.g. the *clflush* instruction in X86. First, the attacker flushes a memory line from the cache. Then the attacker waits for a fixed interval during which the victim may access the memory line, which will cause the memory line to be fetched back into the cache. After the wait, the attacker accesses the memory line that was flushed. If the victim accessed the memory line and cached it, the attacker's access duration will be much shorter compared to accessing the line from the memory. By continuously repeating the above steps, the attacker records the memory access pattern by the victim, which is later analyzed to deduce the secret key.
2. **Flush+Flush:** This technique is similar to the above Flush+Reload attack. It shares the same requirements and the same first step. The technique leverages the fact that the flush instruction (e.g. *clflush*) aborts early when the memory line is not in the cache. By exploiting this fact, the attacker, rather than accessing the memory line after the first flush (as in Flush+Reload), flushes the memory line again. If the victim did not access the memory line in the intervening period between the first and second flush, then the attacker's second flush will abort

early. If the victim did access it, however, then the second flush evicts the memory line from all the caches, which takes more time. The attacker records all the cache lines accessed by the victim and then analyzes the differential behavior to crack the secret key as in Flush+Reload. The second flush not only checks if a memory line was accessed, but also sets up the cache to check if the line is accessed again, thus eliminating an extra step.

3. **Prime+Probe:** This technique does not have any setup requirements and hence can be much more pervasive. Before the attack is initiated, the attacker creates an eviction set, which is a set of known memory lines that will collide with a victim's cache set. In the prime step, the attacker fills the entire cache set with the memory lines from the corresponding eviction set. The attacker waits for a fixed interval of time, during which the victim may access a memory line from the cache set (thereby evicting a line from the eviction set). Then in the probe step, the attacker accesses the eviction set again, checking if any memory line in the eviction set has been removed from the cache by the victim. If the victim never evicted a cache line from the same cache set, then the accesses for each memory line in the eviction set will be short (and vice versa). The attacker records the cache access pattern to later analyze the secret key as in the above techniques. Similar to flush step in Flush+Flush, the probe step not only checks if any line in the eviction set was evicted, but also sets up the cache for the next probe by filling cache lines with the eviction set.

Regardless of the technique, the above attacks cause heavy cache misses for the victim process. The cache misses therefore can serve as the basis for detecting the attack. The key questions to be answered however are: What is the expected behavior of normal cache misses at a given program point during the application's dynamic execution (a no-attack scenario), and how can one carefully modulate the expected cache behaviors such that the departures from the same are successfully declared as attacks? Through a combination of compiler analyses, cache models, and careful scheduling decisions, this work successfully constructs such a solution. Before we delve into the details of our scheme, we provide a detailed survey of current solutions discussing their limitations.

1.2 Defense Mechanisms

The CATs shown so far directly target the secret key in the cryptography algorithms, and several works have tried to either prevent or to detect and mitigate this.

1.2.1 Prevention Techniques

Several CAT prevention mechanisms focus on changing the cache designs, such as changing the cache replacement pol-

icy [45], encrypting the cache address [31, 32], or locking cache lines [43]. These solutions require changes to the hardware and hence do not apply to the already existing systems. In some cases, the solutions degrade the performance of the applications. Software-based hard isolation prevents the sharing of resources that contain sensitive data.

Cachebar [51] is a memory management subsystem that provides two main mechanisms against CATs. The first prevents processes from sharing sensitive cache lines by making private copies of shared pages. A process using shared library pages containing cryptography functions cannot be traced by an adversary using Flush+Reload or Flush+Flush CAT. The second mechanism limits the number of cache lines that a process can access, which inhibits the Prime+Probe CAT from exercising the entire eviction sets. The attacker is not able to retrieve all the accesses of the victim. However, these mechanisms are closely tied to the workings of specific CATs. Further, creating private, duplicate pages not only adds performance overheads but also sheds the benefits of shared libraries. Limiting the cache access adversely impacts the performance of genuine processes with overheads up to 25%.

StealthMem [16] allocates isolated pages called “stealth pages” to each process, which map to unique cache sets (i.e. no other page can map to them). StealthMem assumes confidential data and calculations are placed within these stealth pages. To adhere to this constraint, the source code of the sensitive processes must be modified. The stealth pages create a partition of the cache. For four cores with a common last-level cache (LLC), the shared cache size reduces by 3%. The lost shared cache space increases with the number of cores that share the cache. The overheads reported on 4 cores with 6 VMs is at worst 11%. Modern machines comparatively have much higher core counts but do not have a correspondingly large a cache, which can significantly increase the overhead of StealthMem systems with 32 or 64 cores.

While the previous approaches are a form of hard isolation, a scheduler-based approach [39] provides a soft isolation software solution that disrupts the recording of victims’ cache access patterns by pre-empting other processes. The work analyzes the minimum run time guarantee and schedules the process with the corresponding time slices to avoid adversaries from recording the cache accesses. The scheduler also performs CPU state cleansing between pre-emptions, in order to create a soft isolation between processes. This technique, however, increases the latency of each process, and in server farm environments that over-provision cores [2], frequently de-scheduling the processes and idling the machines further decreases machine utilization and slows down execution. Thus, both hard and soft isolation approaches have limitations that can prevent adoption in practical settings.

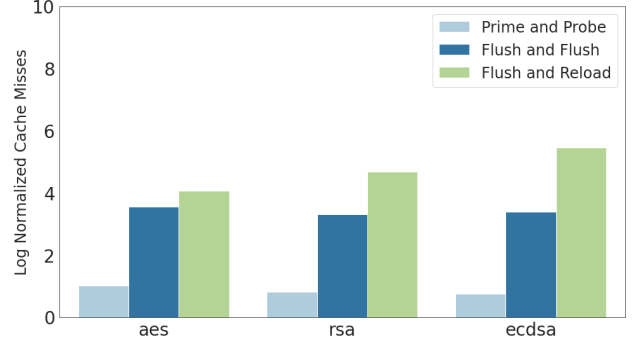


Figure 1: Log Normalized Cache Misses of Attacks

1.2.2 Detection and Mitigation Techniques

There has been substantial research on detection and mitigation. [41, 42] perform program analysis on binaries to model the secret key-dependent memory accesses and control flow. The model is passed to an SMT solver to detect leakage areas that can be exploited by side channel attacks. Program transformations ensure CPU cycles and cache misses are independent of the secret data, disrupting the timing channels [44]. However, these transformations result in longer response and throughput times, with an average overhead of 50% and a worst case of 225%.

Several techniques involve runtime mechanisms [5, 20, 33, 49] that use performance counters to check for anomalies in programs. Because of false positives in detecting anomalies, these runtime detection mechanisms do not mitigate the attack but leave it up to the system administrator for resolution. In addition, these techniques are closely tied to the cryptography algorithms for which they detect the attack. For example, SpyDetector [20] is a semi-supervised anomaly detection mechanism to detect side channel attacks at runtime. The detection mechanism builds a clustering model that learns on cache misses, cache accesses, and the number of processes in the execution windows. The predicted workload level is passed to a clustering model, which raises an alarm for a possible attack if a window is not within the cluster. The clustering model is closely tied to the cryptography algorithms, thus weakening the detection efficacy for algorithms with modifications and for different workloads. Moreover, the mechanism must figure out the granularity of the window that captures application phases, because different applications require different window sizes. This further reduces the generality of the mechanism. SpyDetector has a relatively high false positive and negative rate, with false positive rates of up to 30% and an F-score of 0.83 on Prime+Probe and Flush+Flush attacks.

CloudRadar [49] includes a mitigation component. It generates a cache-access profile of the cryptography applications with CATs, and during runtime it flags behaviors that match the profile as potential attacks. After a match, CloudRadar also migrates one of the processes or a known victim process

to mitigate the attack. The execution profiles of the cryptography algorithms and the cache-hit and cache-miss profiles of CATs can be noisy, leading to many false anomalies. As with SpyDetector, different attack profiles and co-executing applications than those seen in training can decrease the strength of this mechanism. Because co-executing applications as well as variants of (known) attacks are very likely in real execution environments, the defense mechanisms must handle them.

In summary, most of the above mechanisms are either hardware-based and do not apply to the existing machines, or in the case of software-based solutions reduce the efficiency of caches, increase latency, closely tie themselves to the “environment” (i.e. the specific cryptography and cache attack algorithms, the applications’ performance profiles, etc.), or do not perform well under multiple tenancy and due to the individual limitations discussed above are not suitable to be adopted in a practical setting.

1.2.3 Biscuit

To overcome the above limitations, we propose Biscuit, a compiler-assisted scheduler which in a multi-tenant environment detects cache-based side channel attacks on any program and then mitigates the attack by de-scheduling the plausible culprit, thereby avoiding any degradation of service attack. The potential culprit is scheduled back and is allowed to run to completion when all other processes have finished their execution. As noted earlier, Biscuit relies on the fact that the victims of CATs incur a significantly larger number of cache misses compared to normal execution, as shown in Figure 1. The number of cache misses is at least five times that of the normal execution. In order to detect the cache behavior anomaly, Biscuit must first determine expected cache misses at certain program points during the application’s normal (no attack) execution, and it must do this with significant accuracy. For this purpose, Biscuit first generates a cache-miss model for every loop using compiler analysis. The model is then inserted before the corresponding loop nest (a loop nest comprises of a sequence of several perfectly or imperfectly nested loops at a given program point) in the application. During the execution, this model transmits the predicted values of cache misses of the loop nest to the scheduler. *The predicted cache misses of a loop nest are proportional to the cache footprint of the loop, because the predicted cache misses are mainly due to the cold misses incurred by accessing unique memory references.* This is so since the Biscuit’s scheduler leverages these predicted cache footprints to schedule the processes such that the total of the cache footprints of all the processes is less than the last-level cache (LLC) capacity (or in other words, each process’s cache footprint fully fits in the LLC). Since the cache footprints of scheduled processes fit in the cache, under normal execution (no attack), the expected cache miss behavior of each of the scheduled processes should remain unaltered (due to a lack of any cache conflict; modern caches

are highly associative and thus mostly capacity conflicts occur in modern caches). During execution, the scheduler monitors the cache misses to check if the cache miss prediction for a loop is violated for a given process. Upon encountering such a scenario, the scheduler carefully searches for and isolates the culprit responsible for causing the victim to miss heavily in the cache.

In short, Biscuit, by virtue of being the scheduler, can enforce (to a reasonable degree, as we will see) non-collisions in multi-tenancy. Because of this, the departures from the predicted cache misses must be attributable to some other reasons, viz. attacks. This is a critical difference between Biscuit and other cache modeling techniques, which tie themselves to the specific crypto-algorithms and/or suffer under different co-execution environments; this results in the invalidations of other cache models under different (co)-execution conditions leading to higher false positives or negatives. *On the other hand, through effective scheduling, Biscuit enforces the conditions under which the cache miss model was generated to remain valid under any runtime condition. As a result, Biscuit’s cache miss model functions well even under different, co-executing applications and cache-based attacks.*

We evaluated Biscuit on all of the above three CATs on OpenSSL’s implementation of AES, RSA, and ECDSA cryptography algorithms in a multi-tenant environment. Biscuit caught all attacks on cryptography algorithms with no false positives. We also checked the usefulness of these techniques on the San Diego Computer Vision benchmarks to see if we could catch degradation of service attacks on them. Biscuit caught all attacks on these benchmarks, as well, though these caused a few false positives.

We contribute the following in this paper:

- A predictive cache-miss model for each loop based on loop bounds.
- A scheduler that leverages the above model to determine the expected cache-misses. The scheduler ensures that the dynamic cache behavior does not degrade under no attack condition, that the cache attacks are detected, and attackers are pinpointed and mitigated by de-scheduling.
- An evaluation of our technique using three well-known side channel attacks on OpenSSL’s cryptography algorithms (to catch and defend against secret key leaks), and on computer vision applications (to test the effectiveness and defend against degradation of service attacks).
- A demonstration that we are able to catch these attacks in a multi-tenant environment with attack-agnostic models and overheads of less than 6% under a no-attack scenario, less than 11% under an attack scenario, and with a 40% reduction of service degradation in one benchmark’s case.

The remainder of the paper is structured as follows. In Section 2, we provide an overview of the entire framework. In Section 3, we explain the cache-miss model. In Section 4, we cover the beacon framework that interacts with the scheduler. We explain the Biscuit scheduler in Section 5 and provide a detailed evaluation of the Biscuit framework in Section 6. In Section 7, we present a discussion of some prior mechanisms against cache-based side channel attacks. We provide conclusions in Section 8.

2 Overview

To catch CSAs, Biscuit relies on the fact that the victim experiences a significantly larger number of cache misses while being attacked than during normal execution. To establish the expected number of cache misses during normal execution, Biscuit first builds a cache-miss model with the help of the compiler for every loop in the application. The loops capture the cache behaviors well, and a per loop cache model is able to distinguish cache behavior from one loop nest to another. The cache-miss model learns the cache misses with respect to the loop properties over training input data sets. Every loop in the application is then associated with a cache-miss model at its entry point. Generation and insertion of the cache model before the loop nests forms the **compilation phase** of Biscuit. All applications must go through the compilation phase for effective scheduling so that the dynamic cache contention is minimal under normal (no attack) execution. There is one exception for which we do not assume anything. The attacker (i.e. the attacking process) may or may not go through the compilation phase; if it does, it will have beacons associated with it with its cache behavior trained under isolation (or no attack condition). If it does not, the attack process will lack beacons. As can be seen later, under either condition, Biscuit is able to detect it as a rogue process and isolate it. Cache misses can also be calculated through analytical models [12], but these models can handle only affine accesses and model simple caches. Further improvements in the analytical model will provide an alternative model to the current cache-miss model, which is based on machine learning and is shown to be very accurate for Biscuit.

In the **runtime phase**, the cache-miss model infers the cache misses of each loop before executing the loop. This predicted information is passed to the scheduler, which first schedules the processes such that there is no cache-contention between the co-executing processes. Then the scheduler monitors the cache misses while the loops in the applications execute. If the cache misses experienced by the loop are more than the predicted cache misses, the scheduler performs a search over all the executing processes to catch the plausible culprit causing the cache misses. The culprit is then de-scheduled until all the executing processes finish, after which it is scheduled back to ensure continuity on false positives.

2.1 Threat Models and Goals

Biscuit’s scope and focus is on the time-based cache attacks. Contrast this with HIDE [52], for example. In HIDE, the attacker uses the cache to induce differential address information on the address bus to leak the secret key. This attack requires physical access to the machine to snoop on the address bus. Our technique can catch the attacks shown in HIDE so long as the hardware is unmodified, because these attacks also cause high cache misses in the victim. Caches have been used as a side channel to leak data in other well-known attacks such as spectre [19], meltdown [21], and others [11, 38], but these attacks exploit some other architectural features such as speculative execution. That is, they only use the cache as a micro-architectural covert channel to transmit the data. In particular, they do not target the victim’s cache and hence tackling them is outside the scope of this work.

Within a multi-tenant environment the CSAs are tougher to discern just through cache misses, because extra cache misses can result from co-executing processes and not from an attack. We assume a multi-tenant environment with a mix of various applications such that they do not overload the system, and any process that needs more than the available resources is rescheduled onto a different node. This assumption is justifiable because the server farms utilize less than 50% of the server machine by over-provisioning [2], and the cluster scheduler can be invoked to reschedule the process onto another node in the cluster. The Biscuit scheduler uses the compiler-inserted cache-miss information to efficiently schedule the co-executing process onto the available cores such that the processes’ combined memory footprint fits the cache of the server machine. We assume that the plausible victim process is compiled with the Biscuit compiler. Other processes in the system are also compiled with the Biscuit compiler for the Biscuit scheduler to schedule them efficiently by averting cache contention. The attacker may or may not be compiled with the Biscuit compiler.

We assume that the LLVM compiler that instruments the application, the Biscuit Runtime, and the underlying hardware and OS are not compromised. We assume the trusted compiler inserts valid cache miss models, and the process does not falsify the information provided to the scheduler. A secure handshake based on a secret key mechanism is commonly used in such scenarios. The goal of the scheduler is to detect any cache-based side channel attack (CSA) on any process, find the plausible culprit process and, de-schedule it.

3 Cache Miss Model

We develop a linear-regression model to predict the cache misses incurred by a loop. For a given loop, with enough training inputs for different loop iterations of the loop, the pattern of cache misses is well co-related to the increase in the number of iterations. Thus for a given loop, cache misses

are directly proportional to the number of loop iterations, i.e.

$$CM \propto N \implies CM = \alpha * N \quad (1)$$

where CM is the cache misses for a loop which takes N loop iterations, and α is a constant. In the case of nested loops, the cache misses depend on the number of iterations for each loop within the nest. The cache misses for the loop nest are a function of the loop iterations of the loops in the nest, i.e.

$$CM = f(N_1, N_2, \dots, N_n) \quad (2)$$

where CM is the cache misses for the loop nest, with N_j being the number of loop iterations for each loop j in the loop nest.

We normalize the loops by running the LLVM compiler's loop-simplify pass. The loop-simplify pass transforms loops so that the loop induction variable begins at zero, increments by 1 on each iteration, and breaks at some upper bound. The pass also adjusts instructions inside the loop to maintain correctness. Loop simplification normalizes for and while loops that do not have data-dependent terminating conditions. For example, the loop in Listing 1 is normalized to Listing 2.

```
1 for (i = 10; i < N; i+=2){
2   a = b + i;
3 }
```

Listing 1: Loop

```
1 for (i = 0; i < N/2 - 5; i++){
2   a = b + (i + 5) * 2
3 }
```

Listing 2: Normalized Loop

In the normalized loops, the loop bound (upper) is equal to the number of loop iterations. Thus, the number of cache misses in Equation 2 can be re-written as a function of the loop bounds of each loop in the loop nest, i.e.

$$CM = f(lb_1, lb_2, \dots, lb_n) \quad (3)$$

where $lb_j = N_j$ and lb_j is the loop bound for the j loop inside the loop nest. Each loop within the nest individually contributes to the cache misses, so we can transform Equation 3 into

$$CM = f_1(lb_1) + f_2(lb_1, lb_2) + \dots + f_n(lb_1, lb_2, \dots, lb_n). \quad (4)$$

Using the relation in Equation 1, Equation 4 can be written as

$$CM = \alpha_1 * lb_1 + \alpha_2 * lb_1 * lb_2 + \dots + \alpha_n * lb_1 * lb_2 * \dots * lb_n + \alpha_0 \quad (5)$$

in which α_0 is some constant. Through linear regression, we get each coefficient α_k and the constant term α_0 representing the y-intercept.

We record the cache misses for a loop by reading the performance counters during the execution of the loop. To record this data, our LLVM pass instruments the application with the

perf API to start monitoring cache misses at the pre-header of each loop and stop monitoring at the exit blocks of the loop. To handle cases for which loop bounds cannot be extracted statically, we profile the number of loop iterations and cache-misses during the training runs. The cache misses and the number of loop iterations are fed to the linear regression implementation in scikit-learn [30] to learn a linear cache-miss regression model as in Equation 5 for each loop.

The linear model will only predict a single value for the cache misses, but the cache-misses can non-deterministically vary even for the same loop with the same number of iterations when executed several times. The variance is different for small and large loop bounds. To accommodate for variation due to non-determinism, we calculate the standard deviation over multiple runs for each loop and then determine the maximum ratio of standard deviation to average cache misses, i.e.

$$k = \max(\frac{\sigma_l}{\overline{cm}_l}), \forall \text{ loop } l \quad (6)$$

where σ_l is the standard deviation of each loop l , and \overline{cm}_l is the average cache misses of the corresponding loop. This ratio is then appended to the predicted value in Equation 5 to account for non-determinism as

$$CM(U) = CM + k * CM \quad (7)$$

where $CM(U)$ is the upper bound on the cache misses. Note that we do not need a lower bound, because for the attack to be flagged, the cache misses must exceed $CM(U)$; any misses within the upper bound can be safely considered as normal execution. The linear model (Equation 5), along with the upper bound Equation 7, is instrumented before the loop header in the LLVM intermediate code (IR). During runtime, these equations are evaluated and $CM(U)$ is passed as a beacon to the scheduler.

The cache misses $CM(U)$ serves two purposes for the Biscuit scheduler. One is to check if a process is experiencing more cache misses than it normally should. The second is to schedule the process with as minimal cache contention as possible, which the scheduler does by using the cache-miss information as the cache/memory footprint of the loop. Using the cache misses same as memory footprint of the loop is valid due to the reasons which were explained earlier in the section 1.2.3.

4 Beacons

The cache miss Equations 5 and 7 are inserted in the pre-header of the loop. These equations are evaluated at run time using the loop bound values to predict the cache misses that will be incurred by the loop. The predicted cache misses value is passed to the scheduler through a function call of a library called lib-beacons. The library interfaces with the scheduler through shared memory in our implementation, but other secure communication channels can also be employed.

These beacons are classified based on the precision of the loop bound information for the loop. Many loops iterate a fixed number of times, determined by the loop bounds. These loop bounds can be compile-time unknown but still loop invariant; or in other words, the loops exhibit fixed trip counts. Other loops, however, terminate based on some data-dependent condition, and the number of loop iterations for such loops cannot be resolved at the pre-header of the loop. It is also difficult to calculate the loop iterations for loops with non-affine control variables. Based on the precision of the cache-misses information (calculated from the loop-bound info) passed to the scheduler, the beacons are classified as either Precise or Expected Beacons.

1. **Precise Beacon** - the loop bounds are loop invariant and known at the pre-header of the loop. Notice this can apply to not just one loop but a nesting of loops. One such loop nest, in which the loop bound within each nest is a loop nest invariant is rectangular loops as shown in Listing 3.

```

1 for(int i = 0; i <= N; ++i)
2 {
3   a[i] = i+1;
4   for(int j = 0; j < M; ++j)
5     a[j] = j+1;
6 }

```

Listing 3: Rectangular Loop

The cache misses based on Equation 5 for this loop are

$$CM = \alpha_1 * M * N + \alpha_2 * N + \alpha_0. \quad (8)$$

2. **Expected Beacon** - the loop bounds are either data dependent or loop control variables that are non-affine. For these loops, the loop bound is either not known before the execution of the loop (as in a data dependent loop) or cannot be calculated because of the limitations of the compiler tools (as in a non-affine loop). For example, the loop bound of Listing 4 is data dependent, and the number of loop iterations is only known after the loop terminates.

```

1 while(a[i] == i)
2 {
3   i += 1;
4 }

```

Listing 4: Data Dependent Loop

For such loops, we calculate expected cache misses by using the average number of loop iterations collected during the training phase of the cache-miss model generation. After plugging the expected value into Equation 5, the cache misses for the loop is given by

$$CM = \alpha_1 * E + \alpha_0, \quad (9)$$

where E is the expected (average) loop bound. If the loop nest consists of both precise and expected loops, then the loop is classified by the type of outermost loop (either expected or precise).

Both precise and expected beacons are first inserted in the loop nest pre-header. However, the parent function of this loop nest can be called inside some other functions' loop nest, which can result in multiple beacon calls to the scheduler. In such cases, we interprocedurally hoist the beacon calls outside the caller function's outermost loop. However, due to such hoisting, the beacon loop bound variable information required for precise beacons may not be available at the external loop nest pre-headers (since it may be interprocedurally defined inside the callee function). In some cases, a backward interprocedural slice can be used to determine the inner loop bound, but in other cases, estimates must be used. For the latter case, the precise beacons are converted to expected beacons, and the expected loop iterations are used instead at the external loop nest pre-header. In case of recursion, we detect the recursion cycle and the incoming and outgoing edges of the cycle, and then hoist the beacon calls on these edges appropriately. Hoisting for function pointers is limited by the pointer analysis. In case of conditional calls, we hoist the calls within the conditions – except for conditions within the loop. This is a tradeoff between approximate information versus the overhead incurred by repeated beacons within the loop. The LLVM beacon pass also inserts a completion beacon at each exit of the loop nest. This completion beacon signals the scheduler that the loop has ended.

5 Biscuit Scheduler

The Biscuit scheduler uses the information sent by the beacon for two purposes. First, the Biscuit scheduler must ensure that the total expected cache footprint of all the co-executing applications does not exceed the LLC capacity. This ensures that the predicted cache misses must roughly equal dynamic cache misses for each scheduled application under normal (no attack) conditions. Second, the scheduler uses the predicted cache misses to detect a plausible attack when the monitored cache misses of a loop exceeds the predicted cache misses. Because the scheduler avoids cache contention, cache misses of the application will mostly exceed predictions because of a CSA. These two functionalities of the Biscuit scheduler are detailed below.

5.1 Scheduling

Biscuit starts by scheduling a process on a unique core of every socket in the machine. Biscuit knows the number of sockets, the number of cores per socket and the cache size of each socket. Whenever Biscuit receives a beacon from an executing process, it checks if the memory footprint (predicted

cache misses) fits the available cache size. For the very first beacon, the available cache size is the cache size of the socket the process is executing on. The available cache size is updated by subtracting the cache requirements at every beacon, and by adding back that amount at every loop-completion beacon.

On every beacon event, the processes are allowed to continue on the socket only if the memory footprint (predicted cache misses) of the beacon is less than or equal to the available cache. If the memory footprint of the beacon exceeds the available cache, the scheduler first checks if another socket with a free core can satisfy the cache requirements. If not, then the scheduler tries to greedily swap a process from another socket with this process, such that the cache requirements of both the processes is satisfied. If the scheduler cannot relocate the process, then the process is de-scheduled, owing to a lack of adequate resources. At this point, the process can be scheduled on another node in a cluster, if needed.

Algorithm 1 Mitigation Algorithm

```

1: procedure MITIGATE_ATTACKER(victim)
2:   while #suspectProcesses > 8 do
3:     prevMPKI  $\leftarrow$  GETMPKI(victim)
4:     setA  $\leftarrow$ 
       DESCHEDULE_HALF_PROCESSES(suspectProcesses)
5:      $\triangleright$  Descheduled Processes is set A
6:     setB  $\leftarrow$  suspectProcesses - setA
7:      $\triangleright$  Active Processes is set B
8:     newMPKI  $\leftarrow$  GETMPKI(victim)
9:     if newMPKI < prevMPKI then
10:       RESUME_PROCESSES(setA)
11:       suspectProcesses  $\leftarrow$  setA
12:        $\triangleright$  Attacker is in set A
13:     else
14:       RESUME_PROCESSES(setA)
15:       suspectProcesses  $\leftarrow$  setB
16:        $\triangleright$  Attacker is in set B
17:     for proc in suspectProcesses do
18:       prevMPKI  $\leftarrow$  GETMPKI(victim)
19:       DESCHEDULE_PROCESS(proc)
20:       newMPKI  $\leftarrow$  GETMPKI(victim)
21:       if newMPKI < prevMPKI then
22:         attacker  $\leftarrow$  proc
23:          $\triangleright$  Attacker is proc
24:       else
25:         RESUME_PROCESS(proc)
26:          $\triangleright$  Attacker is not proc
27:         so re-schedule it
28:     if attacker == None then
29:       DESCHEDULE_PROCESS(victim)
30:       attacker  $\leftarrow$  victim
31:        $\triangleright$  No attacker found
32:       so victim is attacker

```

5.2 Detection and Mitigation of Side Channel Attacks

Immediately after Biscuit has handled a beacon and scheduled a process, it begins monitoring its cache misses. Monitoring continues until the loop-completion beacon fires at the end of the loop. Then monitoring is reset and paused until the next beacon event.

For each beacon process, the scheduler regularly examines if the cache misses are less than the predicted amount. When the misses exceed the predicted upper bound $CM(U)$ (see Equation 7), Biscuit is alerted of a plausible attack on the process, which is now treated as the victim. To catch the plausible attacker and mitigate the attack, the scheduler conducts a combination of binary and linear search on the executing processes, as shown in Algorithm 1.

The scheduler analyses the cache misses and isolates the attacker in the following manner. The LLC is shared among the processes on the same socket. The plausible attacker must therefore be executing on the same socket as the victim. The scheduler searches for the plausible attacker using misses per thousand instructions (MPKI) recorded over a period of 10ms. After recording the current MPKI, the scheduler de-schedules half of the executing processes (not including the victim) For simplicity, we have two sets: the de-scheduled processes set (**set A**) and the scheduled processes set (**set B**). The scheduler checks if the new MPKI of the victim is less than the previously recorded MPKI. If so, then the plausible attacker must be in the de-scheduled process set (**set A**). In such a scenario, the scheduler re-schedules **set A** and continues with the victim process using this set. If the plausible attacker were in the scheduled set (**set B**), then it continues with **set B** and again carries out a split to isolate the attacker and victim to the same subset. To avoid latency for de-scheduled processes, we always re-schedule the other set immediately after the check; we know the set does not have the plausible attacker, and cache contention is already resolved. In short, after each iteration, the scheduler reduces the number of suspect processes by half. The scheduler repeats the above step until the number of suspect processes is less than or equal to 8. Then it moves to a linear search.

Once we have 8 or fewer suspect processes, the scheduler conducts a linear search by recording MPKI over a period of 2ms instead of 10ms, because only one process is de-scheduled at a time between two readings of the MPKI. When the new MPKI is less than the previously recorded MPKI, the de-scheduled process is the attacker. Otherwise, the scheduler re-schedules the process back again and continues until all suspect processes are checked. If the attacker is not isolated to any of these processes, then Biscuit treats the victim itself as the plausible attacker. That is, the attacker is a beacon-enabled process masquerading as a victim. The victim process in this case fired a beacon with the predicted cache misses, but it had been compromised, e.g. through a control

data or non-control data attack, which was leveraged to carry out the CSA. The scheduler is able to catch such attackers, as well. These cases are checked in the Algorithm 1 which describes the necessary details.

When all the scheduled processes finish executing, the plausible attacker is re-scheduled, because the process may have been wrongly classified as an attacker (which might happen due to inaccuracies in cache miss prediction). The process is allowed to progress only if no other process is waiting to be scheduled. If the process does not complete, and other processes are in queue to be scheduled, then the plausible attacker will be de-scheduled again. At this point, further forensic examination can be conducted on the plausible attacker. Our results show that our attack detection techniques are 100% accurate on the cryptography benchmarks and we have very few false positives for the DS attacks for San Diego Vision benchmarks. The details of these are described in the evaluation.

6 Evaluation

Both side channel as well as degradation of service attacks were carried out in a multi-tenant environment. The experiments were conducted on a Dell PowerEdge R440 server, which is equipped with an Intel Xeon Gold 5117 processor, clocked at 2.00 GHz. The Dell PowerEdge R440 has two sockets, each consisting of 14 cores and an 11-way associative 19 MB LLC. We decided to carry out experiments with up to 18 jobs, utilizing 18 cores of the machine (a little over 50% utilization, in accordance with our threat model). (Note that server farms typically have an utilization of less than 50% to effectively give SLA (service level agreement) guarantees [2]). Availability of some free cores ensured that the daemon processes were scheduled and did not interfere with the experimental setup. The server OS is Ubuntu 18.04 with 4.15 linux kernel. Our baseline scheduler is the Completely Fair Scheduler (CFS), which is the default linux scheduler. We use scikit-learn to build the cache-miss model. We write the compiler passes in LLVM 3.8 to collect the training data for the cache-miss model, insert the model, and hoist the model.

Benchmarks: The cache-based side channel attacks (CSAs) that rely on cache attack techniques (CATs) have been successful in extracting the secret keys of cryptography algorithms. We use OpenSSL’s implementation of AES, RSA, and ECDSA to demonstrate the working of Biscuit in catching the CSAs. Each cryptography algorithm encrypts and then decrypts random strings of random lengths with a random secret key. To show that Biscuit can successfully detect and mitigate the CSAs in a multi-tenant environment, we run several image analysis and processing applications from San Diego Vision Benchmarks Suite (SDVBS) [40] alongside the cryptography applications to simulate a real world job mix that may be seen

on server farms. We show that Biscuit catches CSAs on cryptography algorithms with all three different CATs, namely Prime+Probe, Flush+Reload, and Flush+Flush. In the case of non-crypto applications, the CATs manage to degrade the services of the victim by inducing a huge number of cache misses in the victim. Biscuit can even detect such degradation of service (DS) attacks. We also show the effectiveness of Biscuit against degradation of service with Flush+Reload CAT on SDVBS.

Attack Setup: We leveraged the CATs code from https://github.com/IAIK/flush_flush that is based on Gruss et al.’s cache template attacks [10, 11]. The CATs can be used to monitor cache accesses of specific locations in shared libraries. By looking at the accesses, one can infer information such as secret keys in cryptographic algorithms [46, 47]. CATs have three stages: monitoring, logging, and analysis. (Thus, our attack does not have an inferring stage, but it can be done offline by looking at the accesses). For our purposes, the monitoring step is the most important, because it causes the cache misses. For the shared libraries, we used the libcrypto library for OpenSSL, and we created a libsdcommon library from the common folder consisting of general image functions for SDVBS. Each cryptographic algorithm has its own specific execution accesses in the libcrypto library. We profiled the libraries to find the necessary library code address range that is needed to figure out the secret key in each cryptographic algorithm. In the case of SDVBS, the attack should degrade the performance, so we just monitor common functions in the library used by all SDVBS benchmarks.

Evaluation Method: We create different configurations, consisting of different applications, ranging from 3 to 18 processes to test the Biscuit scheduler versus CFS. We first test the scheduler efficiency in terms of the performance of the applications scheduled without the attacker. Note that even without the attacker, the Biscuit scheduler monitors the cache misses and regularly checks for attacks. Then we test the ability of the Biscuit scheduler to catch the attack. In our experiments, there is only one attacker and one victim. The remaining processes are benign. This mimics a typical attack scenario. In these experiments, we add a CSA to the configuration. When demonstrating an attack over OpenSSL, we use applications from SDVBS as co-executing applications and vice-versa. For example, to test an attack on AES in a configuration of three processes, we used SVM from SDVBS and the attack as the co-executing process.

6.1 Cache Model Accuracy

The cache-model accuracy depends on the training data and the types of loops. For OpenSSL, we use random strings of different lengths and random secret keys for both training and testing. For SDVBS, we leverage the input data sets provided

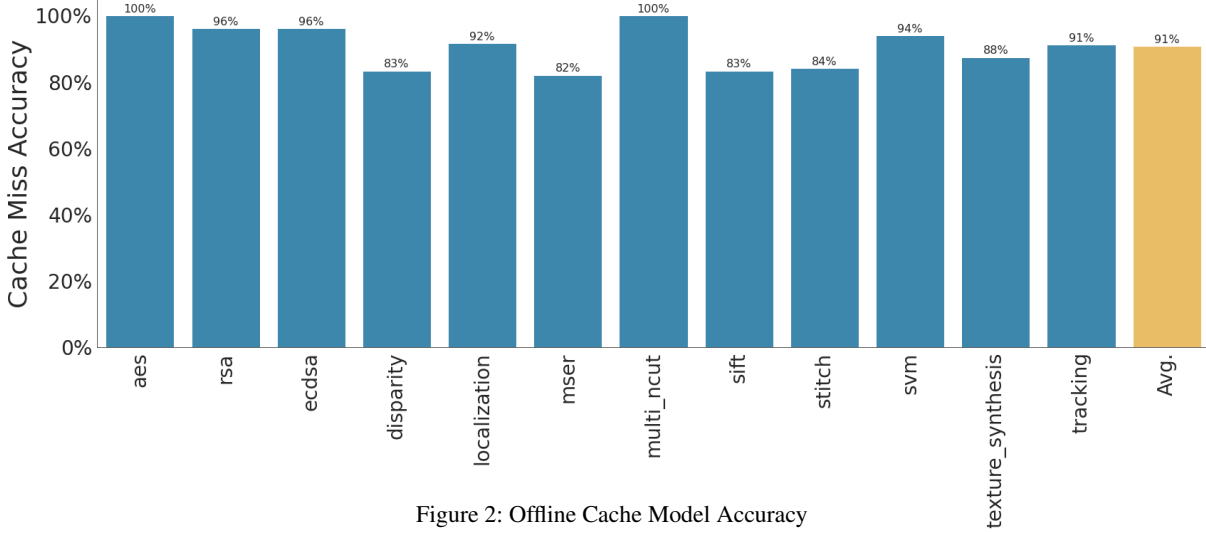


Figure 2: Offline Cache Model Accuracy

Benchmarks	F-Score	False Positive Rate
OpenSSL	1	0%
SDVBS	0.9375	5%

Table 1: F-Score

with the suite for training and testing. The model predicted value is further compromised in the case of expected beacons in which the loop bounds used in the model are the expected loop bound obtained during training, and not the actual iterations. Because we use the standard deviation ratio to predict the cache misses (see Equation 7), we account for the $k * CM$ to get the error in prediction with test data. The average accuracy is 91%, as shown in Figure 2.

In each OpenSSL application, random strings of various lengths are encrypted multiple times. The number of times the algorithm runs is different in the case of training versus testing. For example, one application was run 5,000 times during training versus 7,500 times during testing. While the accuracy is 100% for AES, it is 96% for RSA and ECDSA.

During the runs with the Biscuit scheduler, all attacks on OpenSSL were caught. The attacker caused high cache misses in the victim even when the cache was just being warmed up for the loop. Once the attacker was caught, the cache was already warmed up, and the execution continued normally. There were no false positives or negatives, giving an F-Score of 1.

SDVBS has different image sizes: test, sim, sqcif, qcif, cif, vga, and fullhd. We mostly use cif and vga for training and test on fullhd because these sizes are large enough to cause at least some cache misses for each loop. (In contrast, test, sim, sqcif, and qcif have such small loop bounds that they execute without causing much cache misses.) However, three applications (localization, svm, and multi_ncut) do not have fullhd or vga data. Hence, localization is trained on qcif and

cif and tested on vga. Svm and multi_ncut are trained on sqcif and qcif and tested on cif. Because image sizes are small, svm finishes too fast for the attacker to attack the process, whereas, multi_ncut takes several minutes for the cif data image, so this benchmark is easily attacked. Due to these issues (especially the small input sizes for SDVBS), the training for each benchmark leads to fluctuations in the accuracy of the cache miss models. The accuracy ranges from 83 to 90%. Due to relatively lower prediction accuracy, false positives occurred when co-executing alongside more than 12 processes, giving an F-score of 0.9375. There are six configurations that tend to produce false positives. These configurations sometimes de-schedule a non-attack process when there is no attacker. Such a process can, however, continue execution on a quarantined socket (somewhat compromising consolidation). It may be noted the, both the F-scores (1 for RSA and 0.9375 for SDVBs) and false positive rate (0% and 5% for RSA and SDVBs respectively) for our approach are better than the worst reported values in SpyDetector (F-score of 0.83 and false positive rate of 30%) and Clouddrader (False positive rate of 20-30%).

6.2 Detection Efficiency

The schedulers' efficiency in catching these side channel attacks is determined by *how early* the attacker is caught; the earlier an attack is caught, the better, since this limits the attacker's ability to extract more information on the secret key. In other words, the scheduler must thwart an attack before the secret data is retrieved by the attacker. The efficiency in thwarting the attack can be described through the amount of data that was allowed to leak before the attack is caught and mitigated. With this motivation, we define the detection efficiency as the complement of the fraction of the data leaked with Biscuit versus without Biscuit. The data recorded by the CATs corresponds to the cache lines that were accessed by

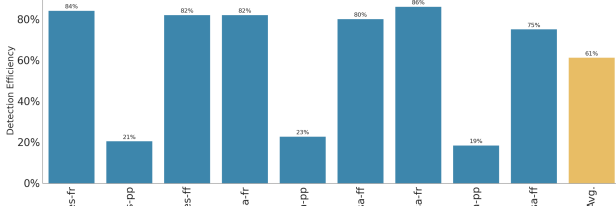


Figure 3: Detection Efficiency for OpenSSL

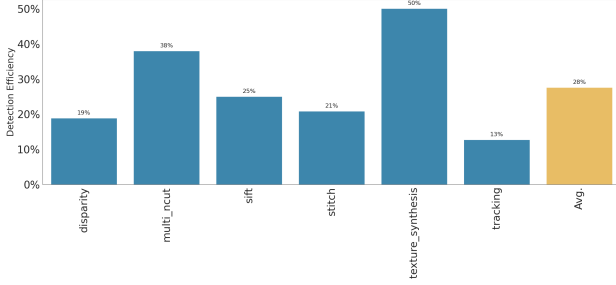


Figure 4: Detection Efficiency for SDVBS

the victim and the cycles elapsed between the accesses. Since cache access pattern is recorded during the entire execution of the victim without Biscuit, the detection efficiency can be defined as the complement of the fraction of time the attacker executed with Biscuit versus without Biscuit, i.e.,

$$D = 1 - \frac{\text{Attack active time when thwarted}}{\text{Attack active time when successful}} \quad (10)$$

where D is the Detection Efficiency of the defense mechanism and Attack active time is the duration from when the attack started to the time when it either completed or was de-scheduled. According to this equation and our assumption that the attack was successful with the baseline Linux scheduler CFS, the detection efficiency of CFS is 0%. Thus, the higher the detection efficiency is, the better, because in such cases, the attack is not allowed to progress much, and the scheduler catches the attack process early on, minimizing the fraction of active time when attacker partially stole the secret key.

In the case of CSAs on OpenSSL, as shown in Figure 3, we can see that the attack was caught early in all the algorithms except Prime+Probe. This is because Prime+Probe causes cache misses in the victim very slowly compared to Flush+Reload or Flush+Flush. Also, comparatively Prime+Probe utilizes few memory addresses, because more memory addresses mean more eviction sets that take memory space and time to initialize. On average, the scheduler detects the CSA with 61% detection efficiency, meaning that no more than 39% of the full attack was allowed to proceed.

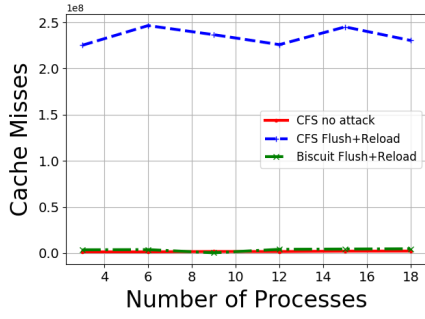
In the case of a DS attack, Equation 10 is also applicable, because the goal is to keep the degradation of service to a

minimum. In the case of a DS attack on SDVBS (see Figure 4), the detection efficiency is low due to two reasons. The first reason is the shared library’s attack memory lines may not be used frequently by the victim. The beacon is hoisted at the outer loop; the misses take time to accumulate; and so the attack gets detected late. The second reason is the program has a short execution time, so the attack is detected very late because it needs to accumulate misses. For the few cases in which the cache model is less accurate, the attack can still be detected because the predicted misses are exceeded, and the scheduler starts mitigation using MPKI. However, in a few cases the program executes too fast for any detection and mitigation of the attacker. Three benchmarks in particular, mser, svm, and localization, finished executing even before the attacker caused cache-misses. On average, the detection efficiency is 28%, but the scheduler is still able to isolate the culprit.

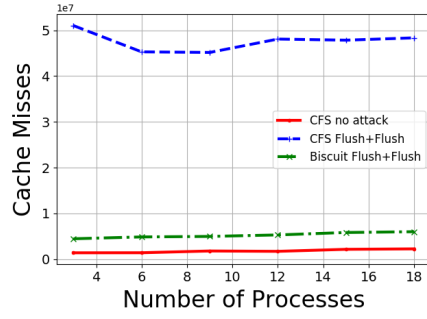
6.3 Performance

The timing differences between Biscuit and CFS for OpenSSL and several SDVBS benchmarks are shown in Figure 7, Figure 8, and Figure 11. The Biscuit scheduler is almost as efficient as CFS. This can be easily seen in short programs such as SVM, which shows the two curves being interchangeable. Without any attacker, CFS is better by a maximum of 6%. This 6% overhead is due to Biscuit’s constant monitoring of cache misses and logging even when there are no attacks. When an attacker is present in a CFS scheduling setting, most victims incur 5-10% overhead, however they incur 1.5-2.5x cache misses. In the case of the benchmark “texture synthesis” with CFS and an attack, the increase in time and cache misses are 5x and 7x, respectively (see Figures 8b and 6b). However, with Biscuit the overhead and cache misses are reduced to 3x and 4x. The huge increase in overhead is due to the attacker, and Biscuit causes a 40% decrease in the overhead by de-scheduling the attacker. For the other benchmarks running alongside Biscuit and an attacker, the victim experiences an average overhead of 8.1%. In the presence of attackers, Biscuit slows down processes during the mitigation phase by de-scheduling and re-scheduling the processes to find the plausible culprit causing the overhead. The worst-case overhead, excluding the texture synthesis benchmark, is 11%, due to the misclassification of a process as an attacker, which caused it to be re-scheduled later.

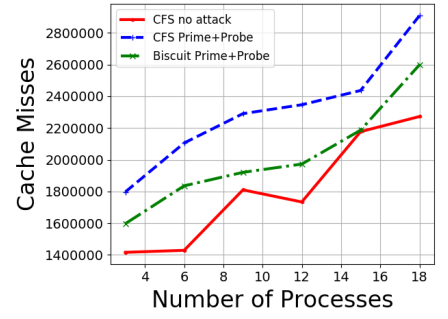
As mentioned before, Biscuit catches the cache attacks in all the benchmarks. Since mser, svm, and localization execute for a very short time, these benchmarks could not be attacked. The difference in cache misses between the Biscuit scheduler (which is actively detecting and mitigating the attacks) and CFS (which does not do any detection nor mitigation) is shown in Figure 5, Figure 6, Figure 9, Figure 10, and Figure 12. In the case of OpenSSL, the cache misses decrease by 5x, except for the Prime+Probe attack, which had



(a) Flush+Reload Misses

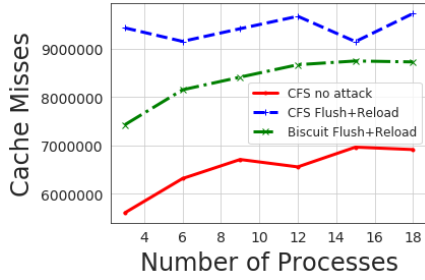


(b) Flush+Flush Misses

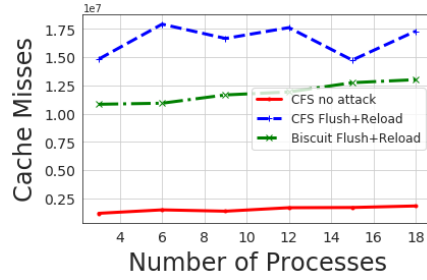


(c) Prime+Probe Misses

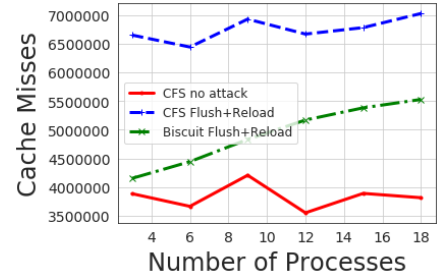
Figure 5: RSA Misses



(a) Stitch Misses

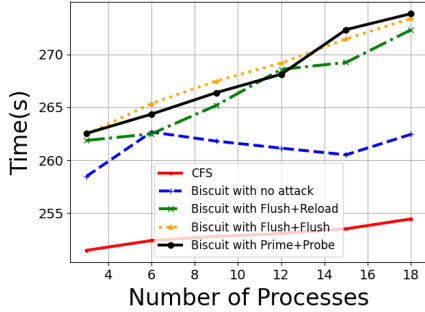


(b) Texture Synthesis Misses

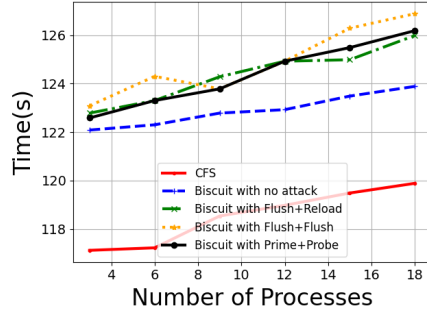


(c) Multi-NCut Misses

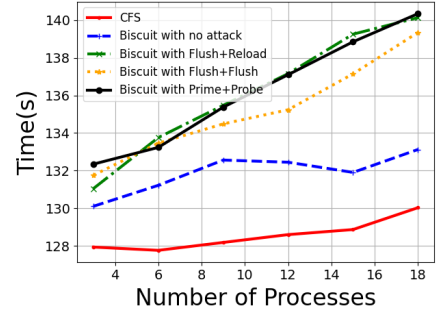
Figure 6: SDVBS Cache Misses



(a) AES Time

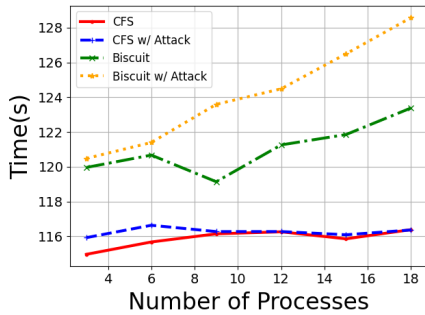


(b) RSA Time

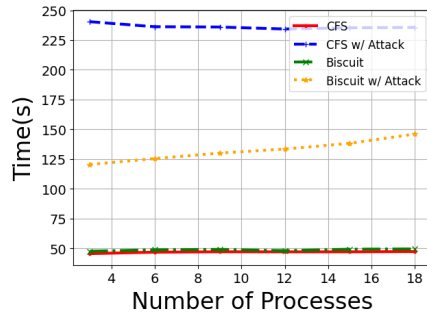


(c) ECSDA Time

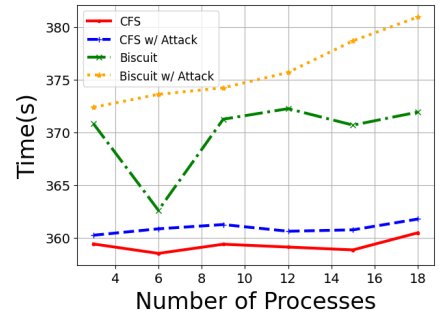
Figure 7: Timing between CFS and Biscuit for OpenSSL Algorithms alongside no attacks



(a) Stitch Time



(b) Texture Synthesis Time



(c) Multi-NCut Time

Figure 8: Timing between CFS and Biscuit for SDVBS Algorithms alongside no attacks

its shortcomings as explained before. In SDVBS, the longer programs also had a larger decrease in their cache misses. For *mser*, *svm*, and *localization*, the cache misses are identical to CFS because there is no attack due to them completing very fast. Other observations include the lines in the figures overlapping, and the Biscuit scheduler sometimes having more misses than CFS with an attack in SDVBS. The overlapping lines, like in Figure 5 for Flush+Reload, is not actually an overlap. The two graphs have different values, but the CFS with attack has a lot of misses, causing the other two lines to get combined based on the y-axis. The Biscuit scheduler has more misses in the few cases in which a process got falsely flagged as an attack and de-scheduled. Once a process is re-scheduled, it has to rewarm its cache, creating more misses. The other reason processes with Biscuit can have more misses is the non-determinism of a program’s cache misses, like in Prime+Probe for AES.

In summary, Biscuit defends against CSA and DS attacks with an overhead of less than 6% during normal scenarios (no attack) and 11% during attack scenarios which is an acceptable overhead.

7 Related Work

Refer to the introduction for the most closely related work. Here we provide a broad overview of other techniques.

“Cache-mapping” partitions the cache to make it harder for attackers to figure out addresses which belong to the same set. Methods such as [31, 32] encrypt the memory addresses using secret keys that are stored in isolated memory. This requires additional memory, and the key must be changed regularly. RPCache [43] and NewCache [23] use randomness in the cache replacement policy to prevent the attacker from mapping the cache sets, but they do not scale with the last-level cache.

Numerous techniques are based around cache lines within a set. PLcache [43] employs “line-locking”, which locks cache lines so that attackers cannot evict other processes. Similarly, Nomo [7] restricts processes to only a few lines within a cache set. In contrast to these hardware solutions, DAWG [18] and CATalyst [22] use software mechanisms to do way-partitioning. Note that all these techniques limit the number of cache lines for each process within the same set, which can lead to degradation. Intel Cache Allocation Technology [13], used as a mechanism for way-partitioning, does not duplicate shared libraries for all partitions, so side channel attacks can still detect hits of accesses to shared libraries. Since the flush instruction allows a process to remove shared memory accesses, Flush+Flush and Flush+Reload can still be used to attack the victim. In a similar fashion, SHARP [45] only evicts cache lines that are not available in the L1 or L2 caches of any process. This method requires changing hardware to allow more communication among L1, L2, and LLC. In addition, SHARP throws an alarm which needs to be

caught by the OS and can be a false positive.

Some methods require disrupting the time signals so that the attacker cannot use the timing methods. One way is to take programs and disrupt the cycles by buffering extra instructions [44]. The two programs are identical in terms of functionality, but the extra instructions means slower execution. Other methods add noise frequently to programs [50]. This method works for L1 caches but not for LLCs, because the attacker is basing his assumption on the virtual addresses. Just like cache-mapping methods, some methods like TimeWrap [27] and TSCache [36] add some randomization to timing signals, making it harder for attackers to infer the cache’s state.

These mechanisms, like those compared against in the introduction, either require hardware changes, or implement hard isolation, which leads to cache reservation and many false positives and negatives. Biscuit solves these problems with a cache-miss model tailored at the granularity of loops, and with a scheduler that first schedules efficiently and then detects and mitigates any cache-based side channel attacks and degradation of service. In particular, since Biscuit is a compiler-based solution, it can precisely compute the cache footprints (and corresponding expected cache misses) using the runtime values of loop bounds, which in turn leads to zero false positives.

8 Conclusion

In this work, we demonstrate a compiler-guided scheduler called Biscuit, which detects the cache-based side channel attacks for processes on multi-tenancy server farms with very high accuracy. We show that Biscuit is able to detect and mitigate Prime+Probe, Flush+Reload, and Flush+Flush attacks on OpenSSL cryptography algorithms with an F-score of 1, and also detect and mitigate degradation of service on a vision application suite with an F-score of 0.9375. The scheme poses low overheads: up to a maximum of 6% in a no-attack scenario, and up to a maximum of 11% in an attack scenario. Biscuit also reduced degradation of service in an attack scenario by up to 40% for one benchmark. At the heart of the scheme is the generation and use of a cache-miss model, which is inserted by the compiler at the entrances of loop nests to predict the underlying cache misses. These beacons convey the information to the scheduler, which uses them to co-schedule processes such that their combined cache footprint does not exceed the maximum capacity of the last-level cache. The scheduled processes are monitored for cache misses, and when an anomaly is detected, the scheduler performs a search to isolate the attacker. In addition, the scheme is able to detect the attacks quite early and with high detection efficiency. We believe that due to the high precision, low overhead, and ability to deal with multi-tenancy, such a scheme is practicable.

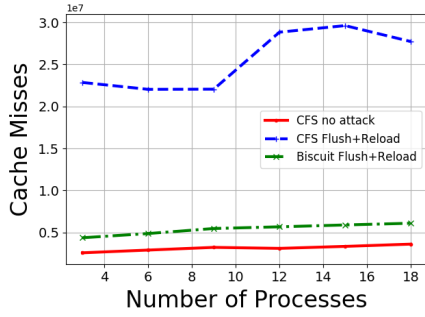
References

- [1] Martín Abadi, Mihai Budiu, Úlfar Erlingsson, and Jay Ligatti. Control-flow integrity. In *Proceedings of the 12th ACM Conference on Computer and Communications Security, CCS 2005, Alexandria, VA, USA, November 7-11, 2005*, pages 340–353, 2005.
- [2] L. A. Barroso and U. Hözlze. The case for energy-proportional computing. *Computer*, 40(12):33–37, Dec 2007.
- [3] Tyler K. Bletsch, Xuxian Jiang, and Vincent W. Freeh. Mitigating code-reuse attacks with control-flow locking. In *Twenty-Seventh Annual Computer Security Applications Conference, ACSAC 2011, Orlando, FL, USA, 5-9 December 2011*, pages 353–362, 2011.
- [4] Tyler K. Bletsch, Xuxian Jiang, Vincent W. Freeh, and Zhenkai Liang. Jump-oriented programming: a new class of code-reuse attack. In *Proceedings of the 6th ACM Symposium on Information, Computer and Communications Security, ASIACCS 2011, Hong Kong, China, March 22-24, 2011*, pages 30–40, 2011.
- [5] Marco Chiappetta, Erkey Savas, and Cemal Yilmaz. Real time detection of cache-based side-channel attacks using hardware performance counters. *Appl. Soft Comput.*, 49(C):1162–1174, December 2016.
- [6] John Criswell, Nathan Dautenhahn, and Vikram S. Adve. Kcofi: Complete control-flow integrity for commodity operating system kernels. In *2014 IEEE Symposium on Security and Privacy, SP 2014, Berkeley, CA, USA, May 18-21, 2014*, pages 292–307, 2014.
- [7] Leonid Domnitser, Aamer Jaleel, Jason Loew, Nael Abu-Ghazaleh, and Dmitry Ponomarev. Non-monopolizable caches: Low-complexity mitigation of cache side channel attacks. *ACM Trans. Archit. Code Optim.*, 8(4), January 2012.
- [8] Xinyang Ge, Weidong Cui, and Trent Jaeger. GRIFFIN: guarding control flows using intel processor trace. In *Proceedings of the Twenty-Second International Conference on Architectural Support for Programming Languages and Operating Systems, ASPLOS 2017, Xi'an, China, April 8-12, 2017*, pages 585–598, 2017.
- [9] Daniel Genkin, Adi Shamir, and Eran Tromer. Rsa key extraction via low-bandwidth acoustic cryptanalysis. In Juan A. Garay and Rosario Gennaro, editors, *Advances in Cryptology – CRYPTO 2014*, pages 444–461, Berlin, Heidelberg, 2014. Springer Berlin Heidelberg.
- [10] Daniel Gruss, Clémentine Maurice, Klaus Wagner, and Stefan Mangard. Flush+ flush: a fast and stealthy cache attack. In *International Conference on Detection of Intrusions and Malware, and Vulnerability Assessment*, pages 279–299. Springer, 2016.
- [11] Daniel Gruss, Raphael Spreitzer, and Stefan Mangard. Cache template attacks: Automating attacks on inclusive last-level caches. In *24th USENIX Security Symposium (USENIX Security 15)*, pages 897–912, Washington, D.C., August 2015. USENIX Association.
- [12] Tobias Gysi, Tobias Grosser, Laurin Brandner, and Torsten Hoefer. A fast analytical model of fully associative caches. In *Proceedings of the 40th ACM SIGPLAN Conference on Programming Language Design and Implementation, PLDI 2019*, page 816–829, New York, NY, USA, 2019. Association for Computing Machinery.
- [13] Andrew Herdrich, Edwin Verplanke, Priya Autee, Ramesh Illikkal, Chris Gianos, Ronak Singhal, and Ravi Iyer. Cache qos: From concept to reality in the intel® xeon® processor e5-2600 v3 product family. In *2016 IEEE International Symposium on High Performance Computer Architecture (HPCA)*, pages 657–668. IEEE, 2016.
- [14] Hong Hu, Chenxiong Qian, Carter Yagemann, Simon Pak Ho Chung, William R. Harris, Taesoo Kim, and Wenke Lee. Enforcing unique code target property for control-flow integrity. In *Proceedings of the 2018 ACM SIGSAC Conference on Computer and Communications Security, CCS '18*, pages 1470–1486, New York, NY, USA, 2018. ACM.
- [15] S. Jana and V. Shmatikov. Memento: Learning secrets from process footprints. In *2012 IEEE Symposium on Security and Privacy*, pages 143–157, May 2012.
- [16] Taesoo Kim, Marcus Peinado, and Gloria Mainar-Ruiz. Stealthmem: System-level protection against cache-based side channel attacks in the cloud. In *Proceedings of the 21st USENIX Conference on Security Symposium, Security'12*, page 11, USA, 2012. USENIX Association.
- [17] Yoongu Kim, Ross Daly, Jeremie Kim, Chris Fallin, Ji Hye Lee, Donghyuk Lee, Chris Wilkerson, Konrad Lai, and Onur Mutlu. Flipping bits in memory without accessing them: An experimental study of dram disturbance errors. In *Proceeding of the 41st Annual International Symposium on Computer Architecture, ISCA '14*, pages 361–372, Piscataway, NJ, USA, 2014. IEEE Press.
- [18] V. Kiriansky, I. Lebedev, S. Amarasinghe, S. Devadas, and J. Emer. Dawg: A defense against cache timing attacks in speculative execution processors. In *2018 51st Annual IEEE/ACM International Symposium on Microarchitecture (MICRO)*, pages 974–987, 2018.

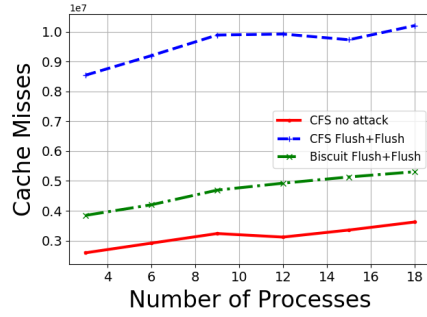
- [19] Paul Kocher, Daniel Genkin, Daniel Gruss, Werner Haas, Mike Hamburg, Moritz Lipp, Stefan Mangard, Thomas Prescher, Michael Schwarz, and Yuval Yarom. Spectre attacks: Exploiting speculative execution. *arXiv preprint arXiv:1801.01203*, 2018.
- [20] Yusuf Kulah, Berkay Dincer, Cemal Yilmaz, and ErKay Savas. Spydetector: An approach for detecting side-channel attacks at runtime. *International Journal of Information Security*, 18(4):393–422, Aug 2019.
- [21] Moritz Lipp, Michael Schwarz, Daniel Gruss, Thomas Prescher, Werner Haas, Anders Fogh, Jann Horn, Stefan Mangard, Paul Kocher, Daniel Genkin, Yuval Yarom, and Mike Hamburg. Meltdown: Reading kernel memory from user space. In *27th USENIX Security Symposium (USENIX Security 18)*, pages 973–990, Baltimore, MD, August 2018. USENIX Association.
- [22] F. Liu, Q. Ge, Y. Yarom, F. Mckeen, C. Rozas, G. Heiser, and R. B. Lee. Catalyst: Defeating last-level cache side channel attacks in cloud computing. In *2016 IEEE International Symposium on High Performance Computer Architecture (HPCA)*, pages 406–418, 2016.
- [23] F. Liu, H. Wu, K. Mai, and R. B. Lee. Newcache: Secure cache architecture thwarting cache side-channel attacks. *IEEE Micro*, 36(5):8–16, Sep. 2016.
- [24] F. Liu, Y. Yarom, Q. Ge, G. Heiser, and R. B. Lee. Last-level cache side-channel attacks are practical. In *2015 IEEE Symposium on Security and Privacy*, pages 605–622, May 2015.
- [25] Y. Liu, P. Shi, X. Wang, H. Chen, B. Zang, and H. Guan. Transparent and efficient cfi enforcement with intel processor trace. In *2017 IEEE International Symposium on High Performance Computer Architecture (HPCA)*, pages 529–540, Feb 2017.
- [26] C. Luo, Y. Fei, P. Luo, S. Mukherjee, and D. Kaeli. Side-channel power analysis of a gpu aes implementation. In *2015 33rd IEEE International Conference on Computer Design (ICCD)*, pages 281–288, Oct 2015.
- [27] R. Martin, J. Demme, and S. Sethumadhavan. Timewarp: Rethinking timekeeping and performance monitoring mechanisms to mitigate side-channel attacks. In *2012 39th Annual International Symposium on Computer Architecture (ISCA)*, pages 118–129, 2012.
- [28] Vishwath Mohan, Per Larsen, Stefan Brunthaler, Kevin W. Hamlen, and Michael Franz. Opaque control-flow integrity. In *22nd Annual Network and Distributed System Security Symposium, NDSS 2015, San Diego, California, USA, February 8-11, 2015*, 2015.
- [29] Dag Arne Osvik, Adi Shamir, and Eran Tromer. Cache attacks and countermeasures: the case of aes. In *Cryptographers’ track at the RSA conference*, pages 1–20. Springer, 2006.
- [30] Fabian Pedregosa, Gaël Varoquaux, Alexandre Gramfort, Vincent Michel, Bertrand Thirion, Olivier Grisel, Mathieu Blondel, Peter Prettenhofer, Ron Weiss, Vincent Dubourg, and et al. Scikit-learn: Machine learning in python. *J. Mach. Learn. Res.*, 12(null):2825–2830, November 2011.
- [31] Moinuddin K Qureshi. Ceaser: Mitigating conflict-based cache attacks via encrypted-address and remapping. In *2018 51st Annual IEEE/ACM International Symposium on Microarchitecture (MICRO)*, pages 775–787. IEEE, 2018.
- [32] Moinuddin K. Qureshi. New attacks and defense for encrypted-address cache. In *Proceedings of the 46th International Symposium on Computer Architecture, ISCA ’19*, pages 360–371, New York, NY, USA, 2019. ACM.
- [33] M. Sabbagh, Y. Fei, T. Wahl, and A. A. Ding. Scadet: A side-channel attack detection tool for tracking prime-probe. In *2018 IEEE/ACM International Conference on Computer-Aided Design (ICCAD)*, pages 1–8, Nov 2018.
- [34] Asanka Sayakkara, Nhien-An Le-Khac, and Mark Scanlon. A survey of electromagnetic side-channel attacks and discussion on their case-progressing potential for digital forensics. *Digital Investigation*, 29:43–54, Jun 2019.
- [35] Hovav Shacham. The geometry of innocent flesh on the bone: return-into-libc without function calls (on the x86). In *Proceedings of the 2007 ACM Conference on Computer and Communications Security, CCS 2007, Alexandria, Virginia, USA, October 28-31, 2007*, pages 552–561, 2007.
- [36] David Trilla, Carles Hernandez, Jaume Abella, and Francisco J. Cazorla. Cache side-channel attacks and time-predictability in high-performance critical real-time systems. In *Proceedings of the 55th Annual Design Automation Conference, DAC ’18*, New York, NY, USA, 2018. Association for Computing Machinery.
- [37] Eran Tromer, Dag Arne Osvik, and Adi Shamir. Efficient cache attacks on aes, and countermeasures. *Journal of Cryptology*, 23(1):37–71, 2010.
- [38] Jo Van Bulck, Marina Minkin, Ofir Weisse, Daniel Genkin, Baris Kasikci, Frank Piessens, Mark Silberstein, Thomas F Wenisch, Yuval Yarom, and Raoul Strackx. Foreshadow: Extracting the keys to the intel {SGX}

- kingdom with transient out-of-order execution. In *27th {USENIX} Security Symposium ({USENIX} Security 18)*, pages 991–1008, 2018.
- [39] Venkatanathan Varadarajan, Thomas Ristenpart, and Michael Swift. Scheduler-based defenses against cross-vm side-channels. In *Proceedings of the 23rd USENIX Conference on Security Symposium, SEC’14*, page 687–702, USA, 2014. USENIX Association.
- [40] Sravanthi Kota Venkata, Ikkjin Ahn, Donghwan Jeon, Anshuman Gupta, Christopher Louie, Saturnino Garcia, Serge Belongie, and Michael Bedford Taylor. Sd-vbs: The san diego vision benchmark suite. In *2009 IEEE International Symposium on Workload Characterization (IISWC)*, pages 55–64. IEEE, 2009.
- [41] Shuai Wang, Yuyan Bao, Xiao Liu, Pei Wang, Danfeng Zhang, and Dinghao Wu. Identifying cache-based side channels through secret-augmented abstract interpretation. In *28th USENIX Security Symposium (USENIX Security 19)*, pages 657–674, Santa Clara, CA, August 2019. USENIX Association.
- [42] Shuai Wang, Pei Wang, Xiao Liu, Danfeng Zhang, and Dinghao Wu. Cached: Identifying cache-based timing channels in production software. In *26th USENIX Security Symposium (USENIX Security 17)*, pages 235–252, Vancouver, BC, August 2017. USENIX Association.
- [43] Zhenghong Wang and Ruby B Lee. New cache designs for thwarting software cache-based side channel attacks. *ACM SIGARCH Computer Architecture News*, 35(2):494–505, 2007.
- [44] Meng Wu, Shengjian Guo, Patrick Schaumont, and Chao Wang. Eliminating timing side-channel leaks using program repair. In *Proceedings of the 27th ACM SIGSOFT International Symposium on Software Testing and Analysis*, pages 15–26. ACM, 2018.
- [45] Mengjia Yan, Bhargava Gopireddy, Thomas Shull, and Josep Torrellas. Secure hierarchy-aware cache replacement policy (sharp): Defending against cache-based side channel attacks. *SIGARCH Comput. Archit. News*, 45(2):347–360, June 2017.
- [46] Yuval Yarom and Naomi Benger. Recovering openssl ecdsa nonces using the flush+ reload cache side-channel attack. 2014.
- [47] Yuval Yarom and Katrina Falkner. Flush+reload: A high resolution, low noise, l3 cache side-channel attack. In *23rd USENIX Security Symposium (USENIX Security 14)*, pages 719–732, San Diego, CA, August 2014. USENIX Association.
- [48] Chao Zhang, Tao Wei, Zhaofeng Chen, Lei Duan, Laszlo Szekeres, Stephen McCamant, Dawn Song, and Wei Zou. Practical control flow integrity and randomization for binary executables. In *2013 IEEE Symposium on Security and Privacy, SP 2013, Berkeley, CA, USA, May 19-22, 2013*, pages 559–573, 2013.
- [49] Tianwei Zhang, Yinqian Zhang, and Ruby B Lee. Clouddarad: A real-time side-channel attack detection system in clouds. In *International Symposium on Research in Attacks, Intrusions, and Defenses*, pages 118–140. Springer, 2016.
- [50] Yinqian Zhang and Michael K Reiter. Düppel: retrofitting commodity operating systems to mitigate cache side channels in the cloud. In *Proceedings of the 2013 ACM SIGSAC conference on Computer & communications security*, pages 827–838. ACM, 2013.
- [51] Ziqiao Zhou, Michael K. Reiter, and Yinqian Zhang. A software approach to defeating side channels in last-level caches. In *Proceedings of the 2016 ACM SIGSAC Conference on Computer and Communications Security, CCS ’16*, page 871–882, New York, NY, USA, 2016. Association for Computing Machinery.
- [52] Xiaotong Zhuang, Tao Zhang, and Santosh Pande. Hide: an infrastructure for efficiently protecting information leakage on the address bus. *ACM SIGOPS Operating Systems Review*, 38(5):72–84, 2004.

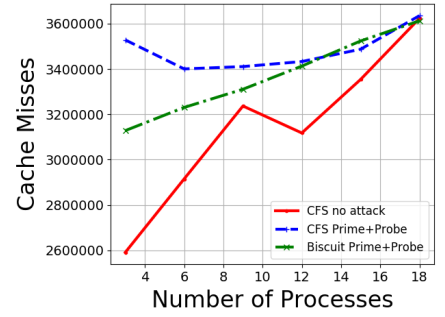
9 Appendix



(a) Flush+Reload Misses

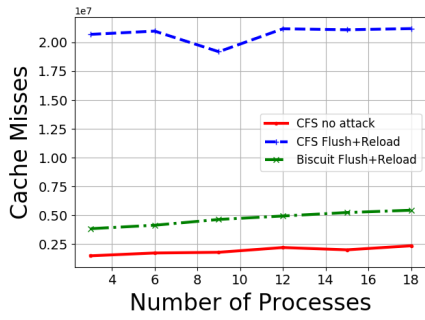


(b) Flush+Flush Misses

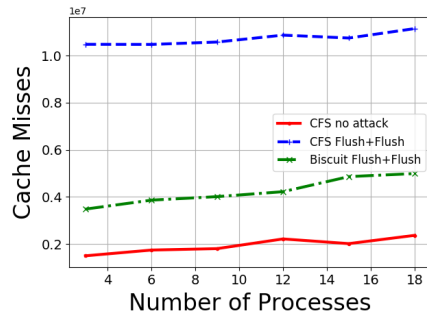


(c) Prime+Probe Misses

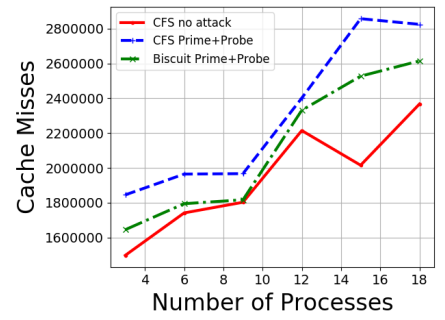
Figure 9: AES Misses



(a) Flush+Reload Misses

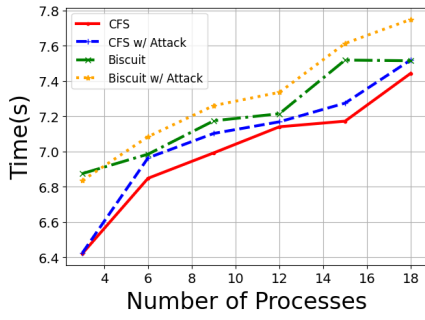


(b) Flush+Flush Misses

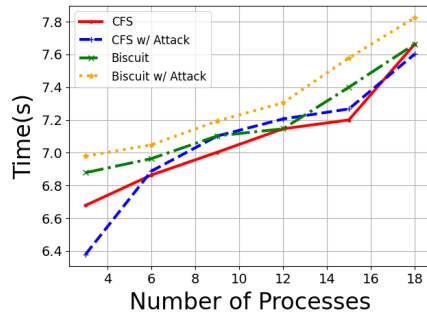


(c) Prime+Probe Misses

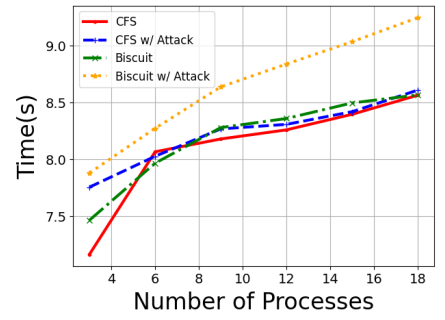
Figure 10: ECDSA Misses



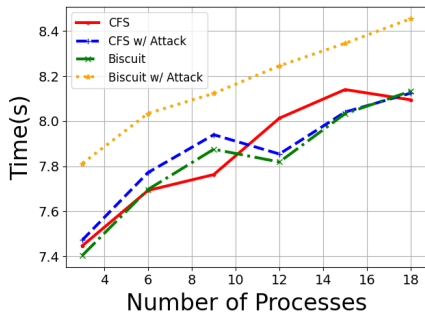
(a) Localization Time



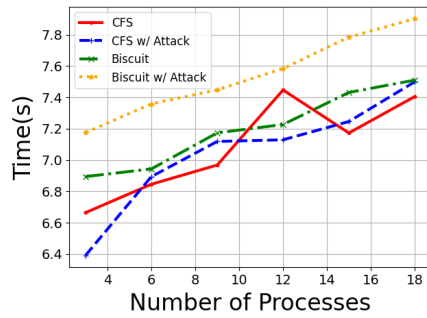
(b) Mser Time



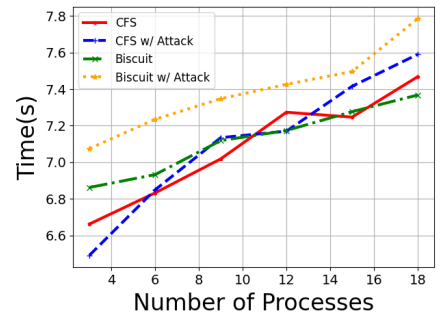
(c) Sift Time



(d) Disparity Time

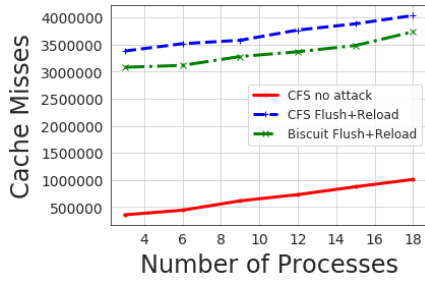


(e) SVM Time

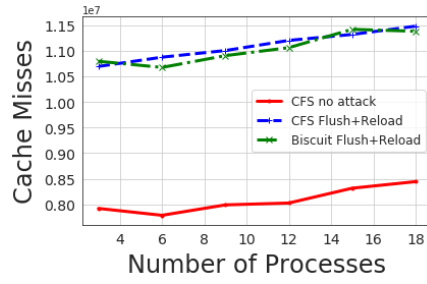


(f) Tracking Time

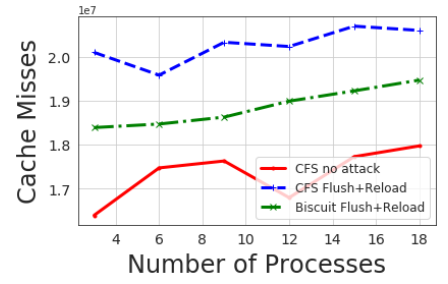
Figure 11: Timing between CFS and Biscuit for SDVBS Algorithms alongside no attacks



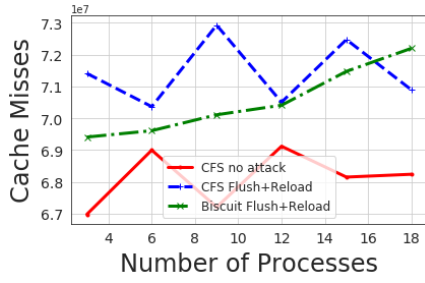
(a) Localization Misses



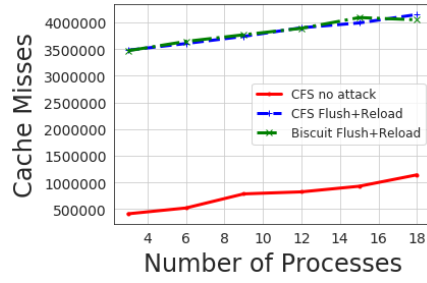
(b) Mser Misses



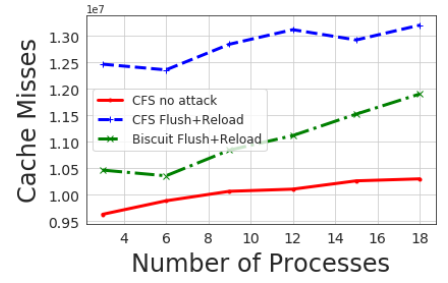
(c) Sift Misses



(d) Disparity Misses



(e) SVM Misses



(f) Tracking Misses

Figure 12: Rest of SDVBS Cache Misses