

Captioning Images with Novel Objects via Online Vocabulary Expansion

Mikihiro Tanaka¹ and Tatsuya Harada^{1,2}

¹The University of Tokyo, ²RIKEN

Abstract. In this study, we introduce a low cost method for generating descriptions from images containing novel objects. Generally, constructing a model, which can explain images with novel objects, is costly because of the following: (1) collecting a large amount of data for each category, and (2) retraining the entire system. If humans see a small number of novel objects, they are able to estimate their properties by associating their appearance with known objects. Accordingly, we propose a method that can explain images with novel objects without retraining using the word embeddings of the objects estimated from only a small number of image features of the objects. The method can be integrated with general image-captioning models. The experimental results show the effectiveness of our approach.

Keywords: Image Captioning, Novel Object Captioning

1 Introduction

Image captioning is the task of generating a natural-language sentence that summarizes an input image, and plays an important role in intelligent systems for supporting and interacting with humans. The applications include automatic indexing for images uploaded on the Web, assisting the lives of people with visual disabilities by explaining to them what is in front of their eyes, and communication between humans and agents [13,17,2]. In our lives, there is a wide array of various objects including new products such as drones and robots. For the above applications, an ideal system should be designed to describe images with the long-tailed and open-ended distribution of objects in the real world [41].

However, in general image captioning, a system can describe newly input images by constructing an image-caption paired dataset first and learning the correspondence between images and sentences. Thus, the system cannot describe images with objects that are not included in the dataset. Here, we define *objects that are not in image-caption paired datasets* as *novel objects*. In general, to describe images with novel objects, creating a dataset with manual descriptions for images containing these objects and training a whole system are needed. However, (1) the data collection cost is high because, in addition to text annotation, collecting images itself might be difficult for some categories, and (2) computation cost is high for training whole systems. Even if image-caption-paired datasets are not available, the names of novel objects (e.g., image tags)

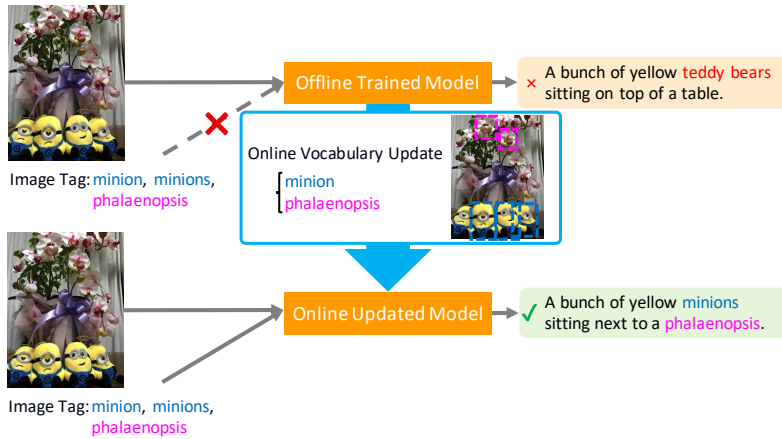


Fig. 1. Example of a sentence generated using our method. The bottom sentence is generated after online vocabulary update. The image-captioning model has no knowledge of a *minion* and a *phalaenopsis*, i.e., neither their images nor texts are seen during training. Bounding box annotations depicted in the figure are required only when the vocabulary is updated. After the vocabulary update, images with tags that include a *minion* and a *phalaenopsis* can be described without additional annotations.

are easier to obtain as they may be available as images on the Web or can be estimated by image taggers [21,38], and the names of novel objects in images are at least required for describing images with novel objects. Thus, we focus on describing images that include novel objects with tags during inference.

In recent years, some studies have been conducted on generating sentences from images with novel objects by utilizing external knowledge from (A) image classification/object detection datasets and (B) text-corpus such as Wikipedia. In [24], a method was proposed to describe images that include novel objects with tags under the vocabulary in (B) by employing word embeddings pretrained on (B). However, if a category is not present in (B), we must first collect a large number of sentences related to that category and then retrain, thereby incurring significant costs. [12,40,29] aimed to describe images with novel objects that are included in (A) by leveraging an object detector where (B) was not available. However, if some objects are not even in (A), constructing an object detector is needed, which requires higher costs compared to obtaining image tags.

We work on describing images that include novel objects with tags by a model trained on an image-caption paired dataset. To alleviate the issues arising in (1) and (2), we expand the vocabulary of this model using a small amount of annotations without requiring retraining. If a human sees a small number of images of novel objects, their properties can be estimated by comparing them with known objects with similar appearances. Estimating the properties of novel objects from visual information can also be a great clue for machines. Therefore, in this study, we propose a method that can explain images with novel objects by estimating the word embeddings of the objects using only a small number

of image features of the objects. In this method, bounding box annotations of novel objects are required only when their word embeddings are estimated for the vocabulary expansion. Although some existing studies on different tasks use a similar way to get word embeddings [4,22], they need large text-corpus and our method does not.

Fig. 1 shows an example sentence generated using our method. Although a *minion* and a *phalaenopsis* are not given in images or texts during training, the model can describe images with those using estimated word embeddings from image features in the bounding boxes without retraining. Therefore, it becomes easier to build a system that can explain images with various real-world objects by easing the problem (1) and (2). In this study, image tags are given by using ground-truths (GT). Image captioning that does not depend on the recognition performance of novel objects can be evaluated.

The contributions of this paper are as follows:

- We propose a novel task of describing images that include novel objects with tags by using a small amount of annotations without retraining in order to lower data collection costs and computation costs.
- We propose a method to solve this problem by using word embeddings of novel objects estimated from a small number of image features of the objects, and experimental results showed the effectiveness of our approach.

2 Related Works

First, we introduce image captioning. Second, we explain the captioning of images with novel objects. Finally, we summarize the difference between our study and the existing ones.

Image captioning. An encoder-decoder model that extracts features from images and decodes them by natural-language is commonly used. Many recent studies have adopted a deep neural network, namely, the deep convolutional neural network (CNN) for the encoder part and long short-term memory (LSTM) for the decoder part [11,15,30,33,26,12,36]. In addition, instead of using one LSTM, researches have been conducted to improve the sentence-generation performance using a mechanism called attention, which uses the local information of various image regions for each word to be generated. Models that use a CNN [14] or a Transformer [28] as decoders have also been proposed. In these models, a sentence is generated by repeatedly inputting the features of the output word, and output word is decided by calculating the similarity between the output from the decoder and the word embeddings trained on image-caption-paired dataset. Therefore, although some objects, which are not included in the training dataset, can be recognized, the model can not generate a sentence using those words.

Captioning images with novel objects. In the previous researches on image captioning, image-caption-paired datasets such as MSCOCO [37], Flickr 8K [20], and Flickr 30K [27], etc. were used, and only images with objects included in these dataset were studied. However, in the real world, various objects exist, and, therefore, research works on captioning images with these various objects have

been conducted in the recent years [18,35,24,12,40,34,25,3,6,39,29]. For alternative sources for obtaining the knowledge of novel objects, many studies use (A) image-classification/object-detection datasets such as ImageNet [9] and Open Image [16], and (B) Web-based large-scale text-corpus such as Wikipedia. [5] conducted research in a situation wherein (A) could not be obtained, but only (B) was available. They utilized a zero-shot detector using the features of words learned from the text-corpus to generate caption with objects that appear in (B). Furthermore, [29] utilized an object detector as (A) to generate captions with objects included in (A) without using (B). They first generated sentences using the nouns of the known objects, and replaced them with the nouns of novel objects in the second stage. Similar to our research, there exists a research on captioning images using image tags [24] during inference, and it can be used in a situation wherein (A) cannot be obtained but (B) is available. They proposed a search algorithm called constrained beam search (CBS), which could enable the model to generate unseen words by using the word embeddings, Glove [8] pre-trained on text-corpus. [25] regarded the sentences generated using CBS as GT captions, and improved the performance by proposing an iterative algorithm, which was inspired by expectation-maximization (EM) [1].

Summary. In this study, we examine captioning images with tags as [24]. Furthermore, in our setting, (A) and (B) are not available during training, but a small number of (A) is available online, which is easier to be applied to real-world applications than in existing settings. We focus on tagged images because it is easier to construct image-tag paired datasets for training image taggers compared with other tasks such as object detection; in addition, many situations exist where tags can be automatically obtained. In the situation of [24], large text-corpus of novel objects were available and the research could not be adapted if the word embeddings of novel objects were not known during training. However, in this study, we focus on the fact that humans can estimate how to describe novel objects using their appearance information. Accordingly, we propose a method that can explain images with novel objects without undergoing retraining with the estimated word embeddings of the objects using only a small number of the image features of the objects.

3 Proposed System

In this study, a description is generated from an input image that include novel objects with tags. We propose a method that can be integrated with common image-captioning models, which sequentially output words using decoders such as LSTM, CNN, and Transformer. The following functions are required to construct a system that can explain images with various real-world objects:

- (A) Low data-collection cost; large amount of data is not required for novel categories.
- (B) Low computation cost; novel categories can be added with low training cost.
- (C) Maintain the performance of known categories.

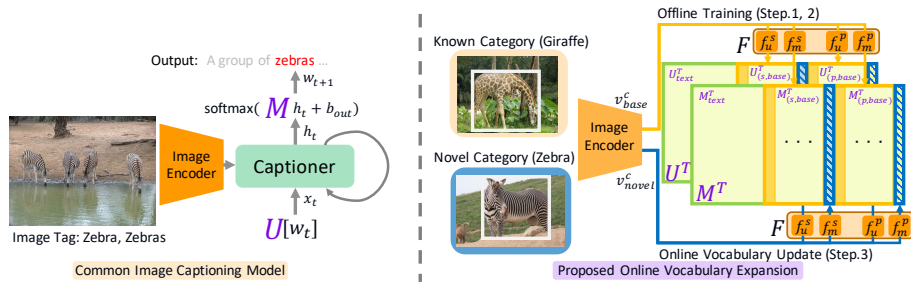


Fig. 2. The proposed model is shown. The figure on the left is a commonly used image-captioning model. A module that generates words recursively, such as an LSTM, is abbreviated as a captioner. In this study, we expand matrices U and M shown in the left figure without retraining, as depicted in the right figure. Additionally, we generate captions from images with objects that are not included in the training dataset. From the image features of the novel objects, singular and plural word embeddings of those categories are estimated for each of the matrices U and M .

To describe images with novel objects by a model that sequentially generates words, word embeddings of those categories are required. In this study, we propose a method to expand the vocabulary by estimating the word embeddings from the images of novel objects on the basis of the fact that humans can estimate the property of the novel objects by their appearances. We design a model that can add novel categories by using a small number of images without re-training, so that the required functions (A) and (B) can be satisfied. Generating a sentence S for an image I with novel objects C_{novel} is expressed as follows:

$$P(S|I) = P(C_{novel}|I)P(S|I, C_{novel}) \quad (1)$$

When no novel object is present, the aforementioned equation means normal image captioning $P(S|I)$, and we build a system that satisfies the function (C) by not changing the word embeddings of the known categories when adding novel categories. The term $P(C_{novel}|I)$ denotes a problem of recognizing whether there exist novel objects in an image. In this study, we focus on $P(S|I, C_{novel})$, which is a part of captioning images with novel objects, and we regarded that $P(C_{novel}|I)$ is given as image tags.

First, we explain the manner to expand the vocabulary. Next, we introduce the procedure to generate captions from images with novel objects using the expanded vocabulary.

3.1 Vocabulary Expansion

We propose a method to expand vocabulary by estimating word embeddings of novel objects from a small number of images features for captioning images with

novel objects. The entire system is depicted in Fig. 2. In commonly used image-captioning models, sentences are generated by inputting the previous word and then predicting the next word, and the model can be simplified as shown on the left side of the figure. The captioner in the figure comprises an LSTM and an attention module, among others. Because the proposed method changes the input and output parts, it can be applied irrespective of the structure of the captioner. The proposed model is constructed using the following procedure:

- Step.1 (Offline) Extract image feature that represents each known category.
- Step.2 (Offline) For images that contain known categories, learn image captioning by learning the converter F , which estimates the word embeddings using the image features calculated in Step.1.
- Step.3 (Online) Prepare a small number of images of novel objects, and estimate their word embeddings using the converter F trained in Step.2. The vocabulary is expanded by repeating Step.3 every time a novel object is added.

We now explain each step in the chronological order.

Step.1 (Offline). The purpose of this step is to obtain the image feature v_{base}^c , which represents each known category. The average image feature for each category can be calculated using datasets for image classification or object detection. In this study, image features were extracted using a model that classifies known categories. We used Faster R-CNN [32], which is a popular object detector for obtaining features from target object regions. We set v_{base}^c as the average feature of the output before the last layer of the model, for each category.

Step.2 (Offline). In this step, an image-captioning model is learned while learning a converter F that estimates word embeddings from the image feature v_{base}^c . By learning the converter F under the objective function of image captioning, the model learns to explain images by estimating the property of known objects using their image features. In general image captioning, all the features of words are learned from random values. However, in our method, the features of the words or phrases corresponding to the known categories are estimated using their image features. For example, if “teddy bear(s)” is in the known categories and it is found in the annotated sentences, the phrase embedding estimated using the image feature of “teddy bear” is used. Word embeddings are required in two matrices, namely, the input matrix $U \in \mathbb{R}^{V \times d1}$ and the output matrix $M \in \mathbb{R}^{V \times d2}$ (where $d1$ and $d2$ denote each feature dimension and V denotes the number of words in the vocabulary). Because we must consider both the singular and plural forms for each word, the converter comprises four functions, namely, $F = \{f_u^s, f_u^p, f_m^s, f_m^p\}$. In this study, all these functions are independent linear layers and are given as follows:

$$u_{(s,base)}^c = f_u^s(v_{base}^c) \quad (2)$$

$$u_{(p,base)}^c = f_u^p(v_{base}^c) \quad (3)$$

$$m_{(s,base)}^c = f_m^s(v_{base}^c) \quad (4)$$

$$m_{(p,base)}^c = f_m^p(v_{base}^c) \quad (5)$$

$U_{(s,base)}$ and $U_{(p,base)}$ denote the concatenated word embeddings of each category $u_{(s,base)}^c$ and $u_{(p,base)}^c$, respectively, and the word embeddings U_{text} are trained from random values. The feature x_t of the input word w_t to the captioneer in Fig. 2 is calculated as follows:

$$U = [U_{text}; U_{(s,base)}; U_{(p,base)}] \quad (6)$$

$$x_t = U[w_t] \quad (7)$$

Similar to the input matrix U , the output matrix M is calculated by concatenating $M_{(s,base)}$, $M_{(p,base)}$, and M_{text} . All the bias values in b_{out} , which indicates the ease of occurrence of each word, is learned from random values to learn from annotated sentences. The following operation is performed on the output h_t from the captioneer in Fig. 2, and the next-word probability $p(w_t|w_1, \dots, w_{t-1}, I)$ is the output. One has the following:

$$M = [M_{text}; M_{(s,base)}; M_{(p,base)}] \quad (8)$$

$$b_{out} = [b_{text}, b_{(s,base)}, b_{(p,base)}] \quad (9)$$

$$p(w_t|w_1, \dots, w_{t-1}, I) = \text{Softmax}(Mh_t + b_{out}) \quad (10)$$

The parameter θ in the caption generator and the converter F is learned by minimizing the negative log-likelihood as follows:

$$L(\theta) = - \sum_t \log p(w_t|w_1, \dots, w_{t-1}, I) \quad (11)$$

Step.3 (Online). In this step, the vocabulary is expanded by providing a small number of images of novel objects. First, v_{novel}^c is calculated using the same image-feature extractor as used in Step.1. Next, applying $F = \{f_u^s, f_u^p, f_m^s, f_m^p\}$ trained in Step.2 to the image feature of novel object v_{novel}^c in combination with v_{base}^c , we can obtain $U_{(s,base+novel)}$, $U_{(p,base+novel)}$, $M_{(s,base+novel)}$, and $M_{(p,base+novel)}$, and the vocabulary can be expanded using the equation shown below. The word embeddings of the novel categories can be obtained without retraining, and the required function (B) can be satisfied. The terms $b_{(s,novel)}$ and $b_{(p,novel)}$ corresponding to the novel categories are explained in Sec. 3.2.

$$U = [U_{text}; U_{(s,base+novel)}; U_{(p,base+novel)}] \quad (12)$$

$$M = [M_{text}; M_{(s,base+novel)}; M_{(p,base+novel)}] \quad (13)$$

$$b_{out} = [b_{out}, b_{(s,base+novel)}, b_{(p,base+novel)}] \quad (14)$$

3.2 Image Captioning with Expanded Vocabulary

Finally, we introduce a method of generating sentences for images with novel objects based on the expanded vocabulary, using the method described in Sec. 3.1.

As previously mentioned, in this study, we focus on $P(S|I, C_{novel})$, i.e., the image tags of novel objects are provided. Generally, the model is not expected to output words that were not generated during training. Furthermore, CBS [24] was adopted to effectively utilize image tags. The method performs beam search so that the sentences to be generated include image tags as constraints C , using a finite-state machine that can transition to the next state while outputting a constraint word. For example, multiple constraints can be set by giving $C=\{C1:\{\text{desk, desks}\}, C2:\{\text{chair}\}\}$, and the sentence to be generated is searched for the condition that includes chair and desk or only desks. In this study, multi-word phrases such as “hot dog” are generated as a group without dividing them into words; therefore, if the number of constraints is n , the state number would be 2^n . Using this algorithm, it is possible to generate sentences with the names of novel objects. However, we cannot still satisfy the required function (C) because the names of novel objects can be included even if an image contains only known objects. In addition, there is a problem that the same word is repeated when the bias value is set as relatively large experimentally. To simultaneously solve these problems, we set $b_{(s,novel)}$ and $b_{(p,novel)}$ of b_{out} , which correspond to the novel objects, to sufficiently small values.

4 Experiments

First, we explain the datasets used and experimental settings. Next, we introduce the results for each dataset.

4.1 Datasets and Experimental Settings

Datasets. We conducted experiments using two datasets. The first dataset is called the Held-out MSCOCO dataset [18], which is created by dividing MSCOCO into known and novel categories. This experiment aims to verify the effectiveness of the proposed method for each category using commonly used benchmarks. The second dataset is called the nocaps dataset [6], which is based on a large-scale object-detection dataset, Open Image dataset. This experiment aims to verify the usefulness of the proposed method for more diverse objects. The Held-out MSCOCO dataset is constructed by excluding images with sentences that contain any of the eight classes, namely, bottle, bus, couch, microwave, pizza, racket, suitcase, and zebra, from the training data; however, the validation/test data include these objects. The nocaps dataset is constructed using 513 categories out of 600 categories of Open Image, where 119 categories are in-domain, 394 out-domain, and the images that are included in both the categories are set as near-domain. The validation data comprises 4500 images. In this study, because the train/validation data were divided in MSCOCO, we used the validation data in the nocaps dataset as the test data.

Experimental Settings. Our method can be used by replacing the features of words used in a normal image-captioning model with those used in the proposed method. In this study, we performed an experiment based on a model

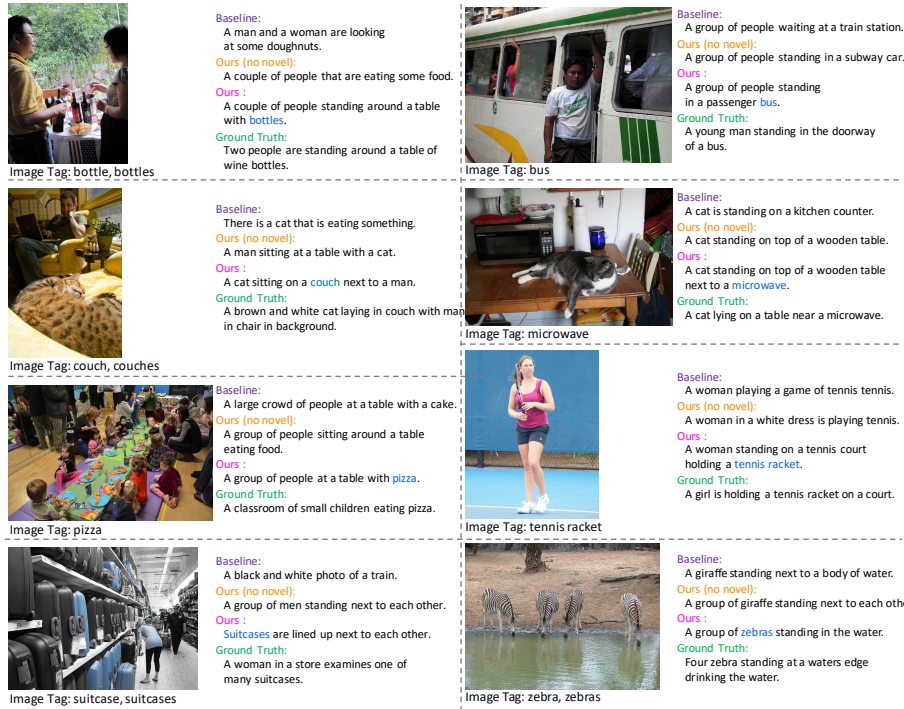


Fig. 3. Comparison of sentences generated from images with novel objects in the Held-out MSCOCO dataset. The words/phrases shown in blue are the names of novel objects.

called Updown [26], which offers high image-captioning performance. Although Updown [26] used Faster R-CNN as an image-feature extractor whose output is fed into the captioner, we used VGG-16 pretrained on ImageNet [9] in the Held-out MSCOCO dataset experiment to align the conditions with the previous researches. Updown with VGG features is referred to as Baseline. Baseline with the proposed method is referred to as Baseline + vis2w. The Faster R-CNN used for word embedding estimation in this study was trained to detect 72 classes for the experiment of the Held-out MSCOCO dataset and 80 for the experiment of the nocaps dataset. For Faster R-CNN, we used the open-source implementation [10]. For each dataset, we first performed ablation studies upon obtaining sufficient number (approximately 1000) of images for each novel object, and then we showed the performance when the number of available images was changed. We used a beam size of five.

4.2 Results on the Held-out MSCOCO Dataset

Qualitative Results. Fig. 3 shows the sentences generated from images with novel objects. Image tags are given when there are annotations of novel objects, and plural form is added only when there are multiple objects of the

Table 1. Generation evaluation based on CIDEr on the Held-out MSCOCO dataset is shown. In the column of Novel, s and p means that word embeddings of singular and plural forms are estimated respectively, and s + p means that both of them are estimated. Constraint column shows the number of constraints used for CBS and if the number is zero, normal beam search is performed. Each column of eight categories represent the performance for one of the eight novel categories. Next, 8 Categories represents the performance for images containing at least one of the eight novel categories. The rightmost Test Set shows the average performance of all test data that includes both known categories and the novel categories. The proposed method especially improves the performance of novel categories.

Methods	Novel	Constraint	Bottle	Bus	Couch	Microwave	Pizza	Racket	Suitcase	Zebra	8 Categories	Test Set
Baseline	-	0	0.659	0.423	0.680	0.628	0.417	0.798	0.407	0.348	0.532	0.836
Baseline + vis2w	-	0	0.657	0.404	0.721	0.695	0.419	0.871	0.395	0.357	0.547	0.834
Baseline + vis2w	s+p	0	0.657	0.404	0.721	0.695	0.419	0.871	0.395	0.357	0.547	0.834
Baseline + vis2w	s	1	0.648	0.792	0.969	0.984	0.866	1.037	0.534	0.748	0.829	0.852
Baseline + vis2w	s+p	2	0.675	0.786	0.955	0.964	0.823	1.041	0.559	0.841	0.834	0.852
Baseline + vis2w	s+p	1	0.672	0.797	0.974	0.984	0.865	1.039	0.562	0.841	0.847	0.855

same categories so that the model can select the word to be used while generating sentences. For example, if there is one zebra in an image, the constraint is $C=\{\text{zebra}\}$; however, if the image contains two or more zebras, the constraint is $C=\{\text{zebra}, \text{zebras}\}$. By estimating the word embeddings of the novel objects from their image features, our model generates sentences including novel objects by effectively using image tags. As shown in the example of zebra in the lower right of the figure, the proposed method can generate a sentence by selecting the word to be used when both singular and plural words are given.

Quantitative Results. First, we evaluated the sentences generated using our method using an automatic evaluation metric CIDEr [31]. Table 1 shows the results of the ablation studies. Because the performance of Baseline + vis2w, which estimates word embeddings of known categories using image features, was close to that of Baseline, the performance of generating image descriptions consisting of known objects did not deteriorate upon using our method. For Baseline + vis2w, the performance did not change when the constraint was zero, even when estimating the word embeddings of both the singular and plural forms of the novel categories, as the bias values corresponding to the novel categories were set as sufficiently small, as described in Section 3.1. CBS was performed when the constraint number was set to 1 or more, and it improved the performance. Comparing Baseline + vis2w with the singular forms of novel objects and with both singular and plural forms of novel objects, the performance was improved, especially in the case of images with zebras. This is because zebras often form a group, and, therefore, we must consider plural forms while explaining images that contain zebras. Our method generates sentences by effectively selecting singular or plural forms.

Next, we conducted an experiment to examine the change in the sentence-generation performance upon changing the number of annotations. The results are presented in Table 2. The proposed method performed even with one image, and the sentence-generation performance improved upon collecting more images

Table 2. The change in the performance is shown when the number of images of novel objects used to generate word embeddings is changed for the Held-out MSCOCO dataset. The leftmost column shows the number of the annotations used. Other columns are the same as in Table 1. The average and error ranges are shown for 50 patterns randomly selected from the annotations of the novel categories included in the train split. The more are the images used, the higher becomes the performance, and the performance achieved using 50 instances is almost similar to that achieved upon using 1000 instances.

# of annotations	Bottle	Bus	Couch	Microwave	Pizza	Racket	Suitcase	Zebra	8 Categories	Test Set
0 (w/o novel)	0.657	0.404	0.721	0.695	0.419	0.871	0.395	0.357	0.547	0.834
1	0.686 ± 0.011	0.766 ± 0.008	0.904 ± 0.012	0.950 ± 0.011	0.779 ± 0.015	1.018 ± 0.013	0.541 ± 0.006	0.820 ± 0.014	0.809 ± 0.004	0.848 ± 0.001
5	0.695 ± 0.006	0.790 ± 0.005	0.946 ± 0.008	0.973 ± 0.008	0.851 ± 0.006	1.035 ± 0.007	0.560 ± 0.004	0.837 ± 0.009	0.840 ± 0.002	0.854 ± 0.001
10	0.694 ± 0.004	0.793 ± 0.004	0.955 ± 0.007	0.973 ± 0.006	0.854 ± 0.005	1.037 ± 0.005	0.564 ± 0.003	0.847 ± 0.006	0.844 ± 0.002	0.854 ± 0.000
50	0.684 ± 0.003	0.797 ± 0.001	0.962 ± 0.004	0.983 ± 0.004	0.857 ± 0.003	1.035 ± 0.002	0.561 ± 0.002	0.852 ± 0.001	0.846 ± 0.001	0.855 ± 0.000
1000	0.672	0.797	0.974	0.984	0.865	1.039	0.562	0.841	0.847	0.855

Table 3. Comparison between results of our method and those of existing methods. Notably, different methods require different annotations for novel objects. In our setting, novel categories are added from a small number of images without any retraining. We show the results of average and error ranges when 50 patterns are randomly selected from the train split.

Methods	SPICE	METEOR	CIDEr
LRCN [7]	-	0.193	-
Images and texts are needed			
DCC [18]	0.134	0.210	0.591
NOC [34]	-	0.207	-
Base+T4 [24]	0.159	0.233	0.779
LKGA-CGM [3]	0.146	0.222	-
LSTM-C [35]	-	0.230	-
LSTM-P [39]	0.166	0.234	0.883
Texts only			
ZSC [5]	0.142	0.219	-
Only images for training a detector			
NBT [12]	0.157	0.228	0.770
DNOC [40]	-	0.216	-
CRN [29]	-	0.213	-
Only images are provided online and image tags are given			
Baseline + vis2w (0 image)	0.115	0.196	0.522
Baseline + vis2w (1 image)	0.165 ± 0.001	0.222 ± 0.001	0.780 ± 0.005
Baseline + vis2w (5 image)	0.168 ± 0.001	0.225 ± 0.001	0.802 ± 0.003
Baseline + vis2w (10 image)	0.168 ± 0.000	0.225 ± 0.000	0.803 ± 0.002
Baseline + vis2w (50 image)	0.169 ± 0.000	0.225 ± 0.000	0.805 ± 0.001
Baseline + vis2w (1000 image)	0.169	0.226	0.808

of novel categories. The performance achieved using 50 annotations was almost the same as that achieved using 1000 annotations. This result indicates the following. First, we can generate better sentences than sentences that simply contain the names of novel objects using better word embeddings estimated by multiple images. Second, the proposed method, which estimates the word embeddings of novel objects using their image features, can perform even if only a few images of those novel categories are provided.

Finally, we compared our method to those in existing studies, to show that similar performance could be achieved by our settings, as shown in Table 3. We used a beam size of one in this experiment. Our setting is different from existing studies as follows. First, our setting is disadvantageous in that novel categories are added from a small number of images without retraining, and resources are limited compared to the existing ones. On the other hand, our

setting is advantageous in that we used GT image tags, and the search width of CBS with beam size of one is approximately twice that of greedy decoding. When compared under these differences, our method performs similar to the existing ones.

4.3 Results on the Nocaps Dataset

Qualitative Results. The sentences generated using the nocaps dataset are shown in Fig. 4. We experimented on two types of image tags, one from the detector used in [6] and the other from GT annotations. Upon using image tags from GT in the rightmost column, we performed the same filtering as in [6] by sorting objects in the order of their areas. As can be seen from the top two rows, the proposed method can generate sentences that include novel objects under the correct image tags. In the proposed method, as seen from the second row from the top, because word embeddings are estimated using image features in this study, “an antelope” is output incorrectly as “a antelope”; however, this kind of errors can be easily modified via rule-based post-processing. However, the method using tags from the detector either uses unnecessary tags for explanation, which are often detected, as shown in the top row, or generates sentences using tags that are incorrectly recognized, as shown in the second row from the top. The third row from the top shows the case wherein the same tag is obtained by the detector and GT, and both of them output the correct sentence by effectively using the image tag. The fourth and fifth rows show the case wherein the detector is able to output better image tags than those by GT because of the missing annotations, and the sentences that use image tags from the detector describe images more faithfully. The bottom row shows a failure example of the proposed method. Because of the visual similarity, the word embedding of “sports uniform” was estimated to be close to that of the person.

Quantitative Results. First, we evaluated the sentences generated using our method based on automatic evaluation metrics, namely, SPICE [23] and CIDEr. Table 4 shows the results of the ablation studies. We used two types of image tags, one from the detector used in [6] and the other from GT. In [6], the performance of generating sentences that include words that have never been generated during the training was improved upon using ELMO [19], which can perform in a context wider than Glove. However, our proposed method could not reach the performance of Updown + ELMO, as [6] used the word embeddings pretrained on a large-scale text-corpus that included novel objects. In our setting, there were no images or texts associated with novel objects during the training, and no training was required to add novel categories. Comparing Updown with Updown + vis2w or with Updown + vis2w + GT, the performance of the proposed method improves as the domain moves away from the in-domain. Comparing Updown + vis2w + GT with the singular forms of novel objects and with both singular and plural forms of novel object, the performance in the latter case is better, and the proposed model can generate sentences by appropriately selecting singular or plural forms of novel objects. Contrary to the experiment on the Held-out MSCOCO dataset, Updown + vis2w + GT with two constraints is







	<p>Updown: A man and a woman standing next to each other.</p> <p>Ours (no novel): A group of people standing next to each other.</p>	<p>Ours + detector: - Image Tag jeans, trousers - Generated Sentence A woman holding a jeans and a trousers.</p>	<p>Ours + GT: - Image Tag snowman - Generated Sentence A group of people standing in the snow with a snowman.</p>
	<p>Updown: A pair of sheep standing next to each other.</p> <p>Ours (no novel): A large brown sheep standing on top of a dirt field</p>	<p>Ours + detector: - Image Tag deer, alpaca, animal - Generated Sentence A large brown alpaca standing next to a small deer.</p>	<p>Ours + GT: - Image Tag antelope, animal, camel - Generated Sentence A large brown camel standing next to a antelope.</p>
	<p>Updown: Two birds are standing near a piece of wood.</p> <p>Ours (no novel): A baby zebra standing next to a baby bird.</p>	<p>Ours + detector: - Image Tag scorpion - Generated Sentence The scorpion is standing on the dirt ground.</p>	<p>Ours + GT: - Image Tag scorpion - Generated Sentence The scorpion is standing on the dirt ground.</p>
	<p>Updown: A plate of food that is on a table.</p> <p>Ours (no novel): A plate of food that is on a table.</p>	<p>Ours + detector: - Image Tag baked goods, strawberry - Generated Sentence A plate with a piece of baked goods and strawberries.</p>	<p>Ours + GT: - Image Tag fruit, baked goods, food - Generated Sentence A plate with a food and a baked goods.</p>
	<p>Updown: A man in a red shirt and sunglasses sitting on a bench.</p> <p>Ours (no novel): A man in a red shirt is playing tennis.</p>	<p>Ours + detector: - Image Tag table tennis racket, wheelchair - Generated Sentence A man is holding a table tennis racket on a wheelchair.</p>	<p>Ours + GT: - Image Tag table tennis racket - Generated Sentence A man is holding a table tennis racket on a tennis court.</p>
	<p>Updown: a baseball player standing next to home plate.</p> <p>Ours (no novel): a baseball player standing on top of a field.</p>	<p>Ours + detector: - Image Tag helmet, roller skates, sports uniform - Generated Sentence A sports uniform standing on a field with a roller skates.</p>	<p>Ours + GT: - Image Tag baseball glove, sports uniform - Generated Sentence A sports uniform with a baseball glove on a field.</p>

Fig. 4. Comparison of sentences generated from images with novel objects on the nocaps dataset. From the left column, input images, generated sentences by Updown and Updown with the proposed word embeddings for known categories, generated sentences using the proposed method with image tags from a detector used in [6], and generated sentences using the proposed method with image tags from GT. We provide the singular and plural forms as image tags as in [6], and the plural forms are abbreviated. The first and second rows are the examples of success using tags from GT. The third row shows the case wherein the same image tags are obtained from the detector and GT. The next two rows show the examples of success using tags from the detector. The bottom example is of a failure case of the proposed method. The words or phrases depicted in blue correspond to those used as constraints from image tags.

Table 4. Sentence-generation evaluation based on SPICE and CIDEr on the nocaps dataset is shown. + detector and + GT denote the source of image tags. Note that Updown + ELMO and Updown + Elmo + GT are trained under the setting that large amount of sentences that include novel objects can be used during training, and our setting is different because novel categories are added without training. The performance is mainly improved in the out-domain using the proposed method.

Methods	Novel	Constraint	in-domain		near-domain		out-domain		Overall	
			CIDEr	SPICE	CIDEr	SPICE	CIDEr	SPICE	CIDEr	SPICE
Updown [6]	-	0	78.1	11.6	57.7	10.3	31.3	8.3	55.3	10.1
Updown + ELMO + detector [6]	s+p	2	79.3	12.4	73.8	11.4	71.7	9.9	74.3	11.2
Updown + ELMO + GT [6]	s+p	2	84.2	12.6	82.1	11.9	86.7	10.6	83.3	11.8
Updown + vis2w	-	0	74.72	11.46	54.5	10.06	26.61	7.72	51.74	9.88
Updown + vis2w + detector	s+p	2	71.9	11.0	68.5	10.78	66.08	9.82	68.5	10.62
Updown + vis2w + GT	s	2	79.03	11.57	74.4	11.05	78.57	10.47	75.91	11.01
Updown + vis2w + GT	s+p	1	80.05	11.64	72.69	11.02	68.97	10.21	73.0	10.95
Updown + vis2w + GT	s+p	2	79.53	11.54	74.67	11.11	78.21	10.67	76.09	11.08

Table 5. The change in the performance is shown when the number of the images of novel objects used to generate word embeddings is changed on the nocaps dataset. Notably, # of annotations* indicates the maximum number of annotations because the number of the training data are less than that described for some categories. The average and error ranges are shown for 50 random patterns selected from the annotations of the novel categories included in the train split. The proposed method improves the out-domain performance even with one image.

# of annotations*	in-domain		near-domain		out-domain		Overall	
	CIDEr	SPICE	CIDEr	SPICE	CIDEr	SPICE	CIDEr	SPICE
0 (w/o novel)	78.1	11.6	57.7	10.3	31.3	8.3	55.3	10.1
1	78.123 ± 0.201	11.579 ± 0.035	72.283 ± 0.140	11.015 ± 0.022	74.406 ± 0.288	10.370 ± 0.036	73.555 ± 0.119	10.967 ± 0.019
5	79.169 ± 0.199	11.565 ± 0.028	74.103 ± 0.101	11.074 ± 0.014	77.124 ± 0.163	10.523 ± 0.025	75.446 ± 0.086	11.034 ± 0.012
10	79.247 ± 0.124	11.553 ± 0.016	74.327 ± 0.085	11.083 ± 0.012	77.592 ± 0.157	10.564 ± 0.024	75.699 ± 0.072	11.047 ± 0.010
50	79.347 ± 0.094	11.538 ± 0.011	74.566 ± 0.062	11.095 ± 0.009	78.203 ± 0.111	10.613 ± 0.016	75.992 ± 0.047	11.062 ± 0.007
1000	79.53	11.54	74.67	11.11	78.21	10.67	76.09	11.08

better than that with one constraint, as there are more types of novel categories in the nocaps dataset, and two or more novel objects often need to be described.

Next, we conducted an experiment to examine the change in the sentence-generation performance upon is changing the number of annotations. The results are presented in Table 5. The performance increases as the domain moves away from the in-domain. The proposed method can perform with a small number of images of novel objects, even when there is a single image for each category. As the number of annotations increased, the sentence-generation performance also increased in the same way as in Table 2.

5 Conclusions

In this research, we examined captioning images that include novel objects with tags by using small amount of data without retraining. Considering that humans estimate the property of novel objects by associating them with known categories based on their visual information, we proposed a method of generating captions from images that include novel objects with their word embeddings estimated using a small number of images. The method can be applied to general image-captioning models while reducing data-collection and retraining costs.

Acknowledgment

This work was partially supported by JST CREST Grant Number JPMJCR1403, and partially supported by JSPS KAKENHI Grant Number JP19H01115. We would like to thank Atsuhiko Noguchi, Hiroaki Yamane, Yusuke Mukuta and James Borg for helpful discussions.

References

1. A. P. Dempster, N. M. Laird, D. B. Rubin: Maximum likelihood from incomplete data via the EM algorithm. In: *Journal of the royal statistical society. Series B (methodological)* (1977)
2. Abhishek Das, Satwik Kottur, Khushi Gupta, Avi Singh, Deshraj Yadav, Jos M.F. Moura, Devi Parikh, Dhruv Batra: Visual Dialog. In: *CVPR* (2017)
3. Aditya Mogadala, Umanga Bista, Lexing Xie, Achim Rettinger: Describing natural images containing novel objects with knowledge guided assistance. In: *arXiv preprint arXiv:1710.06303*, (2017)
4. Andrea Frome, Greg S. Corrado, Jonathon Shlens, Samy Bengio, Jeffrey Dean, MarcAurelio Ranzato, Tomas Mikolov: Devise: A deep visual-semantic embedding model. In: *NIPS* (2013)
5. Berkan Demirel, Ramazan Gokberk Cinbis, Nazli Ikizler-Cinbis: Image Captioning with Unseen Objects. In: *BMVC* (2019)
6. Harsh Agrawal, Karan Desai, Yufei Wang, Xinlei Chen, Rishabh Jain, Mark Johnson, Dhruv Batra, Devi Parikh, Stefan Lee, Peter Anderson: nocaps: novel object captioning at scale. In: *ICCV* (2019)
7. Jeffrey Donahue, Lisa Anne Hendricks, Sergio Guadarrama, Marcus Rohrbach, Subhashini Venugopalan, Kate Saenko, Trevor Darrell: Long-term recurrent convolutional networks for visual recognition and description. In: *CVPR* (2015)
8. Jeffrey Pennington, Richard Socher, Christopher D. Manning: GloVe: Global Vectors for Word Representation. In: *EMNLP* (2014)
9. Jia Deng, Wei Dong, Richard Socher, Li-Jia Li, Kai Li, Li Fei-Fei: ImageNet: A Large-Scale Hierarchical Image Database. In: *CVPR* (2009)
10. Jianwei Yang, Jiasen Lu, Dhruv Batra, Devi Parikh: A faster pytorch implementation of faster r-cnn. <https://github.com/jwyang/faster-rcnn.pytorch>
11. Jiasen Lu, Caiming Xiong, Devi Parikh, Richard Socher: Knowing When to Look: Adaptive Attention via A Visual Sentinel for Image Captioning. In: *CVPR* (2017)
12. Jiasen Lu, Jianwei Yang, Dhruv Batra, Devi Parikh: Neural Baby Talk. In: *CVPR* (2018)
13. Junhua Mao, Jonathan Huang, Alexander Toshev, Oana Camburu, Alan Yuille, Kevin Murphy: Generation and Comprehension of Unambiguous Object Descriptions. In: *CVPR* (2016)
14. Jyoti Aneja, Aditya Deshpande, Alexander Schwing: Convolutional Image Captioning. In: *CVPR* (2018)
15. Kelvin Xu, Jimmy Lei Ba, Ryan Kiros, Kyunghyun Cho, Aaron Courville, Ruslan Salakhutdinov, Richard S. Zemel, Yoshua Bengio: Show, attend and tell: Neural image caption generation with visual attention. In: *ICML* (2015)
16. Krasin Ivan, Duerig Tom, Alldrin Neil, Ferrari Vittorio, Abu-El-Haija Sami, Kuznetsova Alina, Rom Hassan, Uijlings Jasper, Popov Stefan, Veit Andreas, Belongie Serge, Gomes Victor, Gupta Abhinav, Sun Chen, Chechik Gal, Cai David,

- Feng Zheyun, Narayanan Dhyanesh, Murphy Kevin: OpenImages: A public dataset for large-scale multi-label and multi-class image classification. Dataset available from <https://github.com/openimages> (2017)
17. Licheng Yu, Hao Tan, Mohit Bansal, Tamara L. Berg: A Joint Speaker-Listener-Reinforcer Model for Referring Expressions. In: CVPR (2017)
 18. Lisa Anne Hendricks, Subhashini Venugopalan, Marcus Rohrbach, Raymond Mooney, Kate Saenko, Trevor Darrell: Deep Compositional Captioning: Describing Novel Object Categories without Paired Training Data. In: CVPR (2016)
 19. Matthew E. Peters, Mark Neumann, Mohit Iyyer, Matt Gardner, Christopher Clark, Kenton Lee, Luke Zettlemoyer: Deep contextualized word representations. In: NAACL (2018)
 20. Micah Hodosh, Peter Young, Julia Hockenmaier: Framing Image Description as a Ranking Task: Data, Models and Evaluation Metrics. In: Journal of Artificial Intelligence Research. vol. 47, pp. 853–899 (2013)
 21. Minmin Chen, Alice X Zheng, Kilian Q Weinberger: Fast Image Tagging. In: ICML (2013)
 22. Mohammad Norouzi, Tomas Mikolov, Samy Bengio, Yoram Singer, Jonathon Shlens, Andrea Frome, Greg S. Corrado, Jeffrey Dean: Zero-shot learning by convex combination of semantic embeddings. In: ICLR (2014)
 23. Peter Anderson, Basura Fernando, Mark Johnson, Stephen Gould: SPICE: Semantic Propositional Image Caption Evaluation. In: ECCV (2016)
 24. Peter Anderson, Basura Fernando, Mark Johnson, Stephen Gould: Guided Open Vocabulary Image Captioning with Constrained Beam Search. In: EMNLP (2017)
 25. Peter Anderson, Stephen Gould, Mark Johnson: Partially-Supervised Image Captioning. In: NIPS (2018)
 26. Peter Anderson, Xiaodong He, Chris Buehler, Damien Teney, Mark Johnson, Stephen Gould, Lei Zhang: Bottom-Up and Top-Down Attention for Image Captioning and Visual Question Answering. In: CVPR (2018)
 27. Peter Young, Alice Lai, Micah Hodosh, Julia Hockenmaier: From image descriptions to visual denotations: New similarity metrics for semantic inference over event descriptions. In: TACL. vol. 2, pp. 67–78 (2014)
 28. Piyush Sharma, Nan Ding, Sebastian Goodman, Radu Soricut: Conceptual Captions: A Cleaned, Hypernymed, Image Alt-text Dataset For Automatic Image Captioning. In: ACL (2018)
 29. Qianyu Feng, Yu Wu, Hehe Fan, Chenggang Yan, Yi Yang: Cascaded Revision Network for Novel Object Captioning. In: TCSVT (2020)
 30. Quanzeng You, Hailin Jin, Zhaowen Wang, Chen Fang, Jiebo Luo: Image Captioning with Semantic Attention. In: CVPR (2016)
 31. Ramakrishna Vedantam, C. Lawrence Zitnick, Devi Parikh: CIDEr: Consensus-based Image Description Evaluation. In: CVPR (2015)
 32. Shaoqing Ren, Kaiming He, Ross Girshick, Jian Sun: Faster R-CNN: Towards real-time object detection with region proposal networks. In: NIPS (2015)
 33. Steven J. Rennie, Etienne Marcheret, Youssef Mroueh, Jerret Ross, Vaibhava Goel: Self-critical Sequence Training for Image Captioning. In: CVPR (2017)
 34. Subhashini Venugopalan, Lisa Anne Hendricks, Marcus Rohrbach, Raymond Mooney, Trevor Darrell, Kate Saenko: Captioning Images with Diverse Objects. In: CVPR (2017)
 35. Ting Yao, Yingwei Pan, Yehao Li, Tao Mei: Incorporating Copying Mechanism in Image Captioning for Learning Novel Objects. In: CVPR (2017)
 36. Ting Yao, Yingwei Pan, Yehao Li, Tao Mei: Exploring Visual Relationship for Image Captioning. In: ECCV (2018)

37. Tsung-Yi Lin, Michael Maire, Serge Belongie, James Hays, Pietro Perona, Deva Ramanan, Piotr Dollár, Larry Zitnick: Microsoft COCO: Common Objects in Context. In: ECCV (2014)
38. Yang Zhang, Boqing Gong, Mubarak Shah: Fast zero-shot image tagging. In: CVPR (2016)
39. Yehao Li, Ting Yao, Yingwei Pan, Hongyang Chao, Tao Mei: Pointing Novel Objects in Image Captioning. In: CVPR (2019)
40. Yu Wu, Linchao Zhu, Lu Jiang, Yi Yang: Decoupled Novel Object Captioner. In: ACMMM (2018)
41. Ziwei Liu, Zhongqi Miao, Xiaohang Zhan, Jiayun Wang, Boqing Gong, Stella X. Yu: Large-scale long-tailed recognition in an open world. In: CVPR (2019)