

Instabilities and order reduction phenomenon of an interpolation based multirate Runge–Kutta–Chebyshev method

Assyr Abdulle*

Giacomo Rosilho de Souza†

November 9, 2021

Abstract

An explicit stabilized additive Runge–Kutta scheme is proposed. The method is based on a splitting of the problem in severely stiff and mildly stiff subproblems, which are then independently solved using a Runge–Kutta–Chebyshev scheme. The number of stages is adapted according to the subproblem’s stiffness and leads to asynchronous integration needing ghost values. Whenever ghost values are needed, linear interpolation in time between stages is employed. One important application of the scheme is for parabolic partial differential equations discretized on a nonuniform grid. The goal of this paper is to introduce the scheme and prove on a model problem that linear interpolations trigger instabilities into the method. Furthermore, we show that it suffers from an order reduction phenomenon. The theoretical results are confirmed numerically.

Key words. local time-stepping, additive methods, stiff equation, Chebyshev methods, multirate method, instability, order reduction

AMS subject classifications. 65L04, 65L06, 65L07, 65L20, 65L70

1 Introduction

We consider the ordinary differential equation (ODE)

$$y' = f(y) \quad t > 0, \quad y(0) = y_0, \quad (1.1)$$

where $y(t) \in \mathbb{R}^n$ with $n \geq 2$, $f : \mathbb{R}^n \rightarrow \mathbb{R}^n$ is a smooth function and $y_0 \in \mathbb{R}^n$ is the initial value. We suppose that f can be split in a severely stiff and a mildly stiff term in the following sense: there is a diagonal matrix $D \in \mathbb{R}^{n \times n}$ such that $D_{ii} = 0$ or $D_{ii} = 1$ for $i = 1, \dots, n$ and Df , $(I - D)f$ are a severely stiff and a mildly stiff term, respectively.¹ A typical example are spatially discretized parabolic problems with a locally refined region. Time discretization leads to a system of ODEs where the eigenvalues of the Jacobian depend on the mesh size and severely stiff components correspond to the refined region. In contrast, mildly stiff components correspond to the coarse region (where the CFL condition still holds).

Since there is a stiff term Df then integration of (1.1) becomes expensive, even if stiffness is induced by a few components only. Multirate methods exploit the special structure of the problem in order to reduce the computational cost. This is often achieved by adapting the Runge–Kutta (RK) method or the step size to the specific partition of the system and employing interpolations or extrapolations for coupling the components together. It is known that the coupling strategy between the stiff and nonstiff terms strongly affects the stability of the system. Indeed a major difficulty in the field is to construct stable multirate methods (see for instance [4, 6, 7, 8, 9]).

The goal of this report is to discuss the properties of an additive Runge–Kutta–Chebyshev (RKC) scheme, which turns out to be very similar to the method described in [13]. First, we will show that

*assyр.abdulle@epfl.ch

†giacomo.rosilhodesouza@epfl.ch

École Polytechnique Fédérale de Lausanne (EPFL), SB-MATH-ANMC, Station 8, 1015 Lausanne, Switzerland.

¹We are aware that "severely stiff" and "mildly stiff" are qualitative somewhat imprecise characterizations. This is meant to indicate that the fastest dynamics are in the severely stiff terms. Since the slower scales can still be fast enough to prevent the use of classical explicit schemes, we call them mildly stiff.

the linear interpolations employed in the scheme might render the integration process unstable. Second, we discuss an order reduction phenomenon observed in numerical experiments.

For these reasons, we introduce in [2] a different multirate RKC scheme, called mRKC, that is free of interpolations, explicit and stable.

The remaining of this report is structured as follows. In Section 2 we introduce the method, show the instabilities on a model problem and discuss the order reduction phenomenon. Numerical experiments are provided in Section 3.

2 The additive Runge–Kutta–Chebyshev method

We present here an additive method which uses two RKC schemes simultaneously. Depending on the choice of coefficients the method can be of first- or second-order accurate. The scheme preserves the explicitness of the RKC schemes and does not need any predictor step, but makes use of linear interpolations in time between stages. We will show that these interpolations create instabilities and lead to order reduction.

2.1 The Runge–Kutta–Chebyshev method

Chebyshev methods are a family of explicit stabilized Runge–Kutta methods [1, 3, 5, 10, 11, 12, 14] with variable number of stages. The number of stages s determines the size of the stability domain, who grows as βs^2 in the direction of the negative real axis. Methods up to order four have been derived [1]. Among these methods, we consider here the Runge–Kutta–Chebyshev (RKC) methods introduced in [14, 16, 17, 15]. First- and second-order RKC schemes have been derived, for which $\beta \approx 2$ and $\beta \approx 0.65$, respectively.

Let $\tau > 0$ be the step size, ρ the spectral radius of the Jacobian of f (evaluated in y_0) and $s \in \mathbb{N}$ such that $\tau\rho \leq \beta s^2$. One step of the RKC scheme is given by

$$\begin{aligned} k_0 &= y_0, \\ k_1 &= k_0 + \tau\mu_1 f(k_0), \\ k_i &= \nu_i k_{i-1} + \kappa_i k_{i-2} + (1 - \nu_i - \kappa_i)k_0 + \tau\mu_i f(k_{i-1}) + \tau\gamma_i f(k_0) \quad \text{for } i = 2, \dots, s, \\ y_1 &= k_s. \end{aligned} \tag{2.1}$$

The stages k_i are an approximation of $y(c_i\tau)$, with $\{c_i\}_{i=0}^s$ a strictly increasing sequence satisfying $c_0 = 0$ and $c_s = 1$. The definition of sequences μ, ν, κ, γ and c depends on s and the order of the method.

Applying the RKC scheme to the test equation $y' = \lambda y$ with $\lambda \in \mathbb{C}$ one gets $y_1 = R_s(\tau\lambda)y_0$, where R_s is the stability polynomial of the RKC scheme. It is clear that $|y_1| \leq |y_0|$ if, and only if, $|R_s(\tau\lambda)| \leq 1$, hence the stability domain of the method is defined by $\mathcal{S} = \{z \in \mathbb{C} : |R_s(z)| \leq 1\}$. In Fig. 1(a) we depict the stability domain of the first-order RKC scheme for $s = 5$ and we observe that in some regions the scheme is not stable in the imaginary direction. For this reason, a damping parameter $\varepsilon \geq 0$ is introduced in the method in order to obtain a stability domain containing a narrow strip along the negative real axis (see [5, 14] for details). We show in Fig. 1(b) the stability domain of the first-order RKC scheme with a damping parameter $\varepsilon = 0.05$, we observe that it is slightly shorter but stable in the imaginary direction. Taking a damping parameter larger than needed is not convenient since the length of the stability domain decreases and the method would require more function evaluations (β is a decreasing function of ε).

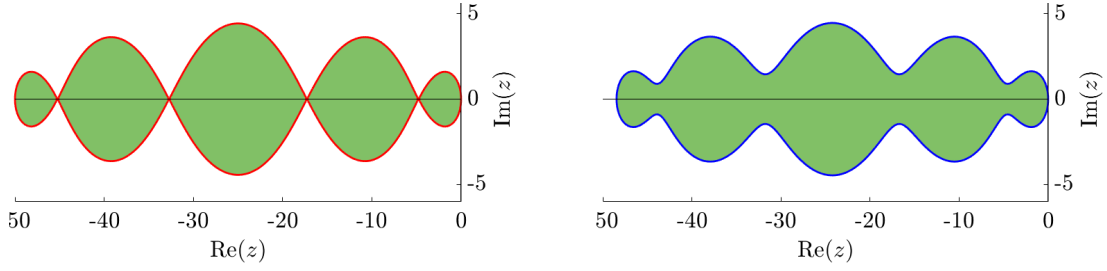
2.2 An additive Runge–Kutta–Chebyshev method

In order to introduce the additive RKC scheme we split (1.1) into a stiff and a mildly stiff problem, which are then integrated independently using two RKC schemes. When communication between the two subproblems is needed, linear interpolation in time is employed.

Equation splitting

Let $D \in \mathbb{R}^{n \times n}$ be a diagonal matrix such that $D_{ii} = 1$ or $D_{ii} = 0$ and $E = I - D$, where $I \in \mathbb{R}^{n \times n}$ is the identity matrix. Then (1.1) can be written as

$$y' = Df(Dy + Ey) + Ef(Dy + Ey) \tag{2.2}$$



(a) Stability domain of the undamped method.

(b) Stability domain of the damped method, with $\varepsilon = 0.05$.

Figure 1. Stability domain of the damped and undamped first-order RKC method with $s = 5$ stages.

and multiplying (2.2) either by D or E yields

$$Dy' = Df(Dy + Ey), \quad (2.3a)$$

$$Ey' = Ef(Dy + Ey), \quad (2.3b)$$

as $DE = ED = 0$, $D^2 = D$ and $E^2 = E$. Letting $y_F = Dy$, $y_S = Ey$, $f_F = Df$ and $f_S = Ef$ we can rewrite (2.3) as

$$y'_F = f_F(y_F + y_S), \quad t > 0 \quad y_F(0) = Dy_0, \quad (2.4a)$$

$$y'_S = f_S(y_F + y_S), \quad t > 0 \quad y_S(0) = Ey_0. \quad (2.4b)$$

Usually, the matrix D is chosen such that f_F is stiff (F for fast) and f_S is less stiff compared to f_F (S for slow).

The additive RKC algorithm

The additive RKC (ARKC) scheme integrates the two problems in (2.4) separately, applying an RKC method to each equation. Integration is performed simultaneously and linear interpolation is employed for the equations' coupling.

Given ρ_F, ρ_S the spectral radii of the Jacobians of f_F, f_S , respectively, choose s and m such that $\tau\rho_F \leq \beta m^2$ and $\tau\rho_S \leq \beta s^2$. The ARKC scheme integrates (2.4a) using m stages and (2.4b) using s stages. Since f_F is supposed to be stiffer than f_S then $m \geq s$. In the following we call $\mu_i, \nu_i, \kappa_i, \gamma_i$ and c_i the coefficients of an s -stage RKC method and $\alpha_j, \beta_j, \delta_j, \zeta_j$ and d_j the coefficients of an m -stage RKC method. Further, k_i will be an approximation to $y_S(c_i\tau)$ and l_j an approximation to $y_F(d_j\tau)$.

If $y_F(t)$ was known, we could integrate (2.4b) with the scheme

$$\begin{aligned} k_0 &= y_S(0), \\ k_1 &= k_0 + \tau\mu_1 f_S(y_F(0) + k_0), \\ k_i &= \nu_i k_{i-1} + \kappa_i k_{i-2} + (1 - \nu_i - \kappa_i)k_0 \\ &\quad + \tau\mu_i f_S(y_F(c_{i-1}\tau) + k_{i-1}) + \tau\gamma_i f_S(y_F(0) + k_0) \quad \text{for } i = 2, \dots, s. \end{aligned} \quad (2.5a)$$

Alternatively, if $y_S(t)$ was known, we could integrate (2.4a) with the scheme

$$\begin{aligned} l_0 &= y_F(0), \\ l_1 &= l_0 + \tau\alpha_1 f_F(l_0 + y_S(0)), \\ l_j &= \beta_j l_{j-1} + \delta_j l_{j-2} + (1 - \beta_j - \delta_j)l_0 \\ &\quad + \tau\alpha_j f_F(l_{j-1} + y_S(d_{j-1}\tau)) + \tau\zeta_j f_F(l_0 + y_S(0)) \quad \text{for } j = 2, \dots, m. \end{aligned} \quad (2.5b)$$

However, as neither y_F nor y_S are known they must be approximated. Since

$$y_F(c_i\tau) \approx y_F(d_{j-1}\tau) + \frac{c_i - d_{j-1}}{d_j - d_{j-1}}(y_F(d_j\tau) - y_F(d_{j-1}\tau)) \quad \text{for } d_{j-1} < c_i \leq d_j$$

and $l_j \approx y_F(d_j\tau)$ then we approximate $y_F(c_i\tau)$ by \tilde{l}_i defined by

$$\tilde{l}_i = l_{j-1} + \frac{c_i - d_{j-1}}{d_j - d_{j-1}}(l_j - l_{j-1}), \quad \text{where } d_{j-1} < c_i \leq d_j. \quad (2.6a)$$

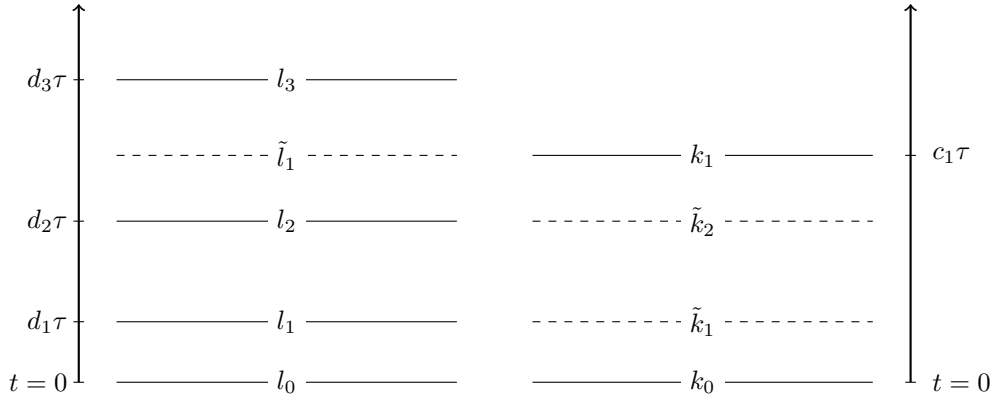


Figure 2. Illustration of the ARKC algorithm, solid lines represent the stages k_i, l_j while dashed lines represent the interpolations \tilde{k}_j, \tilde{l}_i . In this example, the algorithm proceeds as follows. As k_0 and l_0 are known the scheme can compute k_1 and l_1 , which are approximations at times $c_1\tau$ and $d_1\tau$, respectively, with $d_1 < c_1$. Then, it cannot compute k_2 , as it would need \tilde{l}_1 , which is an interpolation of l_2 and l_3 , that are not yet computed. But, it can compute l_2 for which \tilde{k}_1 , an interpolation between k_1 and k_0 , can be computed. Once l_2 is computed, k_2 can still not be computed as l_3 is missing. But it can compute l_3 , which requires an interpolation \tilde{k}_2 of k_1 and k_0 (note that \tilde{k}_1, \tilde{k}_2 are both interpolations of k_0 and k_1 , but at different times $d_1\tau, d_2\tau$, respectively). Once l_3 is known \tilde{l}_1 can be computed and k_2 can be evaluated. Informally, we observe that the rule is to advance the variable which is behind in time.

A similar strategy is used for $y_S(d_j\tau)$, we approximate it by

$$\tilde{k}_j = k_{i-1} + \frac{d_j - c_{i-1}}{c_i - c_{i-1}}(k_i - k_{i-1}), \quad \text{where} \quad c_{i-1} < d_j \leq c_i. \quad (2.6b)$$

Replacing in (2.5) the exact values $y_F(c_i\tau)$, $y_S(d_j\tau)$ by the approximations \tilde{l}_i , \tilde{k}_j , respectively, yields a fully discrete scheme. Letting $y_0 = y(0)$, one step of the ARKC method is given by

$$\begin{aligned} k_0 &= E y_0, \\ k_1 &= k_0 + \tau \mu_1 f_S(l_0 + k_0), \\ k_i &= \nu_i k_{i-1} + \kappa_i k_{i-2} + (1 - \nu_i - \kappa_i) k_0 \\ &\quad + \tau \mu_i f_S(\tilde{l}_{i-1} + k_{i-1}) + \tau \gamma_i f_S(l_0 + k_0) \quad \text{for } i = 2, \dots, s \end{aligned} \quad (2.7a)$$

and

$$\begin{aligned} l_0 &= D y_0, \\ l_1 &= l_0 + \tau \alpha_1 f_F(l_0 + k_0), \\ l_j &= \beta_j l_{j-1} + \delta_j l_{j-2} + (1 - \beta_j - \delta_j) l_0 \\ &\quad + \tau \alpha_j f_F(l_{j-1} + \tilde{k}_{j-1}) + \tau \zeta_j f_F(l_0 + k_0) \quad \text{for } j = 2, \dots, m, \end{aligned} \quad (2.7b)$$

where \tilde{k}_j, \tilde{l}_i are defined in (2.6) and $y_1 = k_s + l_m$ is an approximation to $y(\tau)$.

Observe as the conditions on c_i, d_j in interpolations (2.6) impose an interlaced evaluation order for the stages k_i, l_j in (2.7). For instance, the algorithm can compute both k_1, l_1 as k_0 and l_0 are known. But then it can compute k_2 only if $c_1 \leq d_1$. Indeed, the computation of k_2 requires \tilde{l}_1 and the latter needs l_j , where j is such that $c_1 \leq d_j$. Since only l_1 has been computed, the scheme can compute k_2 only if $c_1 \leq d_1$. Otherwise it computes l_2 , which can be computed if $d_1 \leq c_1$. Hence, at each iteration the algorithm verifies which condition (2.6a) or (2.6b) on c_i, d_j is satisfied and computes k_i or l_j accordingly. An illustrative example is provided in Fig. 2.

The actual implementation of the scheme is fairly simple and a pseudo-code is given in Algorithm 1 below. In the rest of the report we will study how interpolations adversely affect the stability and accuracy of the scheme.

2.3 Instability

Now, we study the stability properties of the additive RKC scheme when applied to a 2×2 system. We consider the equation

$$y' = A y, \quad t > 0 \quad y(0) = y_0, \quad (2.8)$$

Algorithm 1 ARKC

Set s, m the smallest integers satisfying $\tau\rho_F \leq \beta m^2$ and $\tau\rho_S \leq \beta s^2$.
 $k_0 = Qy_0$
 $l_0 = Py_0$
 $k_1 = k_0 + \tau\mu_1 f_S(l_0 + k_0)$
 $l_1 = l_0 + \tau\alpha_1 f_F(l_0 + k_0)$
 $i = j = 1$
while $i < s$ or $j < m$ **do**
 if $d_j < c_i$ **then**
 $\tilde{k}_j = k_{i-1} + \frac{d_j - c_{i-1}}{c_i - c_{i-1}}(k_i - k_{i-1})$
 $j = j + 1$
 $l_j = \beta_j l_{j-1} + \delta_j l_{j-2} + (1 - \beta_j - \delta_j)l_0$
 $+ \tau\alpha_j f_F(l_{j-1} + \tilde{k}_{j-1}) + \tau\zeta_j f_F(l_0 + k_0)$
 else if $c_i \leq d_j$ **then**
 $\tilde{l}_i = l_{j-1} + \frac{c_i - d_{j-1}}{d_j - d_{j-1}}(l_j - l_{j-1})$
 $i = i + 1$
 $k_i = \nu_i k_{i-1} + \kappa_i k_{i-2} + (1 - \nu_i - \kappa_i)k_0$
 $+ \tau\mu_i f_S(\tilde{l}_{i-1} + k_{i-1}) + \tau\gamma_i f_S(l_0 + k_0)$
 end if
end while
 $y_1 = k_s + l_m$

where $y_0 \in \mathbb{R}^2$ and $A \in \mathbb{R}^{2 \times 2}$ is a symmetric matrix defined by

$$A = \begin{pmatrix} \zeta & \sigma \\ \sigma & \lambda \end{pmatrix}, \quad (2.9)$$

with $\lambda, \zeta \leq 0$ and $\sigma^2 \leq \lambda\zeta$. Under these conditions A is nonpositive definite. We will study the stability of the ARKC scheme when applied to (2.8). Let

$$D = \begin{pmatrix} 0 & 0 \\ 0 & 1 \end{pmatrix}$$

and $E = I - D$. In this setting it holds $f_F(y) = DAy$ and $f_S(y) = EAy$ with $\rho_F = |\lambda|$ and $\rho_S = |\zeta|$. Since the system is linear, applying Algorithm 1 yields

$$y_1 = R_{s,m}(\tau DA, \tau EA)y_0,$$

where s, m are the number of stages chosen such that $\tau|\lambda| \leq \beta m^2$, $\tau|\zeta| \leq \beta s^2$ and $R_{s,m}(\tau DA, \tau EA)$ is the iteration matrix. The additive RKC scheme is stable if the spectral radius of $R_{s,m}(\tau DA, \tau EA)$ is bounded by one.

Let us fix $s, m \in \mathbb{N}$, if $\sigma = 0$ then the two equations defined by (2.8) are independent and the scheme is stable for all $\tau\lambda$ and $\tau\zeta$ such that $\tau|\lambda| \leq \beta m^2$ and $\tau|\zeta| \leq \beta s^2$. We want to investigate the stability of the scheme when $\sigma \neq 0$, hence with coupling. Let $z = \tau\lambda$, $w = \tau\zeta$, $u = \tau\sigma$, then

$$B := \tau A = \begin{pmatrix} w & u \\ u & z \end{pmatrix} \quad \text{and} \quad R_{s,m}(\tau DA, \tau EA) = R_{s,m}(DB, EB).$$

Since $\sigma^2 \leq \lambda\zeta$ then $u^2 \leq zw$ and in the following we consider $u = \theta\sqrt{zw}$ with $\theta \in [-1, 1]$. Thus, we define

$$B_\theta = \begin{pmatrix} w & \theta\sqrt{zw} \\ \theta\sqrt{zw} & z \end{pmatrix}$$

and denote the stability domain of the additive RKC method by

$$\mathcal{S} = \{(z, w) \in \mathbb{R}^2 : \rho(R_{s,m}(DB_\theta, EB_\theta)) \leq 1\},$$

where $\rho(\cdot)$ denotes the spectral radius of a matrix and \mathcal{S} depends implicitly on the coupling strength θ . We will study the stability of the ARKC methods for different coupling strengths θ , from $\theta = 0$ corresponding to the absence of coupling to $\theta = \pm 1$, the maximal coupling. We will let (z, w) vary

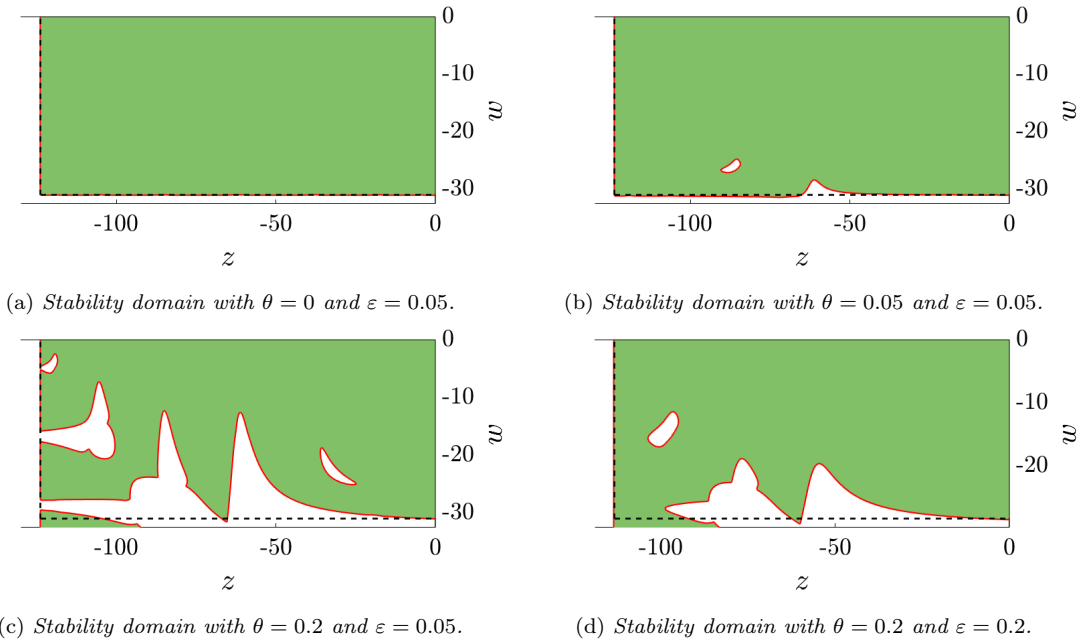


Figure 3. Stability domains of the first-order ARKC method for $m = 8$, $s = 4$.

in the rectangle $[-\beta m^2, 0] \times [-\beta s^2, 0]$, which is the stability domain of the method when there is no coupling, i.e. $\theta = 0$. The method is considered to be stable if, and only if, $[-\beta m^2, 0] \times [-\beta s^2, 0] \subset \mathcal{S}$ for all coupling strength $\theta \in [-1, 1]$.

Observe that the matrix $R_{s,m}(DB_\theta, EB_\theta)$ can be computed replacing y_0 by I , $f_F(y)$ by $DB_\theta y$ and $f_S(y)$ by $EB_\theta y$ in Algorithm 1. Hence, for some fixed s , m and θ values we display in Figs. 3 to 5 the stability domain \mathcal{S} of the ARKC methods by computing the spectral radius of $R_{s,m}(DB_\theta, EB_\theta)$ for varying $(z, w) \in [-\beta m^2, 0] \times [-\beta s^2, 0]$. The shaded regions represent the stability domains, while the dashed black lines represent the box $B_{s,m} = [-\beta m^2, 0] \times [-\beta s^2, 0]$, which is the region where the method is stable in absence of coupling, i.e. for $\theta = 0$. In Fig. 3 we show the results for the first-order ARKC method with $m = 8$ and $s = 4$. We observe in Fig. 3(a) that for $\theta = 0$ and a standard damping parameter $\varepsilon = 0.05$, the method is stable in the box $B_{s,m}$, as expected. In Figs. 3(b) and 3(c) we increase the coupling factor θ and observe that instability regions appear inside the box $B_{s,m}$. In Fig. 3(d) we try to increase the damping parameter $\varepsilon = 0.2$ and notice that it is not enough to fully stabilize the method. We observed that taking an even larger damping parameter does not stabilize the method. We perform the same experiment in Fig. 4 but taking $s = 40$ and $m = 10$, we see again that if $\theta > 0$ the method has instability regions inside the box $B_{s,m}$ and increasing the damping parameter ε does not help in stabilizing the scheme. Moreover, comparing Figs. 3 and 4 we remark that the pattern of the instability region is very different and hence not predictable. We perform the same experiment using the second-order ARKC method and obtain similar results (see Fig. 5).

Figures 3 to 5 illustrate that the additive RKC method discussed here is not stable. Furthermore, the location of the instability regions is not easy to characterize, thus changing the values of s and m does not help in stabilizing the scheme in a given region.

2.4 Order reduction in the second-order additive RKC scheme

For simplicity, we will motivate the order reduction phenomenon using a semi-discrete method, where the stage values l_j are known beforehand and are exact, that is $l_j = y_F(d_j\tau)$. Furthermore, we assume that f_S is integrated exactly by the second-order RKC scheme. In this situation, Algorithm 1 reduces to computing the exact solution $\tilde{y}_S(\tau)$ of

$$\tilde{y}'_S = f_S(\tilde{y}_F + \tilde{y}_S), \quad t \in (0, \tau] \quad y_S(0) = Ey_0,$$

where $\tilde{y}_F(t) : [0, \tau] \rightarrow \mathbb{R}^n$ is the piece-wise interpolation of $y_F(d_j\tau)$ for $j = 0, \dots, m$. This scheme is clearly more accurate than the general additive RKC scheme (i.e. when l_j are not known and f_S is not integrated exactly) and an order reduction for this semi-discrete method will imply the order reduction for the full second-order ARKC method.

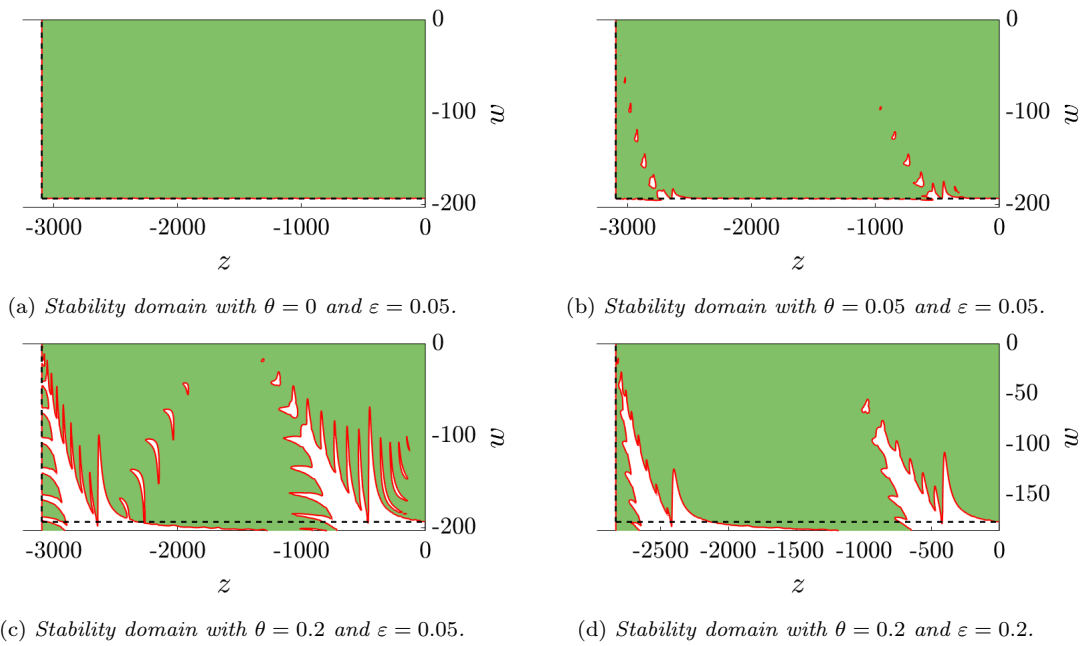


Figure 4. Stability domains of the first-order ARKC method for $m = 40$, $s = 10$.

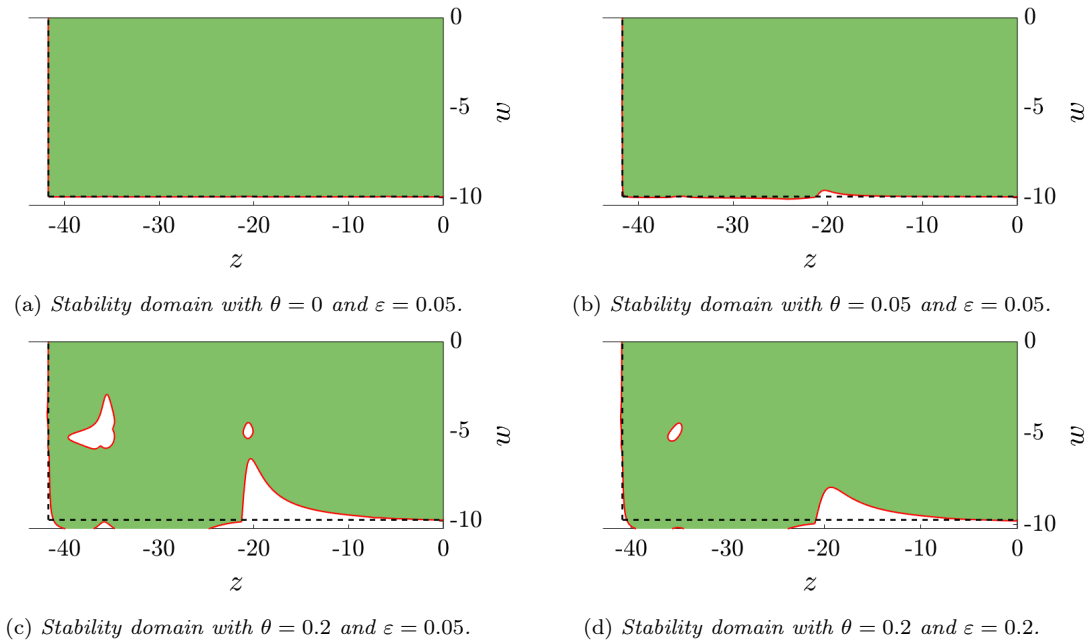


Figure 5. Stability domains of the second-order ARKC method for $m = 8$, $s = 4$.

Let us define $E_F(t) = y_F(t) - \tilde{y}_F(t)$ and $E_S(t) = y_S(t) - \tilde{y}_S(t)$ for $t \in [0, \tau]$. For $t \in [d_{j-1}\tau, d_j\tau]$, from a standard linear interpolation result we get

$$|E_F(t)| \leq C_y((d_j - d_{j-1})\tau)^2,$$

where C_y is a constant dependent on $\max_{t \in [0, \tau]} |y_F''(t)|$. For $t \in [0, \tau]$ it holds

$$E_S(t) = \int_0^t f_S(y_F(s) + y_S(s)) - f_S(\tilde{y}_F(s) + \tilde{y}_S(s)) ds = \int_0^t \int_0^1 \frac{\partial f_S}{\partial y}(\bar{y}(r, s))(E_F(s) + E_S(s)) dr ds,$$

with $\bar{y}(r, s)$ in the segment $[y_F(s) + y_S(s), \tilde{y}_F(s) + \tilde{y}_S(s)]$. Supposing $\|\frac{\partial f_S}{\partial y}\| \leq M_S$ we get

$$|E_S(t)| \leq M_S \tau \max_{s \in [0, \tau]} |E_F(s)| + M_S \int_0^t |E_S(s)| ds$$

and using Gronwall's lemma we obtain

$$\begin{aligned} |E_S(t)| &\leq M_S \tau \max_{s \in [0, \tau]} |E_F(s)| e^{\tau M_S} \\ &\leq C_y M_S e^{\tau M_S} \max_{j=1, \dots, m} |d_j - d_{j-1}|^2 \tau^3 \\ &= C_S(\tau) \max_{j=1, \dots, m} |d_j - d_{j-1}|^2 \tau^3, \end{aligned} \quad (2.10)$$

where $C_S(\tau) = C_y M_S e^{\tau M_S}$ is bounded from below by $C_y M_S$. Let us now estimate the quantity $\max_{j=1, \dots, m} |d_j - d_{j-1}|^2$ in the nonstiff and the stiff regime.

In a nonstiff regime $\tau \rho_F$ is small, where we recall that ρ_F is the spectral radius of the Jacobian of f_F . Since the stability condition of the second-order RKC method is $\tau \rho_F \leq \beta m^2$ then m is a small number in this regime. It follows that the discretization of the interval $[0, 1]$ by the nodes $\{d_j\}_{j=1}^m$ is coarse and the estimate

$$\max_{j=1, \dots, m} |d_j - d_{j-1}|^2 \leq 1 \quad (2.11)$$

is accurate, implying that

$$|E_S(t)| \leq C_S(\tau) \tau^3 \quad (2.12)$$

is tight. Therefore, in a nonstiff regime the interpolation error introduces a third-order local error in the numerical solution, without deteriorating the global second-order accuracy of the ARKC scheme.

In contrast in a stiff regime $\tau \rho_F$ is large and therefore m is large as well. For a damping parameter $\varepsilon = 0$ we have $d_j = (j^2 - 1)/(m^2 - 1)$ (see [15]) and thus

$$\max_{j=1, \dots, m} |d_j - d_{j-1}| = (d_m - d_{m-1}) = \frac{m^2 - 1 - (m-1)^2 + 1}{m^2 - 1} = \frac{2m - 1}{m^2 - 1} \approx \frac{2}{m}, \quad (2.13)$$

where the last approximation comes from the fact that m is large. Using $\tau \rho_F \leq \beta m^2$ and (2.13) yield

$$\max_{j=1, \dots, m} |d_j - d_{j-1}|^2 \approx \frac{4}{m^2} \leq \frac{4\beta}{\tau \rho_F}. \quad (2.14)$$

Hence, from (2.10) and (2.14) we obtain, approximately,

$$|E_S(t)| \leq C_S(\tau) \frac{4\beta}{\rho_F} \tau^2. \quad (2.15)$$

Let us now discuss both interpolation error (2.12) and (2.15). We observe that in the stiff regime $\tau \rho_F \gg 1$, estimate (2.14) is a second-order interpolation error. In the nonstiff regime $\tau \rho_F = \mathcal{O}(1)$, estimate (2.12) is accurate and represent a third-order interpolation error. If we now fix ρ_F and vary τ (as done in Fig. 7) the transition from stiff to nonstiff regime occurs when the step size τ is sufficiently small so that $\tau \rho_F = \mathcal{O}(1)$. This is what is seen in Fig. 7, where a second-order local interpolation error yields a first-order convergence of the ARKC, while for sufficiently small τ (nonstiff regime) a second-order convergence is recovered thanks to the third-order local interpolation error.

We note that second-order interpolation techniques for the stage values could lead to a genuine third-order interpolation error (also in the stiff regime). However, we observed that second-order interpolations techniques completely destroy the stability of the scheme and we are not aware of a strategy to avoid such instabilities.

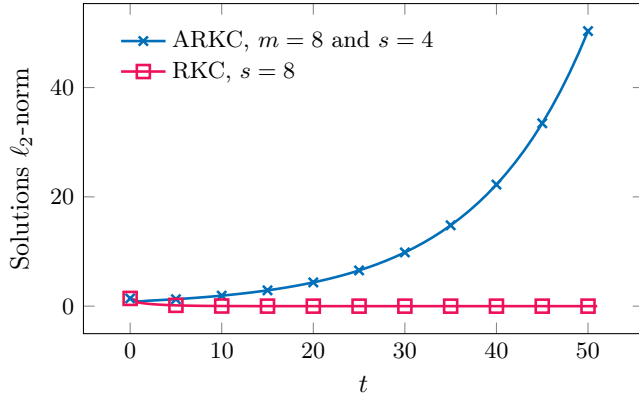


Figure 6. Stability of first-order additive RKC and standard RKC.

3 Numerical experiments

In this section we present two numerical experiments that support the results of Sections 2.3 and 2.4.

3.1 Instability on the model problem

We show numerically that the first-order ARKC scheme is unstable (a similar example can be derived for the second-order ARKC scheme as well).

We consider (2.8) with $y_0 = (1, 1)^\top$ and A as in (2.9). We want to choose $s, m, \tau, \lambda, \zeta, \sigma$ such that s, m are the smallest integers satisfying $\tau|\lambda| \leq \beta m^2$, $\tau|\zeta| \leq \beta s^2$ but $\rho(R_{s,m}(\tau PA, \tau QA)) > 1$. Looking at Fig. 3(c) we see that the couple $(z, w) = (-100, -28)$ is outside of the stability domain and $m = 8, s = 4$ are the smallest integers satisfying $|z| \leq \beta m^2$ and $|w| \leq \beta s^2$ (recall that $\beta \approx 2$). Hence, if we set $\lambda = -100, \zeta = -28, \sigma = 0.2\sqrt{\lambda\zeta}, \tau = 1$ and integrate (2.8) with the ARKC scheme then it will set $m = 8$ and $s = 4$. Since $\rho(R_{s,m}(\tau PA, \tau QA)) > 1$ we expect that the solution explodes. We display in Fig. 6 the norm of the solutions given by the first-order ARKC and the first-order RKC method, indeed we observe that the ARKC method is unstable.

3.2 Order reduction on the heat equation

We consider the heat equation

$$\partial_t u - \Delta u = g \quad (x, t) \in [0, e] \times [0, 1], \quad (3.1)$$

$$u(0, t) = u(e, t) = 0 \quad t \in [0, 1], \quad (3.2)$$

$$u(x, 0) = u_0(x) \quad x \in [0, e], \quad (3.3)$$

with g, u_0 such that the exact solution is $u(x, t) = e^{-t}x(\log(x) - 1)$. We discretize the domain $\Omega = [0, e]$ with second-order finite differences. Since u has a spatial singularity in $x = 0$ we use a uniform mesh size $H \approx 1/2^4$ in $\Omega_S = (0.005e, e)$ and a uniform mesh size $h \approx H/200$ in $\Omega_F = (0, 0.005e)$. After discretization, (3.1) can be written as

$$y' = Ay + F \quad t \in (0, 1], \quad y(0) = y_0. \quad (3.4)$$

Let D be a diagonal matrix of the same size as A such that $D_{ii} = 1$ if the i th node is in $\bar{\Omega}_F$ and $D_{ii} = 0$ else. We define $f_F(t, y) = D(Ay + F(t))$ and $f_S(t, y) = (I - D)(Ay + F(t))$. We verify the effective order of convergence of the second-order ARKC scheme integrating (3.4) using different step sizes $\tau = 1/2^k$, with $k = 1, \dots, 11$, comparing the numerical solution against a reference solution computed on the same mesh. We do not use the exact solution since we are only interested in time discretization errors. The results are shown in Fig. 7, we observe that for τ large enough the rate of convergence is one, then there is a transition phase and finally for τ very small the second-order convergence rate is recovered. This result is in line with the findings of Section 2.4.

4 Conclusion

In this report we discussed an additive Runge–Kutta–Chebyshev method for multirate ordinary differential equations. The method is based on a decomposition of the original problem in two

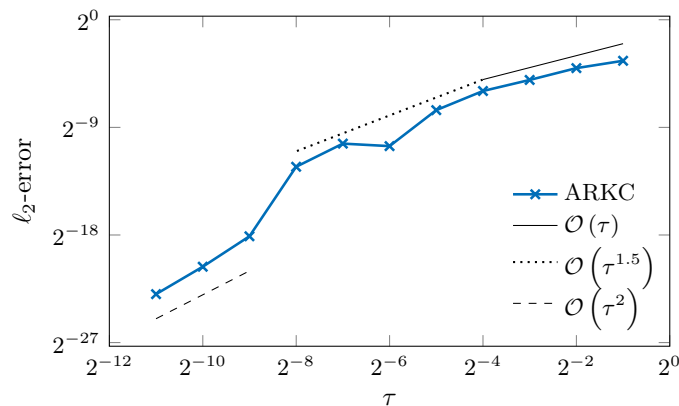


Figure 7. *Effective convergence of the second-order additive RKC scheme.*

subproblems and integrates both problems with a Runge–Kutta–Chebyshev method, where the number of stages is adapted to the stiffness (fastest scale) of each subproblem. The different stages number leads to an asynchronous integration procedure and linear interpolation in time between stages is employed whenever coupling values are needed.

The scheme is explicit and straightforward to implement. However, we have shown on a model problem that linear interpolations might render the scheme unstable. Furthermore, the second-order additive Runge–Kutta–Chebyshev method suffers from an order reduction phenomenon. Numerical examples corroborate the theoretical findings.

Acknowledgements

The authors are partially supported by the Swiss National Science Foundation, under grant No. 200020_172710.

References

- [1] A. Abdulle. Fourth order Chebyshev methods with recurrence relation. *SIAM J. Sci. Comput.*, 23(6):2041–2054, 2002.
- [2] A. Abdulle, M. J. Grote, and G. Rosilho de Souza. Stabilized explicit multirate methods for stiff differential equations. *Manuscript*, 2020.
- [3] A. Abdulle and A. A. Medovikov. Second order Chebyshev methods based on orthogonal polynomials. *Numer. Math.*, 18:1–18, 2001.
- [4] C. W. Gear and D. R. Wells. Multirate linear multistep methods. *BIT Numer. Math.*, 24(4):484–502, 1984.
- [5] A. Guillou and B. Lago. Domaine de stabilité associé aux formules d’intégration numérique d’équations différentielles, à pas séparés et à pas liés. Recherche de formules à grand rayon de stabilité. In *1er Congr. Ass. Fran. Calc. AFCAL*, pages 43–56, Grenoble, 1960.
- [6] M. Günther, A. Kværnø, and P. Rentrop. Multirate partitioned Runge–Kutta methods. *BIT Numer. Math.*, 41(3):504–514, 2001.
- [7] M. Günther and P. Rentrop. Multirate ROW methods and latency of electric circuits. *Appl. Numer. Math.*, 13(1-3):83–102, 1993.
- [8] E. Hofer. A partially implicit method for large stiff systems of ODEs with only few equations introducing small time-constants. *SIAM J. Numer. Anal.*, 13(5):645–663, 1976.
- [9] A. Kværnø. Stability of multirate Runge–Kutta schemes. In *Proc. 10th Coll. Differ. Equations*, volume 1A, pages 97–105, 1999.

- [10] V. I. Lebedev. How to solve stiff systems of differential equations by explicit methods. In *Numer. methods Appl.*, pages 45–80. CRC, Boca Raton, FL, 1994.
- [11] V. I. Lebedev and A. A. Medovikov. Explicit methods of second order for the solution of stiff systems of ODEs. *Russ. Acad. Sci.*, 1994.
- [12] A. A. Medovikov. High order explicit methods for parabolic equations. *BIT Numer. Math.*, 38(2):372–390, 1998.
- [13] T. Mirzakhanian. Multi-rate Runge–Kutta–Chebyshev time stepping for parabolic equations on adaptively refined meshes. Technical report, Boise State University, 2017.
- [14] P. J. Van der Houwen and B. P. Sommeijer. On the internal stability of explicit, m -stage Runge–Kutta methods for large m -values. *Z. Angew. Math. Mech.*, 60(10):479–485, 1980.
- [15] J. Verwer, W. Hundsdorfer, and B. P. Sommeijer. Convergence properties of the Runge–Kutta–Chebyshev method. *Numer. Math.*, 57(1):157–178, 1990.
- [16] J. G. Verwer. An implementation of a class of stabilized explicit methods for the time integration of parabolic equations. *ACM Trans. Math. Softw.*, 6(2):188–205, 1980.
- [17] J. G. Verwer. Explicit Runge–Kutta methods for parabolic partial differential equations. *Appl. Numer. Math.*, 22(1-3):359–379, 1996.