

Multi-object Tracking via End-to-end Tracklet Searching and Ranking

Tao Hu Lichao Huang Han Shen
Horizon Robotics Inc

{tao.hu, lichao.huang, han.shen}@horizon.ai

Abstract

Recent works in multiple object tracking use sequence model to calculate the similarity score between the detections and the previous tracklets. However, the forced exposure to ground-truth in the training stage leads to the training-inference discrepancy problem, i.e., exposure bias, where association error could accumulate in the inference and make the trajectories drift. In this paper, we propose a novel method for optimizing tracklet consistency, which directly takes the prediction errors into account by introducing an online, end-to-end tracklet search training process. Notably, our methods directly optimize the whole tracklet score instead of pairwise affinity. With sequence model as appearance encoders of tracklet, our tracker achieves remarkable performance gain from conventional tracklet association baseline. Our methods have also achieved state-of-the-art in MOT15~17 challenge benchmarks using public detection and online settings.

1. Introduction

Multiple object tracking (MOT), which aims to estimate the trajectories of several targets within a video sequence, is an essential but challenging task in computer vision [12]. From the machine learning perspective, tracking is the problem of consecutive sequence prediction and generation under given prerequisites. A common concern in tracking is how to prevent error accumulation when wrong prediction or association occurs, especially when the appearances of the neighboring individual objects are remarkably similar. With the impressive advances in deep learning based object detection algorithms [19, 35, 48], MOT community has strongly focused on the tracking-by-detection framework, which aims to link objects across frames correctly given detected bounding boxes [12], a.k.a *data association*. A popular choice for data association in multi-object tracking algorithm is pairwise-detection matching based on affinity model [25, 45, 3, 4]. In these methods, detection results in adjacent frame are linked according to the affinity scores learned from appearance [25, 45] or mo-

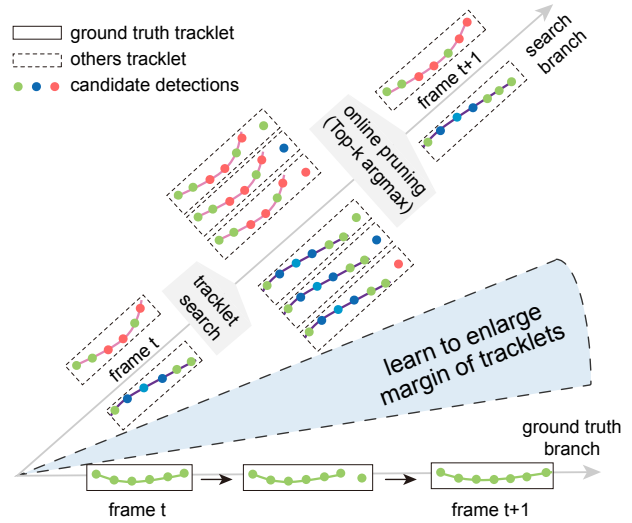


Figure 1. The proposed methods of learning to score a tracklet base on online hypothesis search. Search branch: searched tracklet proposals from t to $t + 1$ in the online training. The tracklet proposals in time step $t + 1$ are extended from previous time step. Only the Top K of tracklets are reserved for the loss calculations and the next step updates. Ground truth branch: The ground truth detection and trajectory is colored with green. The network learn to enlarge the margin between the ground truth tracklet and searched tracklet in search branch.

tion [3, 4] features. However, such methods only exploit the information of the current frame, but ignore the temporal cues from the previous frames in tracklets. As a results, such methods have limited capability to associate long-term consistent trajectories and are pruned to be trapped in local optimum by local matching. To address this issue, a few recent approaches [22, 37, 29, 26] build their affinity model on sequence model such as recurrent neural networks (RNNs [18]). As a common practice, these methods usually force models to learn the affinity between tracklets and the candidate detections, with an objective to enlarge the affinity of correct matching and decrease the counterpart. Their works have demonstrated the effectiveness and potential of tracklet based methods to model higher-order

information. However, these approaches suffer from two drawbacks. First of all, such methods which use recurrent neural networks to produce a tracklet representative feature for matching can somewhat be ill-posed. It is hard to force a sequence of targets with intra-variance to reach a consensus on appearance. Meanwhile, the final feature is inexplicable, not to mention in multi-cues engaged circumstances. Secondly, the previous tracklets such models trained on are assumed to be a pure detection sequence with the same ID, i.e. the ground truth tracklet. Nevertheless, it is not the case of inference, where wrong associations might occur at any time. This ideal assumption brings up a potential vulnerability that the model is trained on a different distribution from the test scenario, which can both diminish the discriminability and result in error accumulation during inference. This problem has also been emphasized in natural language processing [2, 15, 34, 44] with a name of *exposure bias*, which occurs when a model is only exposed to the training data distribution. These earlier papers have also illustrated the importance of exposing the model to prediction data distribution.

In this work, we offer a possible solution to each of the two aforementioned issues. We propose a global score to measure the inner appearance consistency of tracklet, as opposed to measuring the affinity between the tracklet and target object. Notably, we optimize the whole tracklet with a margin loss. Besides, a novel algorithm has been established to simulate the prediction data distribution on training by introducing realistic discombobulated candidates to model. It helps to eliminate exposure bias problem to a great extent.

In summary, our algorithm has the following contributions:

1. We propose a tracklet scoring model based on margin loss and rank loss to quantify tracklet quality, which improves the tracklet consistency in data association.
2. We suggest a recurrent search-based optimization framework that remarkably exposes wrong associations to training. The training process follows a “searching-learning-ranking-pruning” pipeline. It tackles the problem of exposure bias existing in sequence modeling that is neglected by previous MOT papers.
3. Our method is validated on three benchmark datasets of MOT and achieves the state-of-the-art-results. We conduct extensive ablation studies and demonstrate the significant enhancement achieved by each component. Our code will be made publicly available after review.

2. Related Work

In this section, we give an overview of tracklet level tracking and approaches to reduce exposure bias related to our method.

2.1. Tracklet Level Tracking Model

With the improvement of the deep detector in recent years, tracking-by-detection paradigm [8] has become the most popular approach in MOT for its impressive performance. There are two mainstream categories methods of tracking-by-detection: tracklet level based tracking and pair-wise detection association approaches. Tracklet-level based tracking constructs an affinity model on the tracklet level and then uses it to associate the tracklet with detection or connect short tracklets. Pair-wise association methods establish an affinity model on the isolated detections, and then generate tracking results from the bottom up. The common concern of these two types of methods is to guarantee the consistency of the entire associated trajectories. Many previous approaches [10, 40, 45] have trained a binary classifier to determine the association between pairs of detections. However, such approaches are limited to modeling the very short-term correlation, i.e., two frames. It is difficult to model long-term temporal dependency and handle challenge scenarios such as appearance change. Some recent approaches build the association model on tracklet level to exploit the higher-order information [11, 22, 37, 47]. In these works, the tracklet representation comes from the fusion feature of individual detections through recurrent neural network [22, 37], temporal attention [11] or relation model [47]. The positive results demonstrate that the long-term appearance information could be a favor to predict whether detection results belong to a given tracklet or not. However, the fused feature is not semantically explainable, because they are trying to find a most similar representative to the tailing target. On the other hand, such models are trained on the clip of the ground trajectories, which makes them vulnerable to exposure bias.

2.2. Exposure bias in Tracking

Exposure bias problem defines the phenomena that model is only exposed to the training data distribution (model distribution), instead of its own predictions (data distribution). The problem exists universally in machine learning related tasks, such as text summarization [33] and machine translation [46], when prediction is made on a sequence of historical samples, all historical samples are fed with ground truth in training paradigm. Researchers in NLP have proposed their solutions [2, 38, 42] to reduce the bias. Earlier, Bengio [2] proposes a training schedule which make the model use itself’s output as input with a increasing probability throughout training. Some researches attempt to avoid exposure bias by using non-conditional probability model. Semeniuta [38] proposes a Reverse Language Model score to evaluate the models generation performance. Tevet [42] uses Generative Adversarial Networks (GAN) [14] to approximate the distribution of sequence. Such works motivate us to avoid exposure bias by

applying the prediction data to model training. Unfortunately, exposure bias have not received much attention from researchers in multiple object tracking community. The latest work [27] tries to eliminate exposure bias by designing an approximated IDF score loss, but it fails to balance the metrics of multi object tracking accuracy (MOTA) and IDF. Its result exhibits a tendency to drop less discriminative candidates according to the large number of false negative.

3. Methods

In tracking-by-detection paradigm, MOT is composed of two stages: detecting objects at each frame (*detection*) and assigning a track ID to each detection results across frames (*association*). A common practice to assign the IDs is usually according to the affinities between tracklets/detections. In this section, we give an overall architecture description of our proposed framework with tracking-by-detection paradigm firstly and then expand the details in the sub-sections.

We propose a new framework to directly optimize the tracklet score with margin loss by tracklet online searching. The framework is composed of an iterative searching, learning, ranking and pruning process as shown in Figure 2. After obtaining a model, we adopt both the online Hungarian algorithm [32] and near online algorithm - multiple hypothesis tracking (MHT) [21] in inference for an comprehensive illustration of its effectiveness. Finally we run this assignment process frame-by-frame and yield a set of target trajectories over time.

3.1. Tracklet Level Optimization

As illustrated in Section 1, to address the issue of exposure bias and RNN based affinity model, we propose a novel framework to optimize the tracklet by “searching-learning-ranking-pruning” paradigm. The core parts include how we perform score learning, and how we conduct search-based tracklet optimization.

Learning to Score. Let T_i denotes the trajectory of object i in a video, and it consists of D_i detection patches $T_i = \{b_i^t\}_{t=t_0}^{t_0+D_i}$. Given an already obtained tracklets at time step t as T_i^t , and a series of new observation detection results $\{b_1^{t+1}, b_2^{t+1}, \dots, b_i^{t+1}, \dots, b_j^{t+1}\}$. We present a tracklet search based method to optimize the consistency score of the extended tracklet (T_i^t, b_j^{t+1}) (as described in Figure 1). Our goal is to find a scoring function which is to favor the consistency between the training and inference stage. Assuming that the scoring function $f_s(T)$ implemented with deep network is given, we firstly explore how to learn it by end-to-end training, while leave the network design to Section 3.2.

For a tracked object, assume that we have a set of predicted candidate tracklets $\mathcal{T}_t = \{\hat{T}_1^t, \hat{T}_2^t, \dots, \hat{T}_i^t\}$ at time step

t , where $\hat{T}_i^t = \{\hat{T}_i^{t-1}, b_j^t\}$. Tracking can be understood as to maximize the score of tracklet T_{gt}^t which is consistent with ground truth tracklet and minimize the score of wrong connected tracklets $\mathcal{T}_t \setminus \{T_{gt}^t\}$. Rather than placing a hard constraint on the value of tracklet score, we prefer to leave some space for intra-instance variance, but punish the wrong associations if their scores may lead to an ambiguity. We then define a margin loss that constraint the score of ground truth tracklet to exceed the score of incorrect tracklet by a margin α :

$$L_t^{margin} = \sum_{\hat{T}_i^t \in \{\mathcal{T}_t \setminus T_{gt}^t\}} \max(0, \alpha - \text{Sigmoid}(f_s(T_{gt}^t)) + \text{Sigmoid}(f_s(\hat{T}_i^t))) \quad (1)$$

The margin loss tries to distinguish the ground-truth tracklets from the predicted candidates, while can not quantify the differences between the candidates. The candidate with lower identity switch (IDS) should have higher retaining probability to propagation. However, IDS is a non-differentiable metrics and cannot be directly optimize. Inspired by the idea of learning to rank[6], we could adopt the pair-wise ranking loss and encode the non-differentiable metrics in continuous functions.

$$L_t^{rank} = \sum_{\hat{T}_i^t, \hat{T}_j^t \in \mathcal{T}_t} \text{Sigmoid}(\gamma * (f_s(\hat{T}_i^t) - f_s(\hat{T}_j^t))) \begin{cases} \gamma = 1 & \text{if } IDS(\hat{T}_i^t) > IDS(\hat{T}_j^t) \\ \gamma = -1 & \text{if } IDS(\hat{T}_i^t) < IDS(\hat{T}_j^t) \end{cases} \quad (2)$$

where the γ is the rank label of the pair-wise tracklets and the $IDS()$ represent the IDS of a tracklet. Then, the total loss is,

$$L_t = L_t^{margin} + L_t^{rank} \quad (3)$$

Search-Based Tracklet Optimizing We now introduce an innovative algorithm for tracklet level training called Search-Based Tracklet Optimizing (SBTO). It avoids the aforementioned exposure bias problem as we iteratively involve the obfuscated candidate tracklets in training.

The overall architecture of our SBTO is illustrated in Figure 1 and Algorithm 1, which consists of five major steps:

1. For a specific tracked object o , assuming we have K retained tracklet proposals(after pruning) $\mathcal{T}_t = \{\hat{T}_1^t, \hat{T}_2^t, \dots, \hat{T}_K^t\}$ at frame t , where K is a constant we set to limit the number of retained tracklet proposals.

2. Applying candidate search to extend each tracklet proposals and build hypothesis propagation tree according to the detection results at frame $t + 1$. Here, let C denotes the candidate number of each searched object. After this

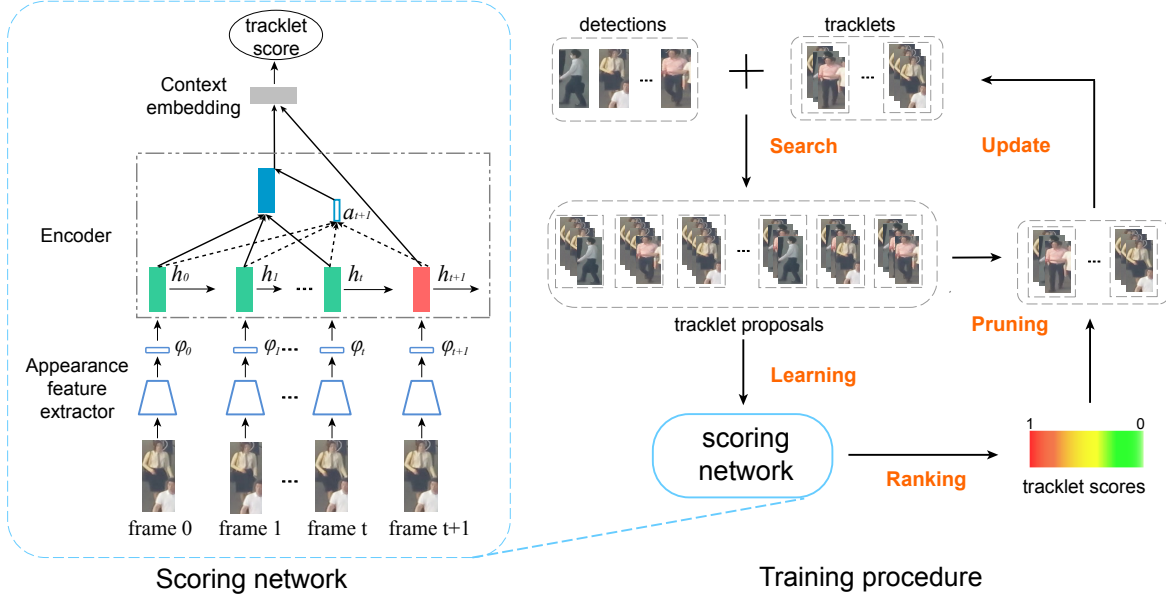


Figure 2. The overall of our proposed network architecture in training. The appearance feature of each detection are extracted with CNN (the blue hollow trapezoid), and the appearance embedding of tracklet are obtained through encoder (the gray dash rectangle) network which trained by online hypothesis tracklet searching with margin loss and rank loss. The tracklet score are used to represents the tracklet consistency, and then yield a set of hypothesis tracklets frame-by-frame with online search.

step, we get $K \times C$ hypothesis tracklet proposals in $t + 1$, $\mathcal{T}_{t+1}^s = \{\hat{T}_1^{t+1}, \hat{T}_2^{t+1}, \dots, \hat{T}_{K \times C}^{t+1}\}$.

3. Calculating the score of each hypothesis tracklet proposals \hat{T}_i^{t+1} and ground truth tracklet with the scoring function $f_s(T)$. In this paper, we use an encoder model to parameterize $f_s(T)$. Specifically, we implement encoder with sequence model to extract appearance feature of tracklet. (see details in section 3.2). Afterwards, we rank the tracklet scores in a decreasing order.

4. We use the ranked tracklet score to prune easy hypothesis tracklet proposals to constrain the number of proposals. Define the tracklet $\hat{T}_K^{t+1} \in \mathcal{T}_{t+1}^s$ to be the K 'th ranked hypothesis tracklet proposal according the $f_s(T)$. We keep the top K tracklet proposals:

$$\mathcal{T}_{t+1} = \left\{ \hat{T}_i^{t+1} \in \mathcal{T}_{t+1}^s \mid f_s(\hat{T}_i^{t+1}) \geq f_s(\hat{T}_K^{t+1}) \right\} \quad (4)$$

5. We now define the loss in frame $t + 1$ as the summation of top K hypothesis tracklet proposals' loss. Finally, to learn long-term dependency of tracklet in temporal, we accumulate losses in each step over time recurrently. Let N denotes the total steps of tracklet, the total losses of each tracklet is:

$$L_{total} = \sum_{t=1}^{N-1} L_{t+1} \quad (5)$$

Unlike others standard network in training, SBTO requires running search to collect all Top- K hypothesis




Figure 3. The Top2 ranked hypothesis tracklet proposals in training, the number represents the tracklet score at each time step.

tracklet proposals. In the forward process, we record \mathcal{T}_t, L_t and the hidden states of sequence model that contribute to losses at each time step during propagating hypothesis tracklet. In the backward pass, we back-propagate the errors by adapting back-propagation through time (BPTT) algorithms [31]. As shown in Figure 3, the online search could also mine the hard negative tracklets which are high similar with the ground truth tracklet, and assign it a low score after training through margin loss after several epochs in the training stage.

3.2. Online Appearance Encoder

Visual tracking relies on temporal context, which motivates us to incorporate appearance feature from historical contents to enrich the tracklet representation. From this perspective, a direct method that could model temporal appearance information and long-term dependency is sequence model such as RNN. In our framework, we build the scoring function $f_s(T)$ by various sequence model to encode the appearance information of the tracklets, as shown in Fig. 2.

For a tracked object o with tracklet T_i , let bounding boxes $\{b_i^1, b_i^2, \dots, b_i^t, b_i^{t+1}\}$ denote the location of T_i at each frame t . We use Convolutional Neural Network (CNN) to extract the appearance of each bounding boxes. Especially, the CNN accepts the raw patch as input, and output the flattened last layer feature map of CNN. Let $\phi_i^1, \phi_i^2, \dots, \phi_i^t, \phi_i^{t+1}$ denote appearance feature for patches at each time step, where ϕ_i^t is a vector with dimension H . Our online appearance encoder accepts the sequence of $\{\phi_i^1, \phi_i^2, \dots, \phi_i^t, \phi_i^{t+1}\}$ as input and output hidden state vector h_i^{t+1} with dimension H recurrently.

$$h_i^{t+1} = f(\phi_i^{t+1}, h_i^t) \quad (6)$$

The appearance encoder of tracklet could be built by sequence model. We have explored various sequence model to implement the encoder including LSTM [18], LSTM with attention [1] and transformer [43]. In this section, We will use LSTM with attention as an example to illustrate the encoder. Define the context vector at time step t as c_i^{t+1} , then it could be computed as a weighted sum of historical information:

$$c_i^{t+1} = \sum_{j=1}^{t+1} \alpha_j h_i^j \quad (7)$$

Let h_i^{t+1T} represents the transpose of h_i^{t+1} , then α_j could be formulated as:

$$\alpha_j = \frac{\exp(h_i^j \cdot h_i^{t+1T})}{\sum_{j=1}^{t+1} \exp(h_i^j \cdot h_i^{t+1T})} \quad (8)$$

The output c_i^{t+1} of attention layer at time step $t+1$ is then passed to another fully connected layer which condenses the H dimensional vector to a scalar.

In this section, we use sequence model to leverage all prior appearance information from a given tracklet. Note that compared with previous studies [21, 22, 37], we only use the appearance information in our tracklet scoring network.

3.3. Application in Tracking

Our method follows the online tracking-by-detection paradigm, which generates the trajectories by associating

Algorithm 1 Search Based Tracklet Optimization.

Input:

- The number of retained tracklet proposal, K ;
- The candidate detections at each time step, C_t ;
- The tracker object, o ;
- The value of margin, α ;

Output:

- Total loss, L_{total} ;
 - 1: $\mathcal{T}_1 \leftarrow \{\hat{T}_{o,1}^1, \hat{T}_{o,2}^1, \dots, \hat{T}_{o,K}^1\}$;
 - 2: $L(T_{gt}, \hat{T}) \leftarrow \max(0, \alpha - f_s(T_{gt}) + f_s(\hat{T}))$;
 - 3: **for** $\tau \leftarrow 1$ **to** $t-1$ **do**
 - 4: $\mathcal{T}_{\tau+1} \leftarrow \{\}$;
 - 5: **for** T **in** \mathcal{T}_τ **do**
 - 6: **for** c **in** C_τ **do**
 - 7: Append c to T ;
 - 8: Add T to $\mathcal{T}_{\tau+1}$;
 - 9: **end for**
 - 10: **end for**
 - 11: $\mathcal{T}_{\tau+1} \leftarrow \text{TopK}(\{\mathcal{T}_{\tau+1} \setminus T_{gt}^{\tau+1}\})$;
 - 12: $L_{\tau+1} \leftarrow \sum_{\hat{T}_i^{\tau+1} \in \{\mathcal{T}_{\tau+1} \setminus T_{gt}^{\tau+1}\}} L(T_{gt}^{\tau+1}, \hat{T}_i^{\tau+1})$;
 - 13: **end for**
 - 14: $L_{total} = \sum_{\tau=1}^{t-1} L_{\tau+1}$;
 - 15: **return** L_{total} ;
-

detection results across frames. To further validate the effectiveness of SBTO for different association algorithms, we conduct data-association with Hungarian algorithm (Online) and multiple hypothesis tracking algorithm (MHT, near Online). Considered that the Hungarian algorithm is a general method in MOT. In this section, we briefly summarize the key steps related to multiple hypothesis tracking of our implementation. The key steps of MHT consist of hypothesis tree construction, gating, association with MWIS and pruning. More details about MHT can be found in [21].

Hypothesis Tree Construction. For each target object, the hypothesis tree starts from the detection that it first appears, and will be extended by appending children detection in the next frame. Each tree node in the hypothesis tree corresponds to one detection. Each path from root to leaf represents a candidate tracklet proposal. In this children spawning step, only detection within a gated region are considered. This process is repeated recurrently until the final hypothesis tree is constructed completely. During the tree construction, tracklet score based our proposed scoring function $f_s(T)$ of each hypothesis path are recorded and would be used for tree pruning later.

Gating and Association. To avoid combinatorial explosion in the spawn of tree generation, We need to gate out disturbing detections in next frames. We use IOU score between the n th detection d_n^{t+1} with the last detection of tracklet proposal d_T^{t1} as the criterion of gating. With detection chosen

from gating, we can build up the hypothesis tree to run multiple hypothesis proposal propagation. Afterwards, we use MWIS to find the best set of tracks, with details refer to [5]. **Pruning** We follow the standard N -scan pruning approach to delete the conflicting hypothesis path. For each of selected path in frame t , we trace back to the node in frame $t - N$ and prune the sub-trees that is conflict with the selected path at that node. Note that a larger N makes a large window to delay decision, which will bring an improvement in precision but take more time consumption. After pruning, only the surviving hypothesis path are updated in the next frame.

4. Experiments

In this section, we introduce the details of datasets, evaluation metric and the implementation details firstly, and then we perform an in-depth analysis of our method on various benchmark datasets on the MOT challenge. Finally, we present more insights and ablation studies on our proposed methods.

4.1. Datasets and Metric

Datasets To test the power of our method, we report the quantitative results on the three datasets in MOT Challenge Benchmark [24, 28]. This benchmarks are widely used to evaluate the performance of multi-object trackers.

2DMOT2015 [24] It consists of 11 training sequences and 11 testing sequences. This dataset only contains 500 tracks in training sets, but is potentially more challenging because of the low resolution, quite noisy detections.

MOT16 [28] It consists of 7 training sequences and 7 testing sequences with moving and stationary cameras in various pedestrians scenes. MOT16 provides the detection responses of DPM [13] for training and testing.

MOT17 It contains the same videos as the MOT16 but with more precise annotation. Moreover, the sequences are provided with detection results from two more detection algorithms: Faster-RCNN [35] and SDP [48].

For a fair comparison, we use the public detection results provided with each datasets as the input of our approach.

Evaluation Metric For performance evaluation, we follow the standard CLEAR MOT metrics[30] used in MOT Benchmarks, which consist of Multiple Object Tracking Accuracy (MOTA), Multiple Object Tracking Precision (MOTP) Mostly Track targets (MT), Mostly Lost targets (ML), False Positives (FP), False Negatives (FN), ID Switches (IDS), ID F1 Score (IDF1), ID Precision (IDP), ID Recall (IDR), Fragment errors(Frag). Detailed descriptions about these metrics can be found in [30].

4.2. Implementation Details

Network Architecture We use pre-trained ResNet-50 [16] with ImageNet Image Classification task [36] as our back-

bone network and then finetune this model on the MOT training datasets. The output feature map of the last convolution layer of ResNet-50 is fed in an embedding network. The embedding network consists of a convolution layer with 256 output channels and a fully connected layer with output dimension 256, which are used to reduce the channel dimension and generate the final appearance feature, respectively.

Given the bounding boxes of detection, we crop and re-size it to the size of 128×64 , and feed it into the backbone and embedding network to generate appearance feature. The tracklet encoder is built by LSTM with attention. A single layer LSTM with hidden size 256 is used to model the temporal information and construct tracklet. The final step hidden state of LSTM used to calculate the context feature with the previous hidden state through attention mechanism. Then the context feature is fed to a single-layer fully connected network to generate the tracklet score.

Tracklet Proposals Due to the memory limit of GPUs, we construct artificial tracklet proposals with a maximum length of N_{length} as the training data. First, we randomly pick one ground truth tracklet of length N_{length} from the annotations, which is a clip of the whole trajectories. For every frame in this tracklet proposal, we randomly sample $N_{candidates}$ other bounding boxes as the candidates in the process of tracklet hypothesis generation. Finally, we construct $N_{length} \times N_{candidates}$ patches as a batch of input for each training iteration.

Training During training, we apply the Adam optimizer [23] to end-to-end train the network and set the weight decay rate to $5e - 4$. We used 5 epochs for model warming up and then train another 45 epochs at a learning rate of $1e^{-5}$. The margin α is set to 1. The batch size is set to 16. The maximum length N_{max} and the candidate number $N_{candidates}$ of the best model is 8 and 8, respectively.

Inference During inference, following the common practice of online tracking approaches [39], we pre-processing the original detection results. The scores of generated candidate tracklets in each frame step are computed according to section 3.1. The association is then achieved by solving the bipartite graph (online) or MHT (near on-line). We set the hyper-parameters pruning K as 3 in MHT.

Platform All experiments are conducted on a 1.2GHZ Intel Xeon server with 8 NVIDIA TITAN X GPUs. The deep learning framework we used is Pytorch.

4.3. Comparison to the State of the Art

We use public detection results for comparison. To further validate the effectiveness of our methods for different association algorithms, we conduct experiments with the Hungarian algorithm (Online) and MHT (Near Online). We report the performance comparison with other SOTA methods on the MOT Challenge 15/16/17 Benchmark in Table

1,2,3 respectively. For a fair comparison, we select most recently published trackers such as STRN[47], FAMNet[10] among online trackers, and almost all MHT-based trackers. Besides, we add some offline trackers for comprehensiveness, such as SAS[27] which also tries to solve the problem of exposure bias. Note that our method only uses appearance feature in the scoring model. To the best of our knowledge, our tracker achieves the most promising result with similar setting. In online setting, our method achieve MOTA 40.0, 50.1, 52.6 on MOT15, MOT16 and MOT17, respectively, which beats almost all online methods in recently published results. And we have obtained better results in our near-online version tracker based on MHT, which outperforms all other MHT based methods in three benchmark datasets with the major metric MOTA and IDF. Compared to [27], which tends to drop many short expected trajectories and leads to higher FN, our neutral measurement of tracklet quality can balance various MOT metrics without sacrificing MOTA.

4.4. Ablation Study

We now present a transparent demonstration of the impact of each component we have introduced towards these two goals. We perform comparative experiments on MOT17 and report the tracking results of the minimal validation loss model. For all experiments in this section, we split three sequences from training sets ((MOT17-02, MOT17-05, MOT17-09 of DPM, FRCNN, and SDP three detectors) for validation and the rest for training. And we report the results of our online association method (by Hungarian algorithm) for better illustration.

Impact of the margin loss and online tracklet search.

We first investigate the contribution of each components in our methods by measuring the performance on the validation set. We conduct baseline experiments on three variants of our model. In the EXP1, we replace the margin loss and rank loss (Equation 3) with cross-entropy loss as our baseline. And remove the online hypothesis tracklet search in the training phase, i.e., the positive/negative tracklets are randomly sampled in training sets. To avoid the LSTM overfitting to a fixed-length sequence, we construct variable-length artificial track proposals which are generated from ground truth track annotations as in [22]. In the EXP2, we keep the margin loss but remove rank loss and tracklet search as EXP1. In the EXP3, we only remove the tracklet search in our original model. For a fair comparison, we set the maximum sequence length N_{length} to 8 in three experiments. As shown in Table 4, with margin loss and rank loss, the tracking accuracy improves by 6.8 and 2.1 in terms of MOTA compared to control respectively. It is worth to point out our proposed margin loss and rank loss reduce FP and IDS significantly, which indicates that this cost function could help tracker to identify incorrect asso-

ciation more accurately. Compared to EXP3, our methods achieve an additional 2.5 MOTA and -259 IDS improvement, which is in line with our expectations that the online tracklet search could reduce exposure bias.

Impact of hyper-parameters in online tracklet search.

Then, we perform a sensitivity analysis and examine the effects of the various configuration of hyper-parameters in cost calculation and online hypothesis tracklet search. As we explained earlier, The number of retained tracklet proposal K is a central parameter in our methods. It is preferable to use large K so that sufficient and diversified tracklet could be sampled. In contrast, a large K will introduce easy tracklet for a given limited C , which could lead to model convergence prematurely. Another pivotal parameter is the candidate number C . We tend to use large C to search indistinguishable detections and generate hypothesis tracklet which could not be pruned early. However, we cannot increase C unrestrictedly with the limit of GPU memory. Figure 4 shows the results from this analysis over different parameters of K and C . In these experiments, we set the maximum sequence length N_{length} to 8, and all other parameters are consistent in training and inference stages. The results show that C is positively affecting the tracking accuracy. It is intuitive since large C could introduce sufficient training sample as we analyzed above. On the other hand, the too small or too big K have resulted in a decrease in tracking accuracy when C is fixed, which is also accord with our hypothesis. To summarize, Figure 4 indicates that expanding the search space by increasing both C and K simultaneously will improve tracking performance.

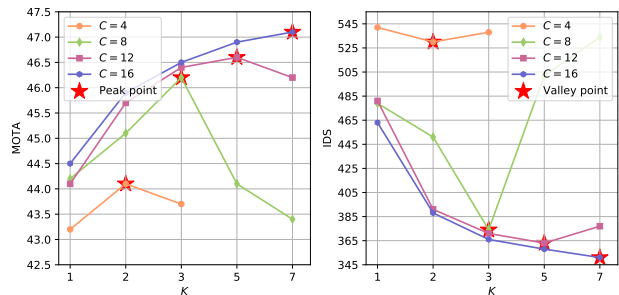


Figure 4. Increasing K and C simultaneously can improve MOTA and reduce IDS.

Effectiveness of sequence model. As described above, the LSTM with attention is just one implementation of the tracklet encoder. In this section, we have explored the impact of different types of sequence models on tracking performance. To eliminate the influence of the sequence length of training, we set the sequence length equal to 8 in training/inference for different model and compare the tracking performance on the validation sets. As shown in Table 5, all sequence model, including LSTM, transformer and LSTM

Mode	Method	MOTA \uparrow	MOTP \uparrow	FP \downarrow	FN \downarrow	IDF \uparrow	IDP \uparrow	IDR \uparrow	IDS \downarrow	Frag \downarrow	MT \uparrow	ML \downarrow
Offline	JointMC[20]	35.6	71.9	10,580	28,508	45.1	54.4	38.5	457	969	23.2	39.3
Offline	SAS(motion only)[27]	22.2	71.1	5,591	41,531	27.2	46.3	19.2	700	1,240	3.1	61.6
Online	AMIR [37]	37.6	71.7	7,933	29,397	46.0	58.4	38.0	1,026	2,024	15.8	26.8
Online	STRN [47]	38.1	72.1	5,451	31,571	46.6	63.9	36.7	1,033	2,655	33.4	11.5
Online	Ours	40.0	73.4	9,349	26,328	44.3	52.7	38.1	1,207	1,624	17.1	28.8
Near online	MHT_DAM [21]	32.4	71.8	9,064	32,060	45.3	58.9	36.8	435	826	16.0	43.8
Near online	Ours	41.3	73.5	8,000	27,210	46.1	56.6	38.9	852	1,405	15.7	34.5

Table 1. Tracking Performance on 2DMOT2015 benchmark dataset.

Mode	Method	MOTA \uparrow	MOTP \uparrow	FP \downarrow	FN \downarrow	IDF \uparrow	IDP \uparrow	IDR \uparrow	IDS \downarrow	Frag \downarrow	MT \uparrow	ML \downarrow
Offline	LMP[41]	48.8	79.0	6,654	86,245	51.3	71.1	40.1	481	595	18.2	40.1
Offline	FWT[17]	47.8	75.5	8,886	85,487	44.3	60.3	35	852	1,534	19.1	38.2
Online	MOTDT [9]	47.6	74.8	9,253	85,431	50.9	69.2	40.3	792	1,858	15.2	38.3
Online	AMIR [37]	47.2	75.8	2,681	92,856	46.3	68.9	34.8	774	1,675	14.0	41.6
Online	Ours	50.1	76.5	5,582	84,629	48.1	66.5	37.6	786	1,294	16.3	40.7
Near online	MHT_bLSTM [22]	42.1	75.9	11,637	93,172	47.8	67.2	37.1	753	1,156	14.9	44.4
Near online	EDMT [7]	45.3	75.9	11,122	87,890	47.9	65.3	37.8	639	946	17.0	39.9
Near online	MHT_DAM [21]	45.8	76.3	6,412	91,758	46.1	66.3	35.3	590	781	16.2	43.2
Near online	Ours	50.4	76.3	8,491	81,156	50.1	66.7	40.1	807	1,251	17.4	39.9

Table 2. Tracking Performance on MOT2016 benchmark dataset.

Mode	Method	MOTA \uparrow	MOTP \uparrow	FP \downarrow	FN \downarrow	IDF \uparrow	IDP \uparrow	IDR \uparrow	IDS \downarrow	Frag \downarrow	MT \uparrow	ML \downarrow
Offline	FWT[17]	51.3	77	24,101	247,921	47.6	63.2	38.1	2,648	4,279	21.4	35.2
Offline	SAS[27]	44.2	76.4	29,473	283,611	57.2	80.6	44.3	1,529	2,644	16.1	44.3
Online	STRN [47]	50.9	75.6	27,532	246,924	56.5	74.5	45.5	2,593	9,622	20.1	37.0
Online	FAMNet[10]	52.0	76.5	14,138	253,616	48.7	66.7	38.4	3,072	5,318	19.1	33.4
Online	Ours	52.6	76.6	20,089	244,930	51.3	68.3	41.1	2,530	4,170	19.5	38.2
Near online	EDMT [7]	50.0	77.3	32,279	247,297	51.3	67.0	41.5	2,264	3,260	21.6	36.3
Near online	MHT_DAM [21]	50.7	77.5	22,875	252,889	47.2	63.4	37.6	2,314	2,865	20.8	36.9
Near online	Ours	53.3	76.5	22,161	238,959	53.3	70.0	43.1	2,434	4,089	20.0	38.7

Table 3. Tracking Performance on MOT2017 benchmark dataset.

with attention have achieved performance boosting compared to the baseline. This results suggest that our learning framework can reduce exposure bias effectively, and the tracklet encoder is pluggable and can be extended to more powerful models. Our results also take the leading in finding the advantages of using LSTM with attention, instead of LSTM, which is the common practice in MOT area [2, 22, 37].

5. Conclusion

As a fundamental problem in sequence generation and association, exposure bias has attached the attention of many researchers. However, exposure bias is still an open problem in the MOT community, unlike other tasks in natural language processing. In this paper, we propose a novel method for optimizing tracklet consistency that directly takes into account the prediction errors in the training stage, which could eliminate exposure bias effectively. Second, our methods directly optimize the whole tracklet score but

not frame-level cost, which is a more suitable model than pairwise matching. Experiments demonstrate that our approach can improve overall performance and achieve SOTA results in MOT challenge benchmarks. Our methods bring MOT an extra step closer to solve the training-inference mismatch problem. In future work, we will extend this approach to much larger application scenarios, like vehicle tracking, traffic light tracking, multi-camera multi-object tracking, which could further unlock the potential of our method.

References

- [1] Dzmitry Bahdanau, Kyunghyun Cho, and Yoshua Bengio. Neural machine translation by jointly learning to align and translate. In *3rd International Conference on Learning Representations, ICLR 2015, San Diego, CA, USA, May 7-9, 2015, Conference Track Proceedings*, 2015.
- [2] Samy Bengio, Oriol Vinyals, Navdeep Jaitly, and Noam Shazeer. Scheduled sampling for sequence prediction

	Margin loss	Rank loss	Tracklet search	MOTA \uparrow	FP \downarrow	FN \downarrow	IDF \uparrow	Frag \downarrow	IDS \downarrow
EXP1	×	×	×	34.8	8,600	50,888	36.1	1,083	797
EXP2	✓	×	×	41.6	1,817	51,413	43.2	936	756
EXP3	✓	✓	×	43.7	1632	50,033	44.8	758	633
Ours	✓	✓	✓	46.2	1,141	48,196	47.3	512	374

Table 4. The effect of each module in our design. The loss function design and tracklet search bring a large gain in tracking performance.

	Margin loss	Rank loss	Tracklet search	LSTM	Transformer	LSTM + attention
EXP1	×	×	×	33.9 (828)	35.3 (788)	34.8 (797)
EXP2	✓	×	×	40.2 (793)	41.3 (762)	41.6 (756)
EXP3	✓	✓	×	42.6 (667)	42.9 (656)	43.7 (633)
Ours	✓	✓	✓	45.1 (415)	45.7 (392)	46.2 (374)

Table 5. The effect of different tracklet encoders on performance compared to baseline. The number in table represents MOTA \uparrow (IDS \downarrow)

- with recurrent neural networks. In *Advances in Neural Information Processing Systems 28: Annual Conference on Neural Information Processing Systems 2015, December 7-12, 2015, Montreal, Quebec, Canada*, pages 1171–1179, 2015.
- [3] Alex Bewley, ZongYuan Ge, Lionel Ott, Fabio Tozeto Ramos, and Ben Upcroft. Simple online and realtime tracking. In *2016 IEEE International Conference on Image Processing, ICIP 2016, Phoenix, AZ, USA, September 25-28, 2016*, pages 3464–3468, 2016.
- [4] Erik Bochinski, Volker Eiselein, and Thomas Sikora. High-speed tracking-by-detection without using image information. In *14th IEEE International Conference on Advanced Video and Signal Based Surveillance, AVSS 2017, Lecce, Italy, August 29 - September 1, 2017*, pages 1–6, 2017.
- [5] William Brendel, Mohamed R. Amer, and Sinisa Todoric. Multiobject tracking as maximum weight independent set. In *The 24th IEEE Conference on Computer Vision and Pattern Recognition, CVPR 2011, Colorado Springs, CO, USA, 20-25 June 2011*, pages 1273–1280, 2011.
- [6] Christopher J. C. Burges, Tal Shaked, Erin Renshaw, Ari Lazier, Matt Deeds, Nicole Hamilton, and Gregory N. Hultender. Learning to rank using gradient descent. In *Machine Learning, Proceedings of the Twenty-Second International Conference (ICML 2005), Bonn, Germany, August 7-11, 2005*, pages 89–96, 2005.
- [7] Jiahui Chen, Hao Sheng, Yang Zhang, and Zhang Xiong. Enhancing detection model for multiple hypothesis tracking. In *2017 IEEE Conference on Computer Vision and Pattern Recognition Workshops, CVPR Workshops 2017, Honolulu, HI, USA, July 21-26, 2017*, pages 2143–2152, 2017.
- [8] Lili Chen. *Multiple People Tracking-by-Detection in a Multi-camera Environment*. PhD thesis, Technical University Munich, 2015.
- [9] Long Chen, Haizhou Ai, Zijie Zhuang, and Chong Shang. Real-time multiple people tracking with deeply learned candidate selection and person re-identification. In *2018 IEEE International Conference on Multimedia and Expo, ICME 2018, San Diego, CA, USA, July 23-27, 2018*, pages 1–6, 2018.
- [10] Peng Chu and Haibin Ling. Famnet: Joint learning of feature, affinity and multi-dimensional assignment for online multiple object tracking. *CoRR*, abs/1904.04989, 2019.
- [11] Qi Chu, Wanli Ouyang, Hongsheng Li, Xiaogang Wang, Bin Liu, and Nenghai Yu. Online multi-object tracking using cnn-based single object tracker with spatial-temporal attention mechanism. In *IEEE International Conference on Computer Vision, ICCV 2017, Venice, Italy, October 22-29, 2017*, pages 4846–4855, 2017.
- [12] Gioele Ciaparrone, Francisco Luque Sánchez, Siham Tabik, Luigi Troiano, Roberto Tagliaferri, and Francisco Herrera. Deep learning in video multi-object tracking: A survey. *CoRR*, abs/1907.12740, 2019.
- [13] David A. Forsyth. Object detection with discriminatively trained part-based models. *IEEE Computer*, 47(2):6–7, 2014.
- [14] Ian J. Goodfellow. NIPS 2016 tutorial: Generative adversarial networks. *CoRR*, abs/1701.00160, 2017.
- [15] Di He, Hanqing Lu, Yingce Xia, Tao Qin, Liwei Wang, and Tie-Yan Liu. Decoding with value networks for neural machine translation. In *Advances in Neural Information Processing Systems 30: Annual Conference on Neural Information Processing Systems 2017, 4-9 December 2017, Long Beach, CA, USA*, pages 178–187, 2017.
- [16] Kaiming He, Xiangyu Zhang, Shaoqing Ren, and Jian Sun. Deep residual learning for image recognition. In *2016 IEEE Conference on Computer Vision and Pattern Recognition, CVPR 2016, Las Vegas, NV, USA, June 27-30, 2016*, pages 770–778, 2016.
- [17] Roberto Henschel, Laura Leal-Taixé, Daniel Cremers, and Bodo Rosenhahn. Improvements to frank-wolfe optimization for multi-detector multi-object tracking. *CoRR*, abs/1705.08314, 2017.
- [18] Sepp Hochreiter and Jürgen Schmidhuber. Long short-term memory. *Neural Computation*, 9(8):1735–1780, 1997.
- [19] Lichao Huang, Yi Yang, Yafeng Deng, and Yinan Yu. Densebox: Unifying landmark localization with end to end object detection. *CoRR*, abs/1509.04874, 2015.
- [20] Margret Keuper, Siyu Tang, Bjorn Andres, Thomas Brox, and Bernt Schiele. Motion segmentation & multiple object

- tracking by correlation co-clustering. IEEE transactions on pattern analysis and machine intelligence, 2018.
- [21] Chanh Kim, Fuxin Li, Arridhana Ciptadi, and James M. Rehg. Multiple hypothesis tracking revisited. In 2015 IEEE International Conference on Computer Vision, ICCV 2015, Santiago, Chile, December 7-13, 2015, pages 4696–4704, 2015.
- [22] Chanh Kim, Fuxin Li, and James M. Rehg. Multi-object tracking with neural gating using bilinear LSTM. In Computer Vision - ECCV 2018 - 15th European Conference, Munich, Germany, September 8-14, 2018, Proceedings, Part VIII, pages 208–224, 2018.
- [23] Diederik P. Kingma and Jimmy Ba. Adam: A method for stochastic optimization. In 3rd International Conference on Learning Representations, ICLR 2015, San Diego, CA, USA, May 7-9, 2015, Conference Track Proceedings, 2015.
- [24] Laura Leal-Taixé, Anton Milan, Ian D. Reid, Stefan Roth, and Konrad Schindler. Motchallenge 2015: Towards a benchmark for multi-target tracking. CoRR, abs/1504.01942, 2015.
- [25] Minxian Li, Xiatian Zhu, and Shaogang Gong. Unsupervised person re-identification by deep learning tracklet association. In Computer Vision - ECCV 2018 - 15th European Conference, Munich, Germany, September 8-14, 2018, Proceedings, Part IV, pages 772–788, 2018.
- [26] Cong Ma, Changshui Yang, Fan Yang, Yueqing Zhuang, Ziwei Zhang, Huizhu Jia, and Xiaodong Xie. Trajectory factory: Tracklet cleaving and re-connection by deep siamese bi-gru for multiple object tracking. In 2018 IEEE International Conference on Multimedia and Expo, ICME 2018, San Diego, CA, USA, July 23-27, 2018, pages 1–6, 2018.
- [27] Andrii Maksai and Pascal Fua. Eliminating exposure bias and metric mismatch in multiple object tracking. In IEEE Conference on Computer Vision and Pattern Recognition, CVPR 2019, Long Beach, CA, USA, June 16-20, 2019, pages 4639–4648, 2019.
- [28] Anton Milan, Laura Leal-Taixé, Ian D. Reid, Stefan Roth, and Konrad Schindler. MOT16: A benchmark for multi-object tracking. CoRR, abs/1603.00831, 2016.
- [29] Anton Milan, Seyed Hamid Rezatofighi, Anthony R. Dick, Ian D. Reid, and Konrad Schindler. Online multi-target tracking using recurrent neural networks. In Proceedings of the Thirty-First AAAI Conference on Artificial Intelligence, February 4-9, 2017, San Francisco, California, USA, pages 4225–4232, 2017.
- [30] Anton Milan, Konrad Schindler, and Stefan Roth. Challenges of ground truth evaluation of multi-target tracking. In IEEE Conference on Computer Vision and Pattern Recognition, CVPR Workshops 2013, Portland, OR, USA, June 23-28, 2013, pages 735–742, 2013.
- [31] Michael C. Mozer. A focused backpropagation algorithm for temporal pattern recognition. Complex Systems, 3(4), 1989.
- [32] James Munkres. Algorithms for the assignment and transportation problems. Journal of the society for industrial and applied mathematics, 5(1):32–38, 1957.
- [33] Ramesh Nallapati, Bowen Zhou, Cícero Nogueira dos Santos, Çağlar Gülçehre, and Bing Xiang. Abstractive text summarization using sequence-to-sequence rnns and beyond. In Proceedings of the 20th SIGNLL Conference on Computational Natural Language Learning, CoNLL 2016, Berlin, Germany, August 11-12, 2016, pages 280–290, 2016.
- [34] Marc’Aurelio Ranzato, Sumit Chopra, Michael Auli, and Wojciech Zaremba. Sequence level training with recurrent neural networks. In 4th International Conference on Learning Representations, ICLR 2016, San Juan, Puerto Rico, May 2-4, 2016, Conference Track Proceedings, 2016.
- [35] Shaoqing Ren, Kaiming He, Ross B. Girshick, and Jian Sun. Faster R-CNN: towards real-time object detection with region proposal networks. IEEE Trans. Pattern Anal. Mach. Intell., 39(6):1137–1149, 2017.
- [36] Olga Russakovsky, Jia Deng, Hao Su, Jonathan Krause, Sanjeev Satheesh, Sean Ma, Zhiheng Huang, Andrej Karpathy, Aditya Khosla, Michael S. Bernstein, Alexander C. Berg, and Fei-Fei Li. Imagenet large scale visual recognition challenge. International Journal of Computer Vision, 115(3):211–252, 2015.
- [37] Amir Sadeghian, Alexandre Alahi, and Silvio Savarese. Tracking the untrackable: Learning to track multiple cues with long-term dependencies. In IEEE International Conference on Computer Vision, ICCV 2017, Venice, Italy, October 22-29, 2017, pages 300–311, 2017.
- [38] Stanislaw Semeniuta, Aliaksei Severyn, and Sylvain Gelly. On accurate evaluation of gans for language generation. CoRR, abs/1806.04936, 2018.
- [39] Han Shen, Lichao Huang, Chang Huang, and Wei Xu. Tracklet association tracker: An end-to-end learning-based association approach for multi-object tracking. CoRR, abs/1808.01562, 2018.
- [40] Jeany Son, Mooyeol Baek, Minsu Cho, and Bohyung Han. Multi-object tracking with quadruplet convolutional neural networks. In 2017 IEEE Conference on Computer Vision and Pattern Recognition, CVPR 2017, Honolulu, HI, USA, July 21-26, 2017, pages 3786–3795, 2017.
- [41] Siyu Tang, Mykhaylo Andriluka, Bjoern Andres, and Bernt Schiele. Multiple people tracking by lifted multicut and person re-identification. In 2017 IEEE Conference on Computer Vision and Pattern Recognition, CVPR 2017, Honolulu, HI, USA, July 21-26, 2017, pages 3701–3710, 2017.
- [42] Guy Tevet, Gavriel Habib, Vered Shwartz, and Jonathan Berant. Evaluating text gans as language models. In Proceedings of the 2019 Conference of the North American Chapter of the Association for Computational Linguistics: Human Language Technologies, NAACL-HLT 2019, Minneapolis, MN, USA, June 2-7, 2019, Volume 1 (Long and Short Papers), pages 2241–2247, 2019.
- [43] Ashish Vaswani, Noam Shazeer, Niki Parmar, Jakob Uszkoreit, Llion Jones, Aidan N. Gomez, Lukasz Kaiser, and Illia Polosukhin. Attention is all you need. In Advances in Neural Information Processing Systems 30: Annual Conference on Neural Information Processing Systems 2017, 4-9 December 2017, Long Beach, CA, USA, pages 5998–6008, 2017.
- [44] Sam Wiseman and Alexander M. Rush. Sequence-to-sequence learning as beam-search optimization. In Proceedings of the 2016 Conference on Empirical Methods

- in Natural Language Processing, EMNLP 2016, Austin, Texas, USA, November 1-4, 2016, pages 1296–1306, 2016.
- [45] Nicolai Wojke, Alex Bewley, and Dietrich Paulus. Simple online and realtime tracking with a deep association metric. In 2017 IEEE International Conference on Image Processing, ICIP 2017, Beijing, China, September 17-20, 2017, pages 3645–3649, 2017.
- [46] Yonghui Wu, Mike Schuster, Zhifeng Chen, Quoc V. Le, Mohammad Norouzi, Wolfgang Macherey, Maxim Krikun, Yuan Cao, Qin Gao, Klaus Macherey, Jeff Klingner, Apurva Shah, Melvin Johnson, Xiaobing Liu, Lukasz Kaiser, Stephan Gouws, Yoshikiyo Kato, Taku Kudo, Hideto Kazawa, Keith Stevens, George Kurian, Nishant Patil, Wei Wang, Cliff Young, Jason Smith, Jason Riesa, Alex Rudnick, Oriol Vinyals, Greg Corrado, Macduff Hughes, and Jeffrey Dean. Google’s neural machine translation system: Bridging the gap between human and machine translation. CoRR, abs/1609.08144, 2016.
- [47] Jiarui Xu, Yue Cao, Zheng Zhang, and Han Hu. Spatial-temporal relation networks for multi-object tracking. CoRR, abs/1904.11489, 2019.
- [48] Fan Yang, Wongun Choi, and Yuanqing Lin. Exploit all the layers: Fast and accurate CNN object detector with scale dependent pooling and cascaded rejection classifiers. In 2016 IEEE Conference on Computer Vision and Pattern Recognition, CVPR 2016, Las Vegas, NV, USA, June 27-30, 2016, pages 2129–2137, 2016.