
Generalized Gumbel-Softmax Gradient Estimator for Various Discrete Random Variables

Weonyoung Joo¹ Dongjun Kim¹ Seungjae Shin¹ Il-Chul Moon¹

Abstract

Estimating the gradients of stochastic nodes is one of the crucial research questions in the deep generative modeling community. This estimation problem becomes further complex when we regard the stochastic nodes to be discrete because pathwise derivative techniques can not be applied. Hence, the gradient estimation requires the score function methods or the continuous relaxation of the discrete random variables. This paper proposes a general version of the Gumbel-Softmax estimator with continuous relaxation, and this estimator is able to relax the discreteness of probability distributions, including broader types than the current practice. In detail, we utilize the truncation of discrete random variables and the Gumbel-Softmax trick with a linear transformation for the relaxation. The proposed approach enables the relaxed discrete random variable to be reparameterized and to backpropagate through a large scale stochastic neural network. Our experiments consist of synthetic data analyses, which show the efficacy of our methods, and topic model analyses, which demonstrates the value of the proposed estimation in practices.

1. Introduction

Stochastic neural networks, including deep generative models, are widely used for representation learning. Optimizing the network parameters through gradient methods requires an estimation of the gradient values. There are two ways of obtaining the gradients, which are score function based methods and reparameterization trick methods. Each gradient estimation method has its own characteristics. For example, (1) the score function based estimators tend to result in unbiased gradients with high variances; and (2) the reparameterization estimators seem to be leading biased

gradients with low variances (Xu et al., 2019). Hence, to limit the negative aspect, the core technique of the score function based estimators becomes reducing the variances of gradients to achieve stable and fast optimizations. Similarly, utilizing the reparameterization estimators requires the differentiable non-centered parameterization (Kingma & Welling, 2014a) of random variables.

If we focus on the reparameterization estimators, one of the most popular examples is the reparameterization in the Gaussian Variational Autoencoder (VAE) (Kingma & Welling, 2014b), which has an exact reparameterization form. Other VAEs with explicit priors suggest their reparameterization tricks with approximations. For example, Stick-Breaking VAE (Nalisnick & Smyth, 2017) assumes a Griffiths-Engen-McCloskey (GEM) prior (Pitman, 2002), and the authors utilized the Kumaraswamy distribution (Kumaraswamy, 1980) to approximate the Beta distribution used by the GEM distribution. Dirichlet VAE (Joo et al., 2019) assumes a Dirichlet prior, and the authors utilized the approximation by the inverse Gamma cumulative density function (Knowles, 2015) and the composition of Gamma random variables to form the Dirichlet distribution.

For continuous random variables, it is feasible to estimate gradients with recent methods: such as the optimal mass transport gradient (Jankowiak & Obermeyer, 2018), which utilizes a transport equation; or the implicit reparameterization gradients (Furnov et al., 2018), which are based on the automatic differentiation. However, these methods are not applicable to discrete random variables, due to their non-differentiable characteristics.

To overcome this difficulty, some discrete random variables, such as Bernoulli or categorical random variables, are well-explored recently.¹ The authors of Jang et al. (2017) and Maddison et al. (2017) developed a continuous relaxation of the Bernoulli and the categorical random variables through the Gumbel-Softmax and the Concrete distributions, respectively. Meanwhile, other discrete distributions, such as the Poisson, the binomial, the geometric, the negative binomial distributions, and etc, are not explored enough from the

¹Department of Industrial and Systems Engineering, Korea Advanced Institute of Science and Technology, South Korea. Correspondence to: Il-Chul Moon <icmoon@kaist.ac.kr>.

¹In this paper, discrete random variable implies a random variable with a discrete outcome which may follow diverse distributions other than the Bernoulli or the categorical case.

learning perspective.

This paper proposes a reparameterization trick for generic discrete random variables through continuous relaxation, which is a generalized version of the Gumbel-Softmax (GENGS) estimator. The key idea of relaxing the discrete random variables is (1) utilizing truncated discrete random variables as an approximation to the discrete random variables; and (2) transforming a Gumbel-Softmax trick with a special form of a linear transformation. We present three theorems to theoretically substantiate that the proposed GENGs is applicable to a discrete random variable set that is broader than both Bernoulli and categorical random variables. Since we present a reparameterization trick for discrete random variables, we present two cases of practical usages through experiments. First, we show that the proposed GENGs is well applicable to the variants of VAEs by diversifying the priors. Second, we illustrate the potential gains in the topic model from the neural topic model with GENGs.

2. Preliminary

This section introduces the following: (1) the review of reparameterization tricks; and (2) the Gumbel-Softmax reparameterization on categorical random variables.

2.1. Backpropagation through Stochastic Nodes

Let's suppose that we have a stochastic node, or a latent variable, $z \sim p(z|\theta)$, where the distribution depends on θ , and we want to optimize the loss function, $\mathcal{L}(\theta, \eta) = \mathbb{E}_{z \sim p(z|\theta)}[f_\eta(z)]$, where f_η is a continuous and differentiable function with respect to η , i.e. neural networks. To optimize the loss function in terms of θ through the gradient methods, we need to find $\nabla_\theta \mathcal{L}(\theta, \eta) = \nabla_\theta \mathbb{E}_{z \sim p(z|\theta)}[f_\eta(z)]$ which can not be directly computed with its original form.

2.1.1. REPARAMETERIZATION TRICK

To compute $\nabla_\theta \mathcal{L}(\theta, \eta) = \nabla_\theta \mathbb{E}_{z \sim p(z|\theta)}[f_\eta(z)]$, the reparameterization trick introduces an auxiliary variable, $\epsilon \sim p(\epsilon)$, which takes over all randomness of the latent variable z , so the sampled value z can be re-written as $z = g(\theta, \epsilon)$ where g is a deterministic and differentiable function in terms of θ . Here, the gradient of the loss function with respect to θ is derived as

$$\begin{aligned} \nabla_\theta \mathcal{L}(\theta, \eta) &= \nabla_\theta \mathbb{E}_{z \sim p(z|\theta)}[f_\eta(z)] \\ &= \mathbb{E}_{\epsilon \sim p(\epsilon)}[\nabla_\theta f_\eta(g(\theta, \epsilon))] \\ &= \mathbb{E}_{\epsilon \sim p(\epsilon)}[\nabla_g f_\eta(g(\theta, \epsilon)) \nabla_\theta g(\theta, \epsilon)] \quad (1) \end{aligned}$$

where the term inside of the expectation in Equation 1 is now achievable. A condition on enabling the reparameterization trick is the assumption on the continuity of the random variable z , so the distribution of z is limited to a

class of continuous distributions. To utilize the reparameterization trick on discrete random variables, the continuous relaxation can be applied: for example, a relaxation from the categorical distribution to the Gumbel-Softmax distribution.

2.2. Reparameterization Trick on Categorical Random Variable

A Gumbel-Max trick (Gumbel, 1948) is a procedure for sampling a categorical one-hot value from the Gumbel distribution, instead of direct samplings from a categorical distribution. This implies that the categorical random variable $X \sim \text{Categorical}(\pi)$, where π lies on the $(n - 1)$ -dimensional simplex Δ^{n-1} , can be reparameterized by the Gumbel-Max trick: (1) sample $u_j \sim \text{Uniform}(0, 1)$ i.i.d. to generate a gumbel sample $g_j = -\log(-\log u_j)$ for each $j = 1, \dots, n$; and (2) compute $k = \text{argmax}_{j=1}^n [\log \pi_j + g_j]$ where π is a categorical parameter. This procedure generates a one-hot sample x , such that $x_j = 0$ for $j \neq k$ and $x_k = 1$ with $P(X_k = 1) = \pi_k$. We denote GM(π) to be the distribution whose samples are generated by the Gumbel-Max trick.

A Gumbel-Softmax trick (Jang et al., 2017; Maddison et al., 2017) is a variant of the Gumbel-Max trick that relaxes a categorical random variable into a continuous one. The key of the Gumbel-Softmax is using the `softmax` activation with a temperature $\tau > 0$, instead of using `argmax` in the sampling process, which enables (1) relaxing the discreteness of the categorical random variable in the one-hot form to have a continuous value $x^\tau = \text{softmax}(\frac{\log \pi + g}{\tau})$; and (2) approximating the Gumbel-Max by taking τ small enough. Recently, the Gumbel-Softmax estimator is widely used to reparameterize categorical random variables, for example, `RelaxedOneHotCategorical` in TensorFlow (Abadi et al., 2016). We denote the distribution generated by the Gumbel-Softmax trick as GS(π, τ).

3. Approximation on Discrete Random Variables with Truncations

This section provides the theoretical background of our reparameterization methodology. Our theoretic framework consists of two steps, and its first step relaxes a class of discrete random variables, which we defined as a *truncatable discrete random variable*, into a continuous random variable. The second step is applying the reparameterization trick that is more generalized than the reviewed reparameterization practice in Section 2.2.

To support our reparameterization methodology, this section provides three theorems on reparameterizations. The first theorem approximates an original discrete distribution with its truncated version. Next, the second theorem enables the truncated distribution to be reparameterized by

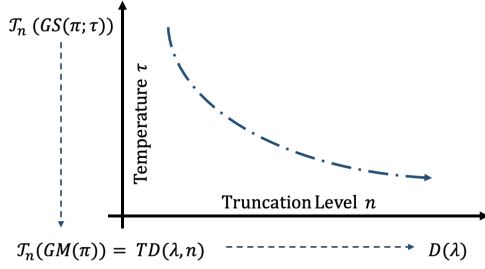


Figure 1. In x -axis, as truncation level $n \rightarrow \infty$, the distribution $TD(\lambda, n) \rightarrow D(\lambda)$ by Theorem 3. $TD(\lambda, n)$ can be reparameterized by the Gumbel-Max trick and a linear transformation \mathcal{T} as in Theorem 4. In y -axis, as temperature $\tau \rightarrow 0$, $\mathcal{T}_n(GS(\pi_n, \tau)) \rightarrow TD(\lambda, n)$ where π is a computed PMF value vector of $TD(\lambda, n)$, by Theorem 5.

the Gumbel-Max trick. Finally, the third theorem shows the Gumbel-SoftMax function converges to the Gumbel-Max function under an assumption of the suggested linear transformation. Figure 1 illustrates the transformation relation for the reparameterization of the truncatable discrete random variables.

We would like to note that our proposed reparameterization trick boundaries the applicable discrete random variables by the truncation, and we generalize the reparameterization with the Gumbel-Softmax function by the introduction of the linear transformation. The combination of these two contributions provides the reparameterization trick that is expanded and grounded, theoretically.

3.1. Truncatable Discrete Random Variables

We first define the class of discrete random variables that boundaries the feasible distributions of our reparameterization trick. Definition 1 specifies a *truncated discrete random variable*.

Definition 1. A *truncated discrete random variable* $Z_n \sim TD(\lambda, n)$ of a non-negative discrete random variable $X \sim D(\lambda)$ is a discrete random variable with the point probability mass of $P(Z_n = k) = P(X = k)$ for $k = 0, \dots, n-2$ and $P(Z_n = n-1) = P(X \geq n-1)$. The random variable Z_n is said to follow a truncated discrete distribution with a parameter λ and a truncation level n .

Note that Definition 1 can be easily extended to truncate the left-hand side or the both sides of distributions. However, we focus on the non-negative distribution since most of the popularly used discrete random variables have the support of $\mathbb{N}_{\geq 0}$.

Recall a popular inequality in the probability theory, namely *Markov's inequality*, stated in Proposition 2.

Proposition 2. (Markov's Inequality) If X is a non-negative random variable, then for any $a > 0$, $P(X \geq a) \leq a^{-1}E(X)$.

There are discrete distributions with a finite mean and a finite variance: for example, binomial, Poisson, geometric, and negative binomial distributions. Since we are focusing on the discrete distributions of a finite mean and a finite variance, the inequalities guarantee that there exists only a small amount of mass at the tail of the distributions. In other words, if we take the truncation level far enough from zero, we can cover the most of the possible outcomes which can be a sample from the distribution. This idea leads to Theorem 3.

Theorem 3. For a non-negative discrete random variable D with the parameter λ , which has a finite mean and a finite variance, let's define its truncated distribution TD with a truncation level n as Definition 1. Then, $TD(\lambda, n)$ converges to $D(\lambda)$ *in probability* as $n \rightarrow \infty$. We say that the distribution D is *truncatable* if the theorem holds for the truncated distribution TD .

Theorem 3 supports the theoretical basis of truncating a discrete random variable $D(\lambda)$ into a truncated one $TD(\lambda, n)$, and Appendix A.1 shows the detailed proof.² One example of a truncatable discrete random variable is a discrete random variable following the Poisson distribution. Since the Poisson distribution has a finite mean and a finite variance as λ , given a parameter λ , the Poisson distribution is a truncatable distribution by Theorem 3. Note that the Poisson distribution draws samples around the rate parameter λ , and the probability mass function (PMF) value of $Poisson(k; \lambda) = \frac{e^{-\lambda} \lambda^k}{k!}$ goes to zero as k grows. Moreover, the summation of the PMF values beyond the truncation level n converges to zero as $n \rightarrow \infty$. This property is crucial in our reparameterization method because it allows finitizing the number of possible outcomes by ignoring the samples of extremely small probabilities.³ In some distributions, such as the binomial distribution, the summation of the PMF values beyond the truncation level becomes zero by setting the truncation level to be an arbitrarily chosen large level. Hence, in this case, we can simply take the truncation level as the number of trials, which is a parameter of the binomial distribution, and we can utilize the full spectrum of possible outcomes of the distribution.

The *converge in probability* property of Theorem 3 ensures that our truncation method is probabilistically stable. By

²A similar statement can be proven for truncating both sides distributions using Chebyshev's inequality, and Appendix A.2 shows the detailed definition and proof for the two-tail case.

³When the rate parameter λ has a large value, the distribution hardly samples the small values. In this case, truncating both sides with the center λ , which is the mean and approximated mode, might be a better choice.

injecting the near-zero remaining probability to the last category right before the truncation level, the *sum-to-one* property remains satisfied. Through the truncation method, the discrete distribution is ready to be approximated by the Gumbel-Softmax trick.

3.2. Reparameterization by Generalized Gumbel-Softmax Trick

Since widely utilized discrete distributions have the explicit forms of PMF, we can directly compute the PMF values for the truncated support with a pre-defined truncation level n . Let $\pi = (\pi_0, \pi_1, \dots, \pi_{n-1})$ be the computed PMF of a truncated distribution $\text{TD}(\lambda, n)$, where $\pi_k = \text{TD}(k; \lambda, n)$, of a truncatable distribution $\text{D}(\lambda)$.⁴ We now suggest a transformation: $\mathcal{T}_n: \mathbb{R}^n \rightarrow \mathbb{R}$, such that $\mathcal{T}_n(x) = \sum x \odot c_n = \sum_{k=0}^{n-1} kx_k$ where $c_n = (0, 1, \dots, n-1)$ is a constant outcome vector.⁵ Also, we denote the distributions, generated by applying \mathcal{T}_n on GM and GS, as $\mathcal{T}_n(\text{GM})$ and $\mathcal{T}_n(\text{GS})$, respectively. Afterwards, we can reparameterize $\text{TD}(\lambda, n)$ with $\mathcal{T}_n(\text{GM}(\pi))$ as stated in Theorem 4, proved in Appendix A.3.

Theorem 4. For any truncated discrete random variable $Z_n \sim \text{TD}(\lambda, n)$ of truncatable distribution $\text{D}(\lambda)$ with a transformation $\mathcal{T}_n(x) = \sum_{k=0}^{n-1} kx_k$, Z_n can be reparameterized by $\mathcal{T}_n(\text{GM}(\pi))$ if we set $\pi_k = p(Z_n = k)$.

Theorem 4 indicates that we can generate a sampled value of $\text{TD}(\lambda, n)$ by a linear transformation of a Gumbel-Max sample. Now, the randomness of $\text{TD}(\lambda, n)$ with respect to the parameter λ moves into the Gumbel-Max with respect to the Gumbel sample in the Gumbel-Max trick, since the linear transformation \mathcal{T}_n is a continuous and deterministic function.

Then, we can apply the Gumbel-Softmax trick to the Gumbel-Max in \mathcal{T}_n as stated in Theorem 5, proved in Appendix A.4. The theorem implies that we can relax the truncated discrete random variable $\text{TD}(\lambda, n)$ by the Gumbel-Softmax and the linear transformation, $\mathcal{T}_n(\text{GS}(\pi, \tau))$.

Theorem 5. For a transformation $\mathcal{T}_n(x) = \sum_{k=0}^{n-1} kx_k$, and a given categorical parameter $\pi \in \Delta^{n-1}$, the convergence property of Gumbel-Softmax to Gumbel-Max still holds under the linear transformation \mathcal{T}_n , i.e., $\text{GS}(\pi, \tau) \rightarrow \text{GM}(\pi)$ as $\tau \rightarrow 0$ implies $\mathcal{T}_n(\text{GS}(\pi, \tau)) \rightarrow \mathcal{T}_n(\text{GM}(\pi))$ as $\tau \rightarrow 0$.

The assumption of Theorem 5 that $\text{GS}(\pi, \tau) \rightarrow \text{GM}(\pi)$ as $\tau \rightarrow 0$ has not proven mathematically in the literatures where it was originally suggested (Jang et al., 2017; Maddison et al., 2017). Instead, the authors empirically show that

⁴Here, we assume that we have an explicit form of a PMF on the distribution $\text{D}(\lambda)$.

⁵By diversifying the construction of c_n , it is able to reparameterize any kind of truncatable discrete random variables with a finite mean and a finite variance.

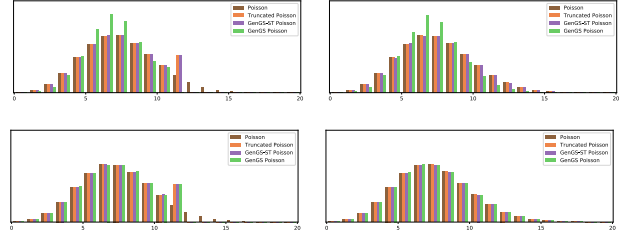


Figure 2. An illustration of various choices of the truncation level n and the temperature τ in the case of $\text{Poisson}(7)$. As sub-figures go from left to right, the truncation level grows, and hence the sticks, implying remaining probability at the right side, disappears if the truncation level is large enough. As sub-figures goes from top to bottom, the temperature decreases, and the PMF of truncated distributions become similar to the original distribution.

$\text{GS}(\pi, \tau)$ eventually becomes $\text{GM}(\pi)$ as τ goes near zero.

Figure 2 illustrates the approximated Poisson distribution by the Gumbel-Softmax estimator with the truncation level n and the Gumbel-Softmax temperature τ . We can observe that the approximation becomes closer to the Poisson distribution as we increase n . However, the increment of n is technically limited due to the finite neural network output for the inference. Additionally, the decrement of τ results in the closer Poisson distribution. When we recall that the relaxed one-hot vector $x^\tau = \text{softmax}(\frac{\log \pi + g}{\tau})$, the initially small τ leads to high variance of gradients, which becomes problematic at the learning stage on π . Therefore, the annealing of τ from a large value to a small one is necessary to provide a learning chance of π . Having said that, the annealing process will take the learning time, so the decrement of τ will be limited by a time budget.

4. Algorithm and Characteristics of GENGS

So far, we discussed the theoretical approach of our reparameterization method for truncatable discrete random variables. In summary, the concept of our work is the following: (1) approximate a discrete distribution by truncating the distribution; (2) reparameterize the truncated distribution with the Gumbel-Max trick and the linear transformation \mathcal{T}_n ; and (3) relax the Gumbel-Max trick with the Gumbel-Softmax trick. For simplicity, we name our estimator as Generalized Gumbel-Softmax (GENGS) estimator. As other reparameterization tricks do, GENGS introduces an auxiliary random variable, which is a uniform random variable composing the Gumbel sample in our case. This Gumbel sample enables the reparameterized variable to be deterministic with respect to the parameter of the target distribution. This section describes how GENGS can be used in the practice, how to sample discretized values, and be applied to the general form of discrete random variables.

Algorithm 1 GENGS: Inference step on the parameter λ of distribution p_λ

Input: Loss $f(\cdot)$, PMF $p_\lambda(\cdot)$, Temperature τ , Truncation level n , Gumbel-Softmax reparameterizer GS, Transformation $\mathcal{T}_n(\cdot)$, Constant vector c_n .

repeat

for $k = 0$ **to** $n - 2$ **do**

 Compute $\pi_k = p_\lambda(k)$.

end for

 Compute $\pi_{n-1} = 1 - \sum_{k=0}^{n-2} \pi_k$.

 Sample n -dimensional one-hot-like $w \sim \text{GS}(\pi, \tau)$.

 Compute transformation $z = \mathcal{T}_n(w) = \sum_k w \odot c_n$.

 Compute loss $f(z)$.

 Update λ via stochastic gradient method.

until convergence

4.1. Algorithm

We propose two ways of applying GENGS: (1) explicitly inferring the distribution with a parameter λ ; and (2) inferring utilizing the distribution with its PMF values π .

Explicit Inference. This is the usual case of inferring the behavior of latent variables with a distribution parameter by assuming the same distribution form. For example, in VAEs, we choose a prior distribution, and we set an approximate posterior distribution with the same type of prior distribution. This probabilistic model encodes the input to the approximate posterior parameter with the encoder network in the VAEs. In this general framework of the explicit mass modeling, Algorithm 1 shows how to apply the proposed reparameterization trick with a truncatable discrete distribution. Specifically, $p_\lambda(\cdot)$ becomes the explicit point-mass model, and c_n will be adjusted by the choice of $p_\lambda(\cdot)$, see Section 4.3 for an example of c_n . Finally, given $p_\lambda(\cdot)$ and c_n , Algorithm 1 optimizes the inferred parameters of $\hat{\lambda}$. Additionally, we provide Figure 3 to illustrate the process of the reparameterization by GENGS.

Implicit Inference. Unlike continuous random variables, the discrete random variables have discretized outcomes. If the number of possible outcomes is finite, by utilizing the truncation for examples, we can directly infer the PMF values of possible outcomes with a categorical parameter π , which becomes the input of the Gumbel tricks. In other words, we are now interested in inferring the shape of the distribution, not the distribution parameter λ , by loosening the assumption on the approximate posterior. However, this inference approach needs a regularizer, such as the KL divergence term in VAEs, which ensures the distribution shape to be alike a prior distribution with a preset parameter. We found that loosening the approximate posterior assumption leads to a significant performance gain in our

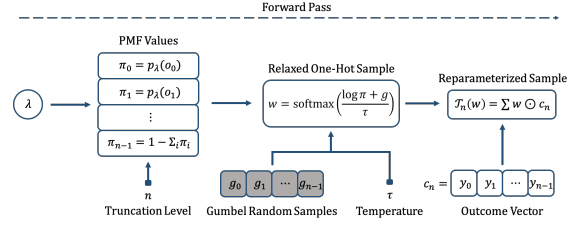


Figure 3. Visualization of GENGS reparameterization. Shaded nodes denote auxiliary random nodes which enables the reparameterized variable to be deterministic with respect to the distribution parameter λ through the transformation of \mathcal{T}_n .

VAE experiments.

4.2. Discretization

With GENGS, the reparameterized sample has a continuous value since we are relaxing the discrete random variable into a continuous form. Utilizing the Straight-Through (ST) Gumbel-Softmax estimator (Bengio et al., 2013; Jang et al., 2017), instead of the naive Gumbel-Softmax, we can obtain the discrete sample, as well. Since ST Gumbel-Softmax discretizes the relaxed Gumbel-Softmax output with argmax , ST Gumbel-Softmax uses the gradients obtained from the relaxed ones, which could result in significant performance degradation.

4.3. Extension

Adjusting Truncation Level. As we discussed in Section 3.1, the truncation does not necessarily start from zero. For example, let's consider a Poisson distribution with the rate parameter $\lambda = 100$. Though Poisson(100) has support starting from zero, the PMF values can be disregarded probabilistically up to a certain point. Therefore, we can truncate Poisson(100) for both left and right sides, not from zero. For example, we can choose the left and the right truncation level as 50 and 150, which have near zero PMF values around $1e-8$ and $6e-7$, respectively.

Manipulating Transformation Constant. Transformation \mathcal{T}_n includes a constant vector $c_n = (0, 1, \dots, n - 1)$. When we interpret c_n , each entry of c_n is a possible outcome of the truncated distribution $\text{TD}(\lambda, n)$. If the truncated discrete distribution has a possible outcome set $\{y_0, \dots, y_{n-1}\}$ with a corresponding PMF value set $\{\pi_0, \dots, \pi_{n-1}\}$, modifying that $c_n = (y_0, \dots, y_{n-1})$ would still give the same result. Example 6 shows that Gumbel-Softmax estimator can be reduced down to GENGS.

Example 6. The Gumbel-Softmax estimator of categorical random variables is a trivial case of GENGS. Let's assume the number of dimensions $n = 3$ and a categorical

parameter $\pi = (0.5, 0.3, 0.2)$ in this example. Then, the possible outcomes of $\text{Categorical}(\pi)$ are $y_0 = (1, 0, 0)^T$, $y_1 = (0, 1, 0)^T$, and $y_2 = (0, 0, 1)^T$. Afterwards, we draw a sample w from $\text{GS}(\pi, \tau)$ for some temperature $\tau > 0$, and the value will become a relaxed one-hot form, for example, $(0.95, 0.04, 0.01)$. If we construct $c_3 = [y_0, y_1, y_2] = I_3$, then $\mathcal{T}_n(w) = \sum_j w_j y_j = (w_0, w_1, w_2) = w$. Hence, the Gumbel-Softmax trick can be written in the form of GENGs with the identity matrix in the linear transformation.

5. Related Work

Note that GENGs is basically a single-sample gradient estimator like other reparameterization gradient estimators. Though GENGs could use multiple samples to compute the stable gradients, we compare GENGs with the other estimators using a single sample to test the fundamental performance of gradient estimators. NVIL (Mnih & Gregor, 2014) and MUPROP (Gu et al., 2016) are single-sample gradient estimators. NVIL utilizes a neural network to introduce the optimal control variate, and MUPROP utilizes the first-order Taylor expansion on the loss term as a control variate. Deterministic RaoBlack estimator (DETRB) (Liu et al., 2019) uses the weighted value of the exact gradients from selected categories and the estimated gradients from the remaining categories with respect to their odds to reduce the variance. The idea of Stochastic RaoBlack estimator (STORB) (Kool et al., 2020) is fundamentally same as DETRB, but the difference between the two gradient estimators is the utilization of fixed categories by DETRB while STORB randomly chooses the categories at each step. The authors of Kool et al. (2020) also suggest an unordered set gradient estimator (UNORD), which also uses the multiple sampled gradients, utilizing the sampling without replacements. For DETRB, STORB, and UNORD, we use only one category that utilizing the exact gradient for the fair comparison. Also, we add * notation to model names as a variation that using a built-in control variate introduced in Kool et al. (2020).

6. Experiment

This section presents the experiments on GENGs, comparing to other gradient estimators. First, we compare the loss and its variance by synthetic examples. Second, we move to the practical applications of our reparameterization trick by VAEs with various prior settings and by topic models in Section 6.3. Appendix B explains the details of the experiments.

6.1. Synthetic Example

Experimental Setting. In this experiment, we first sample t_1, \dots, t_k independently and identically from a dis-

cete distribution $D(\theta)$ for a chosen $\theta > 0$, and we optimize the loss function $\mathbb{E}_{z \sim p(z|\lambda)} [\sum_{i=1}^k (z_i - t_i)^2]$ with respect to λ where $p(z|\lambda)$ is $D(\lambda)$. We use Poisson(20), Binomial(20, 0.3), and NegativeBinomial(3, 0.4) in this experiment. For fair comparisons, we use $m = 1$ exact gradients for the RBs and UNORD. Whereas it is able to use more than one gradient in the synthetic example, if there is more than one latent dimension, K , it requires to compute m^K gradient combinations, which has high complexity. We also adapt the Rao-Blackwellization idea in GENGs, which is utilizing $m = 1$ true gradient and utilizing GENGs for the remainings, namely GENGs-RB.

Experimental Result. We compare the log-loss and the log-variance of estimated gradients from various estimators in this experiment. Figure 4 shows the two properties of the estimated gradients. Here, the log-loss needs to be minimized to correctly estimate the back-propagated gradient value in the learning process. Also, the log-variance requires to be minimized to maintain the consistency of the gradients, so the gradient descent can be efficient. GENGs shows the best log-loss and the best log-variance if GENGs keeps the continuous relaxation of the modeled discrete random variable. The results also show that adapting the Rao-Blackwellization idea, GENGs-RBs, further reduces the log-variance of gradients of other GENGs. UNORD shows the minimum gradient among baselines in the binomial and negative binomial cases, but it fails to converge to the optimal parameter because of its approximation accuracy problem.

6.2. Variational Autoencoders

Experimental Setting. We choose VAE to be the application to test the performance of the gradient estimators. While previous categorical VAEs flatten sampled one-hot categorical outputs on a latent variable into a single vector, we assume every single dimension of the latent variable to follow the prior distribution. We utilize the (truncated) Poisson, the geometric, and the negative binomial distributions in this experiment. The objective function in Equation 2, which consists of the reconstruction part and the KL divergence part, is minimized during the training period.

$$\mathcal{L}(\mathbf{x}) = \mathbb{E}_{q_{\lambda}(\mathbf{z}|\mathbf{x})} [\log p_{\theta}(\mathbf{x}|\mathbf{z})] - \text{KL}(q_{\lambda}(\mathbf{z}|\mathbf{x}) || p_{\theta}(\mathbf{z})) \quad (2)$$

To optimize the evidence lower bound (ELBO) of VAE, it requires to compute the KL divergence between the approximate posterior and the prior distributions. In GENGs, by truncating the original distribution, the KL divergence reduces down to the derivation with categorical distributions as the below theorem states, proved in Appendix A.5.

Theorem 7. Assume two truncated distributions $X \sim \text{TD}(\lambda, n)$ and $Y \sim \text{TD}(\hat{\lambda}, n)$ where $\pi_k = P(X = k)$,

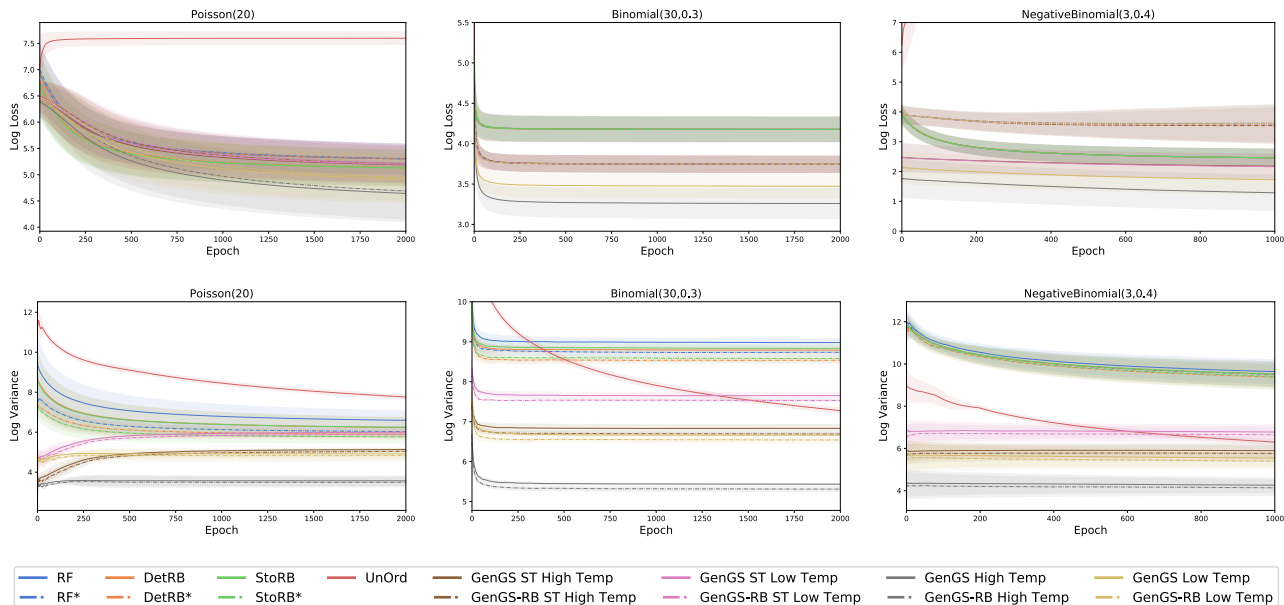


Figure 4. Curves of losses (top) and variances of gradients (bottom) with confidence intervals for synthetic example in \log scale: (Left) Poisson(20), (Center) Binomial(20, 0.3), (Right) NegativeBinomial(3, 0.4).

Table 1. Test negative ELBO on MNIST and OMNIGLOT datasets. The lower is better for the negative ELBO. Symbol “—” in the table implies that the estimator does not lead to the optimal point.

MNIST	RF	RF*	NVIL	MUPROP	STORB*	UNORD	GENGS ST (Ex.)	GENGS (Ex.)	GENGS ST (Im.)	GENGS (Im.)
Poisson(2)	153.36 \pm 3.23	122.81 \pm 2.41	129.34 \pm 4.72	125.43 \pm 2.27	124.02 \pm 4.91	153.94 \pm 5.01	130.48 \pm 1.51	103.18 \pm 0.92	106.92 \pm 2.60	96.04 \pm 1.44
Poisson(3)	153.34 \pm 4.22	123.12 \pm 2.21	130.24 \pm 3.32	125.92 \pm 1.81	124.41 \pm 5.96	153.65 \pm 4.83	129.86 \pm 1.77	105.15 \pm 1.71	106.66 \pm 2.46	96.01 \pm 1.27
Geometric(0.25)	168.86 \pm 3.15	127.90 \pm 1.97	135.90 \pm 2.38	137.90 \pm 2.14	131.09 \pm 4.95	—	120.46 \pm 1.47	98.43 \pm 0.81	108.14 \pm 2.67	92.52 \pm 1.62
Geometric(0.5)	165.00 \pm 2.93	129.20 \pm 2.03	138.47 \pm 2.30	136.40 \pm 1.78	139.67 \pm 2.42	—	119.10 \pm 1.09	100.92 \pm 1.24	106.44 \pm 2.78	93.81 \pm 1.60
NegativeBinomial(3,0.5)	—	116.67 \pm 5.97	119.28 \pm 7.80	131.96 \pm 6.49	114.36 \pm 4.12	—	117.23 \pm 1.54	98.58 \pm 1.27	102.44 \pm 3.75	94.52 \pm 1.52
NegativeBinomial(5,0.3)	—	130.03 \pm 3.99	133.44 \pm 4.27	144.05 \pm 8.15	128.02 \pm 2.60	—	122.61 \pm 2.31	100.88 \pm 2.35	102.70 \pm 3.64	95.37 \pm 1.43
OMNIGLOT	RF	RF*	NVIL	MUPROP	STORB*	UNORD	GENGS ST (Ex.)	GENGS (Ex.)	GENGS ST (Im.)	GENGS (Im.)
Poisson(2)	165.77 \pm 3.67	139.47 \pm 3.29	148.01 \pm 4.19	142.95 \pm 1.32	139.61 \pm 5.87	166.64 \pm 5.13	148.60 \pm 1.98	127.89 \pm 1.44	134.76 \pm 2.65	118.17 \pm 2.22
Poisson(3)	164.86 \pm 4.19	140.54 \pm 2.36	148.13 \pm 3.98	143.85 \pm 1.54	140.05 \pm 3.68	166.73 \pm 6.71	147.79 \pm 1.21	131.53 \pm 1.76	135.14 \pm 2.25	119.15 \pm 1.92
Geometric(0.25)	171.79 \pm 4.59	142.68 \pm 2.96	153.69 \pm 2.52	152.17 \pm 1.77	143.10 \pm 3.91	—	146.54 \pm 1.18	115.23 \pm 2.00	135.61 \pm 3.22	107.79 \pm 2.84
Geometric(0.5)	170.96 \pm 3.10	142.70 \pm 1.77	153.20 \pm 1.49	149.76 \pm 2.19	142.56 \pm 2.97	—	141.23 \pm 1.22	115.14 \pm 2.43	136.02 \pm 3.63	108.48 \pm 2.78
NegativeBinomial(3,0.5)	—	141.44 \pm 2.20	144.44 \pm 2.78	147.78 \pm 4.49	129.48 \pm 4.34	—	142.33 \pm 1.92	118.57 \pm 2.71	135.02 \pm 3.99	117.02 \pm 2.18
NegativeBinomial(5,0.3)	—	144.44 \pm 3.68	159.40 \pm 5.13	152.81 \pm 3.34	151.30 \pm 3.98	—	145.27 \pm 2.18	119.57 \pm 2.02	134.54 \pm 3.27	117.54 \pm 2.76

$\hat{\pi}_k = P(Y = k)$. Then, the KL divergence between X and Y can be represented in the KL divergence between the categorical distributions where $\text{KL}(Y||X) = \text{KL}(\text{Categorical}(\hat{\pi})||\text{Categorical}(\pi))$.

We construct two fully-connected hidden layers of dimension 500 for the encoder and the decoder, and we set the latent dimension $K = 50$ for both MNIST and OMNIGLOT datasets. This task is a more challenging task than the synthetic example, since this task requires to compute (1) the gradients of the encoder neural network parameters through the latent distribution parameter λ ; and (2) a single combination of gradients over the latent dimensions takes extremely small portion of the entire gradient combination, $1/N^K$ if there are N possible outcomes for each K latent dimensions. Moreover, since we are utilizing the fully-connected layers,

each gradient at the latent layer affects all encoder parameters. Hence, a deviating gradient from the true gradient with respect to the latent distribution parameter λ could lead the encoder parameters away from the optimal point. This task utilizes the implicit inference discussed in Section 4.1, so the KL divergence term becomes a regularizer of the shape from the approximated posterior distribution.

Experimental Result. Table 1 shows the negative ELBO results on the VAE experiments. We found that the baselines such as DETRB, DETRB*, and STORB fails to reach the optimal point, so we exclude those estimators from the table. The variants of GENGS shows the lowest negative ELBO in general. Figure 5 shows the reconstructed images by VAEs with various gradient estimators on MNIST and OMNIGLOT. GENGS draws the clearest images and better




Figure 5. Reconstructed images by VAEs with various gradient estimators. GENGs shows the clearest images among other gradient estimators with better reconstruction.

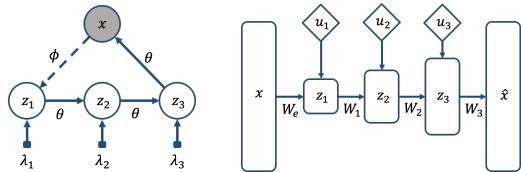


Figure 6. A graphical notation (left) and a neural network diagram (right) of NVPDEF. (Left) Solid lines with parameter θ denote the generative process, while a dashed line with parameter ϕ indicates the inference network. The multi-stacked latent layers have λ_i as a prior distribution parameter. (Right) Diamond nodes indicate the auxiliary random variable for the reparameterization trick.

reconstructions, which aligns with the quantitative result of the gradient estimators.

6.3. Topic Model Application

Experimental Setting. This experiment shows the usefulness of GENGs by a topic model application. Among all discrete distributions that we discussed above, the Poisson distribution is one of the most important distributions over the discrete distributions, which is used for counting the number of outcomes. The authors of *Deep Exponential Families* (DEFs) (Ranganath et al., 2015) utilize the exponential family, including the Poisson distribution, on the stacked latent layers. The architecture of DEF consists of multiple top-to-bottom latent layers and an output layer. For instance, from the perspective of topic modeling, as the layer goes to the top, the layer captures a super-topic; and as the layer goes to the bottom, the layer captures a sub-topic. Utilizing multiple Poisson distributions at the latent layers enables capturing the number of topic appearances in each layer.

Our experimental setting focuses on the PoissonDEF, which assumes the Poisson latent layers, and we convert PoissonDEF into a neural network form, which resembles the neural variational document model (NVDM) (Miao et al., 2016), see Figure 6 depicting the neural network and the probabilistic modeling structure. We utilize GENGs on PoissonDEF to sample the values in the latent variable, and we name such variant as neural variational Poisson DEF (NVPDEF). We use 50, 20-50 stacked layers for 20News-

Table 2. Test perplexity on 20Newsgroups and RCV1-V2 dataset.

Model	20Newsgroups (Dim.)	RCV1-V2 (Dim.)
LDA (Blei et al., 2003)	1082 \pm 12.9 (50)	1187 \pm 15.4 (200)
NVDM (Miao et al., 2016)	817 \pm 4.7 (50)	574 \pm 18.3 (200)
GSM (Miao et al., 2017)	854 \pm 7.1 (50)	801 \pm 5.2 (200)
NVLDA (Srivastava & Sutton, 2017)	1155 \pm 16.5 (50)	1574 \pm 24.7 (200)
PROLDA (Srivastava & Sutton, 2017)	1145 \pm 13.3 (50)	1425 \pm 17.1 (200)
NVPDEF	761 \pm 6.1 (50)	562 \pm 11.5 (200)
MULTI-STACKED NVPDEF	788 \pm 14.3 (20-50)	576 \pm 18.8 (50-200)

groups, which has the vocabulary size of 2,000; and we use 200, 50-200 stacked layers for RCV1-V2 dataset, which has the vocabulary size of 10,000. For the multi-stacked version of NVPDEF, we utilized multi-sampling on the latent layers for the stable optimization from the consecutive latent samplings.

Experimental Result. We enumerate the baselines and the variants of NVPDEFs in Table 2, and we confirmed that NVPDEF shows the lowest perplexity in overall with 20Newsgroups and RCV1-V2. Since NVPDEF and the original DEFs have different training and testing regimes, we compare NVPDEF against representative neural variational topic (document) models, which are listed in Table 2. Additionally, Appendix B.3 shows the qualitative result from topic models.

7. Conclusion

This paper suggests a new gradient estimator of discrete random variables, GENGs, which is a generalized version of the Gumbel-Softmax estimator. To strengthen the practical usage of reparameterization tricks with the Gumbel-Softmax function, we provide a theoretic background and boundary to our reparameterization trick. Our finding claims that a truncatable discrete random variable can always be reparameterized via the proposed GENGs algorithm. The limitation of GENGs is the setting of the truncation level and the Gumbel-Softmax temperature, which becomes the trade-off between the gradient estimation accuracy and the time budget. Subsequently, we show the synthetic analysis as well as two applications, VAE and topic model, of GENGs. We expect that GENGs clearly boundaries and generalizes the reparameterization trick on the discrete random variable.

References

- Abadi, M., Barham, P., Chen, J., Chen, Z., Davis, A., Dean, J., Devin, M., Ghemawat, S., Irving, G., Isard, M., and et al. Tensorflow: A system for large-scale machine learning. *USENIX Symposium on Operating Systems Design and Implementation*, 2016.
- Bengio, Y., Leonard, N., and Courville, A. Estimating or propagating gradients through stochastic neurons for conditional computation. *arXiv preprint arXiv:1308.3432*, 2013.
- Blei, D. M., Ng, A. Y., and Jordan, M. I. Latent dirichlet allocation. *Journal of Machine Learning Research*, 2003.
- Figurnov, M., Mohamed, S., and Mnih, A. Implicit reparameterization gradients. *Advances in Neural Information Processing Systems*, 2018.
- Gu, S., Levine, S., Sutskever, I., and Mnih, A. Muprop: Unbiased backpropagation for stochastic neural networks. *International Conference on Learning Representations*, 2016.
- Gumbel, E. J. Statistical theory of extreme values and some practical applications: a series of lectures (vol. 33). *US Government Printing Office*, 1948.
- Jang, E., Gu, S., and Poole, B. Categorical reparameterization with gumbel-softmax. *International Conference on Learning Representations*, 2017.
- Jankowiak, M. and Obermeyer, F. Pathwise derivatives beyond the reparameterization trick. *International Conference on Machine Learning*, 2018.
- Joo, W., Lee, W., Park, S., and Moon, I. C. Dirichlet variational autoencoder. *arXiv preprint arXiv:1901.02739*, 2019.
- Kingma, D. P. and Welling, M. Efficient gradient-based inference through transformations between bayes nets and neural nets. *International Conference on Machine Learning*, 2014a.
- Kingma, D. P. and Welling, M. Auto-encoding variational bayes. *International Conference on Learning Representations*, 2014b.
- Knowles, D. A. Stochastic gradient variational bayes for gamma approximating distributions. *arXiv preprint arXiv:1509.01631*, 2015.
- Kool, W., van Hoof, H., and Welling, M. Estimating gradients for discrete random variables by sampling without replacement. *International Conference on Learning Representations*, 2020.
- Kumaraswamy, P. A generalized probability density function for double-bounded random processes. *Journal of Hydrology*, 1980.
- Liu, R., Regier, J., Tripuraneni, N., Jordan, M. I., and McAuliffe, J. Rao-blackwellized stochastic gradients for discrete distributions. *International Conference on Machine Learning*, 2019.
- Maddison, C. J., Mnih, A., and Teh, Y. W. The concrete distribution: A continuous relaxation of discrete random variables. *International Conference on Learning Representations*, 2017.
- Miao, Y., Yu, L., and Blunsom, P. Neural variational inference for text processing. *International Conference on Machine Learning*, 2016.
- Miao, Y., Grefenstette, E., and Blunsom, P. Discovering discrete latent topics with neural variational inference. *International Conference on Machine Learning*, 2017.
- Mnih, A. and Gregor, K. Neural variational inference and learning in belief networks. *International Conference on Machine Learning*, 2014.
- Nalisnick, E. and Smyth, P. Stick-breaking variational autoencoders. *International Conference on Learning Representations*, 2017.
- Pitman, J. Combinatorial stochastic processes. *Technical report, UC Berkeley*, 2002.
- Ranganath, R., Tang, L., Charlin, L., and Blei, D. Deep exponential families. *Artificial Intelligence and Statistics*, 2015.
- Srivastava, A. and Sutton, C. Autoencoding variational inference for topic models. *International Conference on Learning Representations*, 2017.
- Xu, M., Quiroz, M., Kohn, R., and Sisson, S. A. Variance reduction properties of the reparameterization trick. *International Conference on Artificial Intelligence and Statistics*, 2019.

A. Appendix 1: Theorems and Proofs

This section provides the detailed proofs for theorems suggested in the main paper.

A.1. Proof of Theorem 3

Theorem 8. For a non-negative discrete random variable D with the parameter λ , which has a finite mean and a finite variance, let's define its truncated distribution TD with a truncation level n as Definition 1. Then, $\text{TD}(\lambda, n)$ converges to $D(\lambda)$ in probability as $n \rightarrow \infty$. We say that the distribution is *truncatable* if the theorem holds for the truncated distribution.

Proof. Let $X \sim D(\lambda)$ and $Z_n \sim \text{TD}(\lambda, n)$ so that $Z_n = X$ if $X < n - 1$, and $Z_n = n - 1$ if $X \geq n - 1$. Since X has a finite mean, by Markov's inequality in Proposition 2,

$$P(X \geq a) \leq a^{-1}\mathbb{E}(X) < \infty$$

$$\lim_{a \rightarrow \infty} P(X \geq a) \leq \lim_{a \rightarrow \infty} \frac{\mathbb{E}(X)}{a} = 0.$$

Then, for small $0 < \epsilon < 1$,

$$\begin{aligned} \lim_{n \rightarrow \infty} P(|Z_n - X| < \epsilon) &= \lim_{n \rightarrow \infty} \sum_{k=0}^{n-1} P(X = k) \\ &= \lim_{n \rightarrow \infty} (1 - F_X(n-1)) \\ &= 1 \end{aligned}$$

where F_X denotes for the cumulative distribution function of X . \square

A.2. Theorem 3 for Truncating Both Sides

The below theorem is another version of Theorem 3 in the main paper, which we mentioned as a Footnote 2. Before we state and proof the theorem, we first suggest the other definition on *truncated discrete distribution* for truncating both left-hand and right-hand side of the distribution.

Definition 9. A *truncated discrete random variable* $Z_n \sim \text{TD}(\lambda, n)$ with center $\mu \in \mathbb{Z}$ of a discrete random variable $X \sim D(\lambda)$ is a discrete random variable with point probability mass $P(Z_n = \mu + k) = P(X = \mu + k)$ for $k = 0, \pm 1, \dots, \pm(n-2)$ and $P(Z_n = \mu + (n-1)) = P(X \geq \mu + (n-1))$, $P(Z_n = \mu - (n-1)) = P(X \leq \mu - (n-1))$. The random variable Z_n is said to follow a truncated discrete distribution with center μ , parameter λ and truncation level n .

Theorem 10. For any random variable D with the parameter λ , which has a finite mean and a finite variance, let's define its truncated distribution TD with center $\mu = \text{round}(\mathbb{E}(X))$ and truncation level n as the definition above. Then, $\text{TD}(\lambda, n)$ converges to $D(\lambda)$ in probability as

$n \rightarrow \infty$. We say that the distribution is *truncatable with center* μ if the theorem holds for the truncated distribution.

Proof. Chebyshev's inequality in the probability theory states the following: for any random variable X , and for any $a > 0$, $P(|X - \mathbb{E}(X)| \geq \epsilon) \leq \epsilon^{-2}\text{Var}(X)$. Since X has a finite variance $\text{Var}(X) < \infty$, for small $\epsilon > 0$, by Chebyshev's inequality,

$$P(|X - \mathbb{E}(X)| \geq \epsilon) \leq \frac{\text{Var}(X)}{\epsilon^2}$$

$$\lim_{\epsilon \rightarrow \infty} P(|X - \mathbb{E}(X)| \geq \epsilon) \leq \lim_{\epsilon \rightarrow \infty} \frac{\text{Var}(X)}{\epsilon^2} = 0.$$

Hence, for small $0 < \epsilon < 1$,

$$\begin{aligned} \lim_{n \rightarrow \infty} P(|Z_n - X| < \epsilon) &= \lim_{n \rightarrow \infty} P(\mu - (n-1) \leq X \leq \mu + (n-1)) \\ &\leq \lim_{n \rightarrow \infty} P([\mathbb{E}(X)] - (n-1) \leq X \leq \lceil \mathbb{E}(X) \rceil + (n-1)) \\ &\leq \lim_{n \rightarrow \infty} P(\mathbb{E}(X) - n \leq X \leq \mathbb{E}(X) + n) \\ &= \lim_{n \rightarrow \infty} P(|X - \mathbb{E}(X)| \leq n) \\ &= 1 - \lim_{n \rightarrow \infty} P(|X - \mathbb{E}(X)| \geq n) \\ &= 1 \end{aligned}$$

\square

A.3. Proof of Theorem 4

Theorem 11. For any truncatable discrete random variable $Z_n \sim \text{TD}(\lambda, n)$ with a transformation $\mathcal{T}_n(x) = \sum_{k=0}^{n-1} kx_k$, Z_n can be reparameterized by $\mathcal{T}_n(\text{GM}(\pi))$ if we set $\pi_k = p(Z_n = k)$.

Proof. Note that Z_n has two parameters λ and n . By pre-defining the truncation level n as a hyper-parameter, the randomness of Z_n is fully dependent on the distribution parameter λ . Now we introduce the Gumbel random variable $G = -\log(-\log U)$ where $U \sim \text{Uniform}(0, 1)$ as an auxiliary random variable. Then, given a categorical parameter $\pi \in \Delta^{n-1}$, any n -dimensional one-hot vector e_j , which has 1 in j^{th} entry and 0 in all other entries, can be reparameterized by Gumbel-Max trick.

Suppose we have a sample m from Z_n , and note that we have known π as the PMF values of Z_n . Then, with the transformation \mathcal{T}_n , the following holds:

$$m = \sum_{k=0}^{n-1} ke_k = \mathcal{T}_n(e_m).$$

Since the transformation \mathcal{T}_n is also a deterministic function, by introducing the Gumbel random variable as an auxiliary random variable, we can replace the randomness of

Z_n from λ (or π in the implicit inference case) with the uniform random variable composing the Gumbel random variable. Hence, the truncatable discrete random variable Z_n can be reparameterized by the Gumbel-Max trick and the transformation \mathcal{T}_n . \square

A.4. Proof of Theorem 5

Theorem 12. For a transformation $\mathcal{T}_n(x) = \sum_{k=0}^{n-1} kx_k$, and a given categorical parameter $\pi \in \Delta^{n-1}$, $\text{GS}(\pi, \tau) \rightarrow \text{GM}(\pi)$ as $\tau \rightarrow 0$ implies $\mathcal{T}_n(\text{GS}(\pi, \tau)) \rightarrow \mathcal{T}_n(\text{GM}(\pi))$ as $\tau \rightarrow 0$.

Proof. Suppose we have given a categorical parameter $\pi \in \Delta^{n-1}$. Define f_M be a Gumbel-Max trick function, and f_S^τ be a Gumbel-Softmax trick function with a temperature $\tau > 0$ that the both functions take the categorical parameter and a Gumbel sample as inputs. Note that f_M returns a one-hot vector which has 1 in the `argmax` entry after the Gumbel perturbation, and f_S^τ returns a one-hot-like `softmax` activation value with the temperature τ with the Gumbel perturbation.

Draw a random sample $u \sim \text{Uniform}(0, 1)^n$ which defines the Gumbel sample g for the Gumbel perturbation. Assume that $\log \pi_m - \log(-\log u_m) > \log \pi_j - \log(-\log u_j)$ for all $j \neq m$. Therefore, for the Gumbel-Max trick, it is clear that $\mathcal{T}_n(f_M(\pi, g) \odot c_n) = m$. Then, the statement that $\text{GS}(\pi, \tau) \rightarrow \text{GM}(\pi)$ as $\tau \rightarrow 0$ implies $f_S^\tau(\pi, g) \rightarrow f_M(\pi, g)$, i.e., the following:

$$\begin{aligned} [f_S^\tau(\pi, g)]_j &= \frac{\exp\left(\frac{\log \pi_j - \log(-\log u_j)}{\tau}\right)}{\sum_{k=1}^n \exp\left(\frac{\log \pi_k - \log(-\log u_k)}{\tau}\right)} \\ &\rightarrow \begin{cases} 1 & \text{if } j = m \\ 0 & \text{if } j \neq m \end{cases} \quad \text{as } \tau \rightarrow 0. \end{aligned}$$

Then, the k^{th} components of $f_S^\tau(\pi, g) \odot c_n$ converges to zero or k , since the constant multiplication gives no harm to the approximation. Hence, by taking the summation, which also gives no harm to the approximation, $\mathcal{T}_n(f_S^\tau(\pi, g)) = \sum_{k=1}^n g \odot c_n \rightarrow m = \mathcal{T}_n(f_M(\pi, g))$. \square

A.5. Proof of Theorem 7

Theorem 13. Assume two truncated distributions $X \sim \text{TD}(\lambda, n)$ and $Y \sim \text{TD}(\hat{\lambda}, n)$ where $\pi_k = P(X = k)$, $\hat{\pi}_k = P(Y = k)$. Then, the KL divergence between X and Y can be represented in the KL divergence between the categorical distributions where $\text{KL}(Y||X) = \text{KL}(\text{Categorical}(\hat{\pi})||\text{Categorical}(\pi))$.

Proof.

$$\begin{aligned} \text{KL}(Y||X) &= \sum_k P(Y = k) \log \left(\frac{P(Y = k)}{P(X = k)} \right) \\ &= \sum_k \hat{\pi}_k \log \left(\frac{\hat{\pi}_k}{\pi_k} \right) \\ &= \text{KL}(\text{Categorical}(\hat{\pi})||\text{Categorical}(\pi)) \end{aligned}$$

\square

B. Appendix 2: Experiment Details

For all experiments, we use Intel Core i7-6700K CPU, 32GB RAM, and Titan X. For the dependency, we use TensorFlow version 1.15.0 and TensorFlow Probability version 0.8.0.

B.1. Synthetic Example

In this experiment, we first sample t_1, \dots, t_k independently and identically from a discrete distribution $D(\theta)$ for a chosen $\theta > 0$, and we optimize the loss function $\mathbb{E}_{z \sim p(z|\lambda)} \left[\sum_{i=1}^k (z_i - t_i)^2 \right]$ with respect to λ where $p(z|\lambda)$ is $D(\lambda)$. We use Poisson(20), Binomial(20, 0.3), and NegativeBinomial(3, 0.4) in this experiment. For GENGS, we use truncation level (7, 36) and 12 for the Poisson and the negative binomial, respectively. Note that the binomial case does not require a truncation of the distribution. We use $k = 5$ sampled targets for the Poisson and the binomial cases, and $k = 1$ for the negative binomial case. To compute the variance of gradients, we sampled 100 gradients for the Poisson and binomial, and 500 gradients for the negative binomial. For the fair comparison, we use $m = 1$ categories, which utilizes the exact gradient samples, for the RBs and UNORD estimators. We run the experiments over 10 times for each case.

B.2. Variational Autoencoders

We utilize the (truncated) Poisson, the (truncated) geometric, and the (truncated) negative binomial distributions in this experiment. Both MNIST and OMNIGLOT⁶ are handwritten gray-scale datasets of size 28×28 . We split MNIST dataset into {train : validation : test} = {45,000 : 5,000 : 10,000}, and OMNIGLOT dataset into {22,095 : 2,250 : 8,070}.

We construct two fully-connected hidden layers of dimension 500 for the encoder and the decoder, and we set the latent dimension $K = 50$ for both MNIST and OMNIGLOT datasets. we use `tanh` activation function, learning rate $5e-4$, and batch size 100, 45 for MNIST and OMNIGLOT, respectively. For GENGS, we use temperature annealing⁷

⁶<https://github.com/yburda/iwae/tree/master/datasets/OMNIGLOT>

⁷For GENGS ST, the temperature annealing is unnecessary as

Table 3. Super-topic, sub-topic, and word relationship obtained from two-layer-stacked NVPDEF in 20Newsgroups dataset.

Super Topic 1		Super Topic 2		Super Topic 3		Super Topic 4		Super Topic 5		Super Topic 6	
Topic 1	Topic 2	Topic 3	Topic 4	Topic 5	Topic 6	Topic 7	Topic 8	Topic 9	Topic 10	Topic 11	Topic 12
lebanese	hitler	knife	tire	water	probe	brand	honda	flyers	pitcher	holy	bible
lebanon	jewish	gun	helmet	air	spacecraft	outlet	dealer	braves	montreal	resurrection	biblical
palestinian	nazi	police	rider	heat	plane	sale	offer	hitter	score	passage	faith
arabs	religion	weapon	bike	cold	shuttle	shipping	sell	philadelphia	season	jesus	prayer
israeli	territory	firearm	gear	oil	nasa	insurance	condition	detroit	game	worship	doctrine
islamic	sentence	handgun	motorcycle	gas	launch	price	purchase	rangers	player	christ	verse
regulation	moral	officer	wheel	noise	fuel	supply	market	minnesota	tie	sin	god

from 1.0 to 0.5, and truncation levels (1) 12 for Poisson(2); (2) 15 for Poisson(3); (3) 25 for Geometric(0.25); (4) 15 for Geometric(0.5); (5) 30 for NegativeBinomial(3, 0.5); and (6) 30 for NegativeBinomial(5, 0.3). We run the experiments over 10 times for each case.

B.3. Topic Model Application

20Newsgroups and RCV1-V2 datasets from Miao et al. (2016) are used in this experiment. 20Newsgroups dataset has $\{\text{train} : \text{test}\} = \{11,258 : 7,487\}$ split with the vocabulary size of 2,000, and RCV1-V2 has $\{\text{train} : \text{test}\} = \{794,414 : 10,000\}$ split with the vocabulary size of 10,000. We use 50, 20-50 stacked layers for 20Newsgroups, 200, 50-200 stacked layers for RCV1-V2 dataset. As the authors of Ranganath et al. (2015) used the gamma weight samples, we utilize `softplus` activation function to ensure the positiveness of decoder weights. For the multi-stacked version of NVPDEF, we utilized multi-sampling on the latent layers for the stable optimization of consecutive sampling. For all neural network models, we utilize two 500-dimensional hidden layers for the encoders. We set $\lambda_1 = 1.0$ for the single-stacked case, and $\lambda_1 = 1.25, \lambda_2 = 0.75$ for the multi-stacked case. As a performance measure, we utilize perplexity $\text{perp} = \exp(-\frac{1}{D} \sum_d \frac{\log p(d)}{N_d})$ where N_d is the number of words in document d , and D is the total number of documents. We run the experiments over 10 times for each case. Table 3 shows the relationship among super-topics, sub-topics, and words obtained from two-layer-stacked NVPDEF in 20Newsgroups dataset. We place the table in Appendix due to the lack of the margin in the original paper.

the ST Gumbel-Softmax estimator does (Jang et al., 2017).