

Fast Gunrock Subgraph Matching (GSM) on GPUs

Leyuan Wang¹[0000–0002–4941–8454] and John D. Owens¹[0000–0001–6582–8237]

University of California, Davis CA 95616, USA

Abstract. In this paper, we propose a GPU-efficient subgraph isomorphism algorithm using the Gunrock graph analytic framework, GSM (Gunrock Subgraph Matching), to compute graph matching on GPUs. In contrast to previous approaches on the CPU which are based on depth-first traversal, GSM is BFS-based: possible matches are explored simultaneously in a breadth-first strategy. The advantage of using BFS-based traversal is that we can leverage the massively parallel processing capabilities of the GPU. The disadvantage is the generation of more intermediate results. We propose several optimization techniques to cope with the problem. Our implementation follows a *filtering-and-verification* strategy. While most previous work on GPUs requires one-/two-step joining, we use one-step verification to decide the candidates in current frontier of nodes. Our implementation has a speedup up to 4× over previous GPU state-of-the-art implementation.

Keywords: Subgraph matching · subgraph isomorphism · GSM · GPU · BFS.

1 Introduction

Graphs can provide meaningful representations of objects and patterns, as well as more abstract descriptions. The representative power of graphs lies in their ability to characterize multiple pieces of information, as well as the relationships between them. Because of those properties, graph data structures have been leveraged in a wide spectrum of applications including social media, the World Wide Web, biological and genetic interactions, cyber network, co-author networks, citations, etc. And at the heart of graph theory is the problem of graph matching, which attempts to find a way to map one graph onto another both topologically and semantically.

In this work, the subgraph matching problem is defined as the enumeration of all subgraph isomorphisms between two graphs. In the general case (i.e., if no restrictive assumptions are made on the graphs), the subgraph isomorphism problem is provably NP-complete. Most previous subgraph matching algorithms on the CPU are based on depth-first backtracking which is complex and inefficient to implement on GPUs (Section 2). Existing work on GPUs is generally bound by memory capacity.

In this work, we make the following contributions:

1. We design a subgraph matching approach using breadth-first search as the core operation;
2. We focus on the problem of memory capacity, optimizing our algorithm to generate as few intermediate results as possible by limiting the memory usage linear to matched subgraphs; and
3. We achieve best-of-class performance on a variety of datasets and scenarios when compared to prior CPU and GPU work.

2 Preliminaries and Related Work

2.1 Prior Work

Carletti et al. [2] categorizes existing subgraph matching algorithms into three approaches: tree search, constraint programming, and graph indexing.

Tree search methods usually adopt a depth-first search with backtracking to formulate solutions incrementally. One of the advantages of depth-first based methods is that the space it takes to store intermediate results is proportional to the number of nodes and thus these algorithms have a linear memory complexity. But this method is difficult to parallelize because it is recursive and needs extra scheduling in order to make use of many parallel cores; this is not a GPU-friendly approach. Previous works that use this method include the earliest subgraph isomorphism solution by Ullmann [14] as well as later optimizations including VF2 [9], QuickSI [10], VF2Plus [3], VF3 [2] and VF3P [1].

The second category of algorithms, based on constraint programming, see the search for subgraph isomorphism as a constraint satisfaction problem, with the goal to find an assignment of values to a set of variables that satisfies a set of mutual constraints. An early algorithm following this approach is McGregor’s [8]; more recent proposals are proposed by Zampelli et al. [21], Solnon et al. [11], and Ullmann [15].

The last category, graph indexing, originates from graph database applications, where the goal is to retrieve, from a large set of graphs, only the ones containing the desired pattern. To achieve this aim, an index structure is built which makes it possible to quickly verify if the pattern is present or not in a target graph, usually without even requiring to load the whole target in memory, and thus filtering out unfruitful targets. In general, after index verification is passed, a more costly refinement phase is needed to actually determine whether and where the pattern graph is present. GADDI [23], GraphQL [6], SPath [24], and Turbo_{ISO} [4] are recent implementations based on this approach.

GPU subgraph matching efforts have primarily focused on the latter two categories of algorithms but face the same limitation: generating too many intermediate results and thus being limited by the GPU’s modest memory capacity. Also, graph-indexing methods spend a lot of time building an index to the data graph as a preprocess. While preprocessing methods are cost-effective for repeated queries into the same graph, they are expensive for a more limited number of queries. In contrast, our approach inputs data graphs in CSR format and does no preprocessing on the data graph.

GPU-based Subgraph Matching Recently, GPUs with massively parallel processing architectures have been successfully leveraged for fundamental graph operations on large graphs. Subgraph matching implementations using GPUs include GPU-STwig [7], GpSM [12, 13], and GSI [22]. Traditional backtracking approaches for subgraph matching cannot be efficiently adapted to GPUs mainly due to two problems. First, GPU operations are based on warps—groups of threads executed in single-instruction-multiple-data (SIMD) fashion—and different execution paths generated by backtracking algorithms can cause warp divergence. Second, GPU implementations for coalesced memory accesses are no longer straightforward due to irregular access patterns. The aforementioned four methods address these difficulties and propose numerous optimizations on GPUs.

GpSM [12, 13] follows a *filtering-and-joining* strategy. Their filtering step is similar to Turbo_{ISO}, ranking query nodes based on the possible number of candidate nodes, and using neighborhood exploration to further prune out invalid candidates. But for some datasets whose candidate nodes cannot simply be pruned out based on node labels and degree information, the joining step will still be a bottleneck, which turns their algorithm into a memory-bound one. In Section 4, we show that our GSM has better scalability than GpSM and can process larger graphs than GpSM’s upper limit.

A simpler but similar task to subgraph matching is triangle counting, which enumerates the triangles in a graph. Recent work from Wang et al. [16, 18] in this area uses a more general subgraph matching approach. It is compared with two other algorithms that only support querying triangles and are specially optimized for that purpose. Wang et al.’s implementation is also based on *filtering-and-joining*, decomposing the query to edges and joining the corresponding candidate edges to compose final subgraphs. This implementation successfully exploits GPU parallelism by distributing the work of finding candidate edges for query graphs across all GPU processors. But its bottleneck is joining, which generates an exponential number of intermediate results and quickly runs into a GPU memory-capacity limitation. And performance-wise, this implementation compares poorly to triangle-matching-specific algorithms. Their recent update to their implementation [17] for the triangle-counting GraphChallenge outperforms the previous year’s champion; our work here extends their approach to generalized subgraphs.

GSI is a recent work (with publication slated for April 2020) on GPUs from Zeng et al. [22]. This work follows a *filtering-and-joining* strategy and describes several useful optimizations. One cornerstone of their effort is a different data structure for graph storage, PCSR, which optimizes matching latency at the cost of preprocessing the input data graph. Note that this preprocessing time is not added to the final matching time shown in their paper (and also is not counted in our Section 4). In contrast, our implementation has no such preprocessing cost and thus our runtimes in Section 4 account for all processing. In our analysis, we found GSI is currently the fastest subgraph matching method on the GPU. However, it performs poorly on unlabeled graphs, running out of memory even on small datasets like *Enron* (69k vertices and 549k edges) if the graph is not labeled.

The reason is their inefficient storage of intermediate results. We compare with their performance in Section 4 and show that our GSM has better performance and scalability on both labeled and unlabeled graphs.

3 Approach

Our algorithm is an extension of the triangle counting work from Wang et al. [17] which follows a *filtering-and-verification* strategy. The *filtering* process prunes out candidates which cannot contribute to final matches based on certain constraints such as degree, label, and connections. We will describe why optimization in this process can lead to more efficiency in both running time as well as memory usage in this section. The *verification* process on previous CPU-based algorithms searches matching between the query graph and the filtered data graph in a depth-first manner which follows Ullman’s [15] backtracking method. For GPU-based methods, the *verification* process proceeds in a breath-first manner to do simultaneous constraints verification on massive parallel processors. That is also what we leverage in this work. Compared with the depth-first backtracking subroutine, BFS-based verification has the disadvantage of generating more intermediate results and doing more redundant traversals. We will illustrate how we address those problems in our implementation.

An efficient *filtering* process can save a lot of effort by reducing the search space for later *verification* process. Especially for BFS-based methods, the search space could be very large without pruning out non-fruitful nodes and edges which makes the *verification* process become a bottleneck for the whole implementation. To cope with the problem, we use an optimization method called neighborhood encoding in our *filtering* process. The encoding is updated after each local refinement. And the refinement process is repeated for several times which is set as a parameter in our implementation. In this way, more invalid candidates are pruned and a more effective global search space is generated. Detailed implementation is illustrated in section 3.2. We also reduce intermediate results by using an elaborate query order selection, which is borrowed from previous works. A novel idea we propose in this paper on the selection of query node visiting sequence is that we maintain a set of constraints on node ID values of the query graph in order to avoid generating partial results, which eventually become duplicated combinations of nodes of the same subgraph.

For the *verification* process, we do breath-first traversals starting from every node in the data graph in parallel (all-source-BFS). In each iteration of BFS traversal, we verify whether the newly visited nodes in data graph satisfy connection constraints with previously visited nodes in partial results as well as the constraints defined by the query graph. Note that in BFS, the nodes visited in each iteration increases in an exponential scale. In order to avoid the huge expansion of memory with the increase of iterations, we use two techniques. First, do a compaction after each iteration to prune out non-valid partial results. Second, we store the partial results in a compressed way. Details are illustrated in section 3.2.

While we believe that our method is not specific to any particular graph framework, we leverage the Gunrock framework with our work and describe it first.

3.1 Gunrock graph processing framework

The Gunrock [19] GPU-based graph analytics framework uses a high-level, bulk-synchronous, data-centric abstraction. Gunrock programs are expressed as manipulations of frontiers of vertices or edges that are actively participating in the computation. Its operators currently include: *advance*, which generates a new frontier by visiting the neighboring vertices/edges to the current frontier (applying work distribution/load balancing techniques for efficiency); *filter*, which removes elements from a frontier via validation tests; *segmented intersection*, which computes the intersection of two input frontiers; and *compute*, which computes user-defined vertex/edge-centric functions that run in parallel over elements in the frontier; these functions can be fused with advance or filter operators.

By using the above operators, we are able to leverage Gunrock’s efficiency on bread-first traversal in our implementation. We elaborate on this design choice in our approach described in the following section.

3.2 Our proposed algorithm: GSM

Our GSM is scalable with the number GPU cores and consumes linear memory proportional to the number of matched subgraphs. Algorithm 1 is the pseudocode of GSM, which also shows the implementation using the Gunrock framework. There two inputs for our implementation: a (small) query graph Q and a (large) data graph G for searching. The input graphs are undirected and they could be either labeled (with node/edge labels) or unlabeled. There are two outputs: the subgraph counting and subgraph enumeration.

First we preprocess the query nodes’ order selection on the CPU. This preprocessing cost is much cheaper than prior work’s preprocessing on entire data graphs. Basically, we want to generate a node visiting order, a permutation of nodes in Q , in order to give priority to nodes having more constraints, such as having smaller probabilities of finding a match in graph G or having more connections to already matched nodes in Q , so that those constraints can be applied in earlier stages to reduce the global search space in G . We borrow ideas from VF3 [2] to precompute the order based on the Maximum Likelihood Estimation (MLE) method. The MLE of finding a match for a node u in Q to a node v in G is determined by label frequency and node degree. They estimate for each node $u \in Q$, the probability $P_f(u)$ to find a node $v \in G$ that is compatible with u , meaning sharing the same label with u and have a degree equal to or larger than u ’s degree. Please refer to the original paper for a detailed definition of P_f . The structure constraints brought by nodes already mapped can be addressed in node mapping degrees d_M (referred in line 2 of Alg. 1), which is a new concept proposed in VF3. d_M is defined as the number of edges connected to the nodes already in the partial result. Note that at each step when a node is added to the

Algorithm 1 GSM

Input: Query Graph Q , Data Graph G .**Output:** Number of isomorphic subgraphs n and listings of all subgraphs.

```

1: procedure PRECOMPUTE_ON_CPUS
2:   COMPUTE_QUERY_NODE_SEQUENCE_INFO( $Q, d_M, P_f, deg$ )
3:   STORE_NODE_NEIGHBORHOOD_CONNECTION( $nn$ )
4:   STORE_NONE_TREE_EDGES( $ne$ )
5: end procedure
6: procedure FILTER_CANDIDATE_SET( $Q, G$ )
7:   ADVANCE+COMPUTE( $G$ )  $\triangleright$  Compute NE for each node in  $G$ .
8:   FILTER+COMPUTE( $G, Q, c\_set$ )  $\triangleright$  Filter nodes based on  $Q$ 's (NE, label,  $deg$ );
   update  $G$ 's (NE,  $deg$ ); and write to candidate set  $c\_set$ .
9: end procedure
10: while ( $|M[i]| < |Q|$ ) do  $\triangleright$  The number of verify iterations is the size of  $Q$ 
11:   procedure VERIFY_CONSTRAINTS( $G, Q, c\_set, M$ )
12:     ADVANCE( $c\_set$ )  $\triangleright$  All-source BFS traversal from  $c\_set$  to dest(neighbor)
     nodes which are verified on stored constraints.
13:     COMPUTE( $c\_set$ )  $\triangleright$  Compact satisfied dest nodes to  $c\_set$ .
14:     WRITE_TO_PARTIAL( $M$ )  $\triangleright$  Combine  $c\_set$  with partial results  $M$ .
15:   end procedure
16: end while
17: return Number of subgraphs :  $\frac{|M|}{|Q|}$ , and subgraph enumeration  $M$ 

```

partial result, d_M needs to be updated for all remaining nodes that do not belong to the partial result. So the query order is determined in the following priority order: d_M , P_f , and deg (shown in Alg. 1). If all three of the evaluations are equal, the order is chosen arbitrarily. The query node sequence we generate is based on bread-first traversal of a spanning tree. We store each nodes' visited parents in the spanning tree (line 3 of Alg. 1) as well as any non-tree edge connection (line 4 of Alg. 1).

The main algorithm contains two processes: *filtering* (line 6 of Alg. 1) and *verification* (line 11 of Alg. 1). The *filtering* process starts with a computation of neighborhood encoding (NE) (line 7 of Alg. 1), which is computed based on both the degrees and labels of neighboring nodes in the data graph. The definition of NE is the sum of the labels of the nodes' neighbors. If node labels are not defined in a given use case, NE will become the degree of u , assuming each node's label is one. NE is computed for each node in both the query graph and the data graph. The computation of NE of the small query graph is done on the CPU during preprocessing. And we compute NE for the large data graph on the GPU during *filtering* process. The purpose of NE is to maintain neighborhood information for each node in a compressed way. And based on NE, degree and label information, we can prune out invalid node candidates (line 8 of Alg. 1). Note that after each iteration of pruning, NE and degree information of the data graph is updated. The number of pruning is a parameter which can be set in our implementation.

During the *verification* process, we do multi-source breadth-first traversal. The number of traversals equals the number of query nodes (line 10 of Alg. 1).

The source nodes are from the candidate set (c_set) which is the result of the previous *filtering* process. In each traversal, we verify whether the destination nodes are valid based on stored constraints including connections with existing nodes in partial results as well as non-tree connections from the query graph (line 12 of Alg. 1). We avoid generating excessive intermediate results by two optimizations. First, we do a compaction of the updated c_set before writing them to partial results (line 13 of Alg. 1). Second, we store the listings of matched candidates in each iteration in terms of values instead of node ID tuples. We use a hash function to convert the node ID combinations to a certain value, which reduces the memory usage for storing intermediate results. Note that after each iteration, the partial results with size less than iteration number will be automatically filtered out and won't be passed to next iteration.

3.3 Implementation

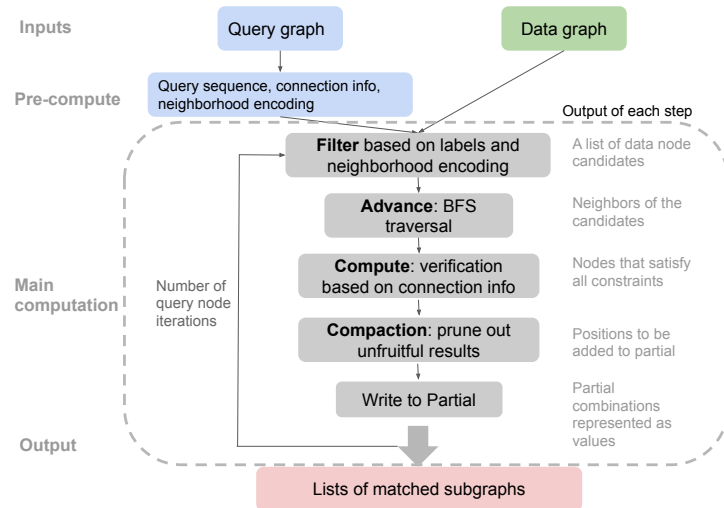


Fig. 1. GSM implementation flow chart.

Figure 1 further explains the workflow of Alg. 1 in an operator-level. We store graphs in a space-efficient fashion on the GPU by using compressed sparse row (CSR). Three operators from the Gunrock framework are used throughout our implementation: filter, advance and compute. During main computation, a filter operator is called first to prune data graph nodes based on precomputed query node's information. The result is a candidate set. Then an advance operator is used to traverse the neighbors of nodes in the candidate set. Next, we use a compute operator to verify if the newly visited nodes satisfy connection constraints.

Note that the advance operator from Gunrock maps the newly traversed edges to consecutive GPU threads and thus the compute operator is executed in a SIMT manner. The result is an updated candidate set containing the adjacent nodes of previous candidate set which pass the verification process. Then a compaction operation is used to select the new candidate nodes from scattered GPU threads to consecutive positions in order to serve as the inputs for the ease of the next iteration of advance traversal. When writing to partial results, instead of directly writing the node ID information to intermediate results, we use a hash function to map the current node combinations to a value, and we store the value to partial results to further save memory usage. Note that in GPU computing, consecutive reads perform much better than scattered reads. So not only do we benefit from better memory complexity but also gain a memory performance boost from compaction and hashing. We show in Section 4 that our implementation is currently the most memory-efficient GPU implementation.

We use k -look-ahead as an optimization method in the implementation of the *verification* process. The idea is borrowed from the VF3 algorithm. The purpose of this mechanism is to prune out more redundant partial results in each iteration based on feasibility rules besides constraint verification. k -look-ahead is proposed based on a concept that a non-consistent state will not generate any successive consistent states. But in contrast, even if a state is consistent in current step, it may not generate any consistent descendants after a number of steps, and thus cannot contribute any fruitful results. The detection of such situations can help us further prune out more invalid intermediate results. A k -look-ahead is thus defined as a mechanism to detect a state which won't have any consistent descendants k step ahead. Note that this optimization is a necessary but not sufficient condition. If it is false, it guarantees that the current candidate node will not pass the next iteration of verification. In our implementation, we use 1- and 2-look-ahead only, which we find best balances the benefit of pruning against the cost of look-ahead.

To summarize, we use the following optimizations within our implementation of GSM:

1. Using neighborhood encoding to represent neighborhood information for more efficient *filtering* process;
2. Using k -look-ahead (1-/2-look-ahead) in the *verification* process to prune out more unfruitful intermediate results;
3. Compaction of partial results after each advance operation to be stored consecutively memory, which improves memory usage and data access efficiency for the next iteration; and
4. Storing values derived from a hash function for partial results instead of storing listings of node ID tuples to further improve memory efficiency.

4 Experiments and Results

To evaluate the performance of GSM, we performed experiments on both real-world datasets as well as synthetic datasets. We compare with previous state-

of-the-art work, including subgraph matching on the CPU (VF3P [1]) and implementations that target GPUs (GpSM by Tran et al. [13], Wang et al. [16] and GSI [22] by Zeng et al.). We validate the correctness of our results by comparing with Boost v1.72.0’s VF2 implementation on the CPU.¹

4.1 Datasets

We tested our implementation on both synthetic and real-world datasets. The real-world datasets include the Enron email communication network (*enron*), the Gowalla location-based social network (*gowalla*), a patent citation network (*patent*), and the road_central USA road network (*road_central*). All are available from the Stanford Large Network Dataset Collection.² The properties of the graphs are listed in Table 1.

Table 1. Real-world Dataset Description Table. The edge number shown is the number of directed edges when the graphs are treated as undirected graphs and de-duplicate the redundant edges. Graph types are: r: real-world, s: scale-free, and m: mesh-like.

Dataset	Vertices	Edges	Triangles	Max Degree	Type
enron	69,244	276,143	1,067,993	1394	rs
gowalla	196,578	1,900,654	2,273,138	14,730	rs
patent	3,774,768	16,518,948	7,515,022	793	rs
road_central	14,081,816	33,866,826	228,918	8	rm

The synthetic datasets we used are from the 10th DIMACS Graph Challenge³ in the SuiteSparse Matrix Collection from the Graph500 Challenge. The sets we used are called *delanay* and *kroncker*. The size of the *delanay* graph ranges from 2^{10} vertices (*delanay-n10*) to 2^{24} vertices (*delanay-n24*). The size of the *kroncker* graphs range from 65k vertices and 2.4M edges to 2.1M vertices and 91M edges (*kron-g500-logn16* to *kron-g500-logn21*).

4.2 Environment

We performed all of the GPU tests on an NVIDIA TitanV GPU with 12 GB HBM2 memory capacity and 652.8 GB/s memory bandwidth. The CPU on this machine was an Intel Xeon CPU E5-2637v2 @ 3.50 GHz. GSI’s current source

¹ Boost’s output does not filter out duplicated combinations of matched subgraphs. In other words, they output the same combination of nodes in different orders and count them as different outputs. We postprocess Boost’s results with a hash map that filters out duplicate results in order to get the correct subgraph count. Also, we found that Boost’s VF2 implementation can give incorrect results when the base graph contains self-loops.

² <https://snap.stanford.edu/data/>

³ <https://sparse.tamu.edu/DIMACS10>

code appears to compile and run successfully only on TitanV and TitanXP GPUs, so our comparisons to GSI use TitanV.

4.3 Performance results and analysis

Performance with a triangle query graph We compared our work with previous state-of-the-art GPU counterparts (GpSM [12] and GSI [22]) as well as the CPU implementation VF3P [1], summarized in Figure 2. In this experiment, we used a triangle as our query graph, without labels on either the query graph or the data graph.⁴ V3P is the slowest on every dataset, and GpSM is the slowest GPU implementation. Our GSM work is consistently faster than each of these implementations. Note that *road_central* is $10\times$ larger than *gowalla* but its runtime is smaller. Our pruning strategies are particularly effective at pruning work from *road_central*, which has fewer matches, and the join phase has less work for *road_central* than *gowalla*. In general, runtime is correlated with both graph size and the number of matched subgraphs.

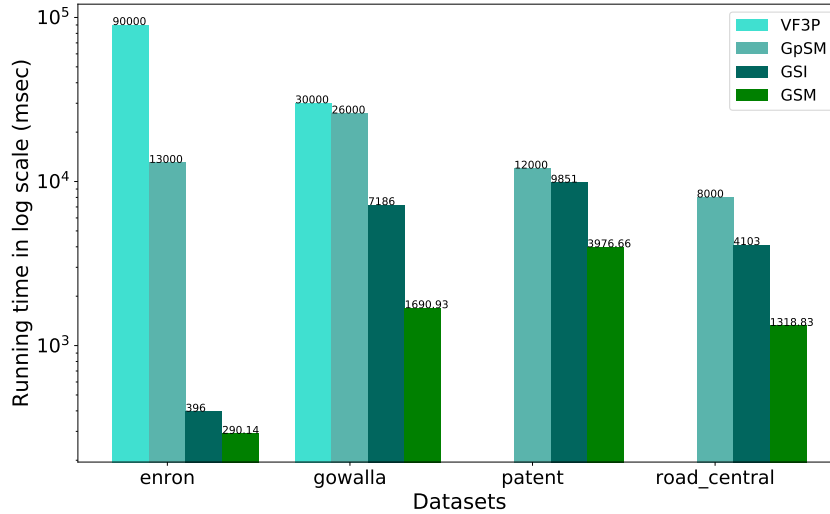


Fig. 2. Runtime comparisons with previous work matching triangles on an unlabeled dataset. VF3P took around 3 hours to finish on *patent* and *road_central* network; those two measurements are not included on the above graph. Dataset sizes are limited to those that GSI can run successfully without running out of memory.

⁴ GSI runs out of memory on larger query graphs.

Scalability of query-graph size and label count for label-free and labeled graphs

For our scalability tests with increasing graph sizes, we first focus on workloads without labels. Because labels reduce the number of potential matches, labelless workloads stress scalability the most, both in terms of computation time as well as memory footprint. We specifically address demanding workloads such as these with our pruning and compression optimizations. Also, we show scalability with an increasing number of labels, which highlights the performance of our label pruning method. Next, we show the results of our scalability tests.

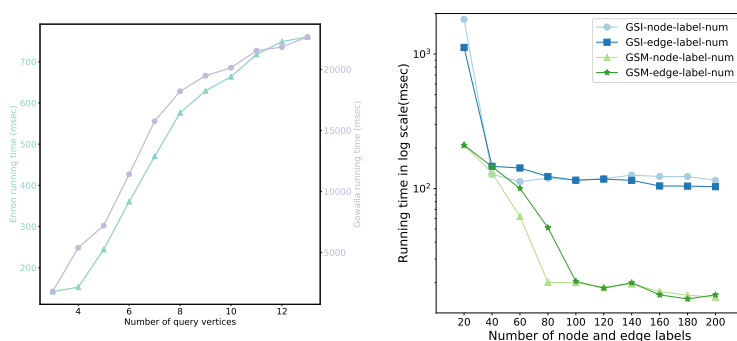


Fig. 3. Left: Scalability test of GSM on increasing query graph Enron and Gowalla, size from 3 vertices to 13 vertices. We confirmed with GSI’s authors that GSI has memory-access or out-of-memory errors for any query sizes larger than 4, so we do not compare to it here. Right: Scalability test of GSM and GSI on increasing number of node and edge labels from 20 to 200 on Gowalla dataset.

To explore query-graph size scalability, we choose two real-world datasets (Enron and Gowalla) network for query node size scalability test (Figure 3, left). In general, larger query sizes result in fewer matches, fewer intermediate results, and less verification, so while larger queries are more complex, the reduction in intermediate and final results yields a more modest growth in runtime.

For label-size scalability tests, we choose the Gowalla network as the data graph and use the scalability experiment of Yan et al. [20, Section 6.2] work (a test also used in subsequent work [5, 22]). Briefly, this test seeds the data graph with power-law-distributed node and edge labels, then uses random walks in the data graph to create a query graph of a specified size. For each test, we generate 10 different queries with 12 nodes and 22 edges. We ran each query 10 times and used the mean runtime as the result (Figure 3, right). From the figure, we can see that our GSM’s runtime linearly decreases with label count from 20–100 labels, then levels off as the size of the candidate sets is not large enough to be fully parallelized. GSM demonstrates significantly better performance than GSI on this test.

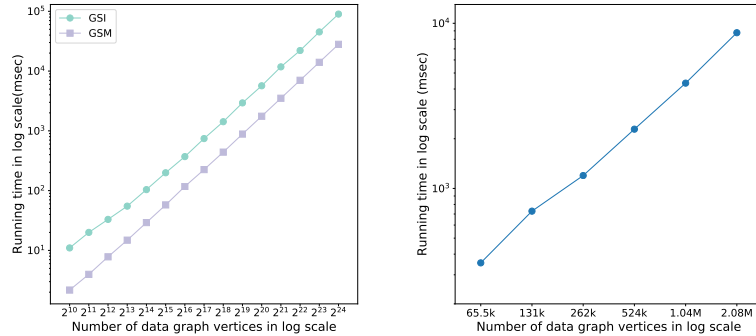


Fig. 4. Left: Scalability test of GSM and GSI on increasing sizes of the synthetic *delaunay* graph (2^{10} – 2^{24} vertices). The query graph here is a triangle because GSI runs out of memory with larger queries. Right: Scalability test of GSM on increasing sizes of the *kron* data graph. In this test, we used a query graph with 6 nodes and 6 edges. GSI ran out of memory on all of the *kron* tests.

Scalability on synthetic graphs We also performed scalability tests on the synthetic datasets *delaunay* and *kron* (Figure 4), matching against triangles (*delaunay*) and a 6-node, 6-edge graph (*kron*). Our runtimes are consistently $3\times$ better than GSI on the triangle test. We also ran a larger query graph with 8 nodes and 8 edges on *delaunay* datasets. On this test, GSI ran out of memory on *delaunay_n15* (2^{15} nodes), while GSM successfully ran up until *delaunay_n20* (2^{20} nodes).

Performance analysis In Table 2, we evaluate the optimization method of *k-look-ahead* (only 1-/2-look-ahead) by removing the optimization from the implementation and calling the resulting method GSM w/o opt. We compare it with the performance of the original implementation GSM on the same set of datasets. From the table, we can see that the optimization does play a role in the acceleration on the GPU since it reduces the candidate set and thus the number of traversals for the next iteration. The optimization makes the most difference in *road_central* network. The reason is that this graph has an average node degree of 1.2, which is much smaller compared with other graphs. Our query graph has a minimum degree of 2. This graph thus contains the most number of unfruitful candidates that are pruned out by *k-look-ahead*.

5 Conclusion

In this paper, we introduce an efficient and scalable method, GSM, that effectively leverages the massive parallel resources of the GPU. In the process of developing GSM, we grew to appreciate the importance of memory management, a vital technique when trying to solve a problem that is naturally expressed as a depth-first traversal when we chose to use a BFS-based approach. Inefficient memory

Table 2. Runtime comparison of GSM with (column 2) and without (column 3) the k-look-ahead optimization.

Dataset	GSM (ms)	GSM w/o opt (ms)	Speedup
enron	290.14	298.84	1.03
gowalla	1690.93	1775.47	1.05
patent	3976.66	4095.96	1.03
road_central	1318.83	1819.99	1.38

management would have led to the generation of a large amount of intermediate results and exhausted the limited GPU memory quickly. We expect that future fruitful work will both look at matching larger subgraphs (larger than the up-to-20 element graphs we study in this work) and methods that further prioritize efficient memory usage.

References

1. Carletti, V., Foggia, P., Ritrovato, P., Vento, M., Vigilante, V.: A parallel algorithm for subgraph isomorphism. In: Conte, D., Ramel, J.Y., Foggia, P. (eds.) *Graph-Based Representations in Pattern Recognition*. pp. 141–151. Springer International Publishing, Cham (2019). https://doi.org/10.1007/978-3-030-20081-7_14
2. Carletti, V., Foggia, P., Saggese, A., Vento, M.: Introducing VF3: A New Algorithm for Subgraph Isomorphism, pp. 128–139. Springer International Publishing, Cham (2017). https://doi.org/10.1007/978-3-319-58961-9_12
3. Carletti, V., Foggia, P., Vento, M.: VF2 Plus: An Improved version of VF2 for Biological Graphs, pp. 168–177. Springer International Publishing, Cham (2015). https://doi.org/10.1007/978-3-319-18224-7_17
4. Han, W.S., Lee, J., Lee, J.H.: Turbo_{ISO}: Towards ultrafast and robust subgraph isomorphism search in large graph databases. In: *Proceedings of the 2013 ACM SIGMOD International Conference on Management of Data*. pp. 337–348. SIGMOD '13 (2013). <https://doi.org/10.1145/2463676.2465300>
5. Han, W.S., Lee, J., Pham, M.D., Yu, J.X.: IGraph: A framework for comparisons of disk-based graph indexing techniques. *Proc. VLDB Endow.* **3**(1–2), 449–459 (Sep 2010). <https://doi.org/10.14778/1920841.1920901>
6. He, H., Singh, A.K.: Graphs-at-a-time: Query language and access methods for graph databases. In: *Proceedings of the 2008 ACM SIGMOD International Conference on Management of Data*. pp. 405–418. SIGMOD '08 (2008). <https://doi.org/10.1145/1376616.1376660>
7. Lin, X., Zhang, R., Wen, Z., Wang, H., Qi, J.: Efficient Subgraph Matching Using GPUs, pp. 74–85. Springer International Publishing, Cham (2014). https://doi.org/10.1007/978-3-319-08608-8_7
8. McGregor, J.J.: Relational consistency algorithms and their application in finding subgraph and graph isomorphisms. *Information Sciences* **19**(3), 229–250 (1979). [https://doi.org/10.1016/0020-0255\(79\)90023-9](https://doi.org/10.1016/0020-0255(79)90023-9)
9. P. Cordella, L., Foggia, P., Sansone, C., Vento, M.: A (sub)graph isomorphism algorithm for matching large graphs. *IEEE Trans. Pattern Anal. Mach. Intell.* **26**(10), 1367–1372 (Oct 2004). <https://doi.org/10.1109/TPAMI.2004.75>

10. Shang, H., Zhang, Y., Lin, X., Yu, J.X.: Taming verification hardness: An efficient algorithm for testing subgraph isomorphism. *Proc. VLDB Endow.* **1**(1), 364–375 (Aug 2008). <https://doi.org/10.14778/1453856.1453899>
11. Solnon, C.: *AllDifferent*-based filtering for subgraph isomorphism. *Artif. Intell.* **174**(12-13), 850–864 (Aug 2010). <https://doi.org/10.1016/j.artint.2010.05.002>
12. Tran, H.N., Cambria, E., Hussain, A.: Towards GPU-based common-sense reasoning: Using fast subgraph matching. *Cognitive Computation* **8**(6), 1074–1086 (Dec 2016). <https://doi.org/10.1007/s12559-016-9418-4>
13. Tran, H.N., Kim, J.j., He, B.: Fast subgraph matching on large graphs using graphics processors. In: Renz, M., Shahabi, C., Zhou, X., Cheema, A.M. (eds.) *Proceedings of the 20th International Conference on Database Systems for Advanced Applications*, pp. 299–315. DASFAA 2015, Springer International Publishing, Cham (Apr 2015). https://doi.org/10.1007/978-3-319-18120-2_18
14. Ullmann, J.R.: An algorithm for subgraph isomorphism. *J. ACM* **23**(1), 31–42 (Jan 1976). <https://doi.org/10.1145/321921.321925>
15. Ullmann, J.R.: Bit-vector algorithms for binary constraint satisfaction and subgraph isomorphism. *J. Exp. Algorithmics* **15**, 1.6:1.1–1.6:1.64 (Feb 2011). <https://doi.org/10.1145/1671970.1921702>
16. Wang, L., Owens, J.D.: Fast parallel subgraph matching on the GPU. *Proceedings of the 25rd International Symposium on High-performance Parallel and Distributed Computing (HPDC '16)* (May 2016)
17. Wang, L., Owens, J.D.: Fast BFS-based triangle counting on GPUs. In: *Proceedings of the IEEE High Performance Extreme Computing Conference. HPEC '19* (Sep 2019). <https://doi.org/10.1109/HPEC.2019.8916434>
18. Wang, L., Wang, Y., Yang, C., Owens, J.D.: A comparative study on exact triangle counting algorithms on the GPU. In: *Proceedings of the 1st High Performance Graph Processing Workshop*. pp. 1–8. HPGP '16 (May 2016). <https://doi.org/10.1145/2915516.2915521>
19. Wang, Y., Pan, Y., Davidson, A., Wu, Y., Yang, C., Wang, L., Osama, M., Yuan, C., Liu, W., Riffel, A.T., Owens, J.D.: Gunrock: GPU graph analytics. *ACM Transactions on Parallel Computing* **4**(1), 3:1–3:49 (Aug 2017). <https://doi.org/10.1145/3108140>
20. Yan, X., Yu, P.S., Han, J.: Graph indexing: A frequent structure-based approach. In: *Proceedings of the 2004 ACM SIGMOD International Conference on Management of Data*. pp. 335–346. SIGMOD 04 (2004). <https://doi.org/10.1145/1007568.1007607>
21. Zampelli, S., Deville, Y., Solnon, C.: Solving subgraph isomorphism problems with constraint programming. *Constraints* **15**(3), 327–353 (2010). <https://doi.org/10.1007/s10601-009-9074-3>
22. Zeng, L., Zou, L., zsu, M.T., Hu, L., Zhang, F.: GSI: GPU-friendly subgraph isomorphism. *CoRR* (1906.03420v3) (Sep 2019)
23. Zhang, S., Li, S., Yang, J.: Gaddi: Distance index based subgraph matching in biological networks. In: *Proceedings of the 12th International Conference on Extending Database Technology: Advances in Database Technology*. pp. 192–203. EDBT '09 (2009). <https://doi.org/10.1145/1516360.1516384>
24. Zhao, P., Han, J.: On graph query optimization in large networks. *Proc. VLDB Endow.* **3**(1–2), 340–351 (Sep 2010). <https://doi.org/10.14778/1920841.1920887>