

# Testing a quantum annealer as a quantum thermal sampler

Zoe Gonzalez Izquierdo,<sup>1</sup> Tameem Albash,<sup>2,3</sup> and Itay Hen<sup>1,4,\*</sup>

<sup>1</sup>*Department of Physics and Astronomy, and Center for Quantum Information Science & Technology,  
University of Southern California, Los Angeles, California 90089, USA*

<sup>2</sup>*Department of Electrical and Computer Engineering,  
University of New Mexico, Albuquerque, New Mexico 87131, USA*

<sup>3</sup>*Department of Physics and Astronomy and Center for Quantum Information and Control,  
CQuIC, University of New Mexico, Albuquerque, New Mexico 87131, USA*

<sup>4</sup>*Information Sciences Institute, University of Southern California, Marina del Rey, California 90292, USA*

Motivated by two recent experiments in which thermal properties of complex many-body systems were successfully reproduced on a commercially available quantum annealer, we examine the extent to which quantum annealing hardware can reliably sample from the thermal state associated with a target quantum Hamiltonian. We address this question by studying the thermal properties of the canonical one-dimensional transverse-field Ising model on a D-Wave 2000Q quantum annealing processor. We find that the quantum processor fails to produce the correct expectation values predicted by Quantum Monte Carlo. Comparing to master equation simulations, we find that this discrepancy is best explained by how the measurements at finite transverse fields are enacted on the device. Specifically, measurements at finite transverse field require the system to be quenched from the target Hamiltonian to a Hamiltonian with negligible transverse field, and this quench is too slow. We elaborate on how the limitations imposed by such hardware make it an unlikely candidate for studying the thermal properties of generic quantum many-body systems.

## I. INTRODUCTION

Describing the static and dynamical properties of a many-body quantum system remains a considerable challenge in physics. Strong correlations among the particles of a many-body quantum system can lead to highly complex entangled states, which exist in a vector space whose dimension grows exponentially with the size of the system. Due to this exponential scaling, affecting both the time and memory that a classical computer needs in order to perform the relevant computations, even simulations of systems with only a few correlated particles quickly become intractable. Tackling this problem with a quantum computer or simulator continues to inspire [1] and drive the field of quantum simulation [2–5].

The adiabatic paradigm of quantum computing [6–8] naturally lends itself to tackling the problem of studying ground state properties of quantum systems. By preparing the system in the ground state of a ‘trivial’ Hamiltonian and performing a sufficiently slow interpolation towards the target many-body quantum Hamiltonian, the adiabatic theorem of quantum mechanics [9–11] provides a guarantee that the state at the end of the evolution will be close to the target ground state.

But what if we are interested in finite temperature properties of the same system? For decades, the workhorse for addressing this question has been Quantum Monte Carlo (QMC) methods [12–14]. Despite extensive work on developing more sophisticated methods [15–18], no universal method whose space and time complexity scale polynomially with problem size is yet known. It remains an open research topic how to efficiently encode a

generic thermal state into the ground state of a quantum Hamiltonian [19, 20].

Alternatively, one can ask whether the open-system dynamics [21] of a system naturally has the thermal state as its steady state, and if so whether the dissipative dynamics can be used in lieu of a true quantum algorithm to prepare such a state. Having the steady state of the dissipative dynamics be the standard Gibbs state associated with the target Hamiltonian is a non-trivial assumption; it is known to be the case of Markovian weak-coupling limit master equations [22, 23] satisfying the Kubo-Martin-Schwinger (KMS) condition [24]. An open-system adiabatic theorem [25–29] provides a guarantee that in the long-time limit the state of the system will be close to the desired thermal state.

Recently, two experiments [30, 31] carried out on D-Wave quantum annealing processors were reported to have successfully reproduced certain thermal properties of complex quantum systems. In these studies, the processor is used as an analogue quantum simulator: the superconducting circuit hardware [32–35] implements a transverse-field Ising model (TFIM) Hamiltonian in its low-lying spectrum. The system is allowed to thermally relax at a particular realization of the TFIM Hamiltonian, and diagonal thermodynamic observables are calculated using measurements performed after quenching the system to a purely Ising Hamiltonian. In Ref. [30], the emergence of the finite order parameter associated with the Kosterlitz-Thouless phase transition of the TFIM on the triangular lattice [36] was observed, while Ref. [31] observed the finite-size precursors of the phase transitions associated with the TFIM on three-dimensional cubic lattices. In both cases, a minor-embedding procedure [37, 38] was required to map the target Hamiltonian connectivity graph onto the hardware physical connectiv-

\* itayhen@isi.edu

ity. Both studies found good agreement between theory and experimental observations when measured quantities were restricted to the order parameter of the studied system [30] or to critical parameters indicating the location of phase transitions [31].

Motivated by these results, we examine in this study the extent to which one can use such hardware to provide thermal samples for quantum Hamiltonians implemented by the hardware, especially at ever increasing system sizes. As the simulation of quantum systems on quantum information processors gains traction and moves on to problems which are classically difficult (or virtually impossible) to solve, we face the question of how to verify or trust the results produced by these devices. The one-dimensional (1D) TFIM, a canonical system in quantum thermodynamics, provides a simple case study, which hopefully helps build confidence in the device as more difficult problems are tackled.

To that aim, we study the performance of the D-Wave 2000Q annealing processor (DW)<sup>1</sup> on the 1D nonfrustrated TFIM. We verify the accuracy of the expectation values calculated from the experimental samples by comparing them to data obtained from QMC simulations. If such devices are to be used more widely as quantum simulators or as thermal state samplers, we believe this is a crucial first step in the process of validating the reliability of the device for this task.

We find in general that the thermal expectation values calculated using the samples from the annealer are not in good agreement with the expected values obtained by QMC, especially in the quantum paramagnetic region where the transverse field dominates [39]. Master equation simulations [40] on small size problems confirm that a reason for this discrepancy is the inability of current devices to perform measurements at the target Hamiltonian; instead measurements are performed on an Ising Hamiltonian with negligible transverse field, which requires a quench from the target Hamiltonian to the Ising Hamiltonian. Our simulations indicate that increasing the maximum annealing rate by a factor of  $10^5$  would reproduce the expected thermal expectation values, but this would in turn require annealing times on the order of a few picoseconds. Extensivity of the Hamiltonian suggests that this annealing rate would need to decrease with the inverse of the system size, further suggesting that such a measurement approach is not a scalable approach to address questions on the static properties of thermal quantum states.

## II. EXPERIMENTAL METHODS

### A. Transverse-Field Ising Model

We consider the one-dimensional transverse-field Ising model (1D TFIM) [39] with the  $n$ -qubit Hamiltonian

$$H_{\text{TFIM}} = -AH_{\text{TF}} + BH_{\text{IM}} = -A \sum_{i=1}^n \sigma_i^x - B \sum_{i=1}^n \sigma_i^z \sigma_{i+1}^z, \quad (1)$$

where we choose periodic boundary conditions ( $\sigma_{n+1}^z = \sigma_1^z$ ). The two-fold degenerate ground state of the ferromagnetic Ising chain  $H_{\text{IM}}$ , corresponding to all-spins up and all-spins down, satisfies all the Ising couplings (it is nonfrustrated) and has ground state (GS) energy  $E_0 = -n$ .

Our objective will be to measure the expectation value of  $H_{\text{IM}}$  for different ratios of  $A$  to  $B$ , which is ideally given by:

$$\langle H_{\text{IM}} \rangle = \frac{\text{Tr} [H_{\text{IM}} e^{-\beta H_{\text{TFIM}}}]}{\text{Tr} [e^{-\beta H_{\text{TFIM}}}]}. \quad (2)$$

### B. Obtaining mid-anneal measurements

The D-Wave 2000Q annealing processor implements a time-dependent Hamiltonian  $H(s)$  (where  $s \in [0, 1]$  is a dimensionless annealing parameter), which is a linear combination of the transverse-field Hamiltonian  $H_{\text{TF}}$  and an Ising Hamiltonian  $H_{\text{p}}$ —more general than the  $H_{\text{IM}}$  that we are implementing in our case—with a Chimera connectivity graph [37, 38]:

$$H(s) = A(s)H_{\text{TF}} + B(s)H_{\text{p}}. \quad (3)$$

The time-dependent functions  $A(s)$  and  $B(s)$  give the annealing schedule and are fixed by the hardware, so the device implements TFIMs with different ratios of  $A/B$  along its annealing schedule. For the DW2000Q processor we use, the minimum gap of the TFIM occurs at  $s_* \approx 0.346$ , with  $A(s_*)/h \approx 1.05\text{GHz}$ . Further details of the processor are provided in Appendix A.

The rate at which the annealing schedule is traversed can be customized. Instead of having the dimensionless time parameter  $s$  be simply related to the time by  $s(t) = t/t_a$  (where  $t_a$  is the total annealing time), we are able to redefine  $s(t)$  as a piece-wise function of  $t$ . This allows us to pause at specific points in the anneal, where  $s$  (and thus the Hamiltonian) remains fixed for some period of time. It also allows us to use different annealing rates  $ds/dt$  for different portions of the anneal, effectively enabling us to perform approximate quenches by abruptly turning down the strength of the driver Hamiltonian from a given point mid-anneal.

Leveraging this capability, we progress towards the thermal state associated with the Hamiltonian at  $s = s_p$  by performing anneals up to  $s = s_p$  and pausing at  $s_p$  for

<sup>1</sup> Housed at NASA Ames Research Center.

a period of time thereby allowing the system to thermally relax to its steady state. We then quench as rapidly as allowed by the hardware towards  $s = 1$ , where ideally a computational basis measurement is performed. The success of this method depends on two factors: the ability of the hardware to thermalize to the desired Gibbs state, and the annealing rate during the quench being fast enough to prevent any changes to the state.

We restrict our attention to a ‘forward’ annealing protocol. Here, the system is initialized in the thermal state of the Hamiltonian at  $s(0) = 0$ , which has very high weight on the ground state of  $H(0)$ , and the system is annealed from  $s = 0$  to some intermediate  $s = s_p$  at a rate of  $0 < (\frac{ds}{dt})_i < 1\mu s^{-1}$ . We then pause at  $s = s_p$  for some time  $t_p$  and finally quench as rapidly as possible to  $s = 1$  at the fastest rate permitted by the hardware,  $(\frac{ds}{dt})_f = 1\mu s^{-1}$ . A diagram of this schedule is shown in Fig. 1. In Appendix B, we discuss an alternative protocol using ‘reverse’ annealing; while the details of the two protocols are different, we find no qualitative differences between the results of the two protocols.

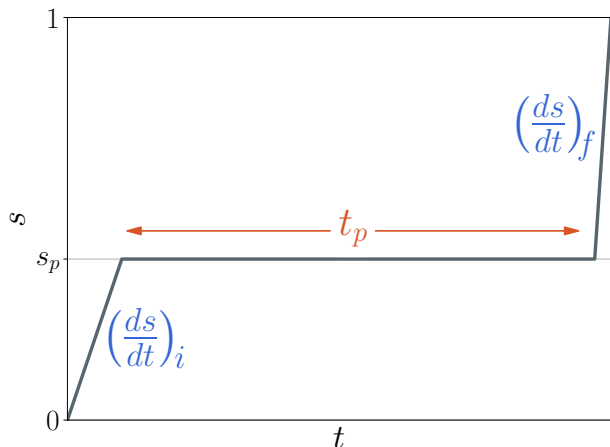


FIG. 1. Diagram of the forward annealing schedule  $s(t)$ , showing the initial anneal to  $s_p$ , performed at a rate  $(\frac{ds}{dt})_i$ , a pause of length  $t_p$  and the final quench, performed at a rate  $(\frac{ds}{dt})_f$ . The durations of the three parts are not to scale.

We incorporate gauge averaging [41] to average out systematic biases that might exist on the qubits and/or couplers, such as certain qubits more readily aligning in one direction. Gauge averaging is carried out by repeating each run of  $n_a$  anneals 100 times, where for each run we apply a transformation of the form  $J_{ij} \rightarrow a_i a_j J_{ij}$  where  $a_i \in \{-1, +1\}$  is chosen at random. This transformation corresponds to applying a unitary transformation to the Hamiltonian, so the energy spectrum is unchanged but the states are relabeled accordingly. For example, the ungauged classical state  $(s_1, \dots, s_n)$  is mapped to the state  $(a_1 s_1, \dots, a_n s_n)$ . The results in different gauges can be readily mapped back to the states of the original problem.

### III. RESULTS

In what follows, we separate the discussion to two cases according to the location of the pause, which we argue exhibit qualitatively different behaviors. When the pause takes place before the minimum gap, that is,  $s_p < s_*$ , the driver Hamiltonian still dominates, and if the system is in the instantaneous GS of  $H(s_p)$ , the expectation value of  $H_{IM}$ —the diagonal energy—in this region will be closer to the GS energy of  $H_{TF}$  than to that of  $H_{IM}$ . On the other hand, with a pause after the minimum gap,  $s_p > s_*$ , we find the system in the region dominated by the problem Hamiltonian, and hence the expectation value of  $H_{IM}$  will be closer to its GS energy.

#### A. The case of pausing before the minimum gap

We first consider the case of  $s_p < s_*$ , i.e., where the pause takes place prior to the system reaching its minimum gap. In this region, the strength of  $A(s_p)H_{TF}$  is considerably greater than that of  $B(s_p)H_{IM}$ , so there is little overlap between the GS of  $H_{IM}$  and the instantaneous GS of  $H(s_p)$ . The QMC results reflect this. For instance, with pause location  $s_p = 0.2$  and problem size  $n = 138$ , the expectation value of  $H_{IM}$  is  $\langle H_{IM} \rangle_{\text{exact}}|_{s_p=0.2} \approx -16.5$ , while the Ising GS energy is  $-138$ . When we calculate this same expectation value using the output from the annealer, however, we find  $\langle H_{IM} \rangle_{DW}|_{s_p=0.2} \approx -132$ , suggesting that the experimental measurement is failing to capture the state of the system in the region before the minimum gap, with the relative difference between experimental and QMC results being 700%. This is depicted in Fig. 2 (top).

This experimental behavior of being very far from the expected value and very close to the Ising ground state value holds for all the problem sizes we studied, ranging from 4 to over 500 qubits. Figure 2 (bottom) shows the relative difference between experiment and theory as a function of size. While very small problems seem to do slightly worse, this difference remains fairly constant for a large range of sizes. We note that the experimental results do not change in any significant way as we increase the pause time  $t_p$ , so we deduce that the system is very close to its steady state at the pause point.

A possible explanation for this dramatic difference is the upper limit on the annealing rate, which constrains our quench to a maximum  $(\frac{ds}{dt})_f = 1\mu s^{-1}$ . This rate is likely not sufficiently fast to prevent the state from evolving during the quench and allowing the dynamics to populate the Ising GS. We validate this conjecture using master equation simulations in Sec. IIIC.

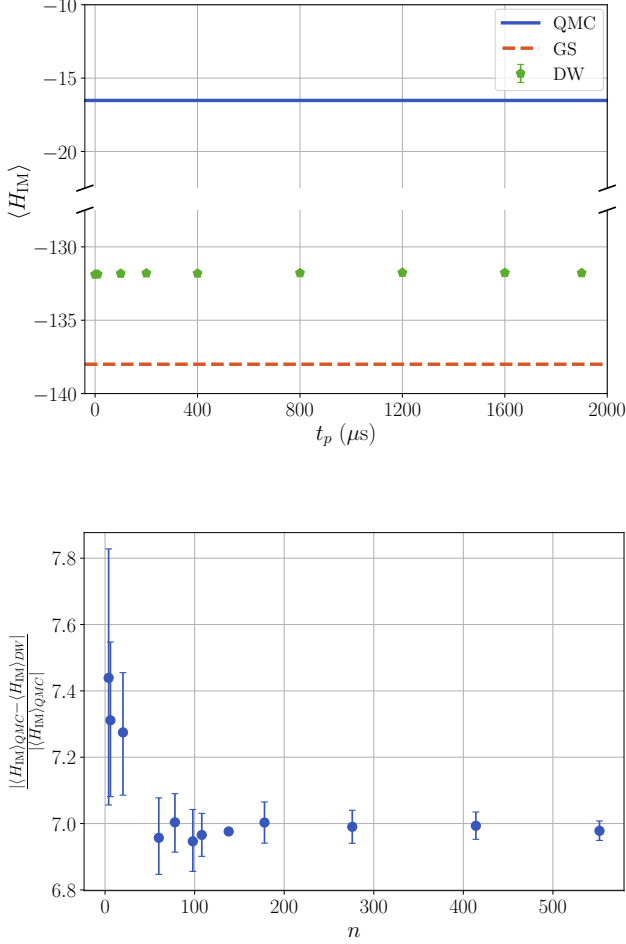


FIG. 2. **Top:** Expectation value for  $H_{\text{IM}}$  for  $n = 138$  and  $s_p = 0.2$ . Solid blue curve corresponds to QMC prediction, dashed orange curve corresponds to the Ising GS energy, and data points correspond to the experimental results using the forward annealing protocols. **Bottom:** The relative difference between the experimental and QMC results as a function of problem size for  $s_p = 0.2$ ,  $t_p = 1.9\text{ms}$  and 1500 anneals per gauge. Error bars correspond to the 95% confidence interval calculated using a bootstrap over the 100 gauges.

### B. The case of pausing after the minimum gap

When we choose the pause to occur after the minimum gap, i.e., in the case where  $s_p > s_*$ , the Hamiltonian  $B(s_p)H_{\text{Ising}}$  dominates over  $A(s_p)H_{\text{TF}}$ . We therefore expect  $\langle H_{\text{IM}} \rangle$  to be significantly closer to  $E_0 = -n$ . The experimental results in this region turn out to depend sensitively on the value of  $s_p$ , as we show in Fig. 3. We observe the best agreement with QMC around  $s_p = 0.6$ . When we pause at later points, however,  $\langle H_{\text{IM}} \rangle$  obtained from the annealer moves away from the correct value.

The dependence on  $s_p$  is likely again due to the quench rate. For  $s_p < 0.6$ , the thermal state at  $s_p$  still does not have a complete overlap with the Ising ground state, so

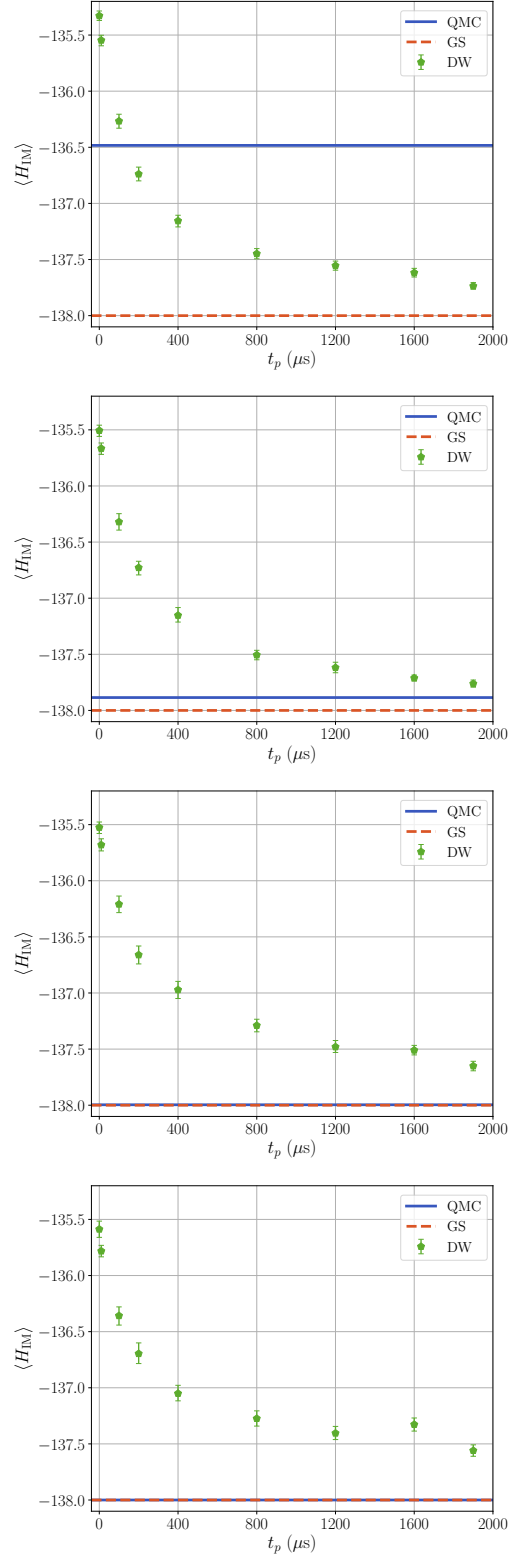


FIG. 3. From top to bottom,  $\langle H_{\text{IM}} \rangle$  comparison between experiment and simulations for  $n = 138$  and  $s_p = 0.5, 0.6, 0.7$  and  $0.8$ . Solid blue curve corresponds to QMC result, dashed orange curve corresponds to the Ising GS energy, and data points correspond to the DW results using the forward annealing protocols. Error bars correspond to the 95% confidence interval calculated using a bootstrap over the 100 gauges.

the quench from  $s = s_p$  to  $s = 1$  is sufficiently slow for the system to repopulate the Ising ground state. Hence we find that the experimental  $\langle H_{\text{IM}} \rangle$  is lower than predicted by QMC. For  $s_p > 0.6$ , the Hamiltonian  $A(s_p)H_{\text{TF}}$  is very weak relative to  $B(s_p)H_{\text{IM}}$ , so the dynamics are expected to be extremely slow and effectively frozen [42, 43]. In this case, the system likely does not have enough time to thermalize. The points around  $s_p = 0.6$  represent a ‘sweet spot’ where the system is still able to thermalize and is only minimally affected by the slowness of the quench.

### C. Quantifying the impact of the quench

In the previous section we have seen how the experimental samples fail to reproduce the correct thermal expectation values associated with the point where we pause  $s_p$ . We argued that this is likely due to the quench rate from  $s = s_p$  to  $s = 1$  not being sufficiently fast, with the system continuing to evolve during the quench. In order to confirm this hypothesis, we use the adiabatic master equation (ME) [40] to simulate the quantum annealing process using different quench rates. The key feature of this numerical method is that for any fixed  $s$  Hamiltonian, the fixed point of the dissipative dynamics is the Gibbs state of  $H(s)$ . Therefore, for any sufficiently long pause and sufficiently fast quench, we expect the simulation results to agree with the theoretical prediction. Because of the computational cost of the simulations, we are only able to obtain exact results for the smallest systems with  $n = 4$ , but already at these sizes we are able to see the adverse effects of the quench rate for reproducing the correct thermal expectation values.

We first run these simulations using the same schedule as the annealer, with a quench annealing rate of  $\frac{ds}{dt} = 1\mu\text{s}^{-1}$ . These are shown as the ‘slow quench’ results in Fig. 4, where we find the simulated  $\langle H_{\text{IM}} \rangle$  results are in agreement with experiment at all pause times  $s_p$  during the anneal. Specifically, we find  $\langle H_{\text{IM}} \rangle$  to be close to the Ising GS energy regardless of the value of  $s_p$ . In fact, for this small system size, even if we considered closed system dynamics, i.e. we decoupled the system from the thermal environment, we would get the same result, pointing to the fact that the quench is so slow that the evolution across the minimum gap is effectively adiabatic.

Next we survey a wide range of quench rates to find how fast the quench must be to reproduce the correct thermal expectation values. For the  $n = 4$  system, we find that we need to go up to  $\frac{ds}{dt} = 10^3\mu\text{s}^{-1}$  before seeing any change in the behavior of  $\langle H_{\text{IM}} \rangle$ . As the annealing rate  $\frac{ds}{dt}$  becomes larger,  $\langle H_{\text{IM}} \rangle$  gets closer to the exact results, and they finally become in good agreement when the annealing rate is  $\frac{ds}{dt} = 10^5\mu\text{s}^{-1}$  (the ‘fast quench’ in Fig. 4). This implies that we need to increase the current fastest rate allowed by the hardware by a factor of  $10^5$ , with the minimum time for a full anneal decreasing from

$1\mu\text{s}$  to around 10 ps.

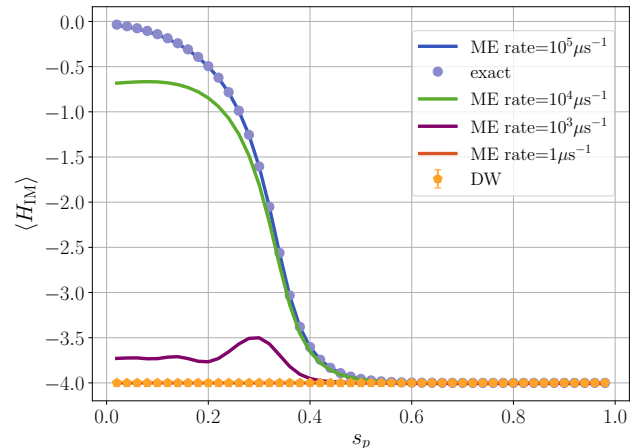


FIG. 4. Comparison of numerical (ME) simulations using several different quench rates. The slowest one,  $1\mu\text{s}^{-1}$ , matches that of the experiments, while the fastest one,  $10^5\mu\text{s}^{-1}$ , agrees with the analytical results. Simulations are for a system size of  $n = 4$ . Also shown are the exact results and the experimental ones.

While performing simulations at larger system sizes becomes computationally prohibitive, we can provide a simple argument that suggests that the annealing rate must be even faster at larger system sizes. For simplicity, let us assume a constant quench rate and an evolution from  $s = s_p$  to  $s = 1$  that is purely unitary. In order for the unitary dynamics to not change the state significantly we must require

$$\left| \text{T exp} \left[ -i \left( \frac{ds}{dt} \right)^{-1} \int_{s_p}^1 H(s') ds' \right] - \mathbb{1} \right| \leq \epsilon \quad (4)$$

for some suitably small  $\epsilon$ , which may also need to decrease with system size in order to reproduce the thermal expectation values to the desired accuracy. Here  $|\cdot|$  denotes the operator norm, but any appropriate distance measure can be used. If we expand the time-ordered exponential for small  $(ds/dt)^{-1}$ , it follows from the extensivity of the Hamiltonian that to ensure each term inside the norm remains small, the inverse of the annealing rate  $(ds/dt)^{-1}$  must scale at least as  $1/n$ . Therefore, we already find that simply to ensure that the unitary dynamics does not change the state significantly, the quench rate must become faster as the system size is increased.

### D. Other observables: Magnetization

We have so far considered the thermal expectation value of  $H_{\text{IM}}$  as our benchmark for DW’s behavior. The question arises whether the agreement—or lack thereof—between experimental results and simulations is observable dependent. In Refs. [30, 31], certain observables



showed good agreement, while others did not. This is an important point to consider when evaluating DW's potential as a quantum thermal sampler, as consistent behavior across different observables would be required for a fully functional sampler.

We choose the squared longitudinal magnetization  $M_z^2$ —due to the symmetry of the system,  $\langle M_z \rangle$  is always 0. Looking at the overall picture (Fig. 5), it is apparent that the two observables follow different patterns of behavior when DW's results are compared to QMC; while  $\langle H_{IM} \rangle$  always stays close to the value it should attain at the end of the anneal,  $\langle M_z^2 \rangle$  follows a trend that is qualitatively more similar to the QMC data.

However, the  $\langle M_z^2 \rangle$  results produced by DW do not match QMC anywhere in the anneal (except at one point where they cross), and in fact their relative difference is much larger than for  $\langle H_{IM} \rangle$  for most system sizes (Fig. 6).

These observations confirm our suspicion that the degree of agreement between DW and QMC can vary across different observables. This adds another layer of complication if we wish to use the annealer to predict thermal expectation values, as its behavior regarding a particular observable is not indicative of what would happen for a different one, and each case would need to be considered individually.

#### IV. CONCLUSION

In this work, we asked whether the current ability to control the annealing schedule of the D-Wave 2000Q quantum annealing processor allows us to accurately probe the state of the system in the middle of the anneal. The argument put forth is that if the system is quenched sufficiently rapidly from  $s = s_p$  towards  $s = 1$  where the measurement is performed, we would be effectively performing a measurement on the state at  $s_p$ . We used the nonfrustrated one-dimensional transverse-field Ising model as a case study and found that the D-Wave 2000Q quantum annealing processor cannot be used to reliably reproduce the correct thermal expectation values for the observable  $H_{IM}$ . We show in Appendix C that our findings remain unchanged when we consider frustrated chains.

We identified the most likely culprit to be the quench rate: with a maximum annealing rate of  $\frac{ds}{dt} = 1\mu s^{-1}$  offered by the device, the system continues to evolve before the measurement occurs. We also verify in Appendix D that fluctuations in the temperature cannot explain the discrepancy between the QMC predictions and our experimental observations.

Beyond the experimental difficulty of achieving the necessary fast quench rates, another fundamental problem arises. In our work, we have assumed an ideal qubit (2-level) Hamiltonian, but in the hardware the effective qubit Hamiltonian is realized by projecting onto the lowest two energy levels of a superconducting flux qubit [44].

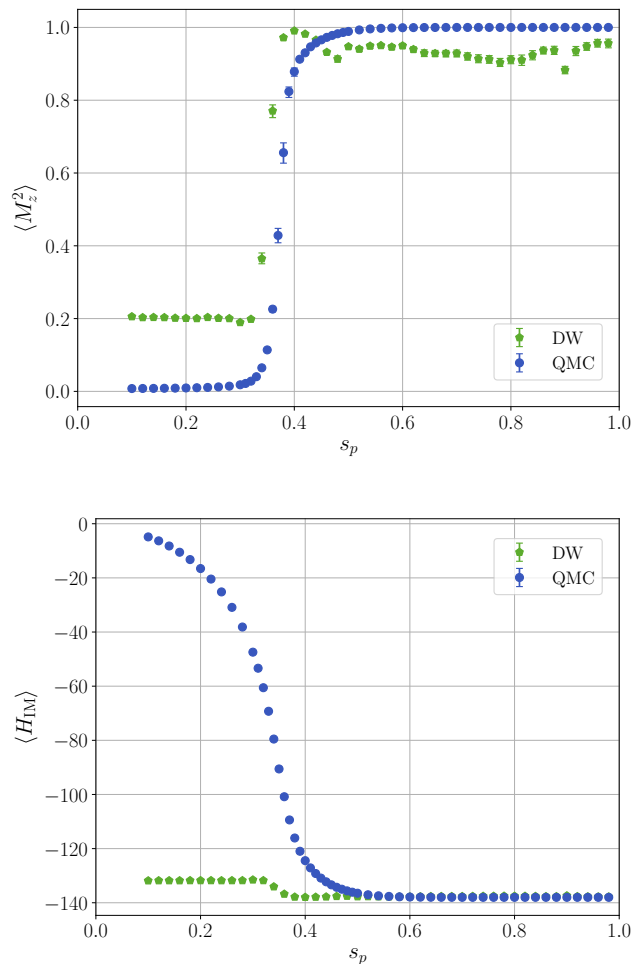


FIG. 5. Comparison of DW and QMC results for an  $n = 138$  chain at a range of locations through the anneal, for  $\langle M_z^2 \rangle$  (top) and  $\langle H_{IM} \rangle$  (bottom). Blue data points correspond to QMC results and green data points to DW with  $t_p = 1.9\text{ms}$  and 1500 anneals per gauge. Error bars correspond to the 95% bootstrap confidence interval.

In this effective description, the computational basis is defined in terms of symmetric and anti-symmetric combinations of the ground and first-excited states of the flux qubit Hamiltonian at zero flux, and this basis changes along the annealing schedule [44, 45]. In the unitary dynamics, the above approximation manifests itself as geometric terms in the effective qubit Hamiltonian that contributes to the evolution even in the limit of a sudden quench [45]. These effects are not captured by our ideal qubit assumption in Eq. (4), and while the effect on a single qubit may be small, the error associated with it accumulates with system size.

An additional difficulty will be added as we seek to study problems of increasing complexity. When embedding is required, its negative effect on the likelihood of obtaining correct solutions is particularly harmful for sampling problems [46], where we are interested in states at

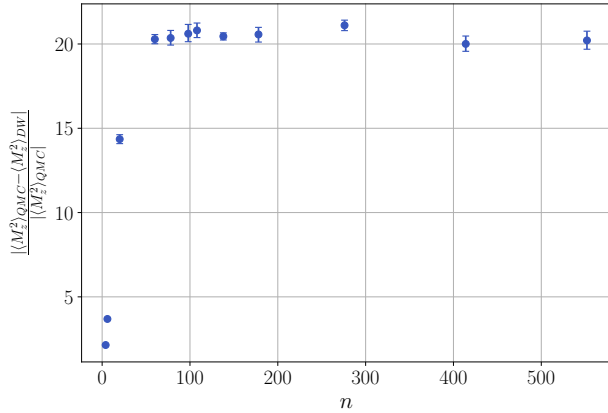


FIG. 6. Relative difference between the experimental and QMC results for  $\langle M_z^2 \rangle$  as a function of problem size for  $s_p = 0.2$ ,  $t_p = 1.9\text{ms}$  and 1500 anneals per gauge. Error bars correspond to the 95% bootstrap confidence interval.

all energies as opposed to only ground states like for optimization problems. This effect is worsened with problem size and the complexity of the embedding.

Our results, considered along those of Refs. [30, 31]—where experiments on the same platform were able to reproduce the correct thermal expectation values of certain observables (but not others) in far more complicated systems that required embedding—suggest that the ability of the annealer to produce correct mid-anneal predictions is highly dependent on the observable and the problem considered, and their particular susceptibil-

ity to the quench. It is likely that for the systems in Refs. [30, 31], the quench did not change the samples in a significant way for the expectation values of observables that were calculated. However, as the simple example of the 1D TFIM shows, it is impossible to know a-priori whether a system will be susceptible to the slowness of the quench, and hence extreme care must be taken when interpreting results from the variable annealing schedule as ‘measurements-in-the-middle.’ We therefore conclude that currently available quantum annealing devices are not well posed to function as substitutes for quantum Monte Carlo simulators.

## ACKNOWLEDGMENTS

We thank Paul Warburton and Jeffrey Marshall for useful comments on the manuscript. TA thanks Daniel Lidar for useful discussions. ZGI would like to acknowledge support from the USRA Feynman Quantum Academy at NASA Ames Research Center. The research is based upon work (partially) supported by the Office of the Director of National Intelligence (ODNI), Intelligence Advanced Research Projects Activity (IARPA), via the U.S. Army Research Office contract W911NF-17-C-0050. This material is based on research sponsored by the Air Force Research laboratory under agreement number FA8750-18-1-0044. The views and conclusions contained herein are those of the authors and should not be interpreted as necessarily representing the official policies or endorsements, either expressed or implied, of the ODNI, IARPA, or the U.S. Government. The U.S. Government is authorized to reproduce and distribute reprints for Governmental purposes notwithstanding any copyright annotation thereon.

- 
- [1] Richard P. Feynman, “Simulating physics with computers,” *Int. J. Theor. Phys.* **21**, 467–488 (1982).
  - [2] Seth Lloyd, “Universal quantum simulators,” *Science* **273**, 1073–1078 (1996).
  - [3] J. Ignacio Cirac and Peter Zoller, “Goals and opportunities in quantum simulation,” *Nat. Phys.* **8**, 264–266 (2012).
  - [4] Andrew M. Childs, Dmitri Maslov, Yunseong Nam, Neil J. Ross, and Yuan Su, “Toward the first quantum simulation with quantum speedup,” *Proceedings of the National Academy of Sciences* **115**, 9456–9461 (2018).
  - [5] Yudong Cao, Jonathan Romero, Jonathan P. Olson, Matthias Degroote, Peter D. Johnson, Mária Kieferová, Ian D. Kivlichan, Tim Menke, Borja Peropadre, Nicolas P. D. Sawaya, Sukin Sim, Libor Veis, and Alán Aspuru-Guzik, “Quantum Chemistry in the Age of Quantum Computing,” arXiv e-prints, arXiv:1812.09976 (2018), arXiv:1812.09976 [quant-ph].
  - [6] Edward Farhi, Jeffrey Goldstone, Sam Gutmann, and Michael Sipser, “Quantum Computation by Adiabatic Evolution,” arXiv:quant-ph/0001106 (2000).
  - [7] Dorit Aharonov, Wim van Dam, Julia Kempe, Zeph Landau, Seth Lloyd, and Oded Regev, “Adiabatic quantum computation is equivalent to standard quantum computation,” *SIAM J. Comput.* **37**, 166–194 (2007).
  - [8] Dorit Aharonov and Amnon Ta-Shma, “Adiabatic quantum state generation and statistical zero knowledge,” (2003).
  - [9] M. Born and V. Fock, “Beweis des Adiabatsatzes,” *Z. Physik* **51**, 165–180 (1928).
  - [10] Tosio Kato, “On the Adiabatic Theorem of Quantum Mechanics,” *J. Phys. Soc. Jpn.* **5**, 435–439 (1950).
  - [11] Sabine Jansen, Mary-Beth Ruskai, and Ruedi Seiler, “Bounds for the adiabatic approximation with applications to quantum computation,” *J. Math. Phys.* **48**, 102111 (2007).
  - [12] David Ceperley and Berni Alder, “Quantum monte carlo,” *Science* **231**, 555–560 (1986).
  - [13] David Landau and Kurt Binder, *A Guide to Monte Carlo Simulations in Statistical Physics* (Cambridge University Press, New York, NY, USA, 2005).
  - [14] M.E.J. Newman & G.T. Barkema, *Monte Carlo Methods*

- in *Statistical Physics* (Oxford University Press, 1999).
- [15] A. W. Sandvik, “A generalization of Handscomb’s quantum Monte Carlo scheme — Application to the 1-D Hubbard model,” *J. Phys. A* **25**, 3667 (1992).
  - [16] N. V. Prokof’ev, B. V. Svistunov, and I. S. Tupitsyn, “Exact, complete, and universal continuous-time world-line monte carlo approach to the statistics of discrete quantum systems,” *Journal of Experimental and Theoretical Physics* **87**, 310–321 (1998).
  - [17] Anders W. Sandvik, “Stochastic series expansion method with operator-loop update,” *Phys. Rev. B* **59**, R14157–R14160 (1999).
  - [18] Tameem Albash, Gene Wagenbreth, and Itay Hen, “Off-diagonal expansion quantum monte carlo,” *Phys. Rev. E* **96**, 063309 (2017).
  - [19] R. D. Somma, C. D. Batista, and G. Ortiz, “Quantum approach to classical statistical mechanics,” *Phys. Rev. Lett.* **99**, 030603 (2007).
  - [20] Hidetoshi Nishimori, Junichi Tsuda, and Sergey Knysh, “Comparative study of the performance of quantum annealing and simulated annealing,” *Phys. Rev. E* **91**, 012104– (2015).
  - [21] Heinz-Peter Breuer and Francesco Petruccione, *The Theory of Open Quantum Systems* (Oxford University Press, 2002).
  - [22] E. B. Davies, “Markovian master equations,” *Communications in Mathematical Physics* **39**, 91–110 (1974).
  - [23] Tameem Albash, Sergio Boixo, Daniel A Lidar, and Paolo Zanardi, “Quantum adiabatic Markovian master equations,” *New J. of Phys.* **14**, 123016 (2012).
  - [24] R. Haag, N. M. Hugenholtz, and M. Winnink, “On the equilibrium states in quantum statistical mechanics,” *Comm. Math. Phys.* **5**, 215–236 (1967).
  - [25] J. E. Avron, M. Fraas, G. M. Graf, and P. Grech, “Optimal time schedule for adiabatic evolution,” *Phys. Rev. A* **82**, 040304 (2010).
  - [26] Walid K. Abou Salem, “On the Quasi-Static Evolution of Nonequilibrium Steady States,” *Ann. Henri Poincaré* **8**, 569–596 (2007).
  - [27] Alain Joye, “General Adiabatic Evolution with a Gap Condition,” *Commun. Math. Phys.* **275**, 139–162 (2007).
  - [28] E. B. Davies and H. Spohn, “Open quantum systems with time-dependent hamiltonians and their linear response,” *J. Stat. Phys.* **19**, 511–523 (1978).
  - [29] Lorenzo Campos Venuti, Tameem Albash, Daniel A. Lidar, and Paolo Zanardi, “Adiabaticity in open quantum systems,” *Phys. Rev. A* **93**, 032118 (2016).
  - [30] Andrew King, Juan Carrasquilla, Isil Ozfidan, Jack Raymond, Evgeny Andriyash, Andrew Berkley, Mauricio Reis, Trevor M. Lanting, Richard Harris, Gabriel Poulin-Lamarre, Anatoly Yu. Smirnov, Christopher Rich, Fabio Altomare, Paul Bunyk, Jed Whittaker, Loren Swenson, Emile Hoskinson, Yuki Sato, Mark H. Volkmann, and Mohammad Amin, “Observation of topological phenomena in a programmable lattice of 1,800 qubits,” *Nature* **560** (2018), 10.1038/s41586-018-0410-x.
  - [31] R. Harris, Y. Sato, A. J. Berkley, M. Reis, F. Altomare, M. H. Amin, K. Boothby, P. Bunyk, C. Deng, C. Enderud, S. Huang, E. Hoskinson, M. W. Johnson, E. Ladizinsky, N. Ladizinsky, T. Lanting, R. Li, T. Medina, R. Molavi, R. Neufeld, T. Oh, I. Pavlov, I. Perminov, G. Poulin-Lamarre, C. Rich, A. Smirnov, L. Swenson, N. Tsai, M. Volkmann, J. Whittaker, and J. Yao, “Phase transitions in a programmable quantum spin glass simulator,” *Science* **361**, 162–165 (2018).
  - [32] R. Harris, J. Johansson, A. J. Berkley, M. W. Johnson, T. Lanting, Siyuan Han, P. Bunyk, E. Ladizinsky, T. Oh, I. Perminov, E. Tolkacheva, S. Uchaikin, E. M. Chapple, C. Enderud, C. Rich, M. Thom, J. Wang, B. Wilson, and G. Rose, “Experimental demonstration of a robust and scalable flux qubit,” *Phys. Rev. B* **81**, 134510 (2010).
  - [33] M W Johnson, P Bunyk, F Maibaum, E Tolkacheva, A J Berkley, E M Chapple, R Harris, J Johansson, T Lanting, I Perminov, E Ladizinsky, T Oh, and G Rose, “A scalable control system for a superconducting adiabatic quantum optimization processor,” *Superconductor Science and Technology* **23**, 065004 (2010).
  - [34] A J Berkley, M W Johnson, P Bunyk, R Harris, J Johansson, T Lanting, E Ladizinsky, E Tolkacheva, M H S Amin, and G Rose, “A scalable readout system for a superconducting adiabatic quantum optimization system,” *Superconductor Science and Technology* **23**, 105014 (2010).
  - [35] P. I Bunyk, E. M. Hoskinson, M. W. Johnson, E. Tolkacheva, F. Altomare, A.J. Berkley, R. Harris, J. P. Hilton, T. Lanting, A.J. Przybysz, and J. Whittaker, “Architectural considerations in the design of a superconducting quantum annealing processor,” *IEEE Transactions on Applied Superconductivity* **24**, 1–10 (Aug. 2014).
  - [36] S. V. Isakov and R. Moessner, “Interplay of quantum and thermal fluctuations in a frustrated magnet,” *Phys. Rev. B* **68**, 104409 (2003).
  - [37] Vicky Choi, “Minor-embedding in adiabatic quantum computation: I. The parameter setting problem,” *Quant. Inf. Proc.* **7**, 193–209 (2008).
  - [38] Vicky Choi, “Minor-embedding in adiabatic quantum computation: II. Minor-universal graph design,” *Quant. Inf. Proc.* **10**, 343–353 (2011).
  - [39] Subir Sachdev, *Quantum Phase Transitions*, 2nd ed. (Cambridge University Press, 2011).
  - [40] Tameem Albash, Sergio Boixo, Daniel A Lidar, and Paolo Zanardi, “Quantum adiabatic markovian master equations,” *New Journal of Physics* **14**, 123016 (2012).
  - [41] Sergio Boixo, Tameem Albash, Federico M. Spedalieri, Nicholas Chancellor, and Daniel A. Lidar, “Experimental signature of programmable quantum annealing,” *Nat. Commun.* **4**, 2067 (2013).
  - [42] Mohammad H. Amin, “Searching for quantum speedup in quasistatic quantum annealers,” *Phys. Rev. A* **92**, 052323 (2015).
  - [43] Jeffrey Marshall, Davide Venturelli, Itay Hen, and Eleanor G. Rieffel, “Power of pausing: Advancing understanding of thermalization in experimental quantum annealers,” *Phys. Rev. Applied* **11**, 044083 (2019).
  - [44] Sergio Boixo, Vadim N. Smelyanskiy, Alireza Shabani, Sergei V. Isakov, Mark Dykman, Vasil S. Denchev, Mohammad H. Amin, Anatoly Yu Smirnov, Masoud Mohseni, and Hartmut Neven, “Computational multi-qubit tunnelling in programmable quantum annealers,” *Nat Commun* **7** (2016).
  - [45] Walter Vinci and Daniel A. Lidar, “Non-stoquastic hamiltonians in quantum annealing via geometric phases,” *npj Quantum Information* **3**, 38 (2017).
  - [46] Jeffrey Marshall, Andrea Di Gioacchino, and Eleanor G. Rieffel, “The Perils of Embedding for Sampling Problems,” arXiv e-prints, arXiv:1909.12184 (2019), arXiv:1909.12184 [quant-ph].
  - [47] A. B. Fennila, M. A. Gomez, C. Sebenik, C. Stenson, and



- J. D. Doll, “Quantum annealing: A new method for minimizing multidimensional functions,” *Chemical Physics Letters* **219**, 343–348 (1994).
- [48] J. Brooke, D. Bitko, T. F., Rosenbaum, and G. Aeppli, “Quantum annealing of a disordered magnet,” *Science* **284**, 779–781 (1999).
- [49] Tadashi Kadowaki and Hidetoshi Nishimori, “Quantum annealing in the transverse Ising model,” *Phys. Rev. E* **58**, 5355 (1998).
- [50] Edward Farhi, Jeffrey Goldstone, Sam Gutmann, Joshua Lapan, Andrew Lundgren, and Daniel Preda, “A quantum Adiabatic Evolution Algorithm Applied to Random Instances of an NP-Complete Problem,” *Science* **292**, 472–475 (2001).
- [51] Giuseppe E. Santoro, Roman Martoňák, Erio Tosatti, and Roberto Car, “Theory of quantum annealing of an Ising spin glass,” *Science* **295**, 2427–2430 (2002).
- [52] R. Harris, M. W. Johnson, T. Lanting, A. J. Berkley, J. Johansson, P. Bunyk, E. Tolkacheva, E. Ladizinsky, N. Ladizinsky, T. Oh, F. Cioata, I. Perminov, P. Spear, C. Enderud, C. Rich, S. Uchaikin, M. C. Thom, E. M. Chapple, J. Wang, B. Wilson, M. H. S. Amin, N. Dickson, K. Karimi, B. Macready, C. J. S. Truncik, and G. Rose, “Experimental investigation of an eight-qubit unit cell in a superconducting optimization processor,” *Phys. Rev. B* **82**, 024511 (2010).
- [53] P. I. Bunyk, E. M. Hoskinson, M. W. Johnson, E. Tolkacheva, F. Altomare, A. J. Berkley, R. Harris, J. P. Hilton, T. Lanting, A. J. Przybysz, and J. Whittaker, “Architectural considerations in the design of a superconducting quantum annealing processor,” *IEEE Transactions on Applied Superconductivity* **24**, 1–10 (2014).
- [54] Jeffrey Marshall, Eleanor G. Rieffel, and Itay Hen, “Thermalization, freeze-out, and noise: Deciphering experimental quantum annealers,” *Phys. Rev. Applied* **8**, 064025 (2017).

## Appendix A: The D-Wave 2000Q Quantum Annealing Processor

Our experimental results are generated by a D-Wave 2000Q Quantum Annealing Processor (DW), located at NASA Ames Research Center. Quantum annealing [47–51] is a metaheuristic for solving certain types of discrete optimization problems. Drawing inspiration from simulated annealing, it uses quantum fluctuations to encourage exploration of the solution space of an Ising-type problem Hamiltonian,

$$H_{\text{IM}} = \sum_{i,j} J_{i,j} \sigma_i^z \sigma_j^z + \sum_i h_i \sigma_i^z. \quad (\text{A1})$$

When the solution to a problem of interest can be encoded as the ground state (GS) of  $H_{\text{IM}}$  and initializing the system in the known GS of a different Hamiltonian, we can make use of the adiabatic theorem [11] to provide a guarantee that the GS can be reached with high probability for a sufficiently slow interpolation.

In the case of our annealer, the system is initialized in the GS of a transverse-field driver Hamiltonian  $H_d = -\sum_{i=1}^n \sigma_i^x$ , and evolved through time by decreasing the

strength of  $H_d$  while increasing that of  $H_{\text{IM}}$ . The time-dependent Hamiltonian is:

$$H(s) = A(s)H_d + B(s)H_{\text{IM}}, \quad (\text{A2})$$

where  $s = t/t_a$  is a dimensionless time parameter and  $t_a$  is the total annealing time.  $A(s)$  and  $B(s)$  determine the respective strengths of the driver and problem Hamiltonian (Fig. 7), with  $A(0) \gg B(0)$  and  $A(1) \ll B(1)$ .

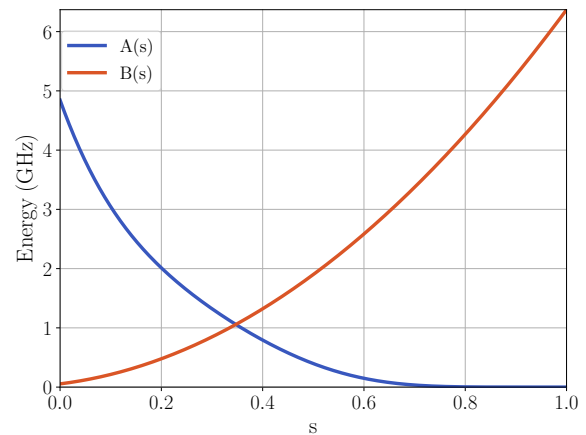


FIG. 7. Strengths of the driver and problem Hamiltonians as functions of the dimensionless time parameter  $s$ , shown in units of  $h = 1$ .

The D-Wave 2000Q processor consists of a lattice of niobium superconducting quantum interference device (SQUID) qubits operating at a temperature of approximately 12mK, and connected according to a Chimera architecture [52, 53]. Chimera graphs are made up of smaller unit cells, which can be repeated in two dimensions to achieve graphs of different sizes. Each cell is a complete bipartite graph  $K_{4,4}$ , where a qubit is connected to four others within its cell and two more in adjacent cells. The Chimera graph  $C_L$  is obtained by arranging the unit cells in a square pattern with  $L$  cells per side. The processor we are using features a  $C_{16}$ , with a total of 256 cells and 2048 qubits (although a few are inoperative due to fabrication issues). Its complete connectivity graph is shown in Fig. 8.

## Appendix B: Reverse Annealing Protocol

For our ‘reverse’ anneal protocol, the system is initialized in a classical state (each qubit is either in a computational one or a computational zero state) chosen at random at  $s = 1$ . We then anneal backwards from  $s = 1$  to  $s = s_p$  at a rate of  $0 < \left(\frac{ds}{dt}\right)_i < 1\mu\text{s}^{-1}$ , pause for a time  $t_p$  and quench to  $s = 1$  at a rate of  $\left(\frac{ds}{dt}\right)_f = 1\mu\text{s}^{-1}$ . A diagram for this protocol is shown in Fig. 9. For each subsequent anneal, we use the configuration returned from




FIG. 8. The quantum annealer hardware adjacency graph, a  $16 \times 16$  Chimera graph. The nonworking qubits are not shown here.

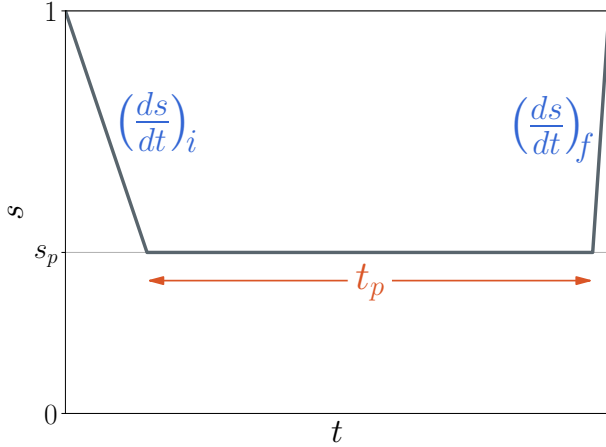


FIG. 9. Diagram of the reverse annealing schedule  $s(t)$ , showing the initial anneal to  $s_p$ , performed at a rate  $(\frac{ds}{dt})_i$ , a pause of length  $t_p$  and the final quench, performed at a rate  $(\frac{ds}{dt})_f$ . The durations of the three parts are not to scale.

the previous anneal as our initial state. Presumably doing so instead of initializing with random state decreases the thermalization time [30].

A key difference between the forward and reverse annealing protocols is that for a sufficiently large  $s_p$  the reverse annealing protocol avoids crossing the minimum gap encountered during the forward annealing protocol. This can help reduce transitions to excited states,

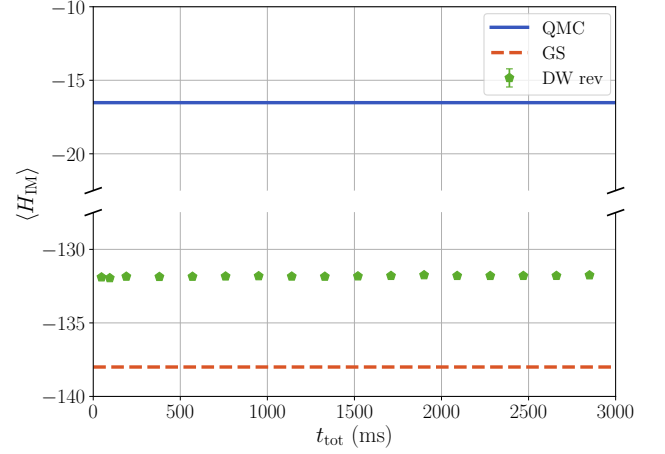


FIG. 10. Expectation value for  $H_{\text{IM}}$  for  $n = 138$  and  $s_p = 0.2$ . Solid blue curve corresponds to QMC prediction, dashed orange curve corresponds to the Ising GS energy, and data points correspond to the experimental results using the reverse annealing protocols. Error bars correspond to the 95% confidence interval calculated using a bootstrap over the 100 gauges.

which are more likely to happen when the spectral gap is smaller.

To allow the system to reach its steady state, we use increasing effective total time ( $t_{\text{tot}}$ ), defined as the product of the number of anneals  $n_a$  times the pause time per anneal ( $t_{\text{tot}} = n_a t_p$ ). There are upper limits for both the time per anneal ( $\leq 2$  ms) as well as the overall total time ( $\leq 3000$  ms). We choose a long pause time of  $t_p = 1900 \mu\text{s}$ , and only vary the number of anneals  $n_a$ , in contrast with the forward annealing protocol where  $n_a$  was fixed and a range of  $t_p$  explored. Note that the maximum  $t_{\text{tot}}$  is the same for both protocols.

We show the results for  $s_p < s_*$  in Fig. 10 and the results for  $s_p > s_*$  in Fig. 11.

We see little difference between the forward and reverse anneal protocols for  $s_p < s_*$ , which is consistent with the system thermalizing rapidly in this transverse-field-dominated regime [42], but we do find some quantitative differences for  $s_p > s_*$ , which appear to become more pronounced away from  $s_p = 0.6$ . The dependence on the annealing protocol is likely due to two different effects: i) the forward protocol must go through the minimum gap in order to reach  $s = s_p$  while the reverse protocol never does, and ii) the varying initial condition of each anneal for the reverse anneal. We see that for  $s_p \leq 0.7$ , the reverse annealing protocol appears to reach lower average energies than the forward annealing protocol, but for  $s_p = 0.8$ , the dynamics are likely too slow for it to have reached its steady state value.

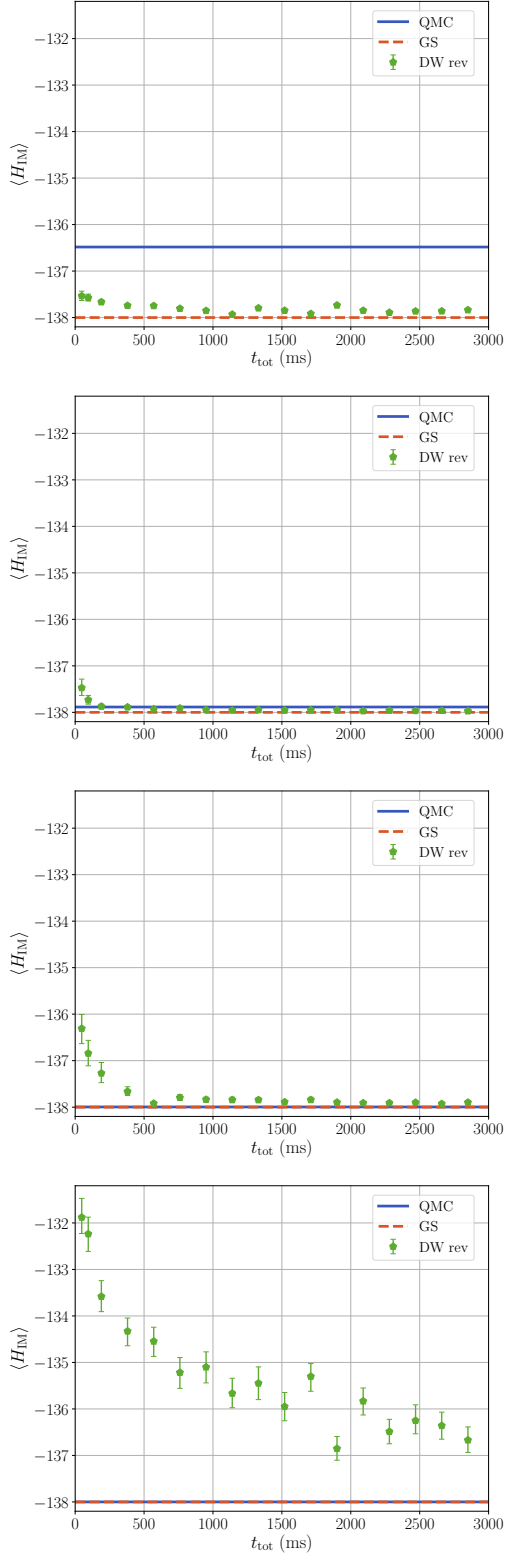


FIG. 11. From top to bottom,  $\langle H_{IM} \rangle$  comparison between experiment and theory for  $n = 138$  and  $s_p = 0.5, 0.6, 0.7$  and  $0.8$ . Solid blue curve corresponds to QMC prediction, dashed orange curve corresponds to the Ising GS energy, and data points correspond to the DW results using the forward annealing protocols. Error bars correspond to the 95% confidence interval calculated using a bootstrap over the 100 gauges.

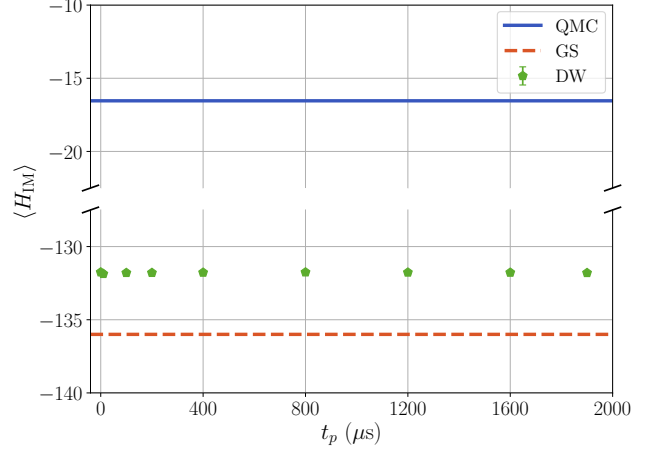


FIG. 12. At  $s_p = 0.2$ , the  $n = 138$  frustrated chain exhibits similar behavior to the non-frustrated case. While QMC calculations show  $\langle H_{IM} \rangle$  far from the GS of  $H_{IM}$ , experimental results match what we would find at a much later point in the anneal.

### Appendix C: Frustrated Chains

We repeated the study reported on in the main text using frustrated Ising chains. The two models are identical except that while the nonfrustrated model can be mapped to couplers having  $J_{i,i+1} = -1 \forall i$ , in the frustrated case one of the couplings is antiferromagnetic and equals  $+1$ . In this case, the GS configuration cannot satisfy all edges; it is  $2n$ -degenerate, with  $E_0 = -n + 2$ . We find that for this model as well the results and conclusions are qualitatively very similar to the non-frustrated ones, with  $\langle H_{IM} \rangle$  very far from the value obtained through QMC before the minimum gap (see Fig. 12).

### Appendix D: Effect of Temperature

The D-Wave 2000Q device operates at a temperature of approximately 12mK which is the value we used in our QMC simulations. However, temperature is not directly measured during the experiment, and fluctuations could have an effect on our measurements [54]. To eliminate fluctuations in temperature as a possible source of discrepancy, we repeat the simulations for a range of temperatures, and confirm that the change in  $\langle H_{IM} \rangle$  is minimal and does not correspond to the behavior we observe experimentally, especially the low  $\langle H_{IM} \rangle$  value early in the anneal (Fig. 13).

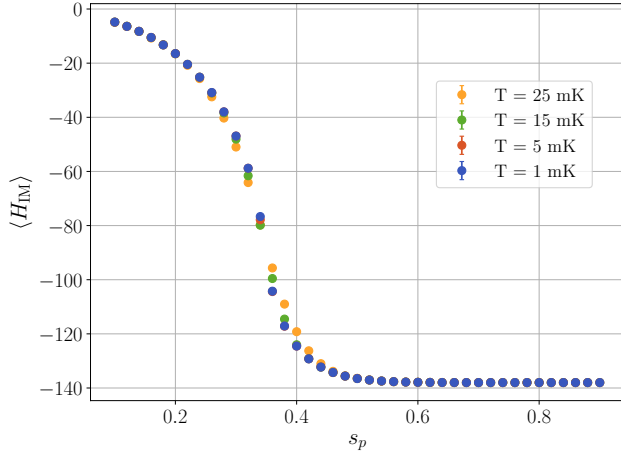


FIG. 13. QMC results for the  $n = 138$  chain at different temperatures are shown, with very slight differences within the range of temperatures at which the annealer could potentially operate.