

# Optical Kerr nonlinearity of arrays of all-dielectric high index nanodisks in vicinity of anapole state

Andrey V. Panov\*

*Institute for Automation and Control Processes, Far East Branch of Russian Academy of Sciences, 5, Radio st., Vladivostok, 690041, Russia*

The nonlinear optical properties of the high index nanoparticles are boosted at the anapole state. Researchers intensively study this phenomenon as promising for various applications. In this work, the nonlinear optical Kerr effect of disordered and square lattice metasurfaces of GaP nanodisks is investigated in the vicinity of the anapole state at the wavelength of 532 nm. When the sizes of the nanodisks are close to the anapole state, the effective second order refractive index of the metasurface increases exponentially. On approaching the anapole state, the sign of the effective second order refractive index is inverted. The absolute value of the effective nonlinear Kerr coefficient of the square lattice metasurface is higher than that of the disordered array of nanodisks. The absolute value of the effective second order refractive index in proximity to the anapole state is an order of magnitude higher than that at non-anapole resonances of the disordered metasurfaces consisting of the nanodisks or spheres.

In recent years, considerable attention of researchers has been given to the study of the anapole states of high-index all-dielectric nanostructures. The term anapole means the radiationless state of the nanoparticle. This state arises from the destructive interference of the radiation fields of electric dipole resonance with an oscillating toroidal dipole moment leading to vanishing scattering. The toroidal multipoles are the combinations of the higher order terms of an expansion of the electric multipole modes with respect to the electromagnetic size of the source [1]. The optical anapole modes result in enormous confinement of electric energy inside the scatterer. The usage of anapole states has been proposed for designing the metamaterials or metasurfaces with anapole-induced transparency [2, 3], invisibility [4] and enhanced nonlinear effects. Baranov et al. [5] demonstrated two orders of magnitude enhancement of Raman scattering intensity by Si disk array at the anapole state compared to unpatterned Si film. Simultaneously, the elastic scattering by Si nanodisks was suppressed due to destructive interference between the dipole electric and toroidal modes. Grinblat et al. showed that third-harmonic conversion efficiency of a germanium nanodisk at the anapole state at an excitation wavelength of 1650 nm is four orders of magnitude greater than the case of an unstructured Ge film [6]. Also, the anapole states at nanodisks or nanodimers of non-centrosymmetric materials (e.g. AlGaAs) can be utilized for enhanced second-harmonic generation [7, 8]. Timofeeva et al. [8] observed that the conversion efficiency of the second-harmonic generation of the AlGaAs standing disks is around  $5 \times 10^3$  larger than that of the continuous layer of this material. Grinblat et al. [9] demonstrated that in the vicinity of the first-order anapole mode single Si nanodisks covered with a layer of Au can be used for ultrafast all-optical switching due to the nonlinear optical Kerr effect.

Recently, a computational method based on three-dimensional finite-difference time-domain (FDTD) simulations of light propagation for retrieving the effective Kerr nonlinearity of nanocomposite media was proposed [10]. Previously, by three-dimensional FDTD modeling, the optical Kerr effect of disordered nanocomposites consisting of high index

Mie-resonant spheres was studied [11]. It was shown that the intensity dependent effective refractive index grows on the orders of magnitude in approaching Mie resonances. In vicinity of the resonances, the sign of the second order refractive index is inverted.

In this work, the optical Kerr effect of the random and ordered metasurfaces consisting of GaP nanodisks is investigated in the vicinity of the anapole state. This is done by means of three-dimensional finite-difference time domain simulations. In this method, the phase change for different intensities of incident Gaussian beam is calculated after the transmission through the sample under investigation. The dependence of the phase change on the incident light intensity  $I$  gives the estimate of the nonlinear refractive index as defined by

$$n = n_0 + n_2 I,$$

where  $n_0$  is the linear refractive index,  $n_2$  is the second-order nonlinear refractive index. The computations of the nonlinear index of refraction are performed at several locations on the transmitted beam axis allowing one to estimate the mean value and the standard deviation of  $n_2$ . Detailed description of the calculation procedure of the nonlinear refractive index is given in Ref. [10].

For modeling in this work, gallium phosphide (GaP) was selected as it has high third-order nonlinearity and is transparent in visible range. The linear refractive index of GaP nanodisks at  $\lambda = 532$  nm  $n_{0\text{in}} = 3.49$  [12], the extinction coefficient was neglected as its magnitude is small (0.0026). The value of second-order nonlinear refractive index  $n_{2\text{in}}$  was set to  $6.5 \times 10^{-17}$  m<sup>2</sup>/W corresponding to the measurements of the third-order optical susceptibility in the visible range  $\chi_{\text{in}}^{(3)} \approx 2 \times 10^{-10}$  esu [13]. The size of the FDTD computational domain was  $2 \times 2 \times 15$   $\mu\text{m}$ , the space resolution of the simulations was 2.5 nm. The examined samples were disordered monolayers or square lattice comprising the identical GaP nanodisks. The lattice constant was 310 nm with 36 disks on the  $2 \times 2$   $\mu\text{m}^2$  area. The number of disks randomly arranged on the  $2 \times 2$   $\mu\text{m}^2$  area was 30 or 17. The nanodisks did not overlap or touch each other. The reduced number of particles (17) was used for the large disk sizes in order to arrange them on the fixed area. The radii of the disks were varied and the

\* Electronic mail: andrej.panov@gmail.com

thickness of the disks and their monolayers  $h$  was always 50 nm as before the anapole states were observed for flat cylinders [14]. The Gaussian beam linearly polarized along  $y$  direction with the beam radius at the beam waist of 5.5 nm falls perpendicularly on the disk monolayer. The nanodisks were surrounded by vacuum.

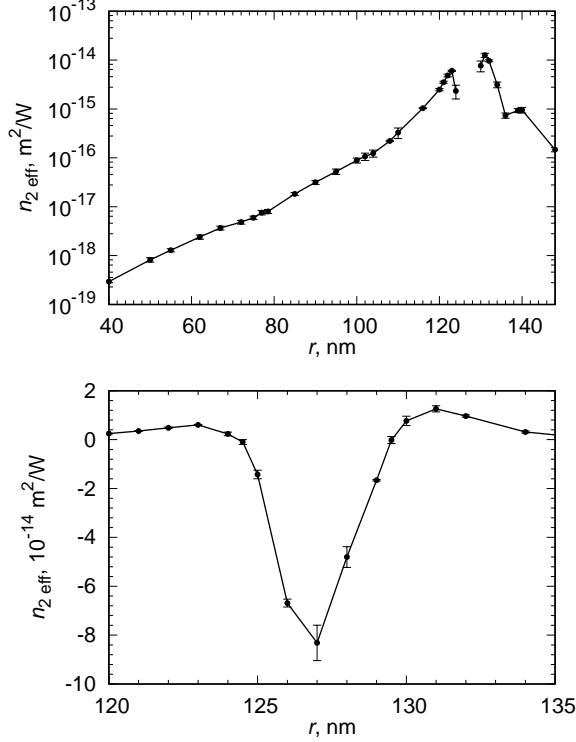


Figure 1. The effective second-order refractive index  $n_{2\text{eff}}$  of the disordered metasurfaces as a function of the GaP disk radius  $r$  at  $\lambda = 532$  nm for 30 particles arranged on the  $2 \times 2 \mu\text{m}^2$  area. On the first graph, the negative values of  $n_{2\text{eff}}$  are not displayed. The second graph shows the same data in the vicinity of the anapole state. The error bars show the standard deviations.

The dependencies of the effective second-order nonlinear refractive index of the metasurfaces with disordered arrangements or square lattices of the nanodisks on their sizes at  $\lambda = 532$  nm are depicted in Figs. 1, 2, 3. The data are plotted on a logarithmic scale for positive values of  $n_{2\text{eff}}$ . At resonances, the effective second-order nonlinear refractive index can have a negative sign. The vicinity of the resonance with negative values of  $n_{2\text{eff}}$  is shown separately on a linear scale in Figs 1, 2, 3. Until the radii of about 120 nm, the effective second-order nonlinear refractive index of the metasurfaces nearly exponentially grows (Figs. 1, 2). About  $r = 125$  nm,  $n_{2\text{eff}}$  abruptly drops to negative values. Then, the effective second-order nonlinear refractive index becomes positive again. The similar behavior of  $n_{2\text{eff}}$  of metasurfaces comprising GaP nanospheres at the Mie resonances was observed in Ref. [11]. The size of this resonance for square lattice (Fig. 2) is slightly higher than for the disordered arrangement (Fig. 1). This is a typical behavior for densely packed nanoparticles whose resonance sizes are shifted to larger val-

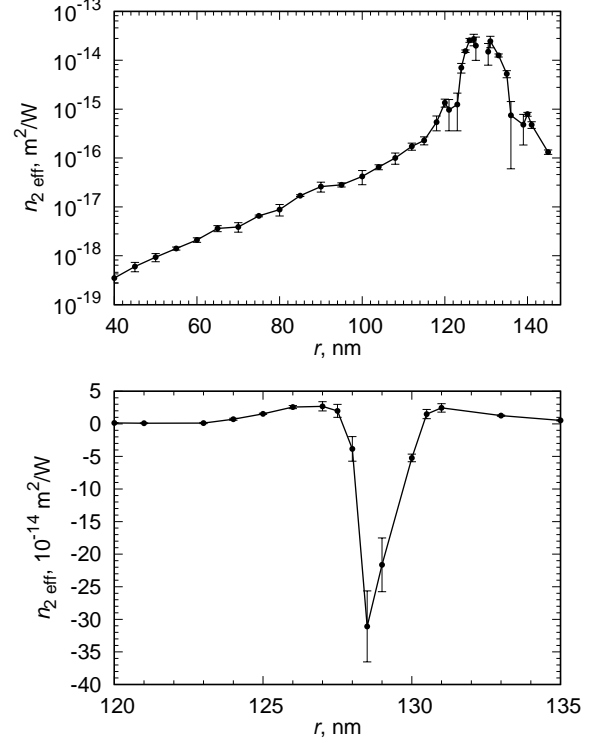


Figure 2. The effective second-order refractive index  $n_{2\text{eff}}$  of the square lattices of the GaP disks with the lattice parameter of 310 nm as a function of radius  $r$  at  $\lambda = 532$  nm for 36 particles arranged on the  $2 \times 2 \mu\text{m}^2$  area. On the first graph, the negative values of  $n_{2\text{eff}}$  are not displayed. The second graph shows the same data in the vicinity of the anapole state. The error bars show the standard deviations.

ues. At this resonance, the absolute values of  $n_{2\text{eff}}$  for the square lattice are several times higher than those of the disordered metasurface.

After that, the effective second-order nonlinear refractive index of the disordered metasurface decreases until  $r = 160$  nm (Fig. 3). About  $r = 195$  nm, there is another resonance with negative sign of  $n_{2\text{eff}}$ .

The sizes of disks with Mie-type resonances at the wavelength of 532 nm should be identified. This may be done by studying the field profiles. Figure 4 illustrates the time-average electric or magnetic energy distributions inside standalone nanodisks at the sizes close to Mie-type resonances. The dipole magnetic resonance is observed near  $r = 50$  nm, the electric dipole resonance can be identified about  $r = 92$  nm.

The field profiles for the strong resonance just about  $r = 125$  nm are similar to those calculated for anapole states in Si nanodisks [14, 15]. The optical parameters used for Si nanodisk modeling ( $n = 4$ ,  $\lambda = 550$  nm,  $r \approx 100$  nm and  $h = 50$  nm) are close to properties of the GaP particles at this resonance. Fig. 5 shows a dip of extinction efficiency  $Q_{\text{ext}}$  of the standalone GaP nanodisks with  $r = 132$  nm at  $\lambda = 532$  nm. This is due to the scattering suppression at the anapole mode. The size of the local minimum of  $Q_{\text{ext}}$  is slightly higher than that of maximum enhancement of the optical Kerr effect. The

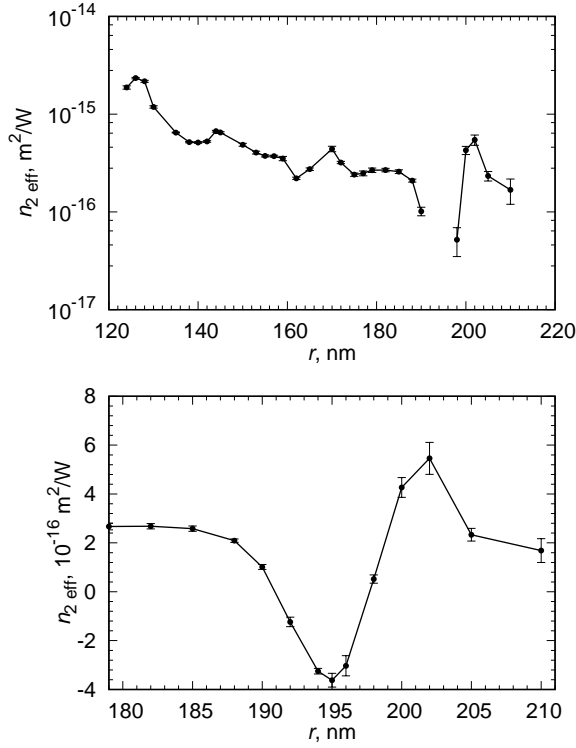


Figure 3. The effective second-order refractive index  $n_{2\text{eff}}$  of the disordered metasurfaces as a function of the GaP disk radius  $r$  at  $\lambda = 532$  nm for 17 particles arranged on the  $2 \times 2 \mu\text{m}^2$  area. On the first graph, the negative values of  $n_{2\text{eff}}$  are not displayed. The second graph shows the same data in the vicinity of a resonance. The error bars show the standard deviations.

similar phenomenon was observed both by numeric simulations and experimentally for maxima of Raman signal from silicon nanodisks at the anapole state [5]. This difference may be associated with the suppressed extinction of the particle at the anapole state and, as a consequence, the nonlinear effects confine within a disk. Since in FDTD simulations the ratio of sizes to the wavelength is constant, on the spectral dependence, the maximum nonlinear effect will be observed for a light frequency slightly higher than that of the anapole state. Therefore, the GaP particle mode at this size can be recognized as the lowest order anapole state.

The time-average distribution of electric  $|E|^2$  energy density for disk with  $r = 190$  nm is similar to the field profiles obtained for germanium nanodisks and denoted as a high-order mode (HOM) in Ref. [16] or  $\text{ED}_2$  in Ref. [6]. The extinction efficiency is enhanced for the disk with  $r = 190$  nm (Fig. 5). This is not an anapole mode. Nevertheless, there is also a transition to negative values of  $n_{2\text{eff}}(r)$  at this resonance.

Both dipole resonances do not reveal themselves on the dependencies  $n_{2\text{eff}}(r)$  (Figs. 1, 2). As shown in Ref. [17], for the magnetic and electric dipole modes in thin Si cylinders, the large fractions of current loops lie outside the particle. Thus, there is no large field enhancement within the particle and the nonlinear effects are not magnified. In contrast, the anapole state results in the giant enhancement of the effective second-

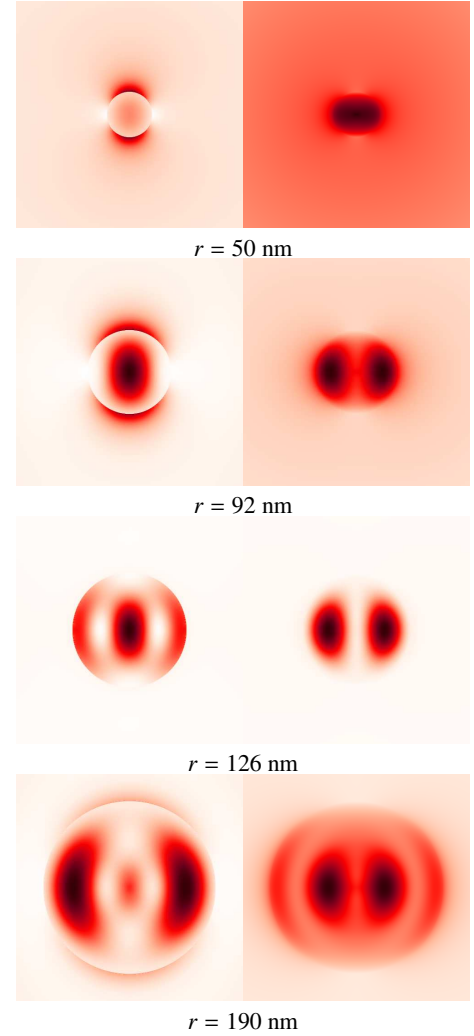


Figure 4. (Color online) Time-average distributions of electric  $|E|^2$  (left parts) and magnetic  $|H|^2$  (right parts) energy densities in the standalone GaP disks at resonances. The distributions are calculated within the plane intersecting geometric center of the disk and parallel to its base. The incident Gaussian beam is polarized along the vertical direction.

order nonlinear refractive index and the inversion of its sign. It should be emphasized that  $|n_{2\text{eff}}(r)|$  at the anapole state exceeds that of the metasurface consisting of GaP nanospheres at the dipole magnetic resonance [11]. In Ref. [11], the anapole state for spheres was not observed while according to theory [18] it is expected at  $r = 115$  nm for GaP at  $\lambda = 532$  nm. The excitation of the anapole mode in spherical particles with a plane wave is complicated [15]. On the other hand, the anapole states dominate in disk particles as other modes are suppressed.

The resonance at  $r = 195$  nm also exhibit the inversion of  $n_{2\text{eff}}(r)$  sign. The values of  $|n_{2\text{eff}}(r)|$  are below those at the anapole state by an order of magnitude and close to ones observed at the Mie resonances in the disordered metasurfaces consisting of the spheres [11].

The comparison with metasurfaces consisting of spheri-

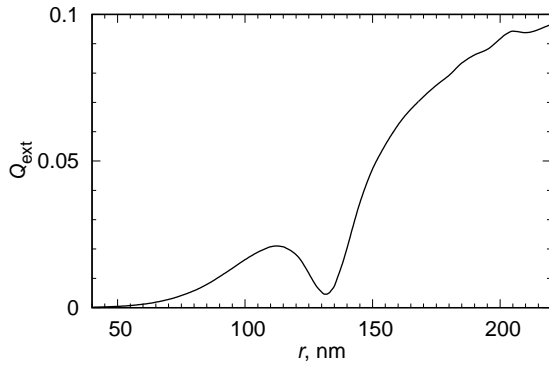


Figure 5. The extinction efficiency  $Q_{\text{ext}}$  of the standalone GaP nanodisk of thickness 50 nm versus its radius  $r$  at  $\lambda = 532$  nm. Light incidence is normal to the top surface of the disk.

cal particles [11] shows that nanodisks at the anapole mode possess the higher optical nonlinearity. The nanospheres at the first Mie resonances have smaller sizes than disks at the anapole state. Nevertheless, the fabrication of the nanodisks

on substrate is simpler. The FDTD modeling shows a minor influence of the substrate with  $n = 1.5$  on the field profiles for GaP nanodisks.

In conclusion, the second order refractive index of disordered and square lattice metasurfaces of GaP nanodisks in the vicinity of the anapole state grows exponentially. At the magnetic and electric dipole resonances of the disks, the effective second order refractive index does not show abrupt jumps. The sign of nonlinear Kerr coefficient is inverted at the anapole state as well as at non-anapole higher order resonance. The absolute value of the second order refractive index at the anapole mode by an order of magnitude exceeds that of the non-anapole resonance of the arrays of nanodisks or nanospheres.

#### Acknowledgements

The results were obtained with the use of IACP FEB RAS Shared Resource Center “Far Eastern Computing Resource” equipment (<https://www.cc.dvo.ru>).

- 
- [1] Ivan Fernandez-Corbaton, Stefan Nanz, and Carsten Rockstuhl, “On the dynamic toroidal multipoles from localized electric current distributions,” *Sci. Rep.* **7**, 7527 (2017).
  - [2] Vassili A Fedotov, AV Rogacheva, V Savinov, DP Tsai, and Nikolay I Zheludev, “Resonant transparency and non-trivial non-radiating excitations in toroidal metamaterials,” *Sci. Rep.* **3**, 2967 (2013).
  - [3] Anar K. Ospanova, Alina Karabchevsky, and Alexey A. Basharin, “Metamaterial engineered transparency due to the nullifying of multipole moments,” *Opt. Lett.* **43**, 503–506 (2018).
  - [4] Wei Liu, Jianfa Zhang, Bing Lei, Haojun Hu, and Andrey E. Miroshnichenko, “Invisible nanowires with interfering electric and toroidal dipoles,” *Opt. Lett.* **40**, 2293–2296 (2015).
  - [5] Denis G Baranov, Ruggero Verre, Pawel Karpinski, and Mikael Käll, “Anapole-enhanced intrinsic raman scattering from silicon nanodisks,” *ACS Photonics* **5**, 2730–2736 (2018).
  - [6] Gustavo Grinblat, Yi Li, Michael P. Nielsen, Rupert F. Oulton, and Stefan A. Maier, “Enhanced third harmonic generation in single germanium nanodisks excited at the anapole mode,” *Nano Lett.* **16**, 4635–4640 (2016).
  - [7] Davide Rocco, Valerio F. Gili, Lavinia Ghirardini, Luca Carletti, Ivan Favero, Andrea Locatelli, Giuseppe Marino, Dragomir N. Neshev, Michele Celebrano, Marco Finazzi, Giuseppe Leo, and Costantino De Angelis, “Tuning the second-harmonic generation in algaas nanodimers via non-radiative state optimization,” *Photon. Res.* **6**, B6–B12 (2018).
  - [8] Maria Timofeeva, Lukas Lang, Flavia Timpu, Claude Renaut, Alexei Bouravleuv, Igor Shtrom, George Cirlin, and Rachel Grange, “Anapoles in free-standing III–V nanodisks enhancing second-harmonic generation,” *Nano Lett.* **18**, 3695–3702 (2018).
  - [9] Gustavo Grinblat, Rodrigo Bert, Michael P. Nielsen, Yi Li, Rupert F. Oulton, and Stefan A. Maier, “Sub-20 fs all-optical switching in a single au-clad si nanodisk,” *Nano Lett.* **18**, 7896–7900 (2018).
  - [10] Andrey V. Panov, “Retrieving nonlinear refractive index of nanocomposites using finite-difference time-domain simulations,” *Opt. Lett.* **43**, 2515–2518 (2018).
  - [11] Andrey V. Panov, “Giant enhancement and sign inversion of optical Kerr nonlinearity in random high index nanocomposites near Mie resonances,” *arXiv preprint arXiv:1810.10201* (2018), [arXiv:1810.10201 \[physics.optics\]](https://arxiv.org/abs/1810.10201).
  - [12] D. E. Aspnes and A. A. Studna, “Dielectric functions and optical parameters of Si, Ge, GaP, GaAs, GaSb, InP, InAs, and InSb from 1.5 to 6.0 eV,” *Phys. Rev. B* **27**, 985–1009 (1983).
  - [13] J. Kuhl, B. K. Rhee, and W. E. Bron, “Measurement of the third-order electronic susceptibility of GaP by picosecond CARS spectroscopy,” in *Time-Resolved Vibrational Spectroscopy*, edited by Alfred Laubereau and Manfred Stockburger (Springer Berlin Heidelberg, Berlin, Heidelberg, 1985) pp. 30–34.
  - [14] Andrey E Miroshnichenko, Andrey B Evlyukhin, Ye Feng Yu, Reuben M Bakker, Arkadi Chipouline, Arseniy I Kuznetsov, Boris Luk’yanchuk, Boris N Chichkov, and Yuri S Kivshar, “Nonradiating anapole modes in dielectric nanoparticles,” *Nat. Commun.* **6**, 8069 (2015).
  - [15] Kseniia V. Baryshnikova, Daria A. Smirnova, Boris S. Luk’yanchuk, and Yuri S. Kivshar, “Optical anapoles: Concepts and applications,” *Adv. Optical Mater.* **7**, 1801350 (2019).
  - [16] Gustavo Grinblat, Yi Li, Michael P. Nielsen, Rupert F. Oulton, and Stefan A. Maier, “Efficient third harmonic generation and nonlinear subwavelength imaging at a higher-order anapole mode in a single germanium nanodisk,” *ACS Nano* **11**, 953–960 (2017).
  - [17] J. van de Groep and A. Polman, “Designing dielectric resonators on substrates: Combining magnetic and electric resonances,” *Opt. Express* **21**, 26285–26302 (2013).
  - [18] Boris Luk’yanchuk, Ramón Paniagua-Domínguez, Arseniy I. Kuznetsov, Andrey E. Miroshnichenko, and Yuri S. Kivshar,

“Hybrid anapole modes of high-index dielectric nanoparticles,”

Phys. Rev. A **95**, 063820 (2017).