

An Experimental Study of Network Coded REST HTTP in Dynamic IoT Systems

Cao Vien Phung, Jasenka Dizdarevic and Admela Jukan
 Technische Universität Braunschweig, Germany
 Email: {c.phung, j.dizdarevic, a.jukan}@tu-bs.de

Abstract—REST HTTP is the communication protocol of choice for software developers today. In IoT systems with unreliable connectivity, however, a stateless protocol like REST HTTP needs to send a request message multiple times, and it only stops the retransmissions when an acknowledgement arrives at the sender. In our previous work, we studied the usage of random linear network coding (RLNC) for REST HTTP protocol to reducing the amount of unnecessarily retransmissions. In this paper, we experimentally validate the study and analyze REST HTTP with and without RLNC in a simple testbed in dynamic IoT systems. The measurements show notable improvements in bandwidth utilization in terms of reducing the retransmissions and delay when using network-coded REST HTTP.

Index Terms—REST HTTP, network coding, IoT.

I. INTRODUCTION

Due to the large volumes of data that will be generated with Internet-of-Things (IoT) devices, – more than 25 billion devices reportedly by the end of 2020 [1], and their technological heterogeneity, it is necessary to build communication systems and architectures that would support numerous communication techniques adoptable in different network environments. One of the most popular communication protocols in computing systems is REST HTTP (REST and HTTP stand for Representational State Transfer and Hypertext Transfer Protocol, respectively) and, despite its various critical performance shortcomings, is known as the communication protocol of choice for developers. Its popularity in the software developers community is rooted in its good performance tested in traditional cloud computing systems.

Implementations of REST HTTP in dynamic wireless sensor network environments, with uncertain network conditions are however particularly challenging. This is because a stateless protocol like REST HTTP needs to send a request message multiple times, and it only stops the retransmissions when an acknowledgement arrives at the sender. Retransmissions on the other hand are highly undesirable, due to limited resources both on the computing and communication sides of IoT. To address this issue, our previous work [2] studied the application of REST HTTP with and without random linear network coding (RLNC), a coding technique invented in [3]. In this paper, we studied the same protocol application in IoT systems, however, experimentally. The experiments present a few interesting findings. First, REST HTTP with network coding can reduce not only the number of unnecessary additional messages but also delay. Second, the overhead of coding and decoding time affects significantly the performance

of REST HTTP with RLNC, while the overhead of traffic for responding acknowledgements for the traditional REST HTTP is shown to be higher than in case with REST HTTP with RLNC. Finally, in addition to the number of additional request messages analyzed, an experimental analysis can evaluate the protocol overhead of request messages also in bytes, which is practically relevant. While the idea of combining application layer protocols with network coding is rather new, such as adapting REST unsafe methods, used in CoAP (Constrained Application Protocol) and HTTP implementations [2], [4], it has not been tested yet experimentally.

The remainder of this paper is organized as follows. Section II presents the experimental setup scenario. In Section III, we compare the performance of REST and NC_REST experimentally. Section IV concludes the paper.

II. EXPERIMENTAL SETUP

A. Background and Reference Scenario

The concept and numerical analysis proposed in [2], [4] are based on performing RLNC over REST and rather than sending native messages, the aim is to send coded messages. This would allow the prediction of the loss rate and subsequent modification of the number of additional messages that have to be retransmitted in dynamic scenarios with intermittent connection between a mobile IoT client device and a server edge or cloud computing node in mind. While the idea of reducing the number of messages sent with REST mechanism has been put in place, compressing data in mobile edge networks has been proposed also in [5] and [6]. Different practices of RLNC utilization, as a well known technique for improving the communication reliability are also finding its place in novel computing paradigms for IoT based systems, as can be seen in [7], [8] and its applications in optimizing data delivery and collection processes. In this paper, we instead focus on the potential network coding can have on application layer message exchange in terms of extending our REST HTTP with RLNC numerical analysis to compare the experimental one.

Let us now briefly summarize the scenario of traditional REST HTTP (REST) and REST HTTP with network coding (NC_REST) as earlier studied in [2]. This summary is beneficial as we also make some small modifications from [2] to improve the system of NC_REST. As in previous work we start with the definition for the concept of "Seeing a packet" [9] as it is necessary for this paper as well:

Definition 1 (Seeing a packet): A node is said to have seen a packet p_k if it has enough information to compute a linear combination of the form $(p_k + q)$, where $q = \sum_{l>k} \delta_l p_l$, with $\delta_l \in F_q$ for all $l > k$. Thus, q is a linear combination involving packets with indices larger than k .

In order to understand Definition 1, we give an example: Assume that the server collects two coded packets $d_1 = p_1 + 2p_2$ and $d_2 = p_1 + 4p_2 + 5p_3 + p_4$. After Gauss-Jordan elimination (GJE), we get a two new ones $d'_1 = p_1 - 5p_3 - p_4$ and $d'_2 = p_2 + \frac{5}{2}p_3 + \frac{1}{2}p_4$. We observe that d'_1 and d'_2 follow the structure $p_k + q$ of Definition 1. So, packets p_1 and p_2 are seen while packets p_3 and p_4 are not seen.

The dynamic scenario of REST HTTP with and without network coding, where connectivity issues often cause message losses, is shown in Figure 1, taken from [2]. Figure 1 shows an example where one mobile client device wants to send four request messages p_1, p_2, p_3 and p_4 related to unsafe methods (e.g. POST, PUT methods) with four different connections to one static server. To satisfy a certain reliability for this kind of system, retransmission can be performed several times after each timeout event until REST HTTP client receives its acknowledgement from the server [10]. Nevertheless, sometimes retransmission can cause a redundancy in network traffic. As analyzed in [2], the traditional REST HTTP in Figure 1a shows that message p_2 is unnecessarily updated again because it has already arrived at the server, while the client cannot make sure what is happening at the server side in unstable connections, therefore resending it one more time and causing a bandwidth waste. As a result, to resolve this issue, a solution of REST HTTP with RLNC can be used, as presented in Figure 1b. In this figure, we see that a new coded message includes a new native message, and this feature helps us to reduce the number of additional retransmissions. At the time of collecting the two random linear combinations $p_1 + 2p_2$ and $p_1 + 4p_2 + 5p_3 + p_4$ (the coding coefficients are randomly chosen for the whole message), the server performs GJE on them, to find out messages p_1 and p_2 are seen and messages p_3 and p_4 are unseen (please refer to definition 1 for concept of "Seeing a packet"). After that, the server can immediately respond to the client, even when it has not decoded the coded messages to get the desired request messages yet, i.e. response message Response(2,4), where $seen_newest = 2$ identifies message p_2 as the newest seen message and $unseen_newest = 4$ identifies message p_4 as the newest unseen message. In order to compensate message losses, at the client side, we analyze the mentioned response message, and then redispach two additional random linear combinations $2p_3 + 3p_4$ and $5p_3 + 6p_4$, using computation of the number of additional coded messages $R = unseen_newest - seen_newest = 4 - 2 = 2$ (Note that after the response message Response(2,4) arrived at the client side, messages p_1 and p_2 have been deleted from the client coding buffer, therefore they are not used in these additional linear combinations). When the client receives the response message Response(4), that means $seen_newest = unseen_newest = 4$ and all of original request messages have already been decoded.

We now present our modifications from [2] to simplify the coding header, response message and decoding algorithm complexity in the case of high connection loss probability:

- For practicality, we redesign the coding header for a random linear combination: " $\overbrace{ID_{oldest}, ID_{newest}}^{Length_{ID_{oldest}}, Length_{ID_{oldest}+1}, \dots, Length_{ID_{newest}}}$; $\overbrace{\delta_{ID_{oldest}}, \delta_{ID_{oldest}+1}, \dots, \delta_{ID_{newest}}}$ ". The first part is ID list (list of message identifiers) involved in a random linear combination, where ID_{oldest} is the index of oldest request message and ID_{newest} is the index of newest request message. The second part denotes the length list of request messages involved in a random linear combination; this field is necessary for decoding process in order for the server to prune dummy zero symbols that the client appends to the shorter request messages for the coding process. The third part shows the coding coefficient list involved in a random linear combination.
- Response message: if $seen_newest = unseen_newest$, then response message only needs to contain one value of $seen_newest$ or $unseen_newest$. For example, response message Response(4) in Figure 1b means $seen_newest = unseen_newest = 4$.
- Buffer management method at the server side: Arrived request message will refuse the service, if the server is busy with data processing (e.g., performing GJE.), and it will be retransmitted later by the client.

As analyzed theoretically in [2], the number of additional request messages of REST and of NC_REST are computed by Eq.1 and Eq.2, respectively:

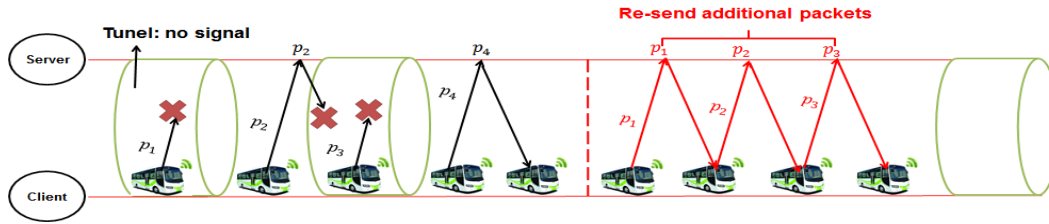
$$A_{WONC} = \frac{N}{1-p} - N \quad (1)$$

$$A_{WNC} = \frac{N}{1-(\alpha \cdot p)} - N \quad (2)$$

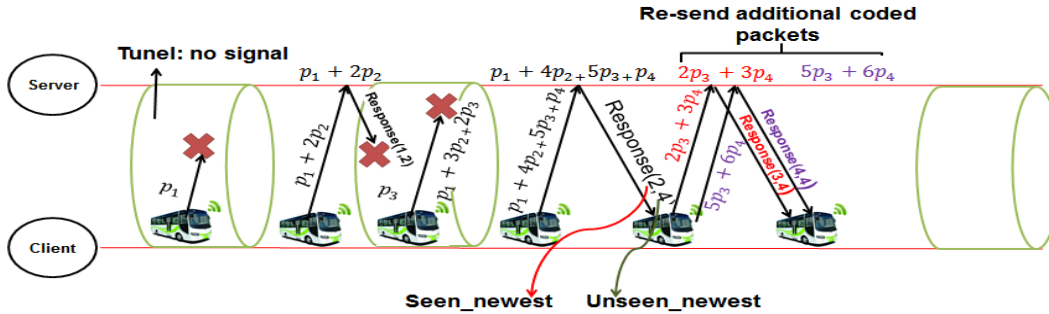
where, N is the total number of request messages that the client wants to send to the server, p represents the total loss probability including both the message loss on the way to the server and on the way to the client, α denotes the loss rate when dispatching request message to the server side.

B. Experimental setup

This section shows experimental wired network setup we used for client server communication with traditional REST HTTP and proposed REST HTTP with network coding. For our mobile client we used a laptop (Intel(R) Core(TM) i7-3667U CPU @ 2.00GHz) and connected it with a RaspberryPi 3 Model B+ (64-bit quad-core ARM Cortex-A53 processor @ 1.4GHz and 1 GB of RAM) as the static server running flask version 1.0.3 in python, via an access point router, as shown in Figure 2. To simplify the setup, we decided for wired network and instead of mimicking wireless losses we emulated the link losses with Algorithm 1, until timeout expiration to get the total loss probability p and loss rate α , and then embedded them into our experimental setup. To emulate this,



(a) REST HTTP without network coding



(b) REST HTTP with RLNC

Figure 1: Scenario of REST HTTP with and without RLNC from [2].



Figure 2: An experimental wired network setup.

```
{
  "fieldone": "ynrtehdfahkaghcddtdjuw",
  "fieldfour": "quumcuzgoitjpfzqgllscji",
  "fieldtwo": "snkjuopsiutbsdjtepgfmci",
  "fieldfive": "klbmrxcokngcfbaxduemkdi",
  "fieldthree": "hiruwcdlduokwemctuisdyr"}

```

Figure 3: Native POST data under a JSON file.

we show an example as follows: First, we randomly create a *matrix* = [0, 1, 0, 1, 0] with the desired loss probability, for instance, 40% of 1, i.e. 40% of connection losses until timeout expires, where 1 denotes the connection loss until timeout expires, and 0 denotes that there are no connection losses. As shown in Algorithm 1, at the client side when doing experiments if we meet the value of 1 from the connection loss matrix, then we will pause a time interval t , e.g. $t = \text{timeout}$, as if the connection was intermittent. Similarly, at the server side we pause for a long enough period of time so that the acknowledgement cannot go back to the client; when timeout expires, REST HTTP client forgets the previous one and then opens a new connection for retransmission. Note that Algorithm 1 should be implemented before sending the request message and the response message.

Following the REST architecture for sending POST message from the client to the server we use python request library and protocol HTTP/1.1. In order to send a native POST message in the case of REST to the Raspberry Pi, we use *message = requests.post('http://192.168.1.3 : 5000/api/sensors', timeout = T_o , data = Native_POST_Data_with_Coding_Header)*, where

Table I: Average coding time in seconds with $SCB = 5$

p	0.1	0.2	0.3	0.4	0.5	0.6	0.7
$\alpha = 0.3$	0.0123	0.0126	0.0130	0.0132	0.0134	0.0156	0.0179
$\alpha = 0.5$	0.0125	0.0125	0.0139	0.0132	0.0147	0.0145	0.0184
$\alpha = 1$	0.0120	0.0121	0.0124	0.0132	0.0183	0.0200	0.0202

Table II: Total amount of traffic in bytes for response messages to complete 100 request messages with $SCB = 5$

p	0.1	0.2	0.3	0.4	0.5	0.6	0.7
$REST, \alpha = 0.3$	1702	1861	2052	2339	2672	3262	4176
$NC_REST, \alpha = 0.3$	1599	1606	1626	1629	1737	1767	2042
$REST, \alpha = 0.5$	1670	1796	1925	2131	2385	2734	3422
$NC_REST, \alpha = 0.5$	1605	1622	1681	1688	1713	1777	2011

192.168.1.3 is Raspberry Pi's IP address, timeout event for this experimental analysis is $T_o = 15$ seconds (this value can be higher, it depends on the length of assumed connection loss) and *Native_POST_Data_with_Coding_Header* includes information data randomly generated under a JSON file, as shown in the example of Figure 3, and the header with the structure $\{Header : ID\}$ (ID is identified for the message, e.g. message p_1 has $ID = 1$). The length of JSON messages is chosen from small interval $[199, 204]$ bytes with an arrival interval of 1 second.

For requests in case of NC_REST implementation, before sending data, we perform coding to generate coded data using the source code of project Nayuki [11] over the finite field \mathbb{F}_{2^8} , where coding coefficients are randomly chosen for the whole message, as it was the case in our numerical analysis, and each coded message is only allowed to generate random linear combinations with the number of native request messages limited by the subset coding buffer value (SCB) (we design SCB so

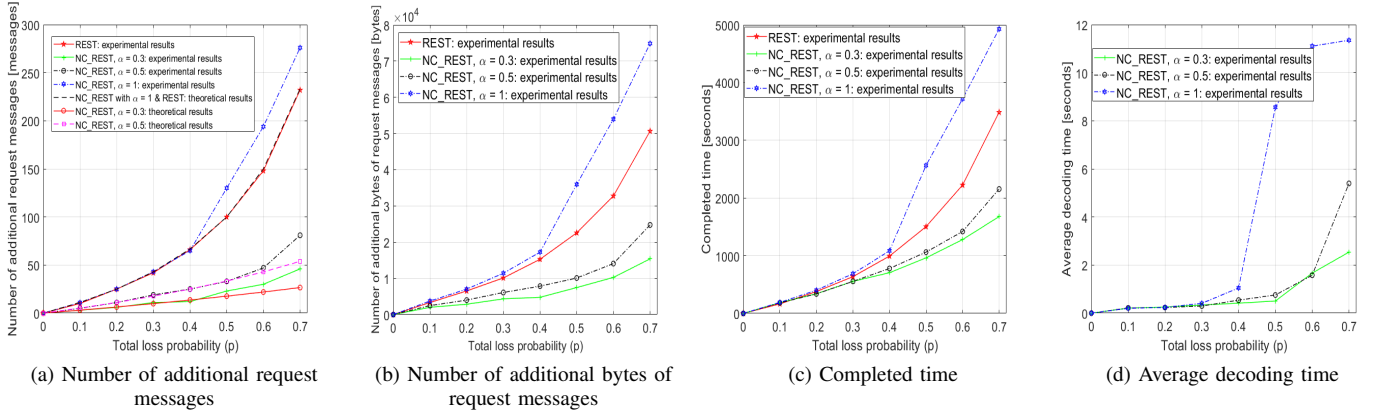


Figure 4: Comparison of NC_REST and REST, where $\alpha = 0.3; 0.5; 1$ and subset coding buffer $SCB = 5$.

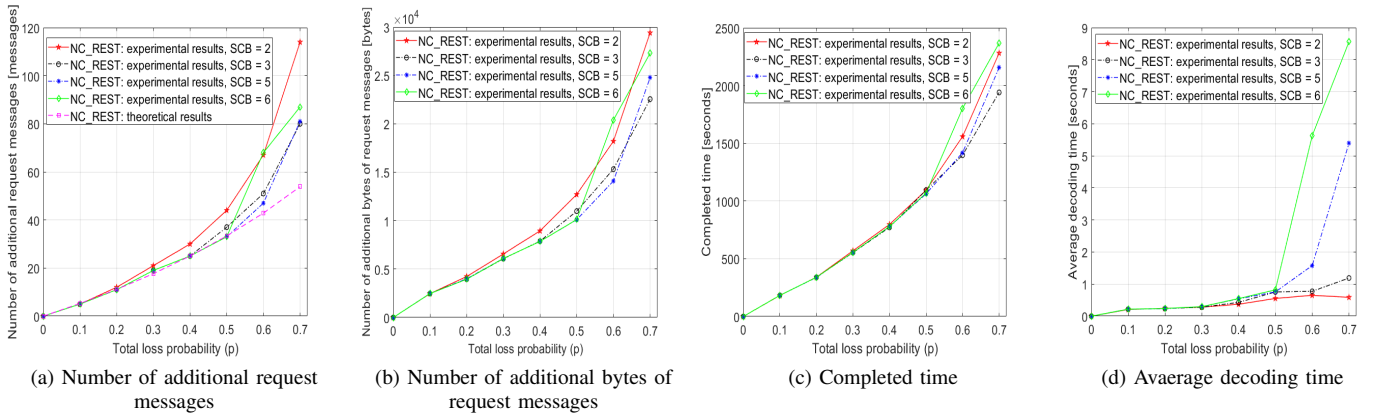


Figure 5: Comparison of NC_REST and REST, where $\alpha = 0.5$ and subset coding buffer $SCB = 2; 3; 5; 6$.

to limit the number of native request messages permitted to code in a random linear combination); this parameter is important because we cannot combine all request messages in the coding buffer, since it would lead to a high delay. The coded data is added the coding header following the structure defined in section II. After that, we send the coded data similarly as in the case of traditional REST. A request message is only deleted from our client coding buffer implementation, if its ID is less than or equal to the newest seen ID $seen_newest$ in the acknowledgement. We only send the number of additional request messages, if the client receives the response message that contains $unseen_newest - seen_newest > 0$ (Note that in our experimental implementation we use stop-and-wait mechanism, so the parameter r_ID in [2] is unnecessary to consider.)

For GJE for decoding over the finite field \mathbb{F}_{2^8} we also used Nayuki [11] code. At server side, we design a decoding matrix to store the coding coefficients and a decoding buffer to store native and coded data. To know if a coded message is linearly dependent or independent, we only need to perform GJE on the decoding matrix. If linearly dependent, the coded one will be removed from the decoding buffer. Else, GJE will be performed on the whole arrived coded data. The re-

sponse message includes two types of structure: $\{ "Number" : "seen_newest" \}$ if $seen_newest = unseen_newest$ and $\{ "Number" : "seen_newest, unseen_newest" \}$ if $seen_newest \neq unseen_newest$, where $seen_newest$ and $unseen_newest$ are found out after performing GJE on the decoding matrix. Note that, we can immediately send the response message, even when desired request messages have not been decoded yet. The dummy zero symbols will be removed by using the coding header sent from the client after each original request message is decoded. A message is deleted from the decoding buffer only when it is already decoded and its ID is less than ID_{oldest} sent from the client (The coding coefficients in the decoding matrix related to that message are also deleted.).

Let us consider 100 request messages are sent to the server. The number of retransmissions is not limited. In the dynamic environments with unreliable connections, we use REST HTTP with stop-and-wait mechanism because sending multiple requests at the same time would worsen the bandwidth utilization. The client buffer is able to store the number of unsuccessfully sent request messages. The server only refuse an arrived message, if it is busy; this means that the message will not be stored in the server buffer and be responded to the

client, instead it will be retransmitted later by the client after timeout expires.

Algorithm 1 Emulation of the connection loss until timeout expires

```

1: procedure SOLVE(Connection_loss_matrix)
2:   if we meet the value of 1 from the connection loss
     matrix Connection_loss_matrix then
3:     Pause ( $t$ ), e.g.  $t = \text{timeout}$ 
4:   end if
5: end procedure

```

III. MEASUREMENTS AND RESULTS

In this section, we compare the performance of REST and NC_REST experimentally. For theoretical results, Eq.1 and Eq.2 are used for the number of additional requests of REST and NC_REST, respectively. Figure 4 shows the theoretical and experimental results of NC_REST and REST. The number of additional requests is shown in Figure 4a, while Figure 4b shows the number of additional bytes of request messages. Completed time in seconds for 100 request messages is shown in Figure 4c and average decoding time in seconds at the server side is shown in Figure 4d, where the loss rate $\alpha = 0.3; 0.5; 1$ and $SCB = 5$. For REST, to simplify graphs, we only show one case of REST on average with values $\alpha = 0.3$, $\alpha = 0.5$ and $\alpha = 1$. The theoretical results of REST and NC_REST with $\alpha = 1$ in Figure 4a are the same because all messages lost are from the client side, so we do not have any benefit from using network coding in this case.

In Figure 4a, for total loss probability p in interval $[0.1; 0.4]$, the experimental results of NC_REST with all values α match the theory. However, when $p \geq 0.5$, the number of additional request messages of NC_REST obtained by the experiments is larger than what can be obtained from the theoretical results. For example, the experimental number of additional request messages equals 46 messages for $p = 0.7$ and $\alpha = 0.3$ while the theoretical result is about 26 messages. For $p = 0.7$ and $\alpha = 0.5$, the experimental number of additional request messages is 81 messages while the theoretical result is about 53 messages. For $p = 0.7$ and $\alpha = 1$, the experimental number of additional request messages equals 276 messages while the theoretical result is about 233 messages. This difference can be due to several reasons. First, the theoretical analysis did not take into account retransmission of request messages due to server refusing the service when busy. This happens when the total loss probability p is high, i.e., $p \geq 0.5$, therefore causing high decoding complexity and time leading to retransmitting request message multiple times. Second, the theoretical analysis cannot take into account some request messages retransmitted due to linearly dependent coded messages. Third, theory does not consider that SCB and the number of request messages N are limited, so many new coded messages do not include new native messages, leading to some request messages unnecessarily transmitted or retransmitted when the total loss probability is high. In Figure 4a, we

can see that the number of additional request messages for REST obtained by the experiments corresponds to theory. For instance, the experimental and theoretical number of additional request messages equal 148 and 150, respectively, for $p = 0.6$. The reason is because REST is simple and there are no unwanted factors that impact on its performance as the case of NC_REST.

The experimental results also validate the theoretical analysis that the lower the loss rate α is, the higher the benefits of NC_REST are. In Figure 4b with $p = 0.5$, compared with NC_REST with $\alpha = 0.3$, we can see the experimental number of additional bytes of request messages of NC_REST with $\alpha = 0.5$ increases 35.420% and with $\alpha = 1$ increases 382.062%. For our theoretical and experimental analysis, compared with REST, NC_REST often reduces the number of additional request messages. For experimental example of Figure 4b, we only consider a small total loss probability $p = 0.2$, REST has to resend 6526 bytes, but NC_REST only resends 2862 bytes for $\alpha = 0.3$ and 3999 bytes for $\alpha = 0.5$. For the experimental case of $\alpha = 1$, NC_REST has worse results than REST in term of the number of additional request messages (see Figure 4a), number of additional bytes of request messages (see Figure 4b) and completed time (see Figure 4c) because $\alpha = 1$ means all lost messages are from the client side while NC_REST always only resends for the lost request messages. Although some cases of NC_REST with $\alpha = 1$ and REST have the same experimental number of additional request messages, the experimental number of additional bytes of request messages of NC_REST is more than of REST because NC_REST consumes the amount of traffic for the coding header. For example of $p = 0.2$ in Figure 4b, NC_REST with $\alpha = 1$ and REST additionally transmit 25 request messages equivalent to 7034 additional bytes and only 6526 additional bytes, respectively.

In Figure 4c, we see that NC_REST can decrease reconnection time by reducing the number of additional bytes of request messages, except for NC_REST with $\alpha = 1$. For instance, at the point of $p = 0.5$, the completed time for 100 request messages is 962 seconds for NC_REST with $\alpha = 0.3$, 1062 seconds for NC_REST with $\alpha = 0.5$, 1503 seconds for REST and 2564 seconds for NC_REST with $\alpha = 1$. Figure 4d shows the average decoding time, one of the factors affecting the performance of NC_REST. Observe that NC_REST with $\alpha = 0.3$ has the lowest average decoding time and NC_REST with $\alpha = 1$ has the highest average decoding time. That is the reason why NC_REST with $\alpha = 0.3$ achieves the best performance in term of the number of additional request messages, number of additional bytes of request messages and completed time for 100 request messages. The high decoding time of NC_REST with $\alpha = 1$ is also one of the main factors causing the significant difference about the number of additional request messages, number of additional bytes of request messages and completed time compared with REST because it can cause many arrived request messages to be refused by the server and retransmitted later by the client and delay the completed time. We observe that the average coding

time of loss rate $\alpha = 0.3$, $\alpha = 0.5$, and $\alpha = 1$ with $SCB = 5$, as shown in Table I, is quite small, therefore it does not have a huge impact on the performance of NC_REST. With the theoretical and experimental results, we can conclude that in most cases NC_REST outperforms REST, except the case of NC_REST with $\alpha = 1$.

Table II shows the total amount of traffic in bytes for response messages to complete 100 request messages with $SCB = 5$. We can observe that NC_REST reduces not only the extra traffic of request messages but also the traffic overhead of acknowledgements. This is because REST_NC reduces the number of messages exchanged between the client and server.

Figure 5 shows the theoretical and experimental results, where the loss rate $\alpha = 0.5$; and $SCB = 2, 3, 5, 6$. We observe that in Figure 5a the experimental number of additional request messages of NC_REST with $SCB = 2$ is the highest for most cases of p , except $p = 0.1$, because as aforementioned, the small subset coding buffer value SCB is the reason that many newly coded messages cannot be included in new native messages, therefore leading to many linearly dependent coded messages unnecessary when the total loss probability p is high. In the total loss probability interval $p = [0.1; 0.4]$ of Figure 5a, the experimental results of number of additional request messages of NC_REST with $SCB = 3; 5; 6$ are the same because the total loss probability p is not so high, so a small subset coding buffer value $SCB = 3$ is enough to avoid the problem of SCB limited as discussed above. However, for the high total loss probabilities $p \geq 0.5$, $SCB = 5$ may be a good choice for reducing the number of additional request messages, while $SCB = 6$ is not. The reason is that although $SCB = 6$ can avoid the problem of SCB limited, its decoding time is quite high (this is the drawback of NC_REST sometime affecting the quality of service of IoT systems). For example of $p = 0.7$ in Figure 5d, the average decoding time of NC_REST with $SCB = 5$ is 5.394 seconds while that one of NC_REST with $SCB = 6$ is up to 8.556 seconds.

To clearly understand the benefit of NC_REST in selecting SCB , we analyze Figure 5b. For a small total loss probability $p = 0.1$, NC_REST with all subset coding buffer values has no significant difference, we can choose the lowest $SCB = 2$ with 2458 additional bytes of request messages and 182 seconds to complete 100 request messages because decoding time is quite low (see Figure 5d), we do not consume much traffic for coding coefficients. Similarly, for the total loss probability interval $p = [0.2; 0.4]$ of Figure 5b, $SCB = 3$ should be selected. For $p = 0.5$ and $p = 0.6$, in Figure 5b the best choice is $SCB = 5$. Nevertheless, for a high total loss probability $p = 0.7$, we should choose $SCB = 3$ because although the number of additional request messages of $SCB = 3$ and $SCB = 5$ is the same, the average decoding time of $SCB = 5$ is quite high, about 5.394 seconds, compared with that of $SCB = 3$, about 1.189. In general, in term of completion time in Figure 5c, $SCB = 3$ will be the best choice in most cases. Note that at the total loss probability of $p = 0.6$ in Figure 5a, the experimental number of additional request messages of $SCB = 2$ and $SCB = 6$ is similar, but

the corresponding experimental number of additional bytes of request messages of $SCB = 2$ in Figure 5b is lower because the case of $SCB = 6$ takes much more network traffic for coding header. In summary, SCB is an important parameter affecting to the performance of NC_REST. On the other hand, Figure 5a leads to an interesting conclusion that NC_REST with experimental results of $SCB = 2$ and NC_REST with theoretical results are the worst and best case, respectively, of the number of additional request messages of NC_REST.

IV. CONCLUSION

In this paper, we analyzed experimentally the traditional REST HTTP and REST HTTP with network coding in terms of traffic sent and communication time for the dynamic IoT systems. Our experiential analysis can be used to validate the theoretical results and show that REST HTTP with network coding can improve not only bandwidth utilization but also communication delay. In future work, we both need to extend the theoretical model (to include analysis of coding buffer and subset coding buffer) as well as extend the experimental setup with the limitations of coding buffer to understand better the performance of REST HTTP with network coding.

ACKNOWLEDGMENT

This work has been partially supported by the mF2C project funded by the European Union's H2020 Research and Innovation programme, under grant agreement 730929.

REFERENCES

- [1] A. Betzler, C. Gomez, I. Demirkol, and J. Paradells, "Coap congestion control for the internet of things," *IEEE Communications Magazine*, vol. 54, no. 7, pp. 154–160, July 2016.
- [2] C. V. Phung, J. Dizdarevic, F. Carpio, and A. Jukan, "Enhancing rest http with random linear network coding in dynamic edge computing environments," in *2019 42nd International Convention on Information and Communication Technology, Electronics and Microelectronics (MIPRO)*, May 2019, pp. 435–440.
- [3] T. Ho, R. Koetter, M. Medard, D. R. Karger, and M. Effros, "The benefits of coding over routing in a randomized setting," in *IEEE International Symposium on Information Theory, 2003. Proceedings.*, 2003, pp. 442–.
- [4] C. V. Phung, J. Dizdarevic, and A. Jukan, "Enhancing block-wise transfer with network coding in coop," *CoRR*, vol. abs/1905.11089, 2019. [Online]. Available: <http://arxiv.org/abs/1905.11089>
- [5] J. Ren, Y. Ruan, and G. Yu, "Data transmission in mobile edge networks: Whether and where to compress?" *IEEE Communications Letters*, vol. 23, no. 3, pp. 490–493, March 2019.
- [6] J. Azar, A. Makhoul, M. Barhamgi, and R. Couturier, "An energy efficient iot data compression approach for edge machine learning," *Future Generation Computer Systems*, vol. 96, pp. 168 – 175, 2019. [Online]. Available: <http://www.sciencedirect.com/science/article/pii/S0167739X18331716>
- [7] J. A. Cabrera, R. Schmoll, G. T. Nguyen, S. Pandi, and F. H. P. Fitzek, "Softwarization and network coding in the mobile edge cloud for the tactile internet," *Proceedings of the IEEE*, vol. 107, no. 2, pp. 350–363, Feb 2019.
- [8] D. Xu, A. Samanta, Y. Li, M. Ahmed, J. Li, and P. Hui, "Network coding for data delivery in caching at edge: Concept, model, and algorithms," *IEEE Transactions on Vehicular Technology*, vol. 68, no. 10, pp. 10 066–10 080, Oct 2019.
- [9] J. K. Sundararajan, D. Shah, M. Médard, S. Jakubczak, M. Mitzenmacher, and J. Barros, "Network Coding Meets TCP: Theory and Implementation," *Proceedings of the IEEE*, vol. 99, no. 3, pp. 490–512, mar 2011.

- [10] J. Edstrom and E. Tilevich, "Reusable and extensible fault tolerance for RESTful applications," *Proc. of the 11th IEEE Int. Conference on Trust, Security and Privacy in Computing and Communications*, 2012.
- [11] P. Nayuki, "Gauss-jordan elimination over any field." [Online]. Available: <https://www.nayuki.io/page/ gauss-jordan-elimination-over-any-field>