

Achieving the required mobility in the solar system through Direct Fusion Drive

Giancarlo Genta¹ and Roman Ya. Kezerashvili^{2,3,4},

¹*Department of Mechanical and Aerospace Engineering, Politecnico di Torino, Turin, Italy*

²*Physics Department, New York City College of Technology, The City University of New York, Brooklyn, NY, USA*

³*The Graduate School and University Center, The City University of New York, New York, NY, USA*

⁴*Samara National Research University, Samara, Russian Federation*

(Dated: March 2, 2020)

To develop a spacefaring civilization, humankind must develop technologies which enable safe, affordable and repeatable mobility through the solar system. One such technology is nuclear fusion propulsion which is at present under study mostly as a breakthrough toward the first interstellar probes. The aim of the present paper is to show that fusion drive is even more important in human planetary exploration and constitutes the natural solution to the problem of exploring and colonizing the solar system.

Nomenclature

I_s	specific impulse
m	mass
m_i	initial mass
m_l	mass of payload
m_p	mass of propellant
m_s	structural mass
m_t	mass of the thruster
m_{tank}	mass of tanks
t	time
t_d	departure time
v_e	ejection velocity
F	thrust
J	cost function
P	power of the jet
α	specific mass of the generator
γ	optimization parameter
ΔV	velocity increment
DFD	Direct Fusion Drive
IMLEO	Initial Mass in Low Earth Orbit
LEO	Low Earth Orbit
LMO	Low Mars Orbit
NEP	Nuclear Electric Propulsion
NTP	Nuclear Thermal Propulsion
SEP	Solar Electric Propulsion
SOI	Sphere of Influence
VEV	Variable Ejection Velocity

I. INTRODUCTION

To develop a spacefaring civilization, humankind must develop technologies which enable safe, affordable and repeatable mobility through the solar system. Half a century ago (the last year we were celebrating the 50th anniversary of the first human landing on the Moon) we have proven that the technology then (and today, since little has changed in this field in the last 50 years) available was barely sufficient to reach the closest celestial body, – the Moon, for a number of flag and footprint missions.

Although never yet attempted, it is possible to assess that the same technology can allow to perform some preliminary human missions to Mars [1, 2].

Although it is well known that to really explore and colonize the closest celestial bodies a wide range of technologies need to be developed [3] – technology to exploit in-situ resources, to protect the astronauts from radiation, to build manufactures on the destination planet, etc. – new technologies directly related to propulsion are required. In particular, it is essential to use nuclear energy instead of chemical energy to propel spacecraft.

Both alternatives of Nuclear Thermal and of Nuclear Electric Propulsion (NTP and NEP) based on nuclear fission reactions have been studied in detail, and the former was already bench tested with very satisfactory results. NTP and NEP can allow to improve our chances of performing human missions to Mars and beyond by reducing the travel time (and thus the exposure of the crew to cosmic radiation) while at the same time reducing the Initial Mass in Low Earth Orbit (IMLEO) and thus making interplanetary missions more affordable. An interesting comparison between the NTP and chemical approach to a human Mars mission is reported in the NASA Design Reference Architecture 5 (DRA5) [3, 4].

Also NEP allows a notable improvement with respect to chemical propulsion, and the choice between the two mentioned nuclear approaches depend mainly on political decisions about which technology to develop to a sufficient Technology Readiness Level. Both the mentioned nuclear approaches are based on fission nuclear reactions [5].

Recent advances in light weight structures and thin film solar cells make it possible to think of using Solar Electric Propulsion (SEP) also for human planetary missions and in particular for the first human missions to Mars. This is a sort of 'bridge' solution to improve the performance of interplanetary spacecraft above those of chemical propulsion, while waiting that the technology for NTP or NEP becomes available. By comparing the performance of SEP with that of chemical propulsion and NTP, the advantages in terms of IMLEO are clear, while with respect to NEP they depend only on the specific mass of the generator α , which in the short term is more favorable for solar arrays than for nuclear generators. In a longer term, the latter will be much better, but developing SEP means developing high power electric thrusters for human missions so that they will be ready when lightweight nuclear generator will become available.

At any rate there is no doubt that to become a real spacefaring civilization we must develop rocket engines based on nuclear fusion [6, 7]. The idea to use fusion power for spacecraft propulsion has a long history [8]. For the fusion propulsion there are two alternatives: similar to NTP and fusion NEP. In the last 20 years many studies have been devoted to the development of fusion nuclear power in general – mostly for general power generation – and specifically of fusion nuclear rockets. Fusion NEP requires the development of lightweight fusion reactors, which is something that today appears to be a difficult achievement. Moreover, also here the point is again just the specific mass of the generator α , and many years will pass before fusion generator will have a better value of α than fission generators [9] – apart from the fact that today no fusion generator, even with a very high α , is available. In fusion NEP, the lower is the value of α , the higher is the optimum value of the specific impulse, so even when a lightweight generator will be available, much work will be required also for improving the electric thruster.

The revolutionary Direct Fusion Drive (DFD) is a nuclear fusion engine and its concept is based on the Princeton field-reversed configuration reactor, which has the ability to produce thrust from fusion without going through an intermediary electricity-generating step [10]. The engine development is related to the ongoing fusion research at Princeton Plasma Physics Laboratory. The DFD uses a novel magnetic confinement and heating system, fueled with a mixture of isotopes of helium and hydrogen nuclei, to produce a high specific power, variable thrust and specific impulse, and a low-radiation spacecraft propulsion system. The simplest type of fusion drive is using small uncontrolled thermonuclear explosions to push forward the spacecraft, as was planned in the Orion Project [5], but even if a continuous, controlled reaction is used, DFD seems to be much easier to realize and D – ^3He direct fusion thrusters seem to be the thrusters which will allow to colonize, in the medium term, the solar system.

While most of the studies related to DFD deal with missions to the outer solar system or the near interstellar space, the aim of the present paper is studying in some detail fast human missions to Mars and to the Asteroid Belt. The result is that nuclear fusion propulsion is the enabling technology to start the colonization of the solar system and the creation of a solar system economy.

The paper is organized in the following way: In Section II we describe the thruster and its main characteristics. Section III is devoted to considerations of three cases for the Earth – Mars mission: i. the ideal variable ejection velocity (VEV) operations; ii. limited VEV operations; iii. slow cargo spacecraft mission. The mission to 16 Psyche asteroid is considered in Section IV, and finally conclusions

are given in Section V.

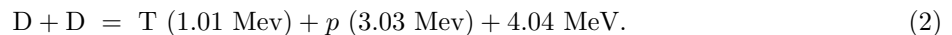
II. THE THRUSTER

The solar system exploration and beyond, from robotic space voyages to manned interplanetary missions, requires high-thrust, high-exhaust velocity engines. Our experience suggest that any engine engineered should be based on the well-understood physics of today. The emphasis on known physics and affordability limits the scope still further to nuclear processes: fission and fusion. However, both fission- and fusion-based propulsion schemes, are well understood and realizable at power levels, while at the same time the mass of fuel, propellant, structure, and shielding severely limit their space flight capabilities. A survey of rocket-engine performance for solar system missions beyond the Moon-Earth system has compared chemical and nuclear fission and fusion power sources [11]. One conclusion reached is that chemical rockets have reached their practical limits, epitomized by long-duration, low-payload-mass missions. A corollary is that nuclear power will be needed for more ambitious missions [12].

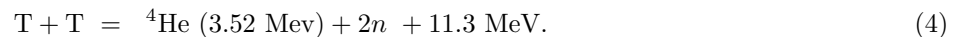
A nuclear fission reactor is used in a rocket design to create Nuclear Thermal Propulsion. In an NTP rocket the type of nuclear reactor, is ranging from a relatively simple solid core reactor up to a much more complicated but more efficient gas core reactor. The fission reactions are used to heat liquid hydrogen which flows around the fission region inside a reactor and absorbs energy from the fission products. High temperature heating turns liquid hydrogen into ionized hydrogen gas, which is then exhausted through a rocket nozzle to generate thrust. As an alternative, the propellant can be heated directly by the fission fragments, like in the thruster proposed by Carlo Rubbia [13]. The specific impulse produced is proportional to the square root of the temperature to which the working fluid is heated. The hydrogen propellant typically delivers specific impulses on the order of 850 to 1000 seconds, which is about twice that of liquid hydrogen-oxygen chemical rocket. A second possible method, which relays on nuclear fission to generate propulsion, known as Nuclear Electric Propulsion, involves the same basic fission nuclear reactors. Heat extracted from a fission chain reaction is converted into electrical energy which then powers an electrical engine. One should mention that electric specific impulse thrusters typically use much less propellant than chemical rockets because they have a higher. Therefore, in both cases, the rocket relies on nuclear fission to generate propulsion. The nuclear fission propulsion is limited by thermal inefficiencies and that fusion could provide more and better mission options because of its higher power conversion efficiency and higher energy-content fuel [11].

Fusion reactions produce much more energy than fission processes. Usually one of the components of the fusion reaction is protium (hydrogen atom without any neutron), deuterium (hydrogen atom with proton and neutron), or tritium (hydrogen atom with proton and two neutrons). The other component which involves into the fusion process of light nuclei can be deuterium, isotopes of helium, ^3He or ^4He , and isotopes of lithium, ^6Li and ^7Li . In fusion reactors use the energy released by the fusion of light atomic nuclei. Let us focus of the fusion processes in the deuterium–deuterium (D–D), deuterium–tritium (D–T) and deuterium– ^3He (D– ^3He) plasma.

The D–D plasma admits the following primary reactions:



In Eqs. (1) and (2) the values in parenthesis are the energy of that particular fusion product. The D–T plasma admits both deuterium–deuterium reactions (1) – (2) and deuterium–tritium processes. The primary energy reactions in the D–T plasma in addition to (1) and (2) are the following:



There are two reactions of importance in the D–T plasma: the D + D and D + T. The first one is the reaction between two nuclei of deuterium. The second occurs in the interaction of deuterium with tritium. In both cases fast 2–14 MeV neutrons are emitted, which should be shielded to protect the spacecraft and crew. Energetically the most preferable process is D + T fusion, which releases 17.6 MeV. The primary reaction is D + D has two almost equally exothermic channel (1) and (2). They lead to

the development of the plasma active isotopes and that initiates the emergence of important secondary catalytic processes (3) and (4).

However, the cross section for (1) and (2) reactions at low energies is considerably smaller than the cross-sections for the D–T process (3), and its ignition requires much higher temperatures of plasma. The ideal temperature threshold is ~ 40 keV (about 5×10^8 K).

The fusion reaction of nuclei of tritium and deuterium is the most promising for the implementation of controlled thermonuclear fusion, since its cross section even at low energies is sufficiently large [14]. However, the problem of the contamination due to the neutron emission in the primary processes still exists. Although the D–D fuel burning is also accompanied by a neutron flux, they are weakened in comparison with the D–T process (3).

Now let us consider the reaction that are admitted in D– ^3He plasma. The primary processes which occur in D– ^3He plasma are the aneutronic fusion



and reactions (1) and (2) that involve the D–D fusion. One should mention that reaction (5) is the secondary process in the D–T plasma. Due to the D–D fusion, the D– ^3He plasma also includes undesired neutron channel (1). The two branches of the D–D fusion reaction produce ^3He and tritium. The only neutrons produced are medium-energy neutrons (2.45 MeV). If the produced ^3He (Helium-3) is not removed, it will react with deuterium producing charged particles protons and ^4He with no additional neutrons. On the other hand, if the produced tritium is not removed, it will react with deuterium producing 14.1 MeV neutrons. However for the D– ^3He plasma with equal deuterium and Helium-3 densities, the fraction of the fusion energy carried by neutrons from the D–D reaction is 1/3 [12, 15]. The undesired tritium produced via reaction (2) will increase the neutron flux due to reactions (3) and (4), which are secondary for D– ^3He plasma. In Refs. [16, 17] a method of tritium removal from the plasma before it can fuse has been proposed. Removing tritium produced by D–D fusion and recycling part of it after it decays to Helium-3 isotope significantly reduces the fraction of fusion energy carried by neutrons in a D–D system [17]. The latter results in significant lifetime enhancement of structural materials. In summary, the main reactions in D– ^3He fusion produce far fewer neutrons than D–D fusion. Consequently, a lower mass of shielding materials is required, which will reduce the total mass of the structure. Calculations show that for obtaining useful energy the temperature of ions in a plasma for the D + D reaction should be about 10^9 K and for the D + T reaction about 10^8 K [18].

The experimental study of the D– ^3He plasma led to the proposal of a new kind the fusion-based thruster - the Direct Fusion Drive (DFD), which has field-reversed configuration (FRC) reactor for an original plasma-formation. The FRC employs a linear solenoidal magnetic-coil array for plasma confinement and operates at higher plasma pressures. One should note that several FRCs [19–22] have achieved stable plasmas. The DFD employs the radiofrequency technique called rotating magnetic field (RMF) to form and heat plasma. An important figure-of-merit for fusion reactors is β , the ratio of the plasma pressure to the magnetic energy density. The innovative radiofrequency RMF method, which heats particles and allows the size of the FRC to be relatively small was suggested in Ref. [23]. In Refs. [10, 12, 15, 24] was considered a compact, aneutronic fusion engine, which enables more challenging exploration missions in the solar system and beyond. The DFD concept is result of the Princeton Field-Reversed Configuration Reactors which employ heating method invented by S. Cohen. The Scrape-off Layer (SOL) of the DFD is quite different than that of any other fusion device. The energy is deposited in the SOL directly from the D– ^3He fusion products via a non-local process and is predominantly transmitted to the electrons via fast-ion drag. The random thermal energy in the SOL electrons is transferred to the cool SOL ions through a double layer at the nozzle and via expansion downstream, thus being converted into directed flow of a propellant fluid. The heat transport into SOL is described by Fick’s law [25], by the local flux-surface-normal gradient in pressure. In Refs. [10, 26] is used a fluid model for the SOL between the gas box with the propellant and the nozzle and dependencies of the thrust and specific impulse on gas input flow for powers of 0.25 to 7 MW transferred to the SOL are studied. The calculations are performed using UEDGE [27] fluid-code for simulations. Results of these simulations for the propellant gas input 0.08 g/s yields to the data given in Table I. The nuclear fuel for such a thruster is D– ^3He and the propellant fluid is atomic or molecular deuterium, which is heated by the fusion products and then expanded into a magnetic nozzle, generating an exhaust velocity and thrust. Adding propellant to this flow results in a variable thrust, variable specific impulse exhaust through a magnetic nozzle. The thrust of the DFD depends on the input gas flow and varies from about 4 N for the power 0.25 MW to 60 N,

TABLE I: DFD propulsion parameters based on UEDGE Model spacecraft based on the DFD studies in Refs. [10, 26, 35]

Total Fusion Power, MW	1	1.5	2
Specific Impulse, I_s , s	10,000	12,000	12,500
Thrust, T , N	8	10	11
Fusion Efficiency	0.17 – 0.46		
Specific Power, kW/kg	0.75 – 1.25		

when the power is 7 MW. The results of simulations show that when the gas input flow increases from 0.08 to 0.7 g/s the thrust increases from 4 N to 60 N. For the specific impulse the preferable gas feed for the power 0.25 MW to 7 MW is 0.08 – 0.3 g/s [10, 26]. Approximately 35% of the fusion power goes to the thrust, 30% to electric power, station keeping and communication, 25% lost to heat, and 10% is recirculated for the radio frequency heating. The current estimated DFD specific powers are between 0.3 and 1.5 kW/kg [10]. One could considered as a conservative estimate the power to thrust efficiency, about 0.3 – 0.5.

A full-sized D–³He fusion reactor is perfectly suited to use as a rocket engine for two reasons:

- i. the configuration results in a radical reduction of neutron production compared to other D–³He approaches;
- ii. the reactor features an axial flow of cool plasma to absorb the energy of the fusion products. In other words, the cool plasma flows around the fusion region, absorbs energy from the fusion products, and then is accelerated by a magnetic nozzle.

The ratio of the total mass of fuel and propellant to the mass of ³He is about 670 and to get a specific power 0.18 kW/kg the small amount of ³He is needed – about 0.53 kg. The most Helium-3 used in industry today is produced from the radioactive decay of tritium. Tritium is a critical component of nuclear weapons and it was produced and stockpiled primarily for this. At present, Helium-3 is only produced as a byproduct of the manufacture and purification of tritium for use in nuclear weapons. The main source of Helium-3 in the United States is the federal government’s nuclear weapons program [28]. There are extraterrestrial sources of ³He. Materials on the Moon’s surface which contains Helium-3 at concentrations between 1.4 and 50 parts-per-billion in sunlit and shadowed areas [29–31]. There is may be Helium-3 on Mars also [32]. The analysis of fusion fuel resource base of our solar system is given in Ref. [33].

A spacecraft driven by a fusion thruster was studied at the turn of the century by NASA: its goal was to perform a human mission to Jupiter or Saturn as described in the Movie 2001, a Space Odyssey. The spacecraft was aptly named Discovery II [34]. The main characteristics of the thruster (in the version for the Saturn mission) which were obtained in that study were: specific impulse $I_s = 47,205$ s and specific mass of the propulsion system $\alpha = 0.00016$ kg/W and are listed in Table II. These values are very favorable indeed. DFD, with a specific impulse in the range of 10,000 to 20,000 seconds and a specific power about 1 kW/kg, is suitable for almost any interplanetary mission. In NASA solicitation for rapid, deep space propulsion, four candidate missions were identified: Mars, Jupiter, Pluto, and 125 AU for an interstellar precursor mission. In Ref. [35] has sized a DFD engine for each candidate mission. The main characteristics of the spacecraft are reported in Table I. A more recent study for a DFD driven spacecraft is reported in Ref. [10]. Although showing a small spacecraft aimed at the focal line of the gravitational

TABLE II: Main characteristics of the Discovery II and a spacecraft based on the DFD thruster studied in Ref. [10]

Spacecraft	Discovery II	DFD [10]
Specific impulse I_s , s	47,205	23,000
Specific mass of the propulsion system α , kg/W	0.000116	0.0018

lens of the Sun and an interstellar probe aimed at Alpha Centauri, the basic values there reported for a 2 MW fusion rocket can be considered as a conservative estimate for a larger unit aimed to power an interplanetary piloted spacecraft.

III. EARTH – MARS MISSION

A. Ideal Variable Ejection Velocity operations

In our consideration of the Earth – Mars mission we use the parameters for the DFD thruster given in Table II. As it was shown by the authors in a previous paper [36], a thruster with such a high specific impulse and low specific mass must operate in a continuous thrust mode. A first study of an Earth-Mars transfer was performed assuming that it can operate in an optimal (unlimited) Variable Ejection Velocity (VEV) conditions. The study was performed using the IRMA 7.1 computer code [37] with the following data: launch opportunity: 2037; specific mass $\alpha = 1.25$ kg/kW; overall efficiency $\eta = 0.56$; tankage factor $k_{tank} = 0.10$; height of circular starting LEO: 600 km; height of circular arrival LMO: 300 km.

The optimal trajectory for a 120 days Earth-Mars journey starts 66.6 days before opposition, spends 8.4 days spiraling about Earth, 105.8 days in interplanetary space and finally 8.4 days spiraling about Mars to reach the final LMO. The mass breakdown and the jet power are reported in Table III, second column. Notice that the ratio between the installed power and the vehicle mass is of the order of magnitude of that of a modern small car, showing that traveling fast in the solar system does not require enormous amounts of power!

The optimum specific impulse is shown in Fig. 1. The specific impulse ranges between 1,790 s at start and 60,250 s at midcourse, which is 60 days after starting.

B. Limited Variable Ejection Velocity operations

The minimum and the maximum values of the specific impulse are certainly beyond the possibilities of the thruster, so the computation was repeated limiting the specific impulse between 9,900 and 12,000 s. In this case the optimal strategy is increasing the duration of the planetocentric phases (the specific impulse is higher than the optimal one in these phases, and keeping their duration at the optimal value of the unlimited case would result in an unacceptable increase of the jet power) and introducing a coast arc at the interplanetary mid course, introducing a bang-bang regulation of the thruster.

The orbit-to-orbit bacon plot is reported in Fig. 2: at equal transfer time the payload mass fraction is slightly lower and thus to maintain the same payload fraction a slightly longer travel time has to be accepted.

TABLE III: Timing and mass breakdown of the missions studied in the present paper.

Destination Type	Mars			Psyche
	Unlimited	Limited fast	Limited cargo	
t_d (days)	66.6	71.9	189.9	120
t_t (days)	120	123	350	250
t_1 (days)	8.4	20.6	94.5	27.6
t_2 (days)	105.8	96.0	219.2	222.3
t_3 (days)	5.8	6.4	36.3	0.1
$(m_l + m_s)/m_i$	0.254	0.258	0.715	0.241
m_p/m_i	0.525	0.319	0.178	0.416
m_t/m_i	0.169	0.391	0.089	0.169
m_{tank}/m_i	0.052	0.0319	0.018	0.042
P_{jet}/m_i (W/kg)	75.62	175.35	40.09	134.60

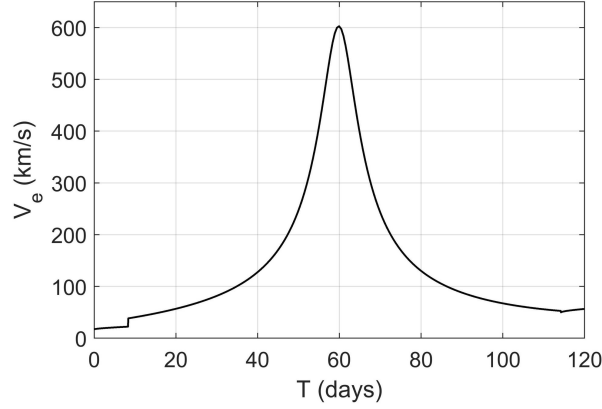


FIG. 1: (Color online) Time history of the Specific impulse during a 120 days Earth – Mars transfer.

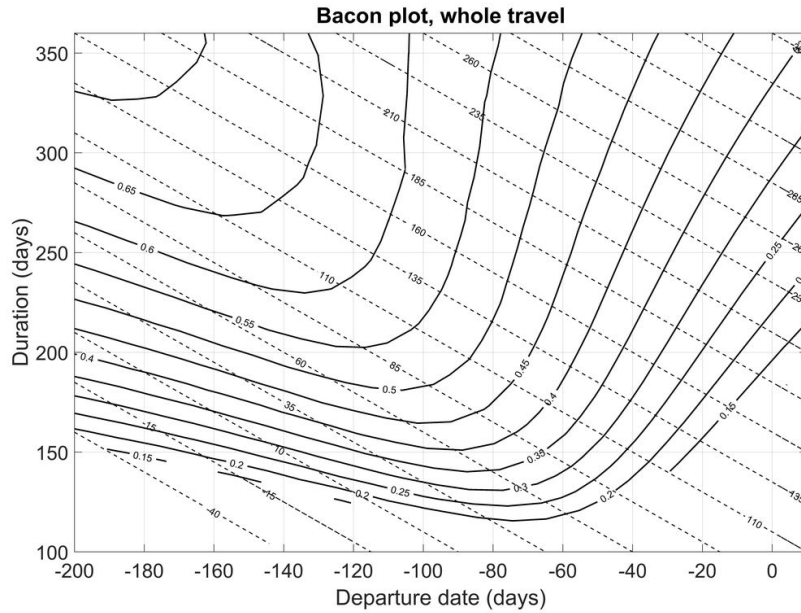


FIG. 2: (Color online) Bacon plot, i.e. the contour plot of the surface $(m_l + m_s)/m_i$ as a function of t_d and t_{tot} , for an Earth – Mars transfer.

A slightly longer transfer time, $t_t = 123$ days, is chosen. The trajectory starts 71.9 days before opposition. The mass breakdown and the jet power are reported in Table III, third column. The trajectory is shown in Fig. 3, while the time histories of the acceleration, the ejection velocity, the thrust and the power of the jet are shown in Fig. 4

The limitation of the minimum exhaust velocity reduces the propellant consumption but causes an increase of the installed power and thus of the mass of the thruster. The overall result is a decrease of the payload mass at equal total journey time.

C. Slow cargo spacecraft

A slow cargo ship able to carry to Mars large payloads in an inexpensive way can also be built with this technology. Assuming a travel time of almost one year (namely 350 days) and starting from Earth orbit about 190 days before the opposition, the results reported in in Table III, fourth column are obtained. The payload and structures mass fraction is quite high, above 70% (namely 0.715), which means that

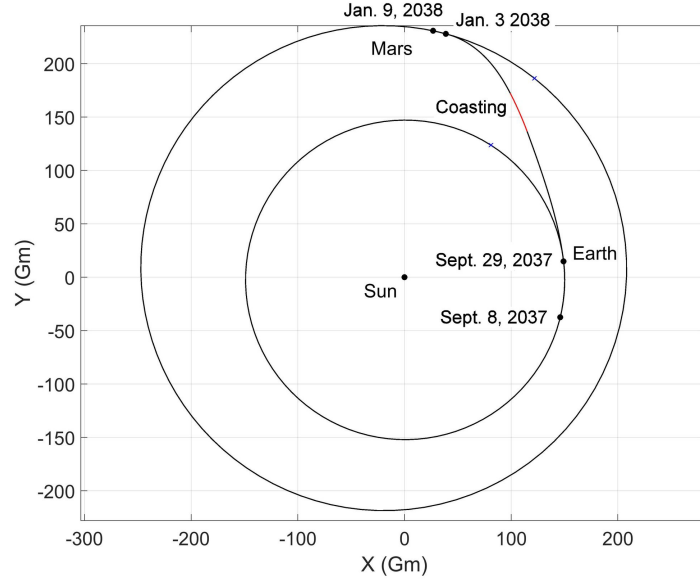


FIG. 3: (Color online) Earth – Mars trajectory for the fast crew spacecraft.

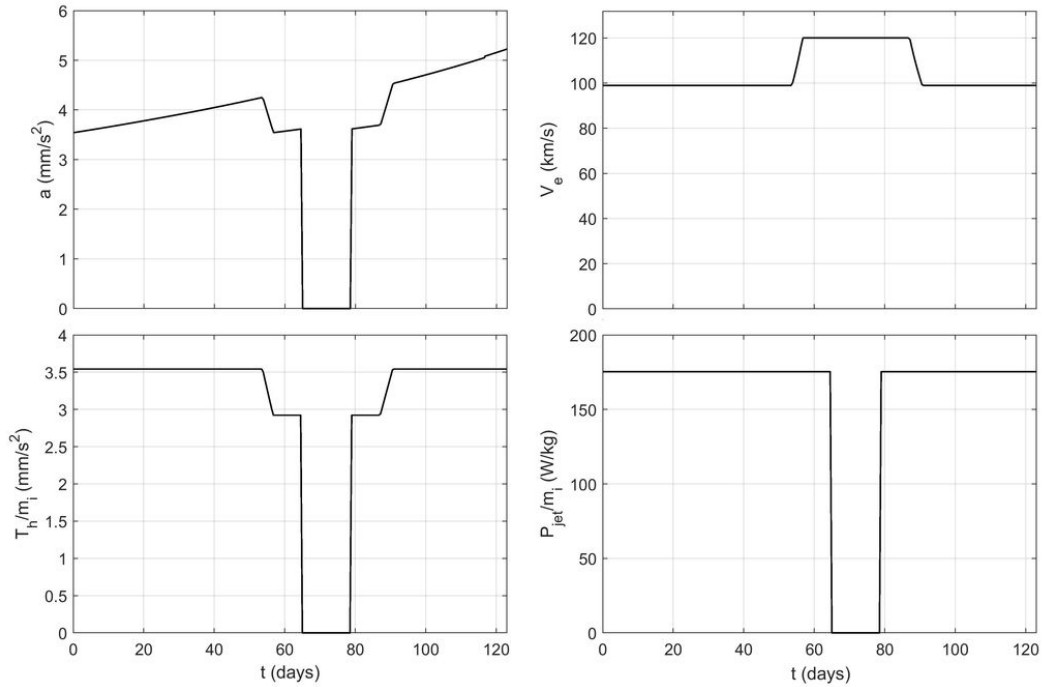


FIG. 4: (Color online) Time histories of the acceleration, the ejection velocity, the thrust and the power of the jet during an Earth-Mars journey – fast crew spacecraft.

using a single superheavy launcher able to carry 130 t in LEO, a cargo of about 93 t (minus the structural mass) can be carried into LMO.

Also the power of the jet is quite small, of about 40 W/kg (referred to the IMLEO).

IV. MISSION TO 16 PSYCHE ASTEROID

Asteroid 16 Psyche, which belongs to the asteroid belt, is a metal asteroid extremely rich in nickel and iron, but also in gold. NASA plans a mission to survey this asteroid which should be launched in August of 2022, and arrive at the asteroid in early 2026, following a Mars gravity assist in 2023. The asteroid has a mass of 1.7×10^{19} kg and an average diameter of 226 km.

Using the DFD thruster here described a mission to the same asteroid can be performed in a quite short time: for instance, using the launch opportunity of 2037 (the opposition is on March 4, 2037) and starting 120 days before the opposition, a mission lasting only 220 days can be performed. This figure must be compared with the roughly 3.5 years of the mentioned NASA proposal, based on chemical propulsion and gravity assist. The mass breakdown and the jet power are reported in Table III, last column.

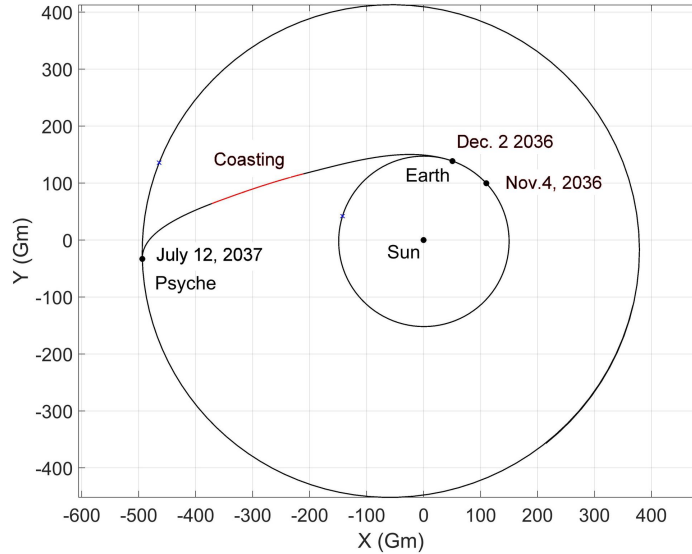


FIG. 5: (Color online) Trajectory for a 250 days journey to the metal asteroid 16 Psyche.

The payload and structure fraction is quite high (0.241) and the travel time is low enough to imagine even a human mission to a metal asteroid of the main belt like 16 Psyche – since the planetocentric part of the trajectory lasts almost one month, a human mission in which the astronauts reach the spacecraft at the exit from the earth sphere of influence would last about 225 days, roughly like most of the human Mars missions presently planned.

V. CONCLUSIONS

From the study here performed it is clear that the development of a nuclear fusion rocket engine based on the $D-^3\text{He}$ technology will allow to travel in the solar system with an ease never before attained, opening almost 'science fiction' possibilities to humankind.

One way travels to Mars in slightly more than 100 days become possible and also journeys to the asteroid belt in about 250 days. After the return to Earth orbit the spacecraft can be refitted and refurbished to make another travel in the following launch opportunity: a sort of commuting Earth-Mars service aimed at the colonization of the red planet. A spacecraft able to carry 30 t in 120 days or 85 t in 350 days to Mars may be launched from the Earth surface with a single superheavy-lift launcher (slightly bigger than the Saturn 5 or the Energia). A cargo ship able to carry to LMO the propellant required for the return journey and much cargo is also possible.

However, the performance of such devices is still hypothetical and the value of its specific mass here assumed is conservative also taking in mind that this technology has very ample margins for improvements – as an alternative to chemical propulsion which has already reached the limits of this technology. If

a lower value of the specific mass (a higher value of the specific impulse) will prove to be feasible, even faster interplanetary spacecraft could become possible.

The spacecraft described in the present paper still require much research and development, but it is possible that they become feasible in less than two or three decades (the launch opportunity here studied is that of 2037, – 17 years from now), which is a fairly favorable one for Mars, while, on the contrary is not a very good one for 16 Psyche however with such powerful spacecraft the difference between a 'good' and a 'bad' launch opportunity is smaller than when using chemical propulsion.

If a DFD could be made available in time for the first human Mars missions – as the launch opportunity here chosen implicitly implies –, the latter would become much easier, safer and affordable than what is today thought. These results show that the development of this technology should be given a high priority by space agencies and public and private research centers.

Today chemical propulsion technologies are available to make a Mars mission possible and the foundation of fusion propulsion is already being built. However, it could be a fusion-powered spacecraft that ferries us to Mars in foreseeable future. We should believe that by mid-21st century, trips to Mars may become as routine as trips to the International Space Station today due to achievements in developments of fusion-powered thrusters.

VI. REFERENCES

-
- [1] R. Zubrin, *The case for Mars*, Touchstone, New York, 1997.
 - [2] R. Zubrin, *Mars Direct*, Penguin Books, London, 2013.
 - [3] G. Genta, *Next stop Mars - The Why, How, and When of Human Missions*, Springer-Praxis, New York, 2017.
 - [4] B.G. Drake ed., *Mars Architecture Steering Group, Human Exploration of Mars, Design Reference Architecture 5.0 (and addendums)*, NASA Johnson Space Center, 2009.
 - [5] F. Chang Díaz, E. Seedhouse, *To Mars and Beyond, Fast!, How Plasma Propulsion Will Revolutionize Space Exploration*, Springer-Praxis, New York, 2017.
 - [6] G. Dyson, *Project Orion*, Penguin Books, London, 2002.
 - [7] P.A. Czysz, C. Bruno, *Future Spacecraft Propulsion Systems*, Springer, New York, 2006.
 - [8] J. A. Angelo and D. Buden, *Space Nuclear Power*, Orbit Book Company, Malabar, FL, (1985).
 - [9] <https://www.lockheedmartin.com/en-us/products/compact-fusion.html>
 - [10] S. Cohen, et al. Direct fusion drive for interstellar exploration, *JBIS* **72**, 37-50 (2019).
 - [11] J. Cassibry, et al., Case and development path for fusion propulsion, *J. Spacecraft and Rockets* **52**, 595 (2015).
 - [12] S. A. Cohen, et al., Reducing neutron emission from small fusion rocket engines, In: 66th International Astronautical Congress, IAC 2015, Jerusalem, Israel, Paper # IAC-15,C4.7-C3.5,9,x28852.
 - [13] M. Augelli, G.F. Bignami, G. Genta, Fission Fragments Direct Heating for Space Propulsion – Programme Synthesis and Applications to Space Exploration, *Acta Astronautica*, **82**, 153-158 (2013).
 - [14] T. J. Dolan, *Magnetic Fusion Technology*, Lecture Notes in Energy, T. J. Dolan (ed.), Springer-Verlag London, 2013.
 - [15] Y. S. Razin, G. Pajer, M. Breton, E. Ham, J. Mueller, M. Paluszek, A. H. Glasser, S. A. Cohen, A direct fusion drive for rocket propulsion, *Acta Astronautica* **105**, 145–155 (2014).
 - [16] V. I. Khvesyuk, N. V. Shabrov, A. N. Lyakhov, ASH pumping from mirror and toroidal magnetic confinement systems, *Fusion Tech.* **27**, 406–408 (1995).
 - [17] M. Sawan, S. Zinkle, J. Sheffield, Impact of tritium removal and 3He recycling on structure damage parameters in a D-D fusion system, *Fusion Eng. Des.* **61-62**, 561–567 (2002).
 - [18] W. Bang, et al. Temperature measurements of fusion plasmas produced by petawatt laser-irradiated D2-3He or CD4-3He clustering gases, *Phys. Rev. Lett.* **111**, 055002 (2013).
 - [19] I. R. Jones, A review of rotating magnetic field current drive and the operation of the rotamak as a field-reversed configuration and a spherical tokamak, *Phys. Plasmas* **6**, 1950 (1999).
 - [20] S. A. Cohen, B. Berlinger, C. Brunkhorst, et al., Formation of collisionless high- β plasmas by odd-parity rotating magnetic fields, *Phys. Rev. Lett.* **98**, 145002 (2007).
 - [21] Y. Petrov, X. Yang, Y. Wang, and T-S Huang, Experiments on rotamak plasma equilibrium and shape control, *Phys. Plasmas* **17**, 0112506 (2010).
 - [22] H. Y. Guo, M.W. Binderbauer, T. Tajima, et al., Achieving a longlived high-beta plasma state by energetic beam injection, *Nature Communications*, **6**, 6897 (2015).

- [23] S. A. Cohen and R. D. Milroy, Maintaining the closed magnetic-fieldline topology of a field-reversed configuration with the addition of static transverse magnetic fields, *Phys. Plasmas* **7**, 2539 (2000).
- [24] M. Paluszek, G. Pajer, Y. Razin, J. Slonaker, S. Cohen, R. Feder, K. Griffin, M. Walsh, Direct Fusion Drive for a Human Mars Orbital Mission, In: 65th International Astronautical Congress, IAC 2015, Toronto, Canada, Paper # IAC-14,C4,6.2.
- [25] A. Fick, *Phil. Mag.*, **10**, 30 (1855).
- [26] S. J. Thomas, M. A. Paluszek, S. A. Cohen, A. Glasser, Nuclear and future flight propulsion - modeling the thrust of the Direct Fusion Drive, AIAA Propulsion and Energy Forum, 2018 Joint Propulsion Conference, Cincinnati, Ohio, July 9-11, 2018.
- [27] T. Rognlien, J. L. Milovich, M. E. Rensink, G. D. Porter, The UEDGE Code, *J. Nucl. Mat.*, **196–198**, 347 (1992).
- [28] D. A. Shea, D. Morgan The Helium-3 shortage: supply, demand, and options for congress. CRS Report for Congress. Congressional Research Service 7-5700, R41419, www.crs.gov
- [29] L. J. Wittenberg, J. F. Santarius, G. L. Kulcinski, Lunar Supply of ^3He for commercial fusion power, *J. Fusion Techn.* **10**, 167 (1986).
- [30] E. N. Slyuta, A. M. Abdrakhimov, E. M. Galimov, V. I. Vernadsky, The estimation of Helium-3 probable reserves in lunar regolith. *Lunar and Planetary Science* **38**, 2175 (2007).
- [31] F. H. Cocks, ^3He in permanently shadowed lunar polar surfaces. *Icarus*. **206**, 778–779 (2010).
- [32] L.J. Wittenberg, E.N. Cameron, G.L. Kulcinski, et al., A Review of Helium-3 resources and acquisition for use as fusion fuel, *J. Fusion Techn.* **21**, 2230 (1992).
- [33] R. G. Kennedy, The interstellar fusion fuel resource base of our solar system, *JBIS*, **71**, 298–305 (2018).
- [34] C.H. Williams, L.A. Dudzinsky et al., Realizing “2001: A Space Odyssey”: Piloted Spherical Torus Nuclear Fusion Propulsion, 37th Joint propulsion Conference and Exhibit, Salt lake City, 2001, NASA/TM-2005-213559.
- [35] S. J. Thomas, M. Paluszek, S. A. Cohen. Fusion-enabled pluto orbiter and lander. Technical report, Princeton Satellite Systems, Inc., 2019.
- [36] G. Genta, R.Ya. Kezerashvili, Achieving the required mobility in the solar system through Direct Fusion Drive, 8th CSA-IAA Conference on Advanced Space Technology, Shanghai, China, September 2019.
- [37] G. Genta, P. F. Maffione, Comparison Between Different Approaches to Interplanetary Mission Design, *International Journal of Signal Processing*, **2**, 2017, p. 54-66.
- [38] F. Chang Díaz, J. Carr et al., Solar Electric Propulsion for Human Mars Missions, *Acta Astronautica*, Vol. 160, July 2019, p. 183-194
- [39] G. Genta, P. F. Maffione, Interplanetary Missions Performed Outside the Optimal Launch Windows, 68th International Astronautical Congress, Adelaide, Sept. 2017.