

Multiple Images and Flux Ratio Anomaly of Fuzzy Gravitational Lenses

James H. H. Chan (詹弘旭),¹ Hsi-Yu Schive (薛熙于),^{2,3,4,5}
Shing-Kwong Wong (黃承光),² and Tzihong Chiueh (闕志鴻)^{2,3,4,*}

¹*Institute of Physics, Laboratory of Astrophysique,
École Polytechnique Fédérale de Lausanne (EPFL),
Observatoire de Sauverny, 1290 Versoix, Switzerland*

²*Department of Physics, National Taiwan University, Taipei 10617, Taiwan*

³*Institute of Astrophysics, National Taiwan University, Taipei 10617, Taiwan*

⁴*Center for Theoretical Physics, National Taiwan University, Taipei 10617, Taiwan*

⁵*Physics Division, National Center for Theoretical Sciences, Hsinchu 30013, Taiwan*

(Dated: June 26, 2022)

Extremely light bosonic wave dark matter (ψ DM) is an emerging dark matter candidate contesting the conventional cold dark matter paradigm and a model subject to intense scrutiny of late. This work for the first time reports testable salient features pertinent to gravitational lenses of ψ DM halos. ψ DM halos are distinctly filled with large-amplitude, small-scale density fluctuations with $\delta\rho/\rho_{\text{halo}} \sim 1$ in form of density granules. This halo characteristically yields fuzzy gravitational lenses that can yield ubiquitous flux ratio anomalies of few tens percent levels often found in lensed quasar multiple images. These fuzzy lenses may also produce rare hexad images and octad images, formed when the sources are located in some well-defined zones of highly distorted caustics. We have found new critical features appearing in the highly de-magnified lens center when the halo has sufficiently high surface density near a very compact massive core.

PACS numbers: 98.54.Aj, 98.62.Sb, 95.35.+d, 98.62.Gq

Introduction— Wave dark matter (ψ DM) model is motivated in part by string theories engaging axion-like particles [1], and in part by solving small-scale crises in local galaxies [2–7]. ψ DM predicts several novel features absent in the conventional cold dark matter (CDM) model. The linear matter power spectrum emerged from the radiation era in the early universe has a sharp cutoff at short wavelength [8], thereby suppressing dwarf galaxies [2, 9–11]. In a nonlinear axion ψ DM model, its linear power spectrum may even overpower that of CDM immediately before the cutoff [8, 12, 13], which relegates the Lyman- α tension [14–16] and predicts abundant mid-sized (few $10^{10} M_{\odot}$) dwarfs as first-generation galaxies, for which frequent major mergers are major modes of galaxy growth [17].

ψ DM halos form through aggregation of matter waves [18] with large-amplitude interference patterns (density granules) on typical scales of kpc in dwarf galaxies to 10 pc in massive galaxy clusters for the favorable axion mass $m_a \sim 10^{-22}$ eV. The central regions of all galaxies are also predicted to house prominent cores with densities much higher than inner halo densities but comparable in size with halo granules [19]. These massive cores or solitons are stable, robust against disturbances from star random motion [20, 21] and even moderate tidal forces [22]. These distinct halo features have been foci of recent active studies [23–34]. In this work, we shall report new features of strong gravitational lensing arising from halo fluctuations.

Quasar quad image flux anomalies— Strong lensed quasar is to yield odd number of multiple images including a highly de-magnified unobservable central im-

age; therefore even numbers of magnified images are often referred. Highly magnified images are tangentially or radially stretched on the tangential critical curve (Einstein ring) or the radial critical curve when sources are near the respective caustics. The tangential caustic is of diamond shape with four cusps. (See Fig. 1.) When a source is located near the cusp, it produces a cusp quad consisting of three highly magnified images lying close to each other on one side of the critical curve and the fourth less magnified image on the other side. The three bright images of cusp quads are known to obey approximate flux conservation in smooth lenses [35, 36].

When subhalos are near any of the three bright images, the conservation can be broken, yielding flux ratio anomalies. Quasar flux ratio anomalies have in past decades been employed for investigating CDM subhalos [37–40] and recently used to constrain the warm dark matter model [41, 42]. However, subhalos are rare near the small Einstein ring, and so these subhalos are suspected to sparsely distribute outside lens galaxies intercepting the lensed images along sightlines [43–45]. Consequently flux ratio anomalies can at best be moderate for CDM lenses. By contrast ψ DM halos consist of granular density irregularities of finite granule mass. Such gravitational lenses are far from smooth, more so near Einstein rings, and hence the flux ratio anomaly is expected to be a rule rather than an exception. However to what degree is the flux conservation to be violated? In this work we will use violation of flux conservation for cusp quads as a convenient measure for flux ratio anomalies of generic quads, as halo fluctuations are everywhere around the Einstein ring and affect all kind of bright

quads to a comparable degree.

Unlike CDM simulations, the state-of-art ψ DM cosmological simulations is limited only to simulation boxes of a few Mpc, due to very high spatial and time resolutions required, and therefore massive lenses are difficult to come by. One attempt has been to construct 3D massive halos by solving for all halo eigenmodes consistent with the self-gravity [46]. However even a Milky Way sized halo requires tens of thousand grids in each dimension for halo construction, thus a formidable task. Given this limitation, we select the most massive halo $\sim 10^{11.2}M_\odot$ from $m_a = 0.8 \times 10^{-22}$ eV concordance cosmology ψ DM simulations [19] as the lens. We note a small halo has a large granule size l_σ and small virial radius R_{vir} , and a small granule number $2R_{\text{vir}}/l_\sigma$ in projection yields large lens surface density fluctuations that distort the critical curve. By contrast too small a halo cannot exceed the critical density to produce an Einstein ring. It turns out a lens of $\sim 10^{11.2}M_\odot$ is near maximally fuzzy and yet still able to generate a small Einstein ring.

This halo has a central soliton of core radius $r_c \sim 300$ pc and mass $\sim 10^{8.5}M_\odot$ [5, 19], and granules of mass 10^6M_\odot in the inner halo. The halo is elliptical with $2 : 1.5 : 1$ axial ratio and we choose projection along the major axis. Baryons are also considered, following an elliptical de Vaucouleurs profile to mimic a galaxy of 1.5 kpc minor-axis half-light radius within which the baryon fraction $\sim 25\%$; the galaxy total baryon fraction $\sim 5\%$. We have also conducted a corresponding CDM simulation and identified the same halo, which is 10% less massive and somewhat less elliptical, for constructing a control CDM lens to compare. Given the surface density, the critical curves are first identified on the lens plane at $z_l = 0.3$ and the caustics on the source plane at $z_s = 2$ are then identified by back-ray-tracing. We select a finite-size source to construct multiple images by forward-ray-tracing. Shown in Fig. 1 are surface densities overlaid with sources and quad images for both fuzzy and smooth lenses, where the Einstein radii are $\theta_{\text{Ein}} \sim 0.3$ arcsec (~ 1.25 kpc) and 0.13 arcsec, respectively. The magnification μ is proportional to the local area of the distorted image, and μ is negative when the image reverses its parity occurring inside the critical curve. Compared with the smooth lens, the fuzzy lens has a wildly fluctuating tangential critical curve and the diamond caustic exhibits unusual spikes. We note that fluctuating critical curve makes its distances from images randomly vary, therefore resulting in flux anomaly.

The degree of flux ratio anomaly of the cusp images is defined as $R_{\text{FA}} = \sum_j \mu_j / \sum_j |\mu_j|$, and $j = 1, 2, 3$ for the bright triplet. Accounting for all sources located near four diamond cusps, we find the mean $\langle |R_{\text{FA}}| \rangle = 0.19^{+0.18}_{-0.13}$ (median and $(-)$ 16th($+$)84th percentiles) for the fuzzy lens and $\langle |R_{\text{FA}}| \rangle = 0.08^{+0.08}_{-0.05}$ for the smooth lens. Highlighted in Fig. 1 are typical images of fuzzy and smooth lenses with $R_{\text{FA}} = 0.28$ and $R_{\text{FA}} = 0.05$,

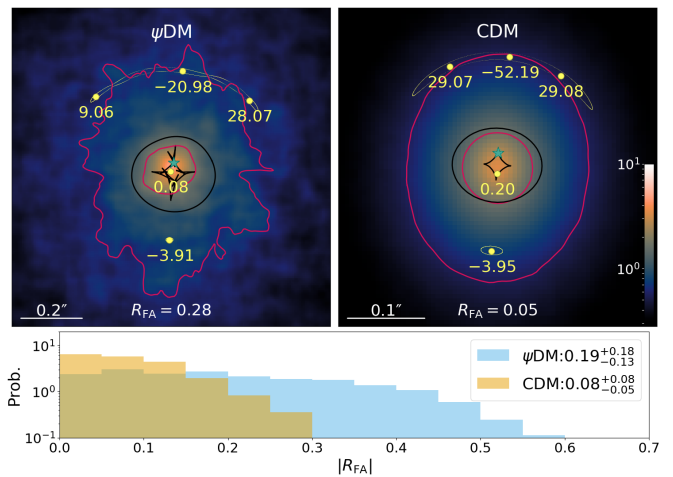


FIG. 1: Surface densities normalized to the critical density (color scale) of a $z_l = 0.3$ fuzzy lens (top-left) and a smooth lens (top-right) of $10^{11.2}M_\odot$, overlaid with critical curves (red) and the corresponding caustics (black). Note the wildly fluctuating critical curve and the spiked caustic in the fuzzy lens. A $z_s = 2$ point source (green star) is placed at the top caustic cusp and yields cusp quad images where magnifications are given. A 40 pc circle around the source is also mapped into tangentially stretched images. The flux ratio anomaly is found to be $R_{\text{FA}} = 0.28$ and $R_{\text{FA}} = 0.05$ for fuzzy and smooth lenses, which are within $|R_{\text{FA}}|$ probability distributions (bottom) for cusp images.

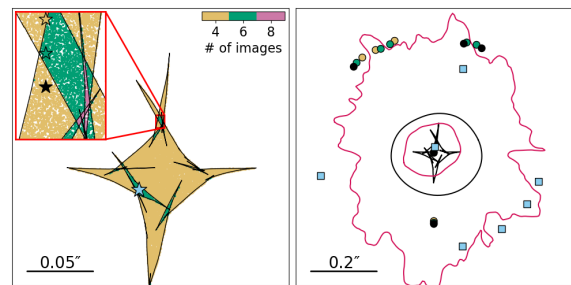


FIG. 2: *Left*: A zoom-in map of the spiked caustic with a further blow-up view of a diamond cusp to show zones (brown, green, pink) of different image numbers, where four point sources (stars) are placed in different zones. Note that the caustic spikes emerge from the joints of cusps and folds. *Right*: Cusp and fold images produced by these point sources inside and outside the blow-up region are also shown.

respectively. This result leads us to conclude that flux ratio anomalies can indeed be sizable for $10^{11.2}M_\odot$ fuzzy lenses.

Hexad and octad images— When a point source is located inside some well-defined zones of the diamond caustic spikes, it may yield magnified 6 images or 8 images. These new images appear or disappear when a source crosses zone boundaries. The right panel of Fig. 2 highlights cusp and fold hexad images (green circles and light blue circles) as well as two cusp quads (brown circles)

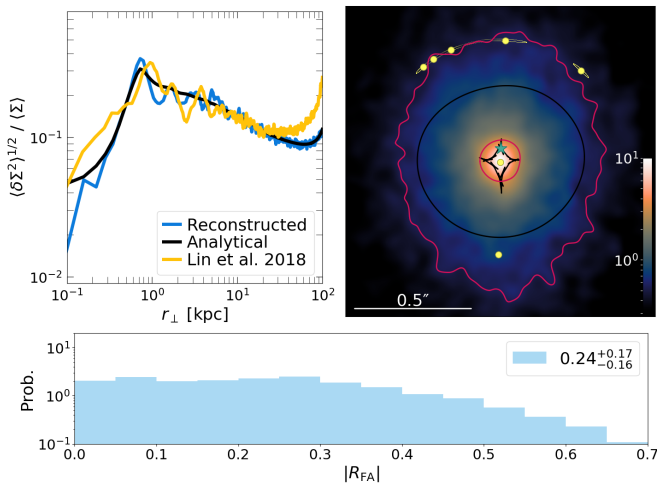


FIG. 3: (Top-left) Predicted (black) and reconstruction (blue) profiles of the surface fluctuation, $(\delta\Sigma^2)^{1/2}/\langle\Sigma\rangle$, compared with that of a control halo of $10^{10.8}M_\odot$ (yellow) to show good agreement in the inner halo. (Top-right) A reconstructed $10^{11.8}M_\odot$ elliptical lens similar to Fig. 1, which yields a cusp hexad. The critical curve fluctuation is clearly smaller than, but the $|R_{\text{FA}}|$ probability distribution (bottom) is found comparable to, those of the less massive lens of Fig. 1.

and black circles). The cusp hexad has 5 bright images on the near side of critical curve with magnifications $\mu = (19.0, -27.3, 39.5, -33.7, 41.6)$ from top left to top right. The left panel of Fig. 2 is the zoom-in of a caustic cusp, where different color zones represent different image numbers. A cusp hexad can transition to two different quads (right panel) when the source crosses different zone boundaries (left panel). Pair images annihilation or creation is the way by which the image numbers change, and during the change the pair will become very bright as they are infinitely close to the critical curve. A fold hexad can transition to a fold quad in a similar manner.

The probabilities of these new images are proportional to respective caustic zonal areas. We have computed the probability ratios of quads, hexads, and octads to be 1 : 7.5% : 0.1%. However for faint sources, their images are biased to locate near the caustic boundary to be highly magnified. Hence we estimate boundary lengths as the measure of probability for highly magnified images. Here one boundary is shared by two types of images. Highly magnified quad, hexad, and octad probability ratios now roughly become 1 : 28% : 0.8% as a result of drastic reduction of highly magnified quads.

Extension to massive fuzzy lenses— Given the difficulty in obtaining massive halos via simulations, we describe how to construct a fuzzy lens of a more massive halo or a fuzzy lens of larger m_a . The fluctuating halo wave function $\psi(x)$ can be Gaussian random, and since $\rho_\psi(\mathbf{r}) = m_a|\psi(\mathbf{r})|^2$, it yields a random density obeying an exponential density distribution, $P(\rho_\psi) = (1/\langle\rho_\psi(\mathbf{r})\rangle)\exp[-\rho_\psi(\mathbf{r})/\langle\rho_\psi(\mathbf{r})\rangle]$ with a

mean $\langle\rho_\psi(\mathbf{r})\rangle$ and variance $\langle\delta\rho_\psi^2\rangle = \langle\rho_\psi(\mathbf{r})\rangle^2$. We further assume the Maxwell-Boltzmann energy distribution for the random phased classical field [34], $|\psi(\mathbf{k})|^2 \propto \exp[-(1/2)(\hbar k/m_a\sigma_v)^2]$, which is consistent with the Gaussian statistic of $\psi(\mathbf{r})$, the inverse Fourier transform of $\psi(\mathbf{k})$. Here σ_v is the 1D halo velocity dispersion. From the energy distribution and Gaussian random ψ , it follows $|\rho_\psi(\mathbf{k})|^2 \propto \exp[-(1/4)(\hbar k/m_a\sigma_v)^2]$ and the density correlation $\langle\delta\rho_\psi(\mathbf{x})\delta\rho_\psi(\mathbf{x}+\mathbf{r})\rangle_{\mathbf{x}} = \langle\delta\rho_\psi^2(\mathbf{x})\rangle\exp[-(r/l_\sigma)^2]$ where the correlation length $l_\sigma = \hbar/m_a\sigma_v$. Not surprisingly, the core radius r_c of the central soliton [5, 19] is almost identical to l_σ .

On projecting the 3D halo into a lens, the central limit theorem demands the surface density fluctuations, $\delta\Sigma(\mathbf{r}_\perp) = \int\delta\rho_\psi(\mathbf{r})dz$, to be Gaussian random with the variance $\langle\delta\Sigma^2(\mathbf{r}_\perp)\rangle = \int\int\langle\delta\rho_\psi(\mathbf{r})\delta\rho_\psi(\mathbf{r}+\mathbf{z}')\rangle dzdz' = \int dz\langle\delta\rho_\psi^2(\mathbf{r})\rangle\int dz'\exp[-(z'/l_\sigma)^2] = \int dz\langle\rho_\psi(\mathbf{r})\rangle^2(\sqrt{\pi}l_\sigma) = \sqrt{\pi}\langle l_\sigma\rangle\int dz\langle\rho_\psi(\mathbf{r})\rangle^2$, where $\mathbf{r}_\perp \perp \hat{z}$. Note that the squared density weighted correlation length $\langle l_\sigma\rangle = l_\sigma$ if $\sigma_v(\mathbf{r})$ is constant over the entire halo. But this is only valid when $r < 2r_s$ [46] where r_s is the scale radius of the halo beyond which the density drops rapidly but σ_v declines slowly. Nevertheless, $\langle l_\sigma\rangle$ is strongly biased against contributions outside r_s since $\langle\rho_\psi\rangle^2$ decreases outward rapidly and moreover strong lensing mostly occurs inside r_s . Hence we take $\langle l_\sigma\rangle = l_\sigma$. The left panel of Fig. 3 displays the theoretically predicted and reconstructed surface fluctuations $(\delta\Sigma^2)^{1/2}/\langle\Sigma\rangle$ for constant $\langle l_\sigma\rangle$ following $\langle\rho_\psi\rangle$ of a $10^{10.8}M_\odot$ self-consistent halo with $r_s \sim 8$ kpc [46]. This halo, whose actual surface density is to compare, is spherical, consists of random-phased halo eigenfunctions and has been tested to be stable against the simulation. The comparison shows good agreement for $r_\perp < 2r_s$. Beyond $2r_s$, the 3D halo has greater surface fluctuations since σ_v becomes smaller and $\langle l_\sigma\rangle$ larger. The central depletion is due to the presence of a prominent coherent soliton.

Having confirmed the method, we construct a fuzzy lens for a $8 \times 10^{11}M_\odot$ elliptical galaxy with the axial ratio 1.3 : 1 : 1 inside the 5 kpc half-light radius. The NFW halo profile, which ψ DM halos largely follow [5, 19], is adopted for lens construction where $r_s = 13$ kpc and the virial radius 200 kpc. The lens is made elliptical via uniform stretch along the major axis. The baryon fraction is 50% within the half-light radius and 10% over the entire galaxy. The right panel of Fig. 3 shows the dark matter surface density of this medium-mass lens with $m_a = 0.8 \times 10^{-22}$ eV, overlaid with critical curves and caustics. Again $z_l = 0.3$ and $z_s = 2$. The wiggly critical curve is similar to that of the $10^{11.2}M_\odot$ lens, but fluctuating with smaller amplitudes and on a smaller scale (200 pc); the caustic cusps also possess similar, but somewhat weaker, spikes. The $|R_{\text{FA}}|$ probability distribution is however found to be comparable to the less massive lens, with the mean $\langle|R_{\text{FA}}|\rangle = 0.24^{+0.17}_{-0.16}$. Also shown in

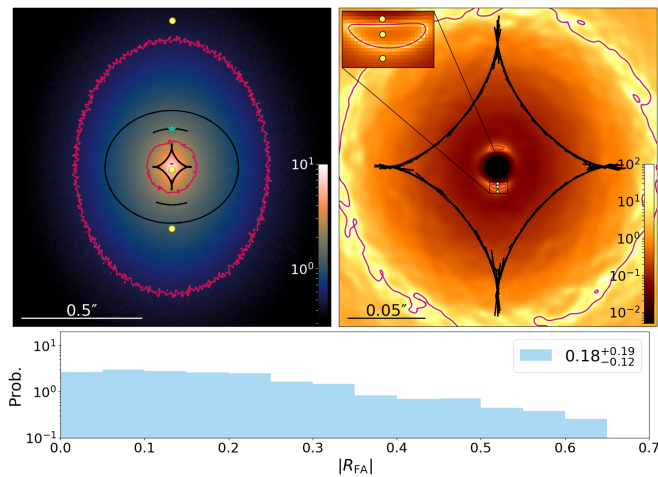


FIG. 4: Fuzzy lens similar to Fig. 3 but with the axion mass, $m_a = 8 \times 10^{-22}$ eV. The wavelength and amplitudes of fluctuations on the critical curve are much smaller than those in Fig. 3 and spikes in the caustic now become bristle-like. However the flux anomaly distribution (bottom) still resembles those of other lenses shown in Figs. 1 and 3. In addition, new critical features emerge, where three images of a quad are packed around one central critical loop (top-right) when the source is almost on a thin caustics (top-left). The color scale in the top-right panel represents the magnification $|\mu|$ showing large μ gradient near critical loops.

Fig. 3 is the hexad image, the salient feature found in less massive lenses which also appears in the $8 \times 10^{11} M_\odot$ lens. But hexad images have a smaller probability 3.5% relative to quad images than the less massive lens as a result of reduced surface fluctuations; the probability of octad images is even smaller to a level beyond our numerical resolution.

For even more massive lenses, the wavelength and amplitude of fluctuations in the critical curve are both reduced as $M_h^{-1/3}$, suggesting that local curvatures of the critical curve will remain finite. While hexad images are to diminish in a more massive lens, the flux anomaly is expected to decrease at a much slower rate since these cusp images are located in close proximity to the critical curve and sensitive to the fluctuations. This tendency of flux anomaly for very small-size granular fluctuations can be illustrated in the ensuing investigation where the axion mass is increased by 10 times. Employing the lens reconstruction method for the same $8 \times 10^{11} M_\odot$ elliptical galaxy but with $m_a = 8 \times 10^{-22}$ eV, we show results in Fig. 4. Clearly seen are the wiggle wavelength and amplitude of the tangential critical curve reduced by m_a^{-1} and $m_a^{-1/2}$, respectively. The critical curve appears highly distorted with large local curvatures. Moreover, caustic spikes are now bristle-like spreading over the entire diamond for which zones of higher image numbers almost disappear. Despite that, the flux anomaly remains comparable to other lenses discussed previously

with $\langle |R_{\text{FA}}| \rangle = 0.18^{+0.19}_{-0.12}$.

Besides, new features emerge in Fig. 4. They are two additional small critical loops located at the edge of the prominent core and two corresponding very thin caustic loops. When the source is almost on the new caustic, the image is an unconventional quad where three images are centrally packed about one small critical loop and other two moderately magnified images are located inside and outside the tangential critical curve. With tiny source displacements the triplet can either be all de-magnified resembling that of a double image, or have two almost overlap bright images (radial arc) and one de-magnified image. It can be so sensitive because the magnification gradient is enormous there as shown in the left panel of Fig. 4.

The new critical features arise in the presence of a very compact massive core (soliton) along with high central surface density. For a circularly symmetric lens, they correspond to new zeros of the inverse determinant of deformation matrix [47], proportional to $[\bar{\kappa} - \kappa] - (\kappa - \kappa_{\text{sol}}) - 1$, where κ is the surface density Σ divided by the critical density Σ_{cr} , $\bar{\kappa}$ the enclosed average κ and $\kappa_{\text{sol}} = (M_{\text{sol}}/\pi r^2)\Sigma_{\text{cr}}^{-1}$. At small r where $\kappa \gg 1$, the square bracket is small and the new zeros are located near $\pi r^2 \Sigma(r) = M_{\text{sol}}$ as is found here. By contrast, the ordinary radial critical curve corresponds to the zero of $\kappa = O(1)$, which happens to be the only zero for the lenses discussed previously due to their wide cores to yield insufficiently large κ throughout these lenses. For $m_a = 0.8 \times 10^{-22}$ eV, this new zero can only occur in lenses $> 10^{13} M_\odot$.

Concluding remarks— We have shown salient strong lensing features in $10^{11.2} M_\odot$ and Milky Way sized ψ DM lenses. The former are 10 times more abundant than the latter and therefore have a comparable, if not higher, probability to intercept background sources. Moreover once intercepting, they are more probable to yield hexad images, despite their small Einstein radii that require adaptive optics observations [48, 49]. Nevertheless surveillance-type low-resolution observations may prove to be useful to help detecting the hexad images found in this work. Rapid transients, such as fast radio bursts [50], γ -ray bursts [51], and stellar gravitational waves [52], are originated from bright distant point sources. The multiple lensed images of these sources can result in repetitions of the transient signal due to time delays among images [53]. The inter-burst intervals of repetition can range from minutes to hours for a $10^{11.2} M_\odot$ lens, and from an hour to a day for a $10^{12} M_\odot$ lens when a source is located at $z = 1$.

Flux ratio anomalies have been detected for most quasar quads over a wide spectrum. Optical and x-ray [54–56] flux ratio anomalies have largely been attributed to dust extinction and microlensing on different image pathways. However in infrared and submillimeter, the dust extinction and microlensing are lesser a problem

[57, 58], but even in these wave bands, quasar quads, such as MG J0414+0534, B1422+231, H1413+117, and B2045+265 in radio, submillimeter, mid-infrared [59–62] and/or infrared [63] as well as other quads in narrow lines [64] persistently show substantial flux ratio anomalies. Aside from the conventional interpretation of intercepting subhalos, the fuzzy lens of ψ DM can offer a compelling explanation if not more so, given the 10–30% flux ratio anomaly to be a norm and not an oddity.

Acknowledgments

We thank helpful discussions with Tom Broadhurst. J. H. H. C. acknowledges support from the Swiss National Science Foundation (SNSF). H. S. acknowledges the funding support from the Jade Mountain Young Scholar Award No. NTU-108V0201, sponsored by the Ministry of Education, Taiwan. This research is partially supported by the Ministry of Science and Technology (MOST) of Taiwan under the grant No. MOST 107-2119-M-002-036-MY3 and MOST 108-2112-M-002-023-MY3, and the NTU Core Consortium project under the grant No. NTU-CC-108L893401 and NTU-CC-108L893402.

* Electronic address: chieuhth@phys.ntu.edu.tw

- [1] L. Hui, J. P. Ostriker, S. Tremaine, and E. Witten, *Phys.Rev. D* 95, 043541 (2017), 1610.08297
- [2] W. Hu, R. Barkana, and A. Gruzinov, *Phys. Rev. Lett.*, 85, 1158 (2000)
- [3] M. Boylan-Kolchin, J.S. Bullock, M. Kaplinghat, *MNRAS*, 415, L40 (2011)
- [4] L.E. Strigari, J.S., Bullock, M. Kaplinghat, J.D., Simon, M. Geha, B. Willman, M.G., Walker, *Nature*, 454, 1096 (2008)
- [5] H.Y. Schive, T. Chiueh, T. Broadhurst, *Nature Phys*, 10, 496 (2014)
- [6] S.R. Chen, H.Y. Schive, T. Chiueh, *MNRAS*, 468, 1338 (2017)
- [7] E. Calabrese and D.N. Spergel, *Mon. Not. R. Astron. Soc.* 460, 4397 (2016), 1603.07321
- [8] U.H. Zhang, T. Chiueh *Phys Rev D* 96, 023507 (2017)
- [9] H.Y. Schive, T. Chiueh, T. Broadhurst, K.W. Huang, *ApJ*, 818, 89 (2016)
- [10] P. Mocz, A. Fialkov, M. Vogelsberger, et al., *PRL*, 123, 141301 (2019)
- [11] E. Leung, T. Broadhurst, J. Lim, J.M. Diego, T. Chiueh, H.Y. Schive, R. Windhorst, *ApJ*, 862, 156 (2018)
- [12] U.H. Zhang, T. Chiueh, *Phys Rev D* 96, 063522 (2017)
- [13] F.X.L. Cedeño, A.X. González-Morales, L.A. Ureña-López, *Physical Review D* 96, 061301 (2017)
- [14] K.H. Leong, H.Y. Schive, U.H. Zhang, T. Chiueh, *MNRAS*, 484, 4273 (2019)
- [15] V. Irsič, M. Viel, M.G. Haehnelt, J.S. Bolton, G.D. Becker, *PRL*, 119, 031302 (2017)
- [16] E. Armengaud, N. Palanque-Delabrouille, C. Yèche, D.J.E. Marsh, J. Baur, *MNRAS*, 471, 4606 (2017)
- [17] H.Y. Schive, T. Chiueh, *MNRAS*, 473, L36-L40 (2017)
- [18] T.P. Woo, T. Chiueh, *ApJ*, 697, 850 (2009)
- [19] H.Y. Schive, M.H. Liao, T.P. Woo, S.K. Wong, T. Chiueh, T. Broadhurst, W.Y. Hwang, *PRL*, 113, 261302 (2014)
- [20] J.H.H. Chan, H.Y. Schive, T.P. Woo, T. Chiueh, *MNRAS*, 478, 2686 (2018)
- [21] J. Veltmaat, B. Schwabe, J. C. Niemeyer, (2019) 1911.09614
- [22] H.Y. Schive, T. Chiueh, T. Broadhurst, 1912.09483 (2019)
- [23] I. De Martino, T. Broadhurst, S.H.H. Tye, T. Chiueh, H.Y. Schive, R. Lazkoz, *PRL*, 119, 221103 (2017)
- [24] H. Davoudiasl, P.B. Denton, *PRL*, 123, 021102
- [25] G. Torrealba, V. Belokurov, S.E. Koposov, T.S. Li, M. G. Walker, J.L. Sanders, A. Geringer-Sameth, D.B. Zucker, K. Kuehn, N.W. Evans, W. Dehnen, *MNRAS*, 488, 2743 (2019)
- [26] Z. Li, J. Shen and H.Y. Schive, accepted by *ApJ* (2019), 2001.00318
- [27] A.A. El-Zant, J. Freundlich, F. Combes, A. Halle, *MNRAS* (2019) 1908.09061
- [28] N. Bar, K. Blum, T. Lacroix, P. Panci, (2019) 1905.11745
- [29] N. Bar, K. Blum, J. Eby, R. Sato, *Phys Rev D* 99, 103020 (2019)
- [30] J.W. Lee, H.C. Kim, J. Lee, *Physics Letters B*, 795, 206 (2019)
- [31] B.V. Church, P. Mocz, J.P. Ostriker, *MNRAS*, 485, 2861 (2019)
- [32] B. Bar-Or, J-B Fouvy, S. Tremaine, *ApJ*, 871, 28 (2019)
- [33] D. J. E. Marsh and J. C. Niemeyer, *Phys. Rev. Lett.*, 123, 051103 (2019), 1810.08543
- [34] D.G. Levkov, A.G. Panin, and I.I. Tkachev, *PRL*, 121, 151301 (2018)
- [35] P. Schneider, *A.A. Weiss, A&A*, 260, 1 (1992)
- [36] A.B. Congdon, C.R. Keeton, C.E. Nordgren, *MNRAS*, 389, 398 (2008)
- [37] R.B. Metcalf, A. Amara, *MNRAS*, 419, 3414 (2012)
- [38] C.R. Keeton, B.S. Gaudi, A. Petters, *ApJ*, 598, 138 (2003); C.R. Keeton, B.S. Gaudi, A. Patters, *ApJ*, 635, 35 (2005)
- [39] N. Dalal, C.S. Kochanek, *ApJ*, 572, 25 (2002)
- [40] S. Mao, P. Schneider, *MNRAS*, 295, 587 (1998)
- [41] J.W. Hsueh, W. Enzi, S. Vegetti, M.W. Auger, C.D. Fassnacht, G. Despali, L.V.E. Koopmans, J.P. McKean, *MNRAS*, stz3177 (2020)
- [42] D. Gilman, S. Birrer, A. Nierenberg, T. Treu, X. Du, A. Benson, *MNRAS*, 491, 6077 (2020)
- [43] R.B. Metcalf, *ApJ*, 622, 72 (2005)
- [44] K.T. Inoue, R. Takayashi, *MNRAS*, 426, 2978 (2012); K.T. Inoue, *MNRAS*, 461, 164 (2016)
- [45] D.D. Xu, et al., *MNRAS*, 241, 2553 (2012); Xu, D.D., et al., *MNRAS*, 447, 3189 (2015)
- [46] S.C. Lin, H.Y. Schive, S.K. Wong, T. Chiueh, *Phys Rev D* 97, 103523 (2018)
- [47] P. Schneider, J. Ehlers, E.E. Falco, "Gravitational Lenses" DOI: 10.1007/978-3-662-03758-4 (Springer-Verlag Berlin Heidelberg, 1992)
- [48] G.C-F Chen, S.H. Suyu, K.C. Wong, C.D. Fassnacht, T. Chiueh, A. Halkola, I.S. Hu, M.W. Auger, L.V.E. Koopmans, D.J. Lagattuta, J.P. McKean, S. Vegetti, *MNRAS*, 462, 3457 (2016)
- [49] G.C-F Chen, C.D. Fassnacht, S.H. Suyu, et al., *MNRAS*, 490, 1473 (2019)

- [50] D. Thornton, B. Stappers, M. Bailes, B. R. Barsdell, S. D. Bates, N. D. R. Bhat, M. Burgay, S. Burke-Spolaor, D. J. Champion, P. Coster, N. D'Amico, A. Jameson, S. Johnston, M. J. Keith, M. Kramer, L. Levin, S. Milia, C. Ng, A. Possenti, W. van Straten, *Sciences*, 341, 53 (2013)
- [51] E. Berger, *Ann Rev Astron Astrophys*, 52, 43 (2014)
- [52] B.P. Abbott, et al. (LIGO Scientific Collaboration and Virgo Collaboration), *Phys. Rev. Lett.* 116, 061102 (2016)
- [53] S.H. Suyu, P.J. Marshall, M.W. Auger, S. Hilbert, R.D. Blandford, L.V.E. Koopmans, C.D. Fassnacht, T. Treu, *ApJ*, 711, 201 (2010)
- [54] M.J. Irwin, R.L. Webster, P.C. Hewett, R.T. Corrigan, R.I. Jedrzejewski, *AJ*, 98, 1989 (1989)
- [55] D. Pooley, J.A. Blackburne, S. Rappaport, and P.L. Schechter, *ApJ*, 661, 19 (2007)
- [56] D. Pooley, S. Rappaport, J.A. Blackburne, P.L. Schechter, and J. Wambsganss, *ApJ*, 744,111 (2012)
- [57] T. Minezaki, M. Chiba, N. Kashikawa, K.T. Inoue, H. Kataza, *ApJ*, 697, 610 (2009)
- [58] N. Jackson, et al., *MNRAS*, 454, 287 (2015)
- [59] H.R. Stacey, J.P. McKean, *MNRAS*, 481, L40 (2018) 1808.05571
- [60] C. L. MacLeod, R. Jones, E. Agol, and C. S. Kochanek, *ApJ*, 773, 35 (2013) 1212.2166
- [61] M. Chiba, T. Minezaki, N. Kashikawa, H. Kataza, and K. T. Inoue, *ApJ*, 627, 53 (2005)
- [62] C.L. MacLeod, C.S. Kochanek and E. Agol, *ApJ*, 699, 1578 (2009) 0904.0275
- [63] J.P. McKean, L.V.E. Koopmans, C.E. Flack, C.D. Fassnacht, D. Thompson, K. Matthews, R.D. Blandford, A.C.S. Readhead & B.T. Soifer, *MNRAS*, 378, 109 (2007)
- [64] A.M. Nierenberg, D. Gilman, T. Treu, et al., 1908.06344 (2019); A.M. Nierenberg, T. Treu, G. Brammer, et al., *MNRAS*, 471, 2224 (2017)