

Optimal and Greedy Algorithms for Multi-Armed Bandits with Many Arms

Mohsen Bayati^{*}, Nima Hamidi^{**}, Ramesh Johari[†], and Khashayar Khosravi^{*}

^{*}Graduate School of Business, Stanford University

^{**}Department of Statistics, Stanford University

[†]Department of Management Science and Engineering, Stanford University

Abstract

We characterize Bayesian regret in a stochastic multi-armed bandit problem with a large but finite number of arms. In particular, we assume the number of arms k is T^α , where T is the time-horizon and α is in $(0, 1)$. We consider a Bayesian setting where the reward distribution of each arm is drawn independently from a common prior, and provide a complete analysis of expected regret with respect to this prior. Our results exhibit a sharp distinction around $\alpha = 1/2$. When $\alpha < 1/2$, the fundamental lower bound on regret is $\Omega(k)$; and it is achieved by a standard UCB algorithm. When $\alpha > 1/2$, the fundamental lower bound on regret is $\Omega(\sqrt{T})$, and it is achieved by an algorithm that first subsamples \sqrt{T} arms uniformly at random, then runs UCB on just this subset. Interestingly, we also find that a sufficiently large number of arms allows the decision-maker to benefit from "free" exploration if she simply uses a greedy algorithm. In particular, this greedy algorithm exhibits a regret of $\tilde{O}(\max(k, T/\sqrt{k}))$, which translates to a *sublinear* (though not optimal) regret in the time horizon. We show empirically that this is because the greedy algorithm rapidly disposes of underperforming arms, a beneficial trait in the many-armed regime. Technically, our analysis of the greedy algorithm involves a novel application of the Lundberg inequality, an upper bound for the ruin probability of a random walk; this approach may be of independent interest.

1 Introduction

In the standard stochastic multi-armed bandit (MAB) problem, a decision-maker takes actions sequentially over T time periods (the *horizon*). At each time step, the decision-maker chooses one of k arms, and receives an uncertain reward. The decision-maker's goal is to maximize the payoff attained over the T periods. Crucially, in the typical formulation of this problem, the set of arms k is assumed to be "small" relative to the time horizon T ; in particular, in standard asymptotic analysis of the MAB setting, the horizon T scales to infinity while k remains constant. In practice, however, potential large-scale applications of MABs — including e-commerce, advertising, health care, news recommendations, etc. — exhibit the feature that the number of alternatives available can be quite large.

Formally, our main point of departure is to consider an asymptotic regime where the set of arms k scales as T^α for some $\alpha \in (0, 1]$. In particular, as $T \rightarrow \infty$, the set of arms grows without bound as well; and thus naive applications of optimal techniques for the standard stochastic MAB may fail. We consider a Bayesian setting where the reward distribution of each arm is drawn independently from a common prior. Our goal

is to understand fundamental performance limits (i.e., lower bounds on Bayesian regret), and characterize algorithmic techniques that yield good performance (i.e., good upper bounds on Bayesian regret).

Our results reveal a sharp phase transition around $\alpha = 1/2$. When $0 < \alpha < 1/2$ (i.e., k is relatively “small” compared to T), the fundamental lower bound on Bayesian regret is $O(k)$, and it is achieved (up to logarithmic factors) by a standard upper confidence bound (UCB) algorithm Auer et al. [2002], Lattimore & Szepesvári [2019]. On the other hand, when $1/2 < \alpha \leq 1$ (i.e., k is relatively “large” compared to T), the fundamental lower bound on Bayesian regret is $\Omega(\sqrt{T})$; it is achieved (up to logarithmic factors) by a *subsampling* UCB algorithm, where we first select \sqrt{T} arms uniformly at random, and then run the UCB algorithm with just these arms.

These results are derived as special cases of a more general (asymptotic) lower bound on regret: for any sequences k, T that scale together to infinity, the Bayesian regret is lower bounded by $\Omega(\min\{k, \sqrt{T}\})$. We note that this lower bound is a novel contribution in its own right. Prior work on Bayesian regret analysis of the stochastic MAB problem has characterized lower bounds that are valid in the regime where k is fixed while $T \rightarrow \infty$ (see, e.g., Kaufmann, 2018, Lai et al., 1987, Lattimore & Szepesvári, 2019). However, these bounds are not applicable when k is also scaling to infinity, as is the case in our setting.

Numerical investigation reveals interesting behavior. In Figure 1, we simulate several different algorithms over 1000 simulations, with $\alpha = 0.6$. (See Section 6 for definitions of the various algorithms.) Notably this graph reveals that the *greedy* algorithm — i.e., an algorithm that pulls each arm once, and thereafter pulls the empirically best arm for all remaining times — performs extremely well. This is despite the well-known fact that the greedy algorithm can suffer linear regret in the standard MAB problem, as it can fixate too early on a suboptimal arm. Motivated by this observation, we are moved to study the regret performance

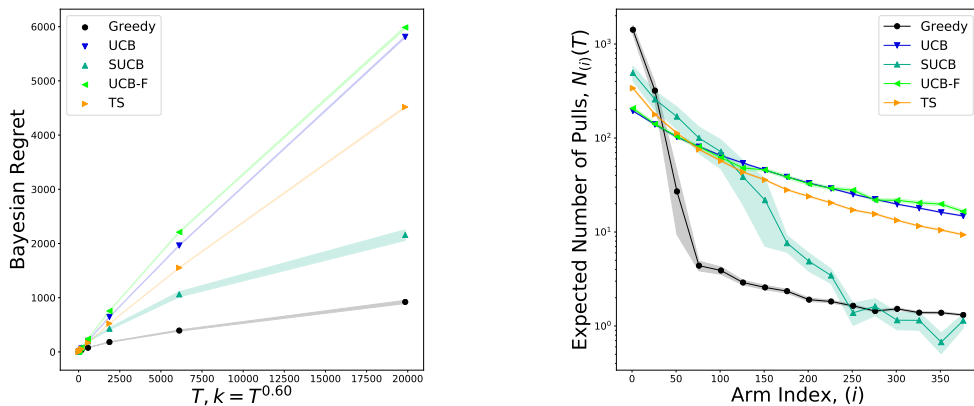


Figure 1: Comparison of Bayesian regret of various algorithms vs T (on left) and profile of pulls in logarithmic scale based on arms index (on right), for $\alpha = 0.6$, over 1000 simulation runs. (See Section 6 for definitions of these algorithms.)

of the greedy algorithm more deeply. Under a mild condition on the reward distribution, we show that an upper bound on the regret of the greedy algorithm is $\tilde{O}(\max[k, T/\sqrt{k}])$. In particular, when $\alpha < 2/3$, this is $\tilde{O}(T^{1-\alpha/2})$, and when $\alpha > 2/3$, this is $\tilde{O}(T^\alpha)$. Thus for all α in $(0, 1)$, the greedy algorithm actually achieves *sublinear* – though not optimal – regret in the many-armed regime. When many arms are present, the greedy algorithm benefits from “free” exploration, in the sense that with high probability, one of the arms on which it concentrates attention is likely to have high mean reward. (The graph in Figure 1 reflects this fact.) Our proof technique for this result involves a novel application of the Lundberg inequality for the ruin probability of a random walk, and may be of independent interest in studying the performance of greedy algorithms in other settings.

Lower bounds are proven in Section 3, and optimal algorithms are presented in Section 4. The greedy algorithm is studied in Section 5. Further simulations are in Section 6. We conclude in Section 7.

1.1 Related Work

The literature on stochastic MAB problems with a finite number of arms is vast; we refer the reader to the recent monograph by Lattimore & Szepesvári [2019] for a thorough overview. Much of this work carries out a frequentist regret analysis. In this line, our work is most closely related to work on the *infinitely* many-armed bandit problem, first studied by Berry et al. [1997] for Bernoulli rewards. They provided algorithms with $O(\sqrt{T})$ regret, and also established a $\sqrt{2T}$ lower-bound in the Bernoulli setting. Wang et al. [2009] studied more general reward distributions and proposed an optimal (up to logarithmic factors) algorithm called UCB-F that is constructed based on the UCB-V algorithm of Audibert et al. [2007]. In fact, our results in §3 and §4 also leverage ideas from Wang et al. [2009].

Our results complement the existing literature on Bayesian regret analysis of the stochastic MAB. The literature on the Bayesian setting goes back to index policies of Gittins [1979] that are optimal for the infinite-horizon discounted reward setting. Kaufmann [2018] shows Bayesian bounds for a similar problem like ours, but when k is fixed and $T \rightarrow \infty$; their bounds generalize the earlier results of Lai et al. [1987], who obtained similar results under more restrictive assumptions. In particular, Kaufmann [2018] shows for the Bernoulli bandit with uniform priors the lower bound scales as $\frac{k+1}{k-1} \log^2 T$. However, this bound does not work when k and T are both growing.

Several other papers provide fundamental bounds in the fixed k setting. Russo & Van Roy [2014b] provide Bayesian regret bounds for Thompson Sampling algorithm, Russo & Van Roy [2016] provide information theoretic lower bounds on Bayesian regret for fixed k . Russo & Van Roy [2014a] propose to choose policies that maximize information gain, and provide worst-case Bayesian regret bounds of $\sqrt{H_0(\mathcal{A})Tk/2}$ where $H_0(\mathcal{A})$ denotes the entropy of the optimal action distribution.

2 Problem Setting

We consider a Bayesian k -armed stochastic bandit setting where a decision-maker sequentially pulls from a set of unknown arms, and aims to maximize the expected cumulative reward generated. In this section we present the technical details of our model and problem setting. Throughout, we use the shorthand that $[n]$ denotes the set of integers $\{1, \dots, n\}$.

Time. Time is discrete, denoted by $t = 1, \dots, T$; T denotes the time horizon.

Arms. At each time t , the decision-maker chooses an arm a_t from a set of k arms. The sequence of arms pulled is denoted $\mathbf{a} = \{a_t\}_{t=1}^T$.

Rewards. Each time the decision maker pulls an arm, a random reward is generated. We assume a Bayesian setting, i.e., we assume that arm rewards have distributions with parameters drawn from a common prior. Let $\mathcal{F} = \{P_\mu : \mu \in [0, 1]\}$ be a collection of reward distributions, where each distribution P_μ has mean $\mu \in [0, 1]$. Further, let Γ be a prior distribution on $[0, 1]$; we assume Γ is absolutely continuous w.r.t. Lebesgue measure in \mathbb{R} , with density g . For example, \mathcal{F} might be the family of all binomial distributions with parameters $\mu \in [0, 1]$, and Γ might be the uniform distribution on $[0, 1]$.¹

Let μ_i denote the mean reward of arm i . We have the following assumption.

Assumption 1. Γ is absolutely continuous with respect to Lebesgue measure in \mathbb{R} , with density g . Further, there exist positive constants c_0, C_0 such that: $g(x) \in [c_0, C_0]$ for all $x \in [0, 1]$.

For each $i \in [k]$, μ_i is distributed according to Γ , independently across arms.

Furthermore, we assume that the reward distributions are 1-subgaussian as defined below. Our results easily generalize to the S^2 -subgaussian case for $S \neq 1$; for brevity we choose $S = 1$ throughout this paper.

¹We assume the support is $[0, 1]$ for simplicity, but our results can easily be extended to the case where the support of Γ is a bounded interval $[a, b]$.

Assumption 2. Every $P_\mu \in \mathcal{F}$ is 1-subgaussian: for any $\mu \in [0, 1]$ and any t , if Z_μ is distributed according to P_μ , then $\mathbb{E}[\exp(t(Z_\mu - \mu))] \leq \exp(t^2/2)$.

Given a realization $\boldsymbol{\mu} = (\mu_1, \mu_2, \dots, \mu_k)$, let Y_{it} denote the reward upon pulling arm i at time t . Then Y_{it} is distributed according to P_{μ_i} , independent of all other randomness; in particular, $\mathbb{E}[Y_{it}] = \mu_i$.

Note that $Y_{a_t, t}$ is the actual reward earned by the decision-maker. As is usual with bandit feedback, we assume the decision-maker only observes $Y_{a_t, t}$, and not Y_{it} for $i \neq a_t$.

Policy. We let $H_t = (a_1, Y_{a_1, 1}, \dots, a_{t-1}, Y_{a_{t-1}, t-1})$ denote the history up to time t . We let π denote the decision-maker's policy (i.e., algorithm) mapping the history prior to time t to a (possibly randomized) choice of arm $a_t \in [k]$. In particular, $\pi(H_t)$ is a distribution over $[k]$, and a_t is distributed according to $\pi(H_t)$, independently of all other randomness.

Goal. Given a horizon of length T , a realization of $\boldsymbol{\mu}$, and the realization of actions and rewards, the realized *regret* is then:

$$\text{regret}_T = T \max_{i=1}^k \mu_i - \sum_{t=1}^T Y_{a_t, t}.$$

We define R_T to be the expectation of the preceding quantity with respect to randomness in the rewards and the actions, given the policy π and the mean reward vector $\boldsymbol{\mu}$:

$$R_T(\pi \mid \boldsymbol{\mu}) = T \max_{i=1}^k \mu_i - \sum_{t=1}^T \mathbb{E}[\mu_{a_t} \mid \pi]. \quad (1)$$

Here the notation $\mathbb{E}[\cdot \mid \pi]$ is shorthand to indicate that actions are chosen according to the policy π , as described above; the expectation is over randomness in rewards and in the choices of actions made by the policy. (In the sequel, the dependence of the preceding quantity on k will be important as well; we make this explicit as necessary.)

The decision-maker's goal is to choose π to minimize her Bayesian expected regret, i.e., where the expectation of reward is taken over the prior as well as the randomness in the policy. In other words, the decision-maker chooses π to minimize:

$$BR_T(\pi) = \mathbb{E}[R_T(\pi \mid \boldsymbol{\mu})]. \quad (2)$$

Many arms. In this work, we are interested in the setting where k and T are comparable. In other words, we allow k and T to grow at the same time. In particular, we focus on the setting where $k = \Theta(T^\alpha)$ for $\alpha \in (0, 1]$, and study both lower and upper bounds on the scaling of BR_T .

3 Lower Bound

Our lower bound on BR_T is stated next.

Theorem 1. Consider the Bayesian k -armed bandit problem described in §2 with $k = \Theta(T^\alpha)$. Suppose that Assumption 1 holds. Then, there exists an absolute constant c_L such that for any policy π we have

$$BR_T(\pi) \geq c_L \min(\sqrt{T}, k) = \Omega\left(T^{\min(\alpha, 1/2)}\right).$$

The above theorem shows that for an optimal algorithm, the Bayesian regret should scale as $\Theta(k)$ when $\alpha < 0.5$ (i.e., k grows at a rate slower than \sqrt{T}), and as $\Theta(\sqrt{T})$ if $\alpha \geq 0.5$.

Proof of Theorem 1. We start by proving the result for the case where $\alpha \geq 0.5$. For this case, we wish to prove that the Bayesian regret of any policy π is at least $\Omega(\sqrt{T})$.

Note that, without loss of generality, we can only consider the policies that first pull arm 1, then if needed arm 2, then if needed arm 3, and so on. This is because all arms have the same prior Γ . More precisely, for

any permutation σ on $[k]$ and any policy π , let $\sigma \circ \pi$ be the policy that pulls arm $\sigma(i)$ when policy π pulls arm i . Then, $BR_T(\pi) = BR_T(\sigma \circ \pi)$.

With this observation in hand, we define a class of “bad orderings” that happen with a constant probability, for which the Bayesian regret cannot be better than \sqrt{T} . This would prove our lower bound. More precisely, let $m = \lfloor \sqrt{T} \rfloor$ and define an event A as the set of all realizations $\boldsymbol{\mu}$ that satisfy the following conditions:

- (i) $\max_{i=1}^k \mu_i \geq 1 - \frac{1}{c_0 k}$,
- (ii) $\max_{i=1}^m \mu_i \leq 1 - \frac{1}{2C_0 \sqrt{T}}$,
- (iii) $\sum_{i=1}^m \mu_i \leq (1 - \frac{c_0}{4}) \sqrt{T}$,

where c_0 and C_0 are the lower and upper bounds on density g defined in Assumption 1.

First, we claim that the event A happens with a constant probability. Note that if $Z \sim \Gamma$, then

$$\mathbb{P} \left[Z \leq 1 - \frac{1}{c_0 k} \right] = 1 - \mathbb{P} \left[Z > 1 - \frac{1}{c_0 k} \right] \leq 1 - \frac{1}{k}, \quad (3)$$

since the density of Z is lower bounded by c_0 . Hence,

$$\mathbb{P} \left[\max_{i=1}^k \mu_i \leq 1 - \frac{1}{c_0 k} \right] \leq \left(1 - \frac{1}{k} \right)^k \leq e^{-1},$$

implying that event (i) happens with probability at least $1 - e^{-1}$. Similar to Eq. (3), given that the density is upper bounded by C_0 , it implies that $\mathbb{P} \left[Z \leq 1 - \frac{1}{2C_0 \sqrt{T}} \right] \geq 1 - \frac{1}{2\sqrt{T}}$. Hence,

$$\mathbb{P} \left[\max_{i=1}^m \mu_i \leq 1 - \frac{1}{2C_0 \sqrt{T}} \right] \geq \left(1 - \frac{1}{2\sqrt{T}} \right)^m \geq 0.5,$$

where the right hand side inequality follows from the generalized Bernoulli inequality; therefore event (ii) holds with probability at least 0.5. Finally, we lower bound the probability of event (iii). In fact, using

$$\mathbb{E}_{\mu \sim \Gamma}[\mu] = \int_0^1 z g(z) dz = 1 - \int_0^1 (1-z) g(z) dz \leq 1 - c_0 \int_0^1 (1-z) dz = 1 - \frac{c_0}{2},$$

we have $\mathbb{E}[\mu_i] + c_0/4 \leq 1 - c_0/4$. Hence, Hoeffding’s inequality implies that

$$\mathbb{P} \left[\sum_{i=1}^m \mu_i \geq \left(1 - \frac{c_0}{4} \right) \sqrt{T} \right] \leq \mathbb{P} \left[\frac{\sum_{i=1}^m (\mu_i - \mathbb{E}[\mu_i])}{m} \geq \frac{c_0}{4} \right] \leq 2 \exp(-c_0^2 m/8) \leq 0.1,$$

when $m \geq 24/c_0^2$, i.e., if $T \geq (24/c_0^2)^2$. A union bound implies that $\mathbb{P}[A] \geq 1 - e^{-1} - 0.5 - 0.1 \geq 0.03$. In other words, the event A happens at least for a constant fraction of realizations $\boldsymbol{\mu}$. We claim that on the realizations $\boldsymbol{\mu}$ that are in A , the expected regret of policy π is lower bounded by $\Omega(\sqrt{T})$, i.e., $\mathbb{E}[R_T(\pi | \boldsymbol{\mu}) | \boldsymbol{\mu} \in A] \geq \Omega(\sqrt{T})$.

Note that given the assumption about the policy π , the decision-maker starts by pulling arm 1, and continues pulling that arm for some number of rounds. At some point the decision-maker pulls arm 2 (if needed), and then pulls only arms 1 or 2 for some number of rounds, until at some point she pulls arm 3 (if needed); and so on. Although the choice of whether to try a new arm or keep pulling from the existing set of tried arms may depend on the observations Y_{it} , on any particular sample path one of these two possibilities arise:

Case 1. The decision-maker only pulls from the first m arms during the T -period horizon; or

Case 2. The decision-maker finishes pulling all arms in $[m]$, and starts pulling some (or all) arms in the set $[k] \setminus [m]$.

We claim that in both cases, the decision-maker will incur $\Omega(\sqrt{T})$ regret. This is argued by considering each case in turn below.

Regret in Case 1. In this case the regret incurred in each period $1 \leq t \leq T$ is at least $\max_{i=1}^k \mu_i - \max_{i=1}^m \mu_i$. Therefore,

$$\begin{aligned} R_t(\pi | \boldsymbol{\mu}) &\geq T \left[\left(1 - \frac{1}{c_0 k}\right) - \left(1 - \frac{1}{2C_0 \sqrt{T}}\right) \right] \\ &\geq \frac{T}{2C_0 \sqrt{T}} - \frac{T}{c_0 k} \geq \frac{\sqrt{T}}{3C_0}. \end{aligned}$$

where the last inequality is true once $k \geq 6\sqrt{T}C_0/c_0$.

Regret in Case 2. In this case the algorithm pulls each of arms $1, 2, \dots, m$ at least once and hence

$$\begin{aligned} R_T(\pi | \boldsymbol{\mu}) &\geq \sum_{i=1}^m \left(\max_{j=1}^k \mu_j - \mu_i \right) \\ &\geq m \left(1 - \frac{1}{c_0 k}\right) - \sum_{i=1}^m \mu_i \\ &\geq m \left(1 - \frac{1}{c_0 k}\right) - \left(1 - \frac{c_0}{4}\right) \sqrt{T} \geq \frac{c_0}{10} \sqrt{T}, \end{aligned}$$

which holds when T is large enough.

Thus regardless of the observations Y_{it} , and whether the decision-maker decides to try all arms in $[k]$ or only the arms in $[m]$, the regret is lower bounded by $l_b \sqrt{T}$, where $l_b = \min(1/(3C_0), c_0/10)$. Therefore, for any realization $\boldsymbol{\mu}$ in A , the expected regret is at least $l_b \sqrt{T}$. For finishing the proof note that we have

$$\begin{aligned} BR_T(\pi) &= \int \mathbb{E}[R_T(\pi | \boldsymbol{\mu})] d\boldsymbol{\mu} \geq \int \mathbb{E}[R_T(\pi | \boldsymbol{\mu})] \mathbb{1}(\boldsymbol{\mu} \in A) d\boldsymbol{\mu} \\ &\geq l_b \sqrt{T} \int \mathbb{1}(\boldsymbol{\mu} \in A) d\boldsymbol{\mu} = l_b \sqrt{T} \mathbb{P}[A] \geq 0.03 l_b \sqrt{T}. \end{aligned}$$

Taking $c_L = 0.03 l_b$ concludes the proof for $\alpha \geq 0.5$.

For the case that $\alpha < 0.5$, note that $T > k^2$. We can exploit the fact that the cumulative Bayesian regret is nondecreasing in the time horizon:

$$BR_T(\pi) \geq BR_{k^2}(\pi) \geq c_L \sqrt{k^2} = c_L k,$$

as required. This completes the proof. \square

4 Optimal Algorithms

In this section we describe algorithms that are able to achieve the lower bound of §3, up to logarithmic factors. Recall that we work in the asymptotic regime where $k = \Theta(T^\alpha)$; similar to the previous section, we divide our analysis into two parts: $\alpha \leq 0.5$ and $\alpha > 0.5$. Theorems 2 and 3 state our result for these two cases, respectively. Proofs of these theorems are provided in Appendix A.

We require several definitions. For $i \in [k]$, we define:

$$N_i(t) = \sum_{s=1}^t \mathbf{1}(a_s = i); \quad \hat{\mu}_i(t) = \frac{\sum_{s=1}^t Y_{is} \mathbf{1}(a_s = i)}{N_i(t)}.$$

Thus $N_i(t)$ is the number of times arm i is pulled up to time t , and $\hat{\mu}_i(t)$ is the empirical mean reward on arm i up to time t . (We arbitrarily define $\hat{\mu}_i(t) = 1$ if $N_i(t) = 0$.) We also define $f(t) = 1 + t \log^2(t)$.

Case $\alpha < 0.5$: In this case, we show that the asymptotically optimal UCB algorithm (see, e.g., Chapter 8 of [Lattimore & Szepesvári 2019](#)) is optimal (up to logarithmic factors). For completeness, this algorithm is restated as [Algorithm 1](#).

Algorithm 1 Asymptotically Optimal UCB

- 1: **Input:** k
 - 2: **for** $t \leq k$ **do**
 - 3: Pull arm $a_t = t$
 - 4: **end for**
 - 5: **for** $t \geq k + 1$ **do**
 - 6: Pull arm $a_t = \arg \max_i \left(\hat{\mu}_i(t-1) + \sqrt{\frac{2 \log f(t)}{N_i(t-1)}} \right)$
 - 7: **end for**
-

The next theorem provides an upper bound on the Bayesian regret of UCB.

Theorem 2. *Consider the Bayesian k -armed bandit problem described in §2 where $k = \Theta(T^\alpha)$ for $0 < \alpha < 0.5$. Suppose that Assumptions 1 and 2 hold. Then, Bayesian regret of the asymptotically optimal UCB algorithm ([Algorithm 1](#)) satisfies*

$$BR_T(UCB) \leq \left(C_0 + \frac{1}{2c_0} \right) k + C_0 k (10 + 18 \log f(T)) (2 \log T + \log k) = O(k \log f(T) \log T).$$

Case $\alpha \geq 0.5$: In this case we show that the sub-sampled UCB algorithm achieves the optimal Bayesian regret (up to logarithmic factors). The pseudo-code for this algorithm can be found in [Algorithm 2](#).

Algorithm 2 Sub-Sampled UCB (SUCB)

- 1: **Input:** k : number of arms; m : sub-sampling size
 - 2: Draw m arms $\mathcal{S} = \{i_1, i_2, \dots, i_m\}$ uniformly at random (without replacement) from $1, 2, 3, \dots, k$
 - 3: Run asymptotically optimal UCB ([Algorithm 1](#)) on arms with indices in set \mathcal{S}
-

Theorem 3. *Consider the Bayesian k -armed bandit problem described in §2 where $k = \Theta(T^\alpha)$ for $\alpha \geq 0.5$. Let Assumptions 1 and 2 hold. Then, Bayesian regret of the Sub-Sampled UCB algorithm ([Algorithm 2](#)), when executed with $m = \Theta\left(\sqrt{\frac{T}{\log f(T) \log T}}\right)$ satisfies*

$$\begin{aligned} BR_T(SUCB) &\leq \left(C_0 + \frac{1}{2c_0} \right) \sqrt{T} \left(1 + \sqrt{(10 + 18 \log f(T))} \sqrt{(2.5 \log T)} \right) \\ &= O(\sqrt{T \log f(T) \log T}) \end{aligned}$$

5 A Greedy Algorithm

Motivated by the performance observed in [Figure 1](#) as described in the introduction (and further elaborated in our simulations below), in this section we characterize performance of a *greedy* algorithm. The greedy algorithm pulls each arm once and from then starts pulling the arm with the highest estimated mean; the formal definition follows.

Algorithm 3 Greedy Algorithm

- 1: **Input:** k
 - 2: **for** $t \leq k$ **do**
 - 3: Pull arm $a_t = t$
 - 4: **end for**
 - 5: **for** $t \geq k + 1$ **do**
 - 6: Pull arm $a_t = \arg \max_i \hat{\mu}_i(t - 1)$
 - 7: **end for**
-

5.1 Upper Bound on Bayesian Regret

We derive an upper bound on the performance of the greedy algorithm described in Algorithm 3. The main technical arguments in the proof involve bounding the probability that for a near-optimal arm i , the estimated mean of $\hat{\mu}_i(t - 1)$ falls below $\mu_i - \delta$, for $\delta > 0$. To start, we first state a result that shows how such a bound can be used to provide an upper bound on Bayesian regret.

Lemma 1 (Generic bounds on Bayesian regret of greedy). *Let assumptions 1 and 2 hold. Furthermore, suppose that there exist a function $h(\cdot)$ and a constant ε_0 such that for any $\varepsilon \leq \varepsilon_0$ the following holds: for any $\mu \geq 1 - \varepsilon$ and $\delta > 0$, for a sequence of i.i.d. samples $\{X_i\}_{i=1}^n$ with $X_i \sim P_\mu$, we have*

$$\mathbb{P}[\exists n : M_n < \mu - \delta] \leq \exp(-h(\delta)), \quad (4)$$

where $M_n = \sum_{i=1}^n X_i/n$. Let $C_1 = (1 - \exp(-1))/2$. Then, for any $\varepsilon \leq \varepsilon_0$, the following bound on Bayesian regret of greedy holds:

$$BR_T(\text{greedy}) \leq T \left[\frac{4}{\varepsilon} \exp\left(-\frac{kc_0\varepsilon}{12}\right) + \exp\left(\frac{-kc_0h(\varepsilon)\varepsilon}{2}\right) \right] + 3T\varepsilon + k \left(1 + \frac{9C_0}{2C_1}\right) + \frac{9kC_0}{2C_1} \log\left(\frac{1}{\varepsilon}\right). \quad (5)$$

The preceding lemma is the key technical result in the analysis of greedy algorithm. As can be observed, the value of ε should be chosen to satisfy $h(\varepsilon)\varepsilon \geq 2 \log T/(c_0k)$ in order to make sure the third term in the regret term is sub-linear in T . If such a choice of ε is used, it is easy to see that the first two terms in the regret are bounded above by a constant and therefore the dominant terms are the third and the last term. For such a choice, the upper bound reduces to:

$$3T\varepsilon + \frac{9kC_0}{2C_1} \log(1/\varepsilon) \quad \text{for} \quad \varepsilon h(\varepsilon) \geq \frac{2 \log T}{c_0k},$$

for some constants C_0 and C_1 . Therefore, the best bound is obtained by choosing $\varepsilon = \varepsilon^*$ which is the smallest value of ε that satisfies the above condition, i.e., $\varepsilon^* = \inf \{\varepsilon : \varepsilon h(\varepsilon) \geq 2 \log T/(c_0k)\}$.

This is the approach we leverage in our analysis of the greedy algorithm; in particular, the shape of h will dictate the quality of the upper bound obtained. In turn, h depends on the family of reward distributions being considered. In the remainder of the section, we provide two upper bounds on Bayesian regret of the greedy algorithm. The first only requires the assumption that the reward distribution is 1-subgaussian; this leads to an $h(\delta)$ that is quadratic. The second upper bound makes an additional (mild) assumption on the reward distribution; this leads to an $h(\delta)$ that is linear, and as a result, a better upper bound on regret.

Next, we need to find the relevant function $h(\delta)$ that appears in (4). In the general case of a 1-subgaussian reward distribution, we have the following lemma.

Lemma 2. *Let Q be a distribution with mean μ such that $Q - \mu$ is 1-subgaussian. Let $\{X_i\}_{i=1}^n$ be i.i.d samples from distribution Q , $S_n = \sum_{i=1}^n X_i$ and $M_n = S_n/n$. Then for any $\delta > 0$, we have*

$$\mathbb{P}[\exists n : M_n < \mu - \delta] \leq \exp(-\delta^2/2). \quad (6)$$

In other words, for a general 1-subgaussian reward distribution, we have $h(\delta) = \delta^2/2$. We develop a proof for the preceding lemma using *Lundberg's inequality* from ruin analysis of random walks, which is stated below. This proof technique proves to be useful in our subsequent development. The proof of Lemma 2 is provided in Appendix C.

Proposition 1 (Lundberg's Inequality). *Let X_1, X_2, \dots be a sequence of i.i.d. samples from distribution Q . Let $S_n = \sum_{i=1}^n X_i$ and $S_0 = 0$. For any $u > 0$ define the stopping time $\eta(u) = \inf \{n \geq 0 : S_n > u\}$ and let $\psi(u)$ denote the probability $\psi(u) = \mathbb{P}[\eta(u) < \infty]$. Assume there is a $\gamma > 0$ such that $\mathbb{E}[\exp(\gamma X_1)] = 1$ and that $S_n \xrightarrow{a.s.} -\infty$ on the set $\{\eta(u) = \infty\}$. Then, $\psi(u) \leq \exp(-\gamma u)$.*

The proof of Lundberg's inequality follows from applying the optional stopping theorem to martingale $\exp(\gamma S_n)$ for stopping time $\eta(u)$. For more details, see Corollary 3.4 of [Asmussen & Albrecher \[2010\]](#).

Combining Lemmas 1 & 2, we obtain the following result.

Theorem 4. *Let assumptions 1 and 2 hold. Suppose that the greedy algorithm (Algorithm 3) is executed. Let $C_1 = (1 - \exp(-1))/2$. Then, for any $k \geq 4 \log T / c_0$, the Bayesian regret of the greedy algorithm satisfies*

$$\begin{aligned} BR_T(\text{greedy}) &\leq 4T \left(\frac{kc_0}{4 \log T} \right)^{\frac{1}{3}} \exp \left(-\frac{1}{12} \left[\frac{k^2 c_0^2}{4 \log T} \right]^{\frac{1}{3}} \right) + 3T \left(\frac{4 \log T}{kc_0} \right)^{\frac{1}{3}} + k \left(1 + \frac{9C_0}{2C_1} \right) + \frac{3kC_0}{2C_1} \log \left(\frac{kc_0}{4 \log T} \right) \\ &= O \left(\max \left[T \left(\frac{\log T}{k} \right)^{\frac{1}{3}}, k \log \log k \right] \right). \end{aligned}$$

Proof. Note that the result of Lemma 2 holds for all 1-subgaussian distributions. Therefore, we can apply Lemma 1 for $h(\varepsilon) = \varepsilon^2/2$ and $\varepsilon_0 = 1$. In particular, substituting $\varepsilon = (\frac{4 \log T}{kc_0})^{1/3}$ in this Equation (5) proves the first result. The condition on k implies that $\varepsilon \leq \varepsilon_0$. \square

While the preceding upper bound on regret is appealing – in particular, it is sublinear for any $\alpha \in (0, 1]$ such that $k = T^\alpha$ – we are motivated by the empirically strong performance of the greedy algorithm (cf. Figure 1) to see if a stronger upper bound on regret is possible. To this end, we make progress by showing that the achieved rate is further improvable for a large family of sub-gaussian reward distributions, including Gaussian and Bernoulli reward families. The following definition allows us to describe the reward families for which this improvement is feasible.

Definition 1. *Let Q be a distribution that satisfies $\mathbb{E}[Q] = \mu$ and that $Q - \mu$ is 1-subgaussian. Let $\{X_i\}_{i=1}^\infty$ be a sequence of i.i.d. random variables distributed according to Q and denote $S_n = \sum_{i=1}^n X_i$. For any $\theta < \mu$ define $R_n(\theta) = \sum_{i=1}^n X_i - n\theta$ and $\tau(\theta) = \inf \{n \geq 1 : R_n(\theta) < 0 \text{ or } R_n(\theta) \geq 1\}$. We call the distribution Q **upward-looking with parameter p_0** if for any $\theta < \mu$ one of the following conditions hold:*

- $\mathbb{P}[R_{\tau(\theta)}(\theta) \geq 1] \geq p_0$.
- $\mathbb{E}[(X_1 - \theta) \mathbb{1}(X_1 \geq \theta)] \geq p_0$.

*More generally, consider a family of distributions $\mathcal{Q} = \{Q_\mu : \mu \in [0, 1]\}$ that satisfy $\mathbb{E}[Q_\mu] = \mu$ and $Q_\mu - \mu$ is 1-subgaussian. We call \mathcal{Q} **uniformly upward-looking with parameters (p_0, δ_0)** if all the distributions $Q_\mu, \mu \in [1 - \delta_0, 1]$, are upward-looking with parameter p_0 .*

In Appendix B, we show that two classes of reward distributions are uniformly upward-looking. First, the class of all reward distributions \mathcal{F} that for all $\mu \geq 1 - \delta_0$ satisfy $\mathbb{E}[(X_\mu - \mu) \mathbb{1}(X_\mu \geq \mu)] \geq c_0$ for some constant c_0 , are (p_0, c_0) upward looking. This class includes the Gaussian reward distributions. The second class includes all reward distributions such that for all $\theta < \mu$, an integer $m \geq 1$ exists such that $\mathbb{P}[X_\mu \geq \theta + 1/m]^m \geq p_0$. This class includes the Bernoulli reward distributions.

The preceding discussion reveals that many natural families of reward distributions are upward-looking. We now show that we can sharpen the result of Lemma 2 for such distributions, as stated in the following lemma. The proof is in Appendix C.

Lemma 3. Let Q be a distribution with mean μ which is upward-looking with parameter p_0 (See Definition 1). Let $\{X_i\}_{i=1}^n$ be i.i.d samples from distribution Q , $S_n = \sum_{i=1}^n X_i$ and $M_n = S_n/n$. Then for any $\delta \leq 0.05$, we have $\mathbb{P}[\exists n : M_n < \mu - \delta] \leq \exp(-p_0\delta/4)$.

Note that from this lemma, $h(\delta) = p_0\delta/4$. In our regime of interest, from Lemma 1, δ is chosen to be *small* (and indeed goes to zero as $k, T \rightarrow \infty$). As a result, this *linear* $h(\delta)$ yields a strictly sharper upper bound on regret than a *quadratic* $h(\delta)$.

Theorem 5. Let assumptions 1 and 2 hold. Suppose also the family of reward distributions \mathcal{F} is (p_0, δ_0) uniformly upward-looking. Suppose that the greedy algorithm (Algorithm 3) is executed. Let $C_1 = (1 - \exp(-1))/2$. Then for any $k \geq \frac{8 \max(400, 1/\delta_0^2)}{c_0 p_0} \log T$, the Bayesian regret of the greedy algorithm satisfies:

$$\begin{aligned} BR_T(\text{greedy}) &\leq T \sqrt{\frac{2kc_0p_0}{\log T}} \exp\left(-\sqrt{k \log T} \sqrt{\frac{c_0}{18p_0}}\right) + 3T \sqrt{\frac{\log T}{8kc_0p_0}} + k \left(1 + \frac{9C_0}{2C_1}\right) + \frac{9kC_0}{4C_1} \log\left(\log \frac{8kc_0p_0}{\log T}\right) \\ &= O\left(\max\left[T \left(\frac{\log T}{k}\right)^{1/2}, k \log \log k\right]\right). \end{aligned}$$

Proof. Note that Lemma 3 implies that for upward-looking distributions we can use Lemma 1 for $h(\varepsilon) = p_0\varepsilon/4$ and $\varepsilon_0 = \min(\delta_0, 0.05)$. Note that if $\delta_0 > 0.05$ and \mathcal{F} is uniformly upward-looking with parameters (p_0, δ_0) , so is for parameters $(p_0, 0.05)$. Hence, using the result of Lemma 1, by substituting $\varepsilon = \sqrt{(8 \log T)/(kc_0p_0)}$ in Equation (5) implies the result. The condition on k also implies that $\varepsilon \leq \varepsilon_0$ as desired. \square

We conclude with the following corollary, that restates the preceding upper bound in terms of α .

Corollary 1. Under assumptions 1 and 2, if $k = \Theta(T^\alpha)$, for uniformly upward-looking distributions we have:

$$BR_T(\text{greedy}) = \begin{cases} O(T^{1-\frac{\alpha}{2}}) \sqrt{\log T}, & \text{for } \alpha < 2/3 \\ O(T^\alpha \log \log T), & \text{for } \alpha \geq 2/3 \end{cases}.$$

6 Simulations

In this section, we provide simulations on synthetic data to compare the regret performance of the various algorithms discussed in the paper. We consider the uniform prior on $[0, 1]$, i.e., $\Gamma = \mathcal{U}[0, 1]$ and study Bayesian regret of different algorithms under Gaussian rewards: $\mathcal{F}^{\text{gaussian}} = \{\mathcal{N}(\mu, 1) : \mu \in [0, 1]\}$. (We also have done a similar analysis for Bernoulli distributions that, due to the space constraint, are deferred to Appendix D.)

For $\alpha \in \{0.3, 0.8\}$, we let $k = \lfloor T^\alpha \rfloor$ and study BR_T for logarithmically spaced values of pairs (k, T) with $T \leq 20000$. For each value of α , we generate 1000 random instances from the described model and compare the Bayesian regret of different algorithms together with its confidence intervals. For each α , we also depict the expected number of pulls across different arms based on their index (order) for the largest pair (k, T) together with its confidence intervals. We consider the following algorithms in our simulations:

- Greedy: Greedy algorithm described in Algorithm 3.
- UCB: Asymptotically optimal UCB algorithm in Algorithm 1.
- SUCB: Sub-Sampled UCB algorithm in Algorithm 2, with $m = \min\left(k, \sqrt{\frac{T}{\log f(T) \log T}}\right)$.
- UCB-F algorithm Wang et al. [2009] with the choice of confidence set $\mathcal{E}_t = 2 \log(10 \log t)$.
- TS: Thompson Sampling algorithm Thompson [1933], Russo & Van Roy [2014b], Agrawal & Goyal [2012].

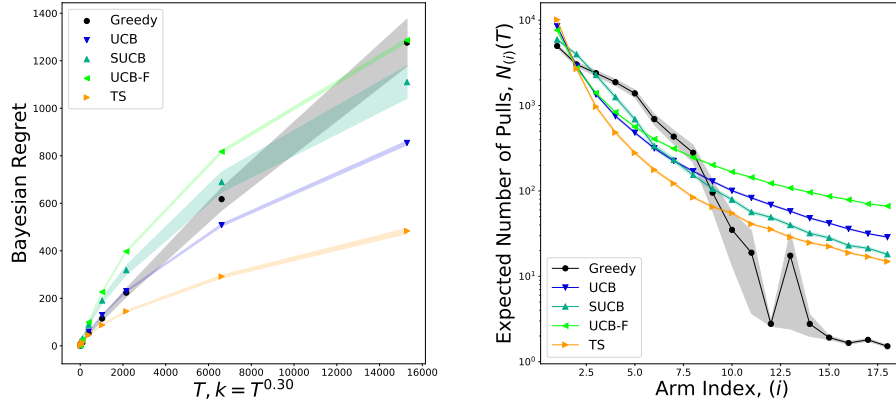


Figure 2: Bayesian regret of algorithms vs T for $\alpha = 0.3$ (left) and profile of pulls in logarithmic scale based on arms index for $\alpha = 0.3$ (right). The results are shown over 1000 simulation runs.

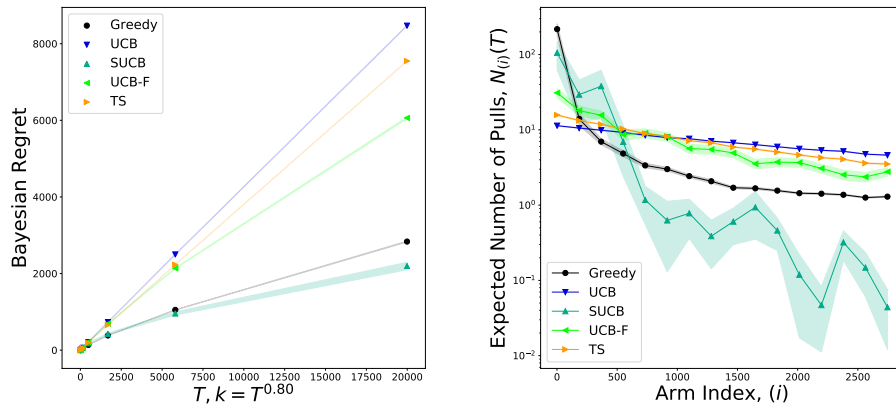


Figure 3: Bayesian regret of algorithms vs T for $\alpha = 0.8$ (left) and profile of pulls in logarithmic scale based on arms index for $\alpha = 0.8$ (right). The results are shown over 1000 simulation runs.

Note that for uniform prior and Gaussian rewards there is no closed-form expression for the posterior distribution required for Thompson sampling, and the precise implementation requires Markov chain Monte Carlo (MCMC), which is computationally expensive. Instead, we initialize TS with a mismatched prior of $\mathcal{N}(1/2, 1)$ and use this approximation for posterior calculations. Also, the analysis of UCB-F algorithm shows that the bound on regret holds for any choice of $2 \log(10 \log t) \leq \mathcal{E}_t \leq \log t$. In our simulations, we found the smallest possible value of \mathcal{E}_t achieved the best empirical performance.

Results. The results of simulations are illustrated in Figures 2 and 3. Comparing these figures with Figure 1, the following observations can be made. First, in the small α regime, the term T/\sqrt{k} on Bayesian regret of greedy algorithm dominates and as a result, greedy does not perform well; the best performance is achieved by optimal algorithms in the finitely many-armed setting such as TS and UCB. Second, for moderate α , greedy outperforms other algorithms. The profile of pulls in this setting shows that compared to other algorithms, greedy pulls the sub-optimal arms less often and only pulls close-to-optimal arms, hence leading to better empirical performance. Third, in the large α regime, greedy still performs well but the best performer is SUCB. Indeed, SUCB only uses \sqrt{T} arms and hence does not suffer from $O(k)$ regret that is incurred due to trying all arms. This also suggests that in this regime, an improved version of greedy can be achieved by randomly sub-sampling a subset of arms and executing greedy only on that set.

Note that the fluctuations in the number of pulls of SUCB for $\alpha = 0.8$ is due to the large variance that is induced due to sub-sampling. In particular, in every instance, each arm is selected with probability $\Theta(T^{0.5}/T^{0.8}) = T^{-0.3}$ which is around 0.05 for $T = 20000$. Therefore, each arm is only included in 50 random instances out of 1000 and is not pulled in other instances. This causes large fluctuations in the curve of number of pulls for SUCB, especially for sub-optimal arms that have small number of pulls on average.

7 Conclusion

We have studied the Bayesian regret behavior of a stochastic MAB setting with many arms. Besides characterizing fundamental lower bounds and providing optimal algorithms, we also noted that the greedy algorithm empirically performed surprisingly well in this setting. We provided theoretical analysis to explain this performance.

Our work naturally inspires several followup directions; we highlight two. First, our analysis is carried out in a non-contextual setting; it is natural to extend our analysis to the contextual setting with many arms, where greedy algorithms have previously been seen to perform well even with a fixed number of arms. Second, we believe our work motivates investigation of a number of refinements to greedy algorithms; e.g., those that subsample, or those that adaptively determine when to try a new arm. We leave these directions for future work.

A Proofs of Section 4

Proof of Theorem 2. The proof follows from the analysis of asymptotically optimal UCB algorithm which can be found in [Lattimore & Szepesvári \[2019\]](#) with slight modifications.

Suppose that $\boldsymbol{\mu} = (\mu_1, \mu_2, \dots, \mu_k)$ are drawn from Γ and let $\mu_{(k)} \leq \mu_{(k-1)} \leq \dots \leq \mu_{(1)}$ be a sorted version of these means. Denote $\boldsymbol{\mu}_{(\cdot)} = (\mu_{(1)}, \mu_{(2)}, \dots, \mu_{(k)})$ and note that conditioned on $\boldsymbol{\mu}_{(\cdot)}$, we can first derive an upper bound on the expected regret of the asymptotically optimal UCB algorithm and then take an expectation to derive an upper bound on the Bayes regret of this algorithm. Denote $\Delta_{(i)} = \mu_{(1)} - \mu_{(i)}$ and decompose the expected regret as

$$R_T(\text{UCB} \mid \boldsymbol{\mu}_{(\cdot)}) = \sum_{i=2}^k \Delta_{(i)} \mathbb{E}[N_{(i)}(T)].$$

where $N_{(i)}(T)$ is the number of pulls of arm with mean $\mu_{(i)}$ till time T . Theorem 8.1 of [Lattimore & Szepesvári \[2019\]](#) establishes an upper bound on $\mathbb{E}[N_{(i)}(T)]$. Specifically, for any $\epsilon \in (0, \Delta_{(i)})$, we have

$$\mathbb{E}[N_{(i)}(T)] \leq 1 + \frac{5}{\epsilon^2} + \frac{2 \log f(T) + \sqrt{\pi \log f(T)} + 1}{(\Delta_{(i)} - \epsilon)^2}.$$

Take $\epsilon = \Delta_{(i)}/2$ and note that whenever $T \geq 4$, $\sqrt{\pi \log f(T)} \leq 3 \log f(T)$ and $1 \leq \log f(T)$. Hence,

$$\mathbb{E}[N_{(i)}(T)] \leq 1 + \frac{20 + 36 \log f(T)}{\Delta_{(i)}^2}.$$

Note that as the number of pulls for each arm is upper bounded by T , we can write

$$\mathbb{E}[N_{(i)}(T)] \leq \min \left(1 + \frac{20 + 36 \log f(T)}{\Delta_{(i)}^2}, T \right).$$

Plugging this into the regret decomposition, we have

$$R_T(\text{UCB} \mid \boldsymbol{\mu}_{(\cdot)}) = \sum_{i=2}^k \min \left(\Delta_{(i)} + \frac{20 + 36 \log f(T)}{\Delta_{(i)}}, T \Delta_{(i)} \right).$$

We need to take expectation of the above expression over the distribution of $\boldsymbol{\mu}_{(\cdot)} = (\mu_{(1)}, \mu_{(2)}, \dots, \mu_{(k)})$. As it can be observed from the above representation, only the distribution of $\Delta_{(2)}, \Delta_{(3)}, \dots, \Delta_{(k)}$ matters. We separate the case of $i = 2$ and $i \geq 3$ and write

$$BR_T(\text{UCB}) \leq \sum_{i=3}^k \mathbb{E} \left[\Delta_{(i)} + \frac{20 + 36 \log f(T)}{\Delta_{(i)}} \right] + \mathbb{E} \left[\min \left(\Delta_{(2)} + \frac{20 + 36 \log f(T)}{\Delta_{(2)}}, T \Delta_{(2)} \right) \right].$$

Lemma 4 shows that for any $i \geq 3$, we have $\mathbb{E}[\frac{1}{\Delta_{(i)}}] \leq \frac{C_0 k}{i-2}$. Furthermore, it shows that for $i \geq 2$, $\mathbb{E}[\Delta_{(i)}] \leq \frac{i-1}{c_0(k+1)}$. Now looking at the term describing $\Delta_{(2)}$, we divide the expectation into two regimes: $\Delta_{(2)} \leq 1/\sqrt{T}$ and $\Delta_{(2)} > 1/\sqrt{T}$. As it is shown in Lemma 4, $U = \Delta_{(2)}$ has the following density

$$g_U(u) = k(k-1) \int_0^{1-u} g(x)g(x+u)G(x)^{k-2} dx \leq k(k-1)C_0 \int_0^{1-u} g(x)G(x)^{k-2} dx = kC_0 G(1-u)^{k-1} \leq kC_0,$$

where we used the fact that $\frac{d}{dz} G^{k-1}(z) = (k-1)g(z)G^{k-2}(z)$ together with the fundamental theorem of calculus. Note that here G is the cumulative of distribution Γ defined according to $G(z) = \int_0^z g(x)dx$. Hence,

we can write

$$\begin{aligned} \mathbb{E} \left[\min \left(\Delta_{(2)} + \frac{20 + 36 \log f(T)}{\Delta_{(2)}}, T\Delta_{(2)} \right) \right] &\leq C_0 k \left[\int_0^{1/\sqrt{T}} Tz dz + \int_{1/\sqrt{T}}^1 \left(z + \frac{20 + 36 \log f(T)}{z} \right) dz \right] \\ &\leq \frac{C_0 k}{2} + \frac{C_0 k}{2} + C_0 k (20 + 36 \log f(T)) \int_{1/\sqrt{T}}^1 \frac{1}{z} dz \\ &= C_0 k + C_0 k (10 + 18 \log f(T)) \log T. \end{aligned}$$

Summing up all these terms, implies the following Bayesian regret bound for UCB:

$$\begin{aligned} BR_T(\text{UCB}) &\leq \sum_{i=3}^k \left[\frac{i-1}{c_0(k+1)} + (20 + 36 \log f(T)) \frac{C_0 k}{i-2} \right] + C_0 k + C_0 k (10 + 18 \log f(T)) \log T \\ &\leq \frac{k}{2c_0} + C_0 k (20 + 36 \log f(T)) (1 + \log k) + C_0 k + C_0 k (10 + 18 \log f(T)) \log T \\ &\leq \left(C_0 + \frac{1}{2c_0} \right) k + C_0 k (10 + 18 \log f(T)) (2 \log T + \log k) = O(k \log f(T) \log T), \end{aligned}$$

as desired. \square

Proof of Theorem 3. This follows from Theorem 2. Note that by letting $d\boldsymbol{\mu} = d\mu_1 d\mu_2 \cdots d\mu_k$ and $g(\boldsymbol{\mu}) = g(\mu_1)g(\mu_2) \cdots g(\mu_k)$ we can write the Bayesian regret of SUCB as:

$$\begin{aligned} BR_T(\text{SUCB}) &= \int_{[0,1]^k} R_T(\text{SUCB} \mid \boldsymbol{\mu}) g(\boldsymbol{\mu}) d\boldsymbol{\mu} = \int_{[0,1]^k} \mathbb{E} \left[\sum_{t=1}^T \left(\max_{i=1}^k \mu_i - \mu_{A_t} \right) \mid \boldsymbol{\mu} \right] g(\boldsymbol{\mu}) d\boldsymbol{\mu} \\ &= \int_{[0,1]^k} \mathbb{E} \left[\sum_{t=1}^T \left(\max_{l=1}^m \mu_{i_l} - \mu_{A_t} \right) \mid \boldsymbol{\mu} \right] g(\boldsymbol{\mu}) d\boldsymbol{\mu} + \int_{[0,1]^k} \mathbb{E} \left[\sum_{t=1}^T \left(\max_{i=1}^k \mu_i - \max_{l=1}^m \mu_{i_l} \right) \mid \boldsymbol{\mu} \right] g(\boldsymbol{\mu}) d\boldsymbol{\mu} \\ &= \int_{[0,1]^k} \mathbb{E} \left[\sum_{t=1}^T \left(\max_{l=1}^m \mu_{i_l} - \mu_{A_t} \right) \mid \boldsymbol{\mu} \right] g(\boldsymbol{\mu}) d\boldsymbol{\mu} + T \mathbb{E} \left[\max_{i=1}^k \mu_i \right] - T \mathbb{E} \left[\max_{l=1}^m \mu_{i_l} \right]. \end{aligned}$$

Now, as m arms i_1, i_2, \dots, i_m have the same distribution as $\mu_1, \mu_2, \dots, \mu_k$ (i.e., Γ), the first term is Bayesian regret of UCB algorithm with m arms. Hence, we can invoke Theorem 2 to derive an upper bound on the first term. For the second term, note that

$$\mathbb{E} \left[\max_{i=1}^k \mu_i \right] = \int_0^1 \mathbb{P} \left[\max_{i=1}^k \mu_i \geq z \right] dz = \int_0^1 1 - G(1-z)^k dz = 1 - \int_0^1 G(1-z)^k dz$$

and similarly $\mathbb{E} \left[\max_{l=1}^m \mu_{i_l} \right] = 1 - \int_0^1 G(1-z)^m dz$. Therefore, using the change of variable $y = 1-z$ and then $G(y) = x$ we can write

$$\begin{aligned} \mathbb{E} \left[\max_{i=1}^k \mu_i \right] - \mathbb{E} \left[\max_{l=1}^m \mu_{i_l} \right] &= \int_0^1 G(y)^m (1 - G(y)^{k-m}) dy = \int_0^1 x^m (1-x)^m \frac{1}{g(G^{-1}(x))} dx \\ &\leq \frac{1}{c_0} \int_0^1 x^m (1-x)^m dx = \frac{1}{c_0} \left(\frac{1}{m+1} - \frac{1}{k+1} \right), \end{aligned}$$

where in above we used the chain-rule for taking the derivative of $x = G(y)$ together with $1/g(z) \leq 1/c_0$. Hence,

$$BR_T(\text{SUCB}) \leq \left(C_0 + \frac{1}{2c_0} \right) m + C_0 m (10 + 18 \log f(T)) (2 \log T + \log m) + \frac{T}{c_0} \left(\frac{1}{m+1} - \frac{1}{k+1} \right).$$

Note that if $m \leq k/2$, then the last term satisfies

$$\frac{1}{m+1} - \frac{1}{k+1} = \frac{k-m}{(m+1)(k+1)} \leq \frac{1}{2m},$$

Therefore, as $k \geq \sqrt{T}$, choosing m according to

$$m = \sqrt{\frac{T}{(10 + 18 \log f(T))(2 \log T + \log m)}} \leq \frac{\sqrt{T}}{2} < \sqrt{T},$$

implies that

$$\begin{aligned} BR_T(\text{SUCB}) &\leq \left(C_0 + \frac{1}{2c_0}\right) \sqrt{T} \left(1 + \sqrt{(10 + 18 \log f(T))} \sqrt{(2 \log T + \log m)}\right) \\ &\leq \left(C_0 + \frac{1}{2c_0}\right) \sqrt{T} \left(1 + \sqrt{(10 + 18 \log f(T))} \sqrt{(2.5 \log T)}\right) \\ &= O(\sqrt{T \log f(T) \log T}) \end{aligned}$$

as desired. \square

B Examples of Uniformly Upward-Looking Distributions

In this section we show that two general family of distributions are uniformly upward-looking. We first start by showing that the Gaussian family is uniformly upward looking.

Example 1 (Gaussian Distribution). *Suppose $\mathcal{F}^{\text{gaussian}} = \{\mathcal{N}(\mu, 1) : \mu \in [0, 1]\}$. Then, for any $\delta_0 \leq 1$ the family $\mathcal{F}^{\text{gaussian}}$ is uniformly upward-looking with parameters $(1/\sqrt{\pi}, \delta_0)$. To see this, note that for any $\theta < \mu$ the random variable $X_\mu - \theta$ is distributed according to $\mathcal{N}(\mu - \theta, 1)$. Hence, using the second condition in Definition 1, for $X_1 \sim \mathcal{N}(\mu, 1)$ we have*

$$\mathbb{E}[(X_1 - \theta)\mathbb{1}(X_1 \geq \theta)] \geq \frac{\mathbb{E}_{Z \sim \mathcal{N}(0,1)}|Z|}{2} = \frac{1}{\sqrt{\pi}}.$$

More generally, suppose that Z is 1-subgaussian and consider the family of reward distributions $\mathcal{F} = \mu + Z$. In other words, the family \mathcal{F} is shift-invariant, meaning that $P_{\mu'} = P_\mu + (\mu' - \mu)$. The same argument as analysis in Example 1 shows that for any choice of $\delta_0 \leq 1$, \mathcal{F} is uniformly upward-looking with parameters (p_0, δ_0) with $p_0 = \mathbb{E}[Z\mathbb{1}(Z \geq 0)]$.

Although the second condition in Definition 1 holds for many distributions, it does not hold for Bernoulli distributions. In fact, if $X_1 \sim \mathcal{B}(\mu)$, then for any $0 < \theta < \mu$, $\mathbb{E}[(X_1 - \theta)\mathbb{1}(X_1 \geq \theta)] = \mu(1 - \theta)$ which goes to zero as $\theta \rightarrow \mu \rightarrow 1$. Nevertheless, we can use the first condition in Definition 1 to show that the family of Bernoulli distributions is uniformly upward-looking.

Example 2 (Bernoulli Distribution). *Suppose $\mathcal{F}^{\text{bernoulli}} = \{\mathcal{B}(\mu) : \mu \in [0, 1]\}$ where for $Z \sim \mathcal{B}(\mu)$, $\mathbb{P}[Z = 1] = \mu = 1 - \mathbb{P}[Z = 0]$. Then, $\mathcal{F}^{\text{bernoulli}}$ is uniformly upward-looking for $(1/8, \delta_0)$ for any $\delta_0 \leq 1/2$. To see this, let $\mu \in [1 - \delta_0, 1]$. We want to show that $\mathcal{B}(\mu)$ satisfies the first condition in Definition 1. To show this, let $\theta < \mu$. We want to prove that the random walk $R_n(\theta) = \sum_{i=1}^n X_i - n\theta$ hits 1 with a constant probability, before hitting 0. Let $m = \lceil 1/(1 - \theta) \rceil$ and note that*

$$\mathbb{P}[X_1 = X_2 = \dots = X_m = 1] = \mu^m \geq \mu^{1/(1-\theta)} \mu.$$

Note that if $\theta < 1/2$, then the above quantity is at least $\mu^3 \geq 1/8$. Otherwise, using change of variable $z = 1/(1 - \theta) \leq 2$ we have

$$\mu^{1/(1-\theta)} \mu \geq \left(1 - \frac{1}{z}\right)^z \mu \geq \frac{1}{4} \frac{1}{2} = \frac{1}{8},$$

which is true since $(1 - 1/z)^z \geq 1/4$ for $z \leq 2$ (the limit when $z \rightarrow 0$ is $\exp(-1)$). Now note that under this event, at $n = m$ the random walk satisfies $R_m(\theta) = m - m\theta \geq 1$ and will never drop below 0 prior to that. Hence, the first condition in Definition 1 is satisfied and all distributions $\mathcal{B}(\mu)$ with $\mu \geq 1 - \delta_0$ are 1/8 upward-looking, as desired.

More generally, consider the family of reward distributions $\mathcal{F} = \{P_\mu : \mu \in [0, 1]\}$. Suppose that there exist constants $\delta_0 < 1$ and $p_0 > 0$ such that for any $\mu \geq 1 - \delta_0$ and $\theta < \mu$, the integer $m \geq 1$ exists such that

$$\mathbb{P}[X_\mu \geq \theta + 1/m]^m \geq p_0;$$

then it is easy to observe that \mathcal{F} is upward-looking with parameters (p_0, δ_0) , similar to the analysis in Example 2. Indeed, the probability of having $X_i \geq \theta + 1/m$ for all $1 \leq i \leq m$ is at least p_0 . It is not hard to see under this condition, the random walk $R_{\mu,n}(\theta) = \sum_{i=1}^n X_{\mu,i} - n\theta$ will first hit 1 (at time m).

C Proofs of Section 5

C.1 Proof of Lemma 1

Partition the interval $(0, 1)$ into sub-intervals of size ε . In particular, let I_1, I_2, \dots, I_h be defined as $I_j = (1 - j\varepsilon, 1 - (j-1)\varepsilon]$, where $h = \lceil 1/\varepsilon \rceil$. Let N_j be the number of means μ that fall into the interval I_j . For any $1 \leq j \leq h$ and any $1 \leq i \leq k$, define $Z_{ij} = \mathbb{1}(\mu_i \in I_j)$. Note that for any fixed i , $\{Z_{ij}\}_{j=1}^k$ are independent Bernoulli variables satisfying $N_j = \sum_{i=1}^k Z_{ij}$ and $\mathbb{E}[Z_{ij}] = p_j = \mathbb{P}(\Gamma \in (1 - j\varepsilon, 1 - (j-1)\varepsilon]) \in [c_0\varepsilon, C_0\varepsilon]$ as the density of Γ belongs to $[c_0, C_0]$. Therefore, using a Chernoff inequality for any $\theta \in (0, 1/2]$ we have

$$\mathbb{P}\left(\left|\frac{N_j}{k} - p_j\right| \leq \theta p_j\right) \leq 2 \exp(-kp_j\theta^2/3).$$

Define $\mathcal{F} = \bigcap_{j=1}^h \{N_j \in [c_0k\varepsilon/2, 3C_0k\varepsilon/2]\}$. As $p_j \in [c_0\varepsilon, C_0\varepsilon]$, picking $\theta = 1/2$, and taking a union bound over $j \in [h]$ implies that

$$\mathbb{P}(\bar{\mathcal{F}}) \leq 2h \exp(-kc_0\varepsilon/12) \leq \frac{4}{\varepsilon} \exp(-kc_0\varepsilon/12).$$

Suppose that indices $n_1, n_2, \dots, n_r \in [k]$ correspond to all arms that satisfy $\mu_{n_l} \geq 1 - \varepsilon$. For any $1 \leq l \leq r$, the inequality stated in Equation (4) for $\delta = \varepsilon$ implies that

$$\mathbb{P}(\exists t : \hat{\mu}_{n_l}(t) < 1 - 2\varepsilon) \leq \exp(-h(\varepsilon)).$$

These events are independent for $1 \leq l \leq r$ and therefore if we define $\bar{\mathcal{G}} = \bigcap_{l: \mu_l \in I_1} \{\exists t : \hat{\mu}_l(t) < 1 - 2\varepsilon\}$ then

$$\mathbb{P}(\bar{\mathcal{G}} \cap \mathcal{F}) \leq \exp(-N_1 h(\varepsilon)) \leq \exp\left(-k \frac{c_0}{2} h(\varepsilon) \varepsilon\right).$$

Now the Bayesian regret can be written as

$$BR_T(\pi) = \mathbb{E}_\mu \left[\sum_{\Delta_i > 0} \Delta_i \mathbb{E}[N_i(T) \mid \mu] \right] \leq T \{ \mathbb{P}(\bar{\mathcal{G}} \cap \mathcal{F}) + \mathbb{P}(\bar{\mathcal{F}}) \} + \mathbb{E}_\mu \left[\sum_{\Delta_i > 0} \Delta_i \mathbb{E}[N_i(T) \mid \mu] \mathbb{1}(\mathcal{F} \cap \mathcal{G}) \right] \quad (7)$$

where $N_i(t)$ denotes the total number of pulls for the sub-optimal arm i and $\Delta_i = \mu^* - \mu_i$ is the gap for such an arm. Now suppose that both events \mathcal{F} and \mathcal{G} hold. We want to provide an upper bound on $\mathbb{E}[N_i(T) \mid \mu]$ for sub-optimal arms that have their means smaller than $1 - 3\varepsilon$ (i.e., they belong to I_4, I_5, \dots, I_h). Note that we pull each arm once and afterwards the arms are pulled using a greedy policy explained in Algorithm 3. Since \mathcal{G} and \mathcal{F} hold, there exists at least one arm that has its mean in I_1 and its empirical estimate is always larger than $1 - 2\varepsilon$. Hence,

$$\mathbb{P}(N_i(T) \geq t + 1 \mid \mu) \leq \mathbb{P}(\hat{\mu}_i(t) \geq 1 - 2\varepsilon \mid \mu) \leq \exp\left(-\frac{(1 - 2\varepsilon - \mu_i)^2 t}{2}\right),$$

where we used the fact that a sub-optimal arm i (with mean less than $1 - 3\varepsilon$) only would be pulled for the $t + 1$ time if its estimate after t samples is larger than $1 - 2\varepsilon$ and that (centered version of) $\hat{\mu}_i(t)$ is $1/t$ -subgaussian. Now note that for any discrete random variable Z that only takes positive values, we have $\mathbb{E}[Z] = \sum_{t=1}^{\infty} \mathbb{P}(Z \geq t)$. Hence,

$$\begin{aligned} \mathbb{E}[N_i(T) \mid \boldsymbol{\mu}] &= 1 + \sum_{t \geq 1} \mathbb{P}(N_i(T) \geq t + 1 \mid \boldsymbol{\mu}) \\ &\leq 1 + \sum_{t=1}^{\infty} \exp\left(-\frac{(1 - 2\varepsilon - \mu_i)^2 t}{2}\right) \\ &= 1 + \frac{1}{1 - \exp\left(\frac{(1 - 2\varepsilon - \mu_i)^2}{2}\right)} \end{aligned}$$

Now note that for any $z \in [0, 1]$ we have $\exp(-z) \leq 1 - 2C_1 z$ where $C_1 = (1 - \exp(-1))/2$. Hence, we have

$$\mathbb{E}[N_i(T) \mid \boldsymbol{\mu}] \leq 1 + \frac{1}{C_1(1 - 2\varepsilon - \mu_i)^2},$$

which implies that

$$\Delta_i \mathbb{E}[N_i(T) \mid \boldsymbol{\mu}] \leq (1 - \mu_i) + \frac{1 - \mu_i}{C_1(1 - 2\varepsilon - \mu_i)^2} \leq 1 + \frac{3}{C_1(1 - 2\varepsilon - \mu_i)},$$

where we used the inequality $1 - \mu_i \leq 3(1 - 2\varepsilon - \mu_i)$ which is true as $\mu_i \leq 1 - 3\varepsilon$. Now note that all above is true for any arm whose mean belongs to $\cup_{j=4}^h I_j$. Also, under the event \mathcal{F} number of arms N_j in each I_j is at most $3C_0 k \varepsilon / 2$. Hence,

$$\begin{aligned} \sum_{j=4}^h \sum_{i: \mu_i \in I_j} \Delta_i \mathbb{E}[N_i(T) \mid \boldsymbol{\mu}] \mathbb{1}(\mathcal{F} \cap \mathcal{G}) &\leq \sum_{j=4}^h \sum_{i: \mu_i \in I_j} \left(1 + \frac{3}{C_1(1 - 2\varepsilon - \mu_i)}\right) \\ &\leq k + \frac{9kC_0\varepsilon}{2} \sum_{j=4}^h \frac{1}{C_1(j - 3)\varepsilon} \leq k + \frac{9kC_0}{2C_1} \sum_{j=1}^h \frac{1}{j} \\ &\leq k + \frac{9kC_0}{2C_1} (1 + \log h) \leq k \left(1 + \frac{9C_0}{2C_1}\right) + \frac{9kC_0}{2C_1} \log(1/\varepsilon). \end{aligned}$$

Finally, the total regret of arms that belong to I_1, I_2 and I_3 is upper bounded by $3T\varepsilon$. Hence,

$$\mathbb{E}_{\boldsymbol{\mu}} \left[\sum_{\Delta_i > 0} \Delta_i \mathbb{E}[N_i(T) \mid \boldsymbol{\mu}] \mathbb{1}(\mathcal{F} \cap \mathcal{G}) \right] \leq 3T\varepsilon + k \left(1 + \frac{9C_0}{2C_1}\right) + \frac{9kC_0}{2C_1} \log(1/\varepsilon).$$

Hence, replacing this in Equation (7) we get

$$BR_T \leq T \left(\frac{4}{\varepsilon} \exp(-kc_0\varepsilon/12) + \exp\left(-k\frac{c_0}{2}h(\varepsilon)\varepsilon\right) \right) + 3T\varepsilon + k \left(1 + \frac{9C_0}{2C_1}\right) + \frac{9kC_0}{2C_1} \log(1/\varepsilon),$$

as desired.

C.2 Proof of Lemma 2

The proof of this Lemma uses Lundberg's inequality. Let $Z_i = X_i - \mu + \delta/2$. Then, we are interested in bounding the probability

$$\mathbb{P} \left[\exists n \geq 1 : \sum_{i=1}^n Z_i < -n\delta/2 \right] \leq \mathbb{P} \left[\exists n \geq 1 : \sum_{i=1}^n Z_i < -\delta/2 \right].$$

We claim that the later probability is upper bounded by $\exp(-\delta^2/2)$. To prove this, first we claim that the conditions of Lundberg's inequality stated in Proposition 1 are satisfied for $S_n = \sum_{i=1}^n (-Z_i)$. Denote $M_Z(s) = \mathbb{E}[\exp(sZ)]$ and note that as $Z_i - \delta/2$ is 1-subgaussian, $M_Z(s)$ exists for all values of s . Further, without any loss in generality, we can assume $\mathbb{P}[Z_i < 0] > 0$, since otherwise $\mathbb{P}[\exists n \geq 1 : \sum_{i=1}^n Z_i < -n\delta/2] = 0 \leq \exp(-\delta^2/2)$ is satisfied. Hence, as $\mathbb{E}[Z_i] = \delta/2$, we have that $\lim_{s \rightarrow -\infty} M_Z(s)$ goes to ∞ . Furthermore, $M_Z(0) = 1$ and $M'_Z(0) = \mathbb{E}[Z_1] = \delta/2 > 0$. Therefore, we conclude that there exists a $\gamma > 0$ such that $M_Z(-\gamma) = 0$. Note that Z_i has finite moments and therefore the Strong Law of Large Numbers (SLLN) implies that S_n diverges almost surely to $-\infty$. Therefore, looking at $\tau(u) = \inf \{n \geq 1 : S_n > u\}$, S_n diverges almost surely to $-\infty$ on the set $\{\tau(u) = \infty\}$. Hence, the conditions of Lundberg's inequality are satisfied and therefore

$$\mathbb{P} \left[\exists n \geq 1 : \sum_{i=1}^n Z_i < -\delta/2 \right] \leq \exp(-\gamma\delta/2).$$

Now we claim that $\gamma \geq \delta$ which concludes the proof. Note that $\exp(-\gamma Z_1) = 1$ and $Z_1 - \delta/2$ is 1-subgaussian. Hence,

$$\mathbb{E}[\exp(-\gamma(Z_1 - \delta/2))] = \exp(\gamma\delta/2) \leq \exp(\gamma^2/2),$$

hence $\gamma \geq \delta$. This concludes the proof.

C.3 Proof of Lemma 3

Recall that $M_n = \sum_{i=1}^n X_i/n$ and we are interested in bounding the probability that M_n falls below $\mu - \delta$. In Definition 1, pick $\theta = \mu - \delta$ and define $Z_i = X_i - \theta$ and note that

$$\begin{aligned} \mathbb{P}[\exists n : M_n < \mu - \delta] &= \mathbb{P} \left[\exists n \geq 1 : \frac{\sum_{i=1}^n X_i}{n} < \mu - \theta \right] \\ &= \mathbb{P} \left[\exists n \geq 1 : \sum_{i=1}^n X_i < n\delta \right] \\ &= \mathbb{P} \left[\exists n \geq 1 : \sum_{i=1}^n Z_i < 0 \right]. \end{aligned}$$

Note that, without any loss in generality, we can assume that $\mathbb{P}[Z_i < 0] > 0$, since otherwise the above probability is 0 which is of course less than $\exp(-p_0\delta/4)$. Note that Q is p_0 upward-looking, it implies that one of the following holds:

- $\mathbb{P}[R_{\tau(\theta)}(\theta) \geq 1] \geq p_0$ for $R_n(\theta) = S_n - n\theta = \sum_{i=1}^n Z_i$.
- $\mathbb{E}[(X_1 - \theta)\mathbb{1}(X_1 \geq \theta)] \geq p_0$.

We consider each of these cases separately.

Case 1. In this case, the random walk $R_n(\theta) = \sum_{i=1}^n X_i - n\theta = \sum_{i=1}^n Z_i$ hits 1 before going below 0 with probability at least p_0 . Hence, denoting $\mathbb{P}[R_{\tau(\theta)}(\theta) \geq 1] = p$, letting $N = \tau(\theta)$, by conditioning on value

$R_N(\theta)$ we can write

$$\begin{aligned}
& \mathbb{P}[\exists n : R_n(\theta) < 0] \\
& \leq \mathbb{P}[R_N(\theta) < 0 \text{ or } N = \infty] + \mathbb{P}[R_N(\theta) \geq 1] \times \mathbb{P}[\exists n \geq 1 : R_n < 0 \mid R_N(\theta) \geq 1] \\
& \leq (1-p) + p\mathbb{P}[\exists n \geq 1 : R_n(\theta) < 0 \mid R_1(\theta) \geq 0, R_2(\theta) \geq 0, \dots, R_{N-1}(\theta) \geq 0, R_N(\theta) \geq 1] \\
& = (1-p) + p\mathbb{P}\left[\exists n \geq N+1 : R_N(\theta) + \sum_{i=N+1}^n Z_i < 0 \mid R_1(\theta) \geq 0, R_2(\theta) \geq 0, \dots, R_{N-1}(\theta) \geq 0, R_N(\theta) \geq 1\right] \\
& \leq (1-p) + p\mathbb{P}\left[\exists n \geq N+1 : 1 + \sum_{i=N+1}^n Z_i < 0 \mid R_1(\theta) \geq 0, R_2(\theta) \geq 0, \dots, R_{N-1}(\theta) \geq 0, R_N(\theta) \geq 1\right] \\
& \leq (1-p) + p\mathbb{P}\left[\exists n \geq N+1 : \sum_{i=N+1}^n (-Z_i) > 1\right]
\end{aligned}$$

where in the above we used the fact that $R_n(\theta)$ only depends on $\{Z_i\}_{i=1}^n$ and that the distribution of $\{Z_i\}_{i=N+1}^\infty$ is independent of $\{Z_i\}_{i=1}^N$. For the last argument we want to use Lundberg's inequality for the summation $\sum_{i=N+1}^n (-Z_i)$. First note that, $\mathbb{E}[-Z_i] = \theta - \mu = -\delta < 0$. Therefore, by SLLN (note that $-Z_i$ has finite moments, as its centered version is sub-gaussian) $\lim_{n \rightarrow \infty} \sum_{i=N+1}^n (-Z_i) \rightarrow -\infty$ almost surely. Hence, for using Lundberg's inequality stated in Proposition 1, we only need to show the existence of $\gamma > 0$ such that $\mathbb{E}[\exp(\gamma(-Z_1))] = 1$. For proving this, let $M(s) = \mathbb{E}[\exp(sZ_1)]$ be the moment generating function of Z_1 which exists for all values of s (due to sub-gaussianity of $Z_1 - \mathbb{E}[Z_1]$). Note that $M(0) = 1$ and $M'(0) = \mathbb{E}[Z_1] = \delta > 0$. Note that as $P[Z_1 < 0] > 0$ and as $M(s)$ is defined for all values of s , there exists $\gamma > 0$ such that $M(-\gamma) = 1$. In other words, given the condition $P[Z_1 < 0] > 0$, $\lim_{s \rightarrow -\infty} M(s)$ goes to $+\infty$. Hence, due to the continuity of $M(s)$, there exists $\gamma > 0$ such that $\mathbb{E}[\exp(-\gamma Z_1)] = 1$. Hence, we can apply Lundberg's inequality which states that:

$$\mathbb{P}\left[\exists n \geq N : \sum_{i=N+1}^n (-Z_i) > 1\right] = \mathbb{P}\left[\exists n \geq N : \sum_{i=1}^n (-Z_i) > 1\right] = \psi(1) \leq \exp(-\gamma).$$

Now we claim that $\gamma \geq 2\mathbb{E}[Z_1] = 2\delta$. This is true according to $Z_1 - \mathbb{E}[Z_1]$ being 1-subgaussian and that

$$\mathbb{E}[\exp(-\gamma(Z_1 - \mathbb{E}[Z_1]))] = \exp(\gamma\delta) \leq \exp(\gamma^2/2),$$

which proves our claim. Combining all these results and using $p \geq p_0$ we have

$$\begin{aligned}
\mathbb{P}[\exists n : M_n < \mu - \delta] & \leq (1-p_0) + p_0 \exp(-2\delta) \\
& \leq (1-p_0) + p_0(1-\delta/4) \\
& \leq \exp(-p_0\delta/4),
\end{aligned}$$

where we used the inequality $1-z \leq \exp(-z) \leq 1-z/8$ for $z = 2\delta$ which is true for any $z \leq 2$ (or equivalently, $\delta \leq 1$).

Case 2. Proof of this part is similar and relies again on Lundberg's inequality. Here, we are going to condition on the value of Z_1 which is independent of Z_i for $i \geq 2$. Our goal is to relate the desired probability

to the ruin probability for the random walk $S'_n = -\sum_{i=2}^n Z_i$. Hence,

$$\begin{aligned}
\mathbb{P}\left[\exists n : \sum_{i=1}^n Z_i < 0\right] &= \mathbb{P}[Z_1 < 0] + \int_{Z_1 \geq 0} \mathbb{P}\left[\exists n \geq 2 : Z_1 + \sum_{i=2}^n Z_i > 0 \mid Z_1\right] dP_{Z_1} \\
&= \mathbb{P}[Z_1 < 0] + \int_{Z_1 \geq 0} \mathbb{P}[\exists n \geq 2 : Z_1 - S'_n < 0] dP_{Z_1} \\
&= \mathbb{P}[Z_1 < 0] + \int_{Z_1 \geq 0} \mathbb{P}[\exists n \geq 2 : S'_n > Z_1] dP_{Z_1} \\
&= \mathbb{P}[Z_1 < 0] + \int \psi(Z_1) \mathbb{1}(Z_1 \geq 0) dP_{Z_1},
\end{aligned}$$

where $\psi(\cdot)$ is the ultimate ruin probability for the random walk $S_n = -\sum_{i=2}^n Z_i$. Now we want to apply Proposition 1 to provide an upper bound on $\psi(z)$. Similar to the previous case, we can show that the conditions of Lundberg's inequality holds and hence Proposition 1 implies that $\psi(z) \leq \exp(-\gamma z)$ where γ is the Lundberg coefficient of distribution $-Z_1$ that satisfies $\mathbb{E}[\exp(-\gamma Z_1)] = 1$. Similar to the previous case we can show that $\gamma \geq 2\mathbb{E}[Z_1] \geq 2\delta$ and therefore, $\psi(z) \leq \exp(-\gamma z) \leq \exp(-2\delta z)$ holds for all $z \geq 0$. Hence,

$$\mathbb{P}[\exists n : M_n < \theta] \leq \mathbb{P}[Z_1 < 0] + \mathbb{E}[\exp(-2\delta Z_1) \mathbb{1}(Z_1 \geq 0)].$$

Now we can use the inequality $\exp(-t) \leq 1 - t/e$ which is true for $0 \leq t \leq 1$. Replacing $t = 2\delta z$, implies that for $z \leq \frac{1}{2\delta}$ we have

$$\exp(-2\delta z) \leq 1 - \frac{2\delta z}{e}.$$

Therefore,

$$\begin{aligned}
\int \exp(-2\delta Z_1) \mathbb{1}(Z_1 \geq 0) dP_{Z_1} &= \int \exp(-2\delta Z_1) \mathbb{1}\left(0 \leq Z_1 \leq \frac{1}{2\delta}\right) dP_{Z_1} + \int \exp(-2\delta Z_1) \mathbb{1}\left(Z_1 > \frac{1}{2\delta}\right) dP_{Z_1} \\
&\leq P(Z_1 \geq 0) - \frac{2\delta}{e} \int \left(0 \leq Z_1 \leq \frac{1}{2\delta}\right) Z dP_{Z_1}.
\end{aligned}$$

Hence,

$$\mathbb{P}[\exists n : M_n < \theta] \leq 1 - \frac{2\delta}{e} \mathbb{E}\left[Z_1 \mathbb{1}\left(0 \leq Z_1 \leq \frac{1}{2\delta}\right)\right].$$

Our goal is to show that if $\delta \leq 0.05$, then

$$\mathbb{E}\left[Z_1 \mathbb{1}\left(0 \leq Z_1 \leq \frac{1}{2\delta}\right)\right] \geq \frac{\mathbb{E}[Z_1 \mathbb{1}(Z_1 \geq 0)]}{2}. \quad (8)$$

For proving this note that for $\delta \leq 1/2$ we have $\frac{1}{2\delta} \geq \delta + \frac{1}{4\delta}$. Hence, according to 1-subgaussianity of $Z_1 - \delta$ we have

$$\begin{aligned}
\mathbb{E}\left[Z_1 \mathbb{1}\left(Z_1 > \frac{1}{2\delta}\right)\right] &= \frac{1}{2\delta} \mathbb{P}\left[Z_1 > \frac{1}{2\delta}\right] + \int_{\frac{1}{2\delta}}^{\infty} \mathbb{P}[Z_1 > t] dt \\
&\leq \frac{1}{2\delta} \exp\left(-\frac{1}{2} \frac{1}{16\delta^2}\right) + \int_{\delta + \frac{1}{4\delta}}^{\infty} \mathbb{P}[Z_1 > t] dt \\
&\leq \frac{1}{2\delta} \exp\left(-\frac{1}{32\delta^2}\right) + \int_{\frac{1}{4\delta}}^{\infty} \exp(-t^2/2) dt \\
&\leq \left(\frac{1}{2\delta} + \sqrt{2\pi}\right) \exp\left(-\frac{1}{32\delta^2}\right).
\end{aligned}$$

We claim that the above probability is less than $\delta/2$. In fact, a simple numerical calculation shows that for all $\delta \leq 0.05$ we have

$$\left(\frac{1}{2\delta} + \sqrt{2\pi}\right) \exp\left(-\frac{1}{32\delta^2}\right) \leq \frac{\delta}{2}.$$

Hence, this implies that

$$\begin{aligned} \mathbb{E}\left[Z_1 \mathbb{1}\left(0 \leq Z_1 \leq \frac{1}{2\delta}\right)\right] &= \mathbb{E}[Z_1 \mathbb{1}(Z_1 \geq 0)] - \mathbb{E}\left[Z_1 \mathbb{1}\left(Z_1 > \frac{1}{2\delta}\right)\right] \\ &\geq \mathbb{E}[Z_1 \mathbb{1}(Z_1 \geq 0)] - \frac{\delta}{2}. \end{aligned}$$

The final inequality we need to show is that $\mathbb{E}[Z_1 \mathbb{1}(Z_1 \geq 0)] \geq \delta$ which is obvious as $\mathbb{E}[Z_1] = \mu - \theta = \delta$, meaning

$$\delta = \mathbb{E}[Z_1 \mathbb{1}(Z_1 \geq 0)] + \mathbb{E}[Z_1 \mathbb{1}(Z_1 < 0)] \leq \mathbb{E}[Z_1 \mathbb{1}(Z_1 \geq 0)],$$

as $\mathbb{E}[Z_1 \mathbb{1}(Z_1 < 0)] \leq 0$. Putting all these results together we have proved our claim in Equation (8). Hence, using inequality $1 - t \leq \exp(-t)$ and that $Z_1 = X_1 - \theta$ we have

$$\begin{aligned} \mathbb{P}[\exists n : M_n < \theta] &\leq 1 - \frac{2\delta}{e} \mathbb{E}\left[Z_1 \mathbb{1}\left(0 \leq Z_1 \leq \frac{1}{2\delta}\right)\right] \\ &\leq 1 - \frac{\delta}{e} \mathbb{E}[(X_1 - \theta) \mathbb{1}(X_1 \geq \theta)] \\ &\leq \exp\left(-\frac{p_0}{e} \delta\right), \end{aligned}$$

as desired.

D Additional Simulations

In this section, we repeat the simulations in §6 for Bernoulli reward distributions. We again consider the uniform prior on $[0, 1]$, i.e., $\Gamma = \mathcal{U}[0, 1]$ and study Bayesian regret of different algorithms under Bernoulli rewards: $\mathcal{F}^{\text{bernoulli}} = \{\mathcal{B}(\mu) : \mu \in [0, 1]\}$.

For $\alpha \in \{0.3, 0.6, 0.8\}$, we let $k = \lfloor T^\alpha \rfloor$ and study BR_T for logarithmically spaced values of pairs (k, T) with $T \leq 20000$. For each value of α , we generate 1000 random instances from the described model and compare the Bayesian regret of different algorithms together with its confidence intervals. For each α , we also depict the expected number of pulls across different arms based on their index (order) for the largest pair (k, T) together with its confidence intervals. Similar to §6 we consider Greedy, UCB, SUCB, UCB-F, and TS sampling algorithms in our simulations.

Note that unlike the Gaussian case (see §6), in this case there exist closed-form expressions for the posterior distributions which will be used in our implementation of TS. For UCB-F, we again pick the confidence sets according to $\mathcal{E}_t = 2 \log(10 \log t)$

Results. The results of simulations are illustrated in Figures 4, 5, and 6. Looking at these figures, we observe a similar behavior compared to the Gaussian case: for small values of α , TS performs the best, for moderate values of α our greedy algorithm works the best, and for large values of α , SUCB algorithm performs the best. In all these cases, greedy maintains good empirical performance. We also observe that for Bernoulli rewards, UCB-F uses the information about the variance for near to optimal arms, shrinks the confidence sets faster, and achieves a better performance compared to the Gaussian rewards. Finally, it appears that TS is also performing better in this case, which may be due to the correct calculation of posterior and also the lack of prior mismatch.

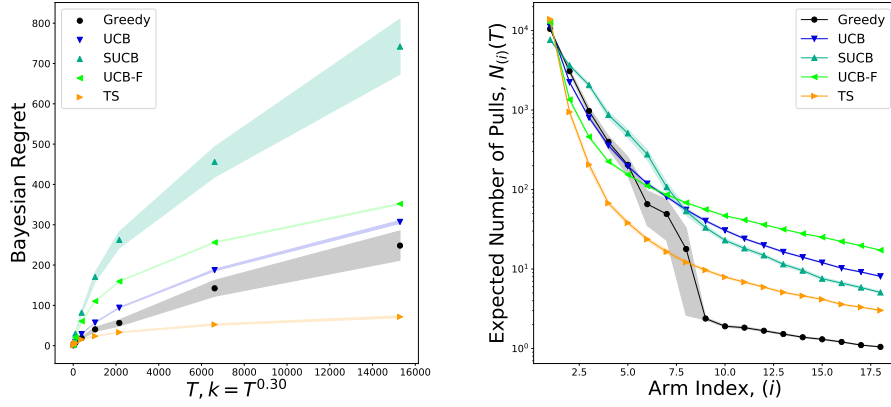


Figure 4: Bayesian regret of algorithms vs T for $\alpha = 0.3$ (left) and profile of pulls in logarithmic scale based on arms index for $\alpha = 0.3$ (right). The results are shown over 1000 simulation runs. The rewards are generated according to the Bernoulli distributions.

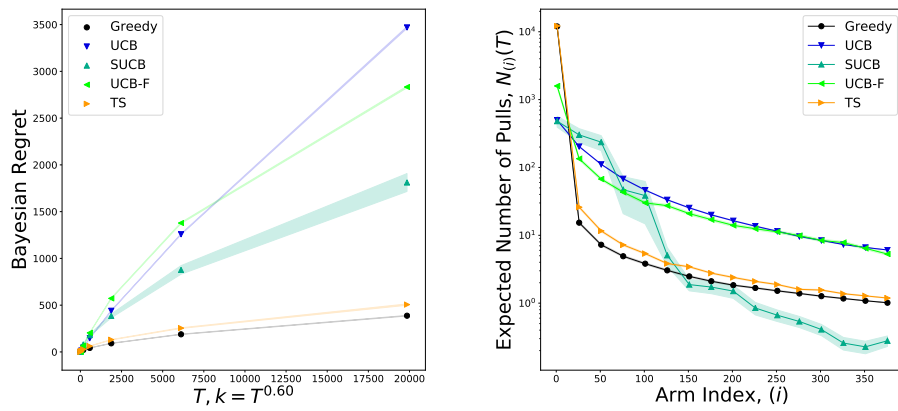


Figure 5: Bayesian regret of algorithms vs T for $\alpha = 0.6$ (left) and profile of pulls in logarithmic scale based on arms index for $\alpha = 0.6$ (right). The results are shown over 1000 simulation runs. The rewards are generated according to the Bernoulli distributions.

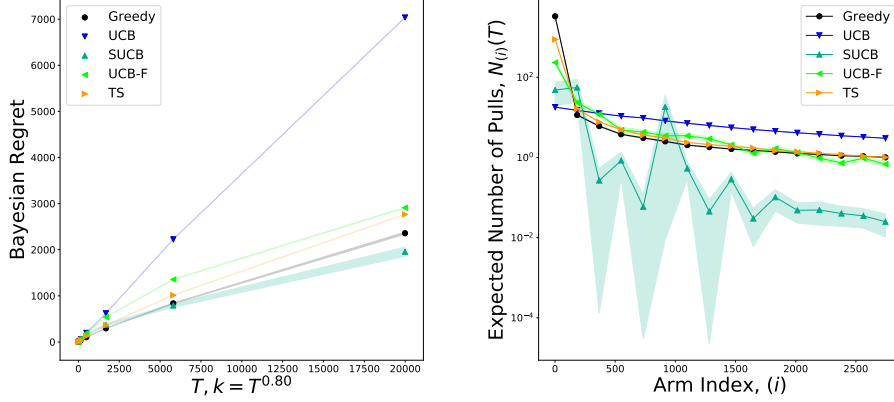


Figure 6: Bayesian regret of algorithms vs T for $\alpha = 0.8$ (left) and profile of pulls in logarithmic scale based on arms index for $\alpha = 0.8$ (right). The results are shown over 1000 simulation runs. The rewards are generated according to the Bernoulli distributions.

E Useful Lemmas

Lemma 4. Suppose that $\boldsymbol{\mu} = (\mu_1, \mu_2, \dots, \mu_k)$ and $\mu_i \sim \Gamma$ which satisfies the conditions given in Assumption 1. Let $\mu_{(k)} \leq \mu_{(k-1)} \leq \dots \leq \mu_{(1)}$ denote the order statistics of $\boldsymbol{\mu}$ and define $\Delta_{(i)} = \mu_{(1)} - \mu_{(i)}$. Then, we have

1. $U_i = \Delta_{(i)}$ has the following density function

$$g_{U_i}(u) = k(k-1) \binom{k-2}{i-2} \int_0^{1-u} (G(u+z) - G(z))^{i-2} g(u+z)g(z)G(z)^{k-i} dz,$$

where $G(\cdot)$ is the cumulative distribution function of Γ , defined as $G(z) = P_{Z \sim \Gamma} [Z \leq z] = \int_0^z g(x) dx$

2. For any $i \geq 2$,

$$\mathbb{E}[\Delta_{(i)}] \leq \frac{i-1}{c_0(k+1)}.$$

3. For any $i \geq 3$,

$$\mathbb{E}[1/\Delta_{(i)}] \leq \frac{C_0 k}{i-2}.$$

Proof. The proof is as follows.

1. The first part follows from basic probability calculations. In fact, conditioned on $\mu_{(i)} = z$, the density of U_i around u can be computed according to the fact that we need $k-i$ of μ s to be less than z and $i-2$ of them to belong to $[z, u+z]$. Note that here $\mu_{(1)}$ is equal to $u+z$. Considering all the different permutations that lead to the same realization of the order statistics and integrating z from 0 to $1-u$ (possible values for z) yields the desired formula.
2. The proof of this part follows from the simple fact that the integral of $\Delta_{(i)}$ for any i and k equals to 1. For clarification in the proof of this part and also the next part we write $\Delta_{(i)}^{(k)}$ to denote the distribution of $\mu_{(1)} - \mu_{(i)}$ when k arms are available. Note that, we can write

$$\mathbb{E}[\Delta_{(i)}^{(k)}] = k(k-1) \binom{k-2}{i-2} \int_0^1 u \int_0^{1-u} (G(u+z) - G(z))^{i-2} g(u+z)g(z)G(z)^{k-i} dz du.$$

Now as the density $g(\cdot) \geq c_0$ we have

$$c_0 u \leq G(u+z) - G(z) \rightarrow u \leq \frac{G(u+z) - G(z)}{c_0}.$$

Hence, replacing this we obtain that

$$\begin{aligned} \mathbb{E}[\Delta_{(i)}^{(k)}] &\leq k(k-1) \binom{k-2}{i-2} \frac{1}{c_0} \int_0^1 \int_0^{1-u} (G(u+z) - G(z))^{i-1} g(u+z)g(z)G(z)^{k-i} dz du \\ &= \frac{1}{c_0} \frac{k(k-1) \binom{k-2}{i-2}}{k(k+1) \binom{k-1}{i-1}} \int_0^1 k(k+1) \binom{k-1}{i-2} \int_0^{1-u} (G(u+z) - G(z))^{i-1} g(u+z)g(z)G(z)^{k-i} dz du \\ &= \frac{i-1}{c_0(k+1)}. \end{aligned}$$

where we used the fact that the last integral is equivalent to $\int_0^1 g_V(v)dv = 1$ for $V = \Delta_{(i+1)}^{(k+1)}$. In other words, after using the inequality $u \leq (F(u+z) - F(z))/c_0$, the inside term simply becomes the integral of the probability density function of $\Delta_{(i+1)}^{(k+1)}$. This concludes the proof.

3. The proof of this part is similar to the previous part. Note that for any $u > 0$ we have

$$G(u+z) - G(z) \leq C_0 u \rightarrow \frac{1}{u} \leq \frac{C_0}{G(u+z) - G(z)}.$$

Now using this inequality we can write

$$\begin{aligned} \mathbb{E}\left[\frac{1}{\Delta_{(i)}^{(k)}}\right] &= \int_0^1 \frac{1}{u} \int_0^{1-u} k(k-1) \binom{k-2}{i-2} (G(u+z) - G(z))^{i-2} g(u+z)g(z)G(z)^{k-i} dz du \\ &\leq C_0 k(k-1) \binom{k-2}{i-2} \int_0^1 \int_0^{1-u} (G(u+z) - G(z))^{i-3} g(u+z)g(z)G(z)^{k-i} dz du \\ &= C_0 \frac{k(k-1) \binom{k-2}{i-2}}{(k-1)(k-2) \binom{k-3}{i-3}} (k-1)(k-2) \binom{k-3}{i-3} \\ &\quad \int_0^1 \int_0^{1-u} (G(u+z) - G(z))^{i-3} g(u+z)g(z)G(z)^{k-i} dz du = \frac{C_0 k}{i-2}. \end{aligned}$$

where we used the fact that the last integral is equivalent to $\int_0^1 g_V(v)dv = 1$ for $V = \Delta_{(i-1)}^{(k-1)}$ which is true for $i \geq 3$. □

References

- Agrawal, S. and Goyal, N. Analysis of thompson sampling for the multi-armed bandit problem. In *Conference on learning theory*, pp. 39–1, 2012.
- Asmussen, S. and Albrecher, H. *Ruin probabilities*, volume 14. World scientific Singapore, 2010.
- Audibert, J.-Y., Munos, R., and Szepesvári, C. Tuning bandit algorithms in stochastic environments. In *International conference on algorithmic learning theory*, pp. 150–165. Springer, 2007.
- Auer, P., Cesa-Bianchi, N., and Fischer, P. Finite-time analysis of the multiarmed bandit problem. *Machine learning*, 47(2-3):235–256, 2002.

- Berry, D. A., Chen, R. W., Zame, A., Heath, D. C., and Shepp, L. A. Bandit problems with infinitely many arms. *The Annals of Statistics*, pp. 2103–2116, 1997.
- Gittins, J. C. Bandit processes and dynamic allocation indices. *Journal of the Royal Statistical Society: Series B (Methodological)*, 41(2):148–164, 1979.
- Kaufmann, E. On bayesian index policies for sequential resource allocation. *The Annals of Statistics*, 46(2): 842–865, 2018.
- Lai, T. L. et al. Adaptive treatment allocation and the multi-armed bandit problem. *The Annals of Statistics*, 15(3):1091–1114, 1987.
- Lattimore, T. and Szepesvári, C. Bandit algorithms. 2019.
- Russo, D. and Van Roy, B. Learning to optimize via information-directed sampling. In *Advances in Neural Information Processing Systems*, pp. 1583–1591, 2014a.
- Russo, D. and Van Roy, B. Learning to optimize via posterior sampling. *Mathematics of Operations Research*, 39(4):1221–1243, 2014b.
- Russo, D. and Van Roy, B. An information-theoretic analysis of thompson sampling. *The Journal of Machine Learning Research*, 17(1):2442–2471, 2016.
- Thompson, W. R. On the likelihood that one unknown probability exceeds another in view of the evidence of two samples. *Biometrika*, 25(3/4):285–294, 1933.
- Wang, Y., yves Audibert, J., and Munos, R. Algorithms for infinitely many-armed bandits. In Koller, D., Schuurmans, D., Bengio, Y., and Bottou, L. (eds.), *Advances in Neural Information Processing Systems 21*, pp. 1729–1736. 2009.