

Parallel Clique Counting and Peeling Algorithms

Jessica Shi
MIT CSAIL
jeshi@mit.edu

Laxman Dhulipala
MIT CSAIL
laxman@mit.edu

Julian Shun
MIT CSAIL
jshun@mit.edu

Abstract

We present a new parallel algorithm for k -clique counting/listing that has polylogarithmic span (parallel time) and is work-efficient (matches the work of the best sequential algorithm) for sparse graphs. Our algorithm is based on computing low out-degree orientations, which we present new linear-work and polylogarithmic-span algorithms for computing in parallel. We also present new parallel algorithms for producing unbiased estimations of clique counts using graph sparsification. Finally, we design two new parallel work-efficient algorithms for approximating the k -clique densest subgraph, the first of which is a $1/k$ -approximation and the second of which is a $1/(k(1 + \epsilon))$ -approximation and has polylogarithmic span. Our first algorithm does not have polylogarithmic span, but we prove that it solves a P-complete problem.

In addition to the theoretical results, we also implement the algorithms and propose various optimizations to improve their practical performance. On a 30-core machine with two-way hyper-threading, our algorithms achieve 13.23–38.99x and 1.19–13.76x self-relative parallel speedup for k -clique counting and k -clique densest subgraph, respectively. Compared to the state-of-the-art parallel k -clique counting algorithms, we achieve up to 9.88x speedup, and compared to existing implementations of k -clique densest subgraph, we achieve up to 11.83x speedup. We are able to compute the 4-clique counts on the largest publicly-available graph with over two hundred billion edges for the first time.

1 Introduction

Finding k -cliques in a graph is a fundamental graph-theoretic problem with a long history of study both in theory and practice. In recent years, k -clique counting and listing have been widely applied in practice due to their many applications, including in learning network embeddings [40], understanding the structure and formation of networks [56, 53], identifying dense subgraphs for community detection [50, 45, 19, 24], and graph partitioning and compression [20].

For sparse graphs, the best known sequential algorithm is by Chiba and Nishizeki [11], and requires $O(m\alpha^{k-2})$ work (number of operations), where α is the arboricity of the graph.¹ The state-of-the-art clique parallel k -clique counting

algorithm is KCLIST [14], which achieves the same work bound, but does not have a strong theoretical bound on the span (parallel time). Furthermore, KCLIST as well as existing parallel k -clique counting algorithms have limited scalability for graphs with more than a few hundred million edges, but real-world graphs today frequently contain billions to hundreds of billions of edges [31].

k -clique Counting. In this paper, we design a new parallel k -clique counting algorithm, ARB-COUNT that matches the work of Chiba-Nishezeki, has polylogarithmic span, and has improved space complexity compared to KCLIST. Our algorithm is able to significantly outperform KCLIST and other competitors, and scale to larger graphs than prior work. ARB-COUNT is based on using low out-degree orientations of the graph to reduce the total work. Assuming that we have a low out-degree ranking of the graph, we show that for a constant k we can count or list all k -cliques in $O(m\alpha^{k-2})$ expected work and $O(k \log n + \log^2 n)$ span with high probability (w.h.p.),² where m is the number of edges in the graph and α is the arboricity of the graph. Having work bounds parameterized by α is desirable since most real-world graphs have low arboricity [16]. Theoretically, ARB-COUNT requires $O(\alpha)$ extra space per processor; in contrast, the KCLIST algorithm requires $O(\alpha^2)$ extra space per processor. Furthermore, KCLIST does not achieve polylogarithmic span.

We also design an approximate k -clique counting algorithm based on counting on a sparsified graph. Our approximate algorithm produces unbiased estimates and runs in $O(p\alpha^{k-2} + m)$ expected work and $O(k \log n + \log^2 n)$ span w.h.p. for a sampling probability of p .

Parallel Ranking Algorithms. We present two new parallel algorithms for efficiently ranking the vertices, which we use for k -clique counting. We show that a distributed algorithm by Barenboim and Elkin [5] can be implemented in linear work and polylogarithmic span. We also parallelize an external-memory algorithm by Goodrich and Pszona [23] and obtain the same complexity bounds. We believe that our parallel ranking algorithms may be of independent interest, as many other subgraph finding algorithms use low out-degree

¹A graph has arboricity α if the minimum number of spanning forests

²We say $O(f(n))$ *with high probability (w.h.p.)* to indicate $O(cf(n))$ with probability at least $1 - n^{-c}$ for $c \geq 1$, where n is the input size.

¹A graph has arboricity α if the minimum number of spanning forests

orderings (e.g., [23, 38, 26]).

Peeling and k -Clique Densest Subgraph. We also present new parallel algorithms for the k -clique densest subgraph problem, a generalization of the densest subgraph problem that was first introduced by Tsourakakis [50]. This problem admits a natural $1/k$ -approximation by peeling vertices in order of their incident k -clique counts. We present a parallel peeling algorithm, ARB-PEEL, for this problem that peels all vertices with the lowest k -clique count on each round and uses ARB-COUNT as a subroutine. The expected work of ARB-PEEL is $O(m\alpha^{k-2} + \rho_k(G) \log n)$ and the span is $O(\rho_k(G)k \log n + \log^2 n)$ w.h.p., where $\rho_k(G)$ is the number of rounds needed to completely peel the graph. We also prove that the problem of obtaining the hierarchy computed by this peeling process is P-complete for $k > 2$, indicating that there is unlikely to be a polylogarithmic-span solution.

Tsourakakis also shows that naturally extending the Bahmani et al. [4] algorithm for approximate densest subgraph gives an $1/(k(1 + \epsilon))$ -approximation in $O(\log n)$ parallel rounds, although they were not concerned about work. We present an $O(m\alpha^{k-2})$ work and polylogarithmic-span algorithm, ARB-APPROX-PEEL, for obtaining a $1/(k(1 + \epsilon))$ -approximation to the k -clique densest subgraph problem. We obtain this work bound using our k -clique algorithm as a subroutine. Danisch et al. [14] use their k -clique counting algorithm as a subroutine to implement these two approximation algorithms for k -clique densest subgraph, but their implementations do not have provably-efficient bounds.

Experimental Evaluation. We present implementations of our algorithms that use various optimizations to achieve good practical performance. We perform a thorough experimental study on a 30-core machine with two-way hyper-threading and compare to prior work. We show that on a variety of real-world graphs and different k , our k -clique counting algorithm achieves 1.31–9.88x speedup over the state-of-the-art parallel KCLIST algorithm [14] and self-relative speedups of 13.23–38.99x. We also compared our k -clique counting algorithm to other parallel k -clique counting implementations including Jain and Seshadhri’s PIVOTER [26], Mhedhbi and Salihoglu’s worst-case optimal join algorithm (WCO) [32], Lai et al.’s implementation of a binary join algorithm (BINARYJOIN) [28], and Pinar et al.’s ESCAPE [38], and demonstrate speedups of up to several orders of magnitude.

Furthermore, by integrating state-of-the-art parallel graph compression techniques, we can process graphs with tens to hundreds of billions of edges, significantly improving on the capabilities of existing implementations. *As far as we know, we are the first to report 4-clique counts for Hyperlink2012, the largest publicly-available graph, with over two hundred billion undirected edges.*

We study the accuracy-time tradeoff of our sampling algorithm, and show that is able to approximate the clique counts with 5.05% error 5.32–6573.63 times more quickly

than running our exact counting algorithm on the same graph. We compare our sampling algorithm to Bressan et al.’s serial MOTIVO [10], and demonstrate 92.71–177.29x speedups. Finally, we study our two parallel approximation algorithms for k -clique densest subgraph and show that our we are able to outperform KCLIST by up to 29.59x and achieve 1.19–13.76x self-relative speedup. We demonstrate up to 53.53x speedup over Fang et al.’s serial COREAPP [19] as well.

The contributions of this paper are as follows:

- (1) A parallel algorithm with $O(m\alpha^{k-2})$ expected work and polylogarithmic span w.h.p. for k -clique counting.
- (2) Parallel algorithms for low out-degree orientations with $O(m)$ expected work and $O(\log^2 n)$ span w.h.p.
- (3) An approximate parallel algorithm using colorful sparsification that can compute unbiased and accurate estimates of the clique count of a graph much more quickly than exact counting.
- (4) An $O(m\alpha^{k-2})$ expected work parallel algorithm for computing a $1/k$ -approximation to the k -clique densest subgraph problem, and an $O(m\alpha^{k-2})$ expected work and polylogarithmic-span w.h.p. algorithm for computing a $1/(k(1 + \epsilon))$ -approximation.
- (5) A proof that obtaining a hierarchy matching that obtained by the peeling-based algorithm for computing a $1/k$ -approximation for k -clique densest subgraph is P-complete for $k > 2$.
- (6) Optimized implementations of our algorithms that achieve significant speedups over existing state-of-the-art methods, and scale to the largest publicly-available graphs.

2 Preliminaries

Graph Notation. We consider graphs $G = (V, E)$ to be simple and undirected. We use $n = |V|$ and $m = |E|$. For any vertex $v \in V$, let $N(v)$ denote the neighborhood of v and let $\deg(v)$ denote the degree of v . If there are multiple graphs, we let $N_G(v)$ denote the neighborhood of v in G . For a directed graph DG , $N(v) = N_{DG}(v)$ denotes the out-neighborhood of v in DG . For analysis, we assume that $m = \Omega(n)$. The **arboricity** (α) of a graph is the minimum number of spanning forests needed to cover the graph. α is upper bounded by $O(\sqrt{m})$ and lower bounded by $\Omega(1)$ [11].

A **k -clique** is a subgraph $G' \subseteq G$ of size k where all $\binom{k}{2}$ edges are present. The **k -clique densest subgraph** is a subgraph $G' \subseteq G$ that maximizes across all subgraphs the ratio between the number of k -cliques induced by vertices in G' and the number of vertices in G' [50]. An **c -orientation** of an undirected graph is a total ordering on the vertices, where the oriented out-degree of each vertex (the number of its neighbors higher than it in the ordering) is bounded by c .

Model of Computation. For analysis, we use the work-span model [27, 12]. The **work** W of an algorithm is the total number of operations, and the **span** S is the longest

dependency path. We can execute a parallel computation in $W/P + S$ running time using P processors [8]. We aim for **work-efficient** parallel algorithms in this model, that is, an algorithm with work complexity that asymptotically matches the best-known sequential time complexity for the problem. We assume concurrent reads and writes and atomic adds are supported in the model in $O(1)$ work and span.

Parallel Primitives. We use the following primitives in this paper. **Reduce-Add** takes as input a sequence A of length n , and returns the sum of the elements in A . **Prefix sum** takes as input a sequence A of length n , an identity ε , and an associative binary operator \oplus , and returns the sequence B of length n where $B[i] = \bigoplus_{j < i} A[j] \oplus \varepsilon$. **Filter** takes as input a sequence A of length n and a predicate function f , and returns the sequence B containing $a \in A$ such that $f(a)$ is true, in the same order that these elements appeared in A . The primitives above take $O(n)$ work and $O(\log n)$ span [27].

We also use **parallel integer sort**, which sorts n integers in the range $[1, n]$ in $O(n)$ expected work and $O(\log n)$ span w.h.p. [39]. We use **parallel hash tables** that support n operations (insertions, deletions, and membership queries) in $O(n)$ work and $O(\log n)$ span w.h.p. [22]. Given hash tables \mathcal{T}_1 and \mathcal{T}_2 containing n and m elements respectively, the intersection $\mathcal{T}_1 \cap \mathcal{T}_2$ can be computed in $O(\min(m, n))$ expected work and $O(\log(n + m))$ span w.h.p..

Parallel Bucketing. A **parallel bucketing structure** maintains a mapping from keys to buckets, which we use to group vertices by their k -clique counts in our k -clique densest subgraph algorithms. The bucket value of keys can change, and the structure updates the bucket containing these keys. We take keys to be vertices, and use the structure to repeatedly extract all vertices in the minimum bucket to process, which can possibly cause the bucket values of other vertices to change (the neighbors of extracted vertices in our algorithms).

In practice, we use the bucketing structure designed by Dhulipala et al. [15]. However for theoretical purposes, we use the bucketing structure based on a batch-parallel Fibonacci heap by Shi and Shun [46]. This theoretically-efficient bucketing structure supports b bucket insertions in $O(b)$ amortized expected work, and $O(\log n)$ span w.h.p., b bucket update operations in $O(b)$ amortized work and $O(\log^2 n)$ span w.h.p., and extracts the minimum bucket in $O(\log n)$ amortized expected work and $O(\log n)$ span w.h.p.

Graph Storage. In our implementations, we store our graphs in compressed sparse row (CSR) format, which requires $O(m + n)$ space. For large graphs, we compress the edges for each vertex using byte codes that can be decoded in parallel [47]. For our theoretical bounds, we assume graphs are represented in an adjacency hash table, where each vertex is associated with a parallel hash table of its neighbors. This allows us to efficiently perform intersection operations.

3 Clique Counting

In this section, we present our main algorithms for counting k -cliques. We describe our parallel algorithm for low out-degree orientations in Section 3.1, our parallel k -clique counting algorithm in Section 3.2, and practical optimizations in Section 3.4. We discuss briefly our parallel approximate counting algorithm in Section 3.3.

3.1 Low Out-degree Orientation (Ranking) Recall that an c -orientation of an undirected graph is a total ordering on the vertices, where the oriented out-degree of each vertex (the number of its neighbors higher than it in the ordering) is bounded by c . Although this problem has been widely studied in other contexts, to the best of our knowledge, we are not aware of any previous work-efficient parallel algorithms for solving this problem. We show that the Barenboim-Elkin and Goodrich-Pszona algorithms, which are efficient in the CONGEST and I/O models of computation respectively, lead to work-efficient low-span algorithms.

Both algorithms take as input a user-defined parameter ε . The Barenboim-Elkin algorithm also requires a parameter, α , which is the arboricity of the graph (or an estimate of the arboricity). As an estimate of the arboricity, we use the approximate densest-subgraph algorithm from [16], which yields a $(2 + \varepsilon)$ -approximation and takes $O(m + n)$ work and $O(\log^2 n)$ span. The algorithms peel vertices in rounds until the graph is empty; the peeled vertices are appended to the end of ordering. Both algorithms peel a constant fraction of the vertices per round. For the Goodrich-Pszona algorithm, this follows by construction—an $\varepsilon/(2 + \varepsilon)$ fraction of vertices are removed on each round; thus the algorithm finishes after $O(\log n)$ rounds. The Barenboim-Elkin algorithm peels vertices with induced degree less than $(2 + \varepsilon)\alpha$ on each round. By definition of arboricity, there are at most $n\alpha/d$ vertices with degree at least d . Thus, the number of vertices with degree at least $(2 + \varepsilon)\alpha$ is at most $n/(2 + \varepsilon)$, and a constant fraction of the vertices have degree at most $(2 + \varepsilon)\alpha$. Since a subgraph of a graph with arboricity α has arboricity at most α , each round peels at least a constant fraction of remaining vertices, and the algorithm terminates in $O(\log n)$ rounds. We provide pseudocode for the algorithms in the appendix.

For the c -orientation given by the Barenboim-Elkin algorithm, vertices have out-degree less than $(2 + \varepsilon)\alpha$ by construction. For the c -orientation given by the Goodrich-Pszona algorithm, the number of vertices with degree at least $(2 + \varepsilon)\alpha$ is at most $n/(2 + \varepsilon)$, so the $\varepsilon/(2 + \varepsilon)$ fraction of the lowest degree vertices must have degree less than $(2 + \varepsilon)\alpha$.

We implement each round of the Goodrich-Pszona algorithm using parallel integer sorting to find the $\varepsilon/(2 + \varepsilon)$ fraction of vertices with lowest induced degree. Our parallelization of Barenboim-Elkin uses a parallel filter to determine the set of vertices to peel. We can implement a round in both algorithms in linear work in the number

Algorithm 1 Parallel k -clique counting algorithm

```
1: procedure REC-COUNT-CLIQUE( $DG, I, \ell$ )
2:    $\triangleright I$  is the set of potential neighbors to complete the clique, and  $\ell$  is
   the recursive level
3:   if  $\ell = 1$  then return  $|I|$   $\triangleright$  Base case
4:   Initialize  $T$  to store clique counts per vertex in  $I$ 
5:   parfor  $v$  in  $I$  do
6:      $I' \leftarrow \text{INTERSECT}(I, N_{DG}(v))$   $\triangleright$  Intersect  $I$  with directed
     neighbors of  $v$ 
7:      $t' \leftarrow \text{REC-COUNT-CLIQUE}(DG, I', \ell - 1)$ 
8:     Store  $t'$  in  $T$ 
9:    $t \leftarrow \text{REDUCE-ADD}(T)$   $\triangleright$  Sum clique counts in  $T$ 
10:  return  $t$ 
11: procedure ARB-COUNT( $G = (V, E), k, \text{ORIENT}$ )
12:   $DG \leftarrow \text{ORIENT}(G)$   $\triangleright$  Apply a user-specified orientation algorithm
13:  return REC-COUNT-CLIQUE( $DG, V, k$ )
```

of remaining vertices, and $O(\log n)$ span. We obtain the following theorem, which we prove in the appendix.

THEOREM 3.1. *The Goodrich-Pszona and Barenboim-Elkin algorithms compute $O(\alpha)$ -orientations in $O(m)$ expected work, $O(\log^2 n)$ span w.h.p., and $O(m)$ space.*

Finally, in the parallel algorithms in the rest of this paper that use orientation, we will usually direct the input graph in CSR format after computing an orientation. This can be done in $O(m)$ work and $O(\log n)$ span using prefix sum and filter.

3.2 Counting algorithm Our algorithm for k -clique counting is shown as ARB-COUNT in Algorithm 1. On Line 12, ARB-COUNT first directs the edges of G such that every vertex has out-degree $O(\alpha)$, as described in Section 3.1. Then, it calls a recursive subroutine REC-COUNT-CLIQUE that takes as input the directed graph DG , candidate vertices I that can be added to a clique, and the number of vertices ℓ left to complete a k -clique (Line 13). With every recursive call to REC-COUNT-CLIQUE, a new candidate vertex v from I is added to the clique and I is pruned to contain only out-neighbors of v (Line 6). REC-COUNT-CLIQUE terminates when precisely one vertex is needed to complete the k -clique, in which the number of vertices in I represents the number of completed k -cliques (Line 3). The counts obtained from recursive calls are aggregated using a REDUCE-ADD and returned (Lines 9–10). Figure 4 in the appendix shows an example of our algorithm for $k = 4$.

Finally, by construction, ARB-COUNT and REC-COUNT-CLIQUE can be easily modified to store k -clique counts per vertex. We append -V to indicate the corresponding subroutines that store counts per vertex, which are used in our peeling algorithms. Similarly, ARB-COUNT can be modified to support k -clique listing.

Complexity Bounds. Aside from the initial call to REC-COUNT-CLIQUE which takes $I = V$, in subsequent calls, the size of I is bounded by $O(\alpha)$. This is because at every recursive step, I is intersected with the out-neighbors of some

vertex v , which is bounded by $O(\alpha)$. The additional space required by ARB-COUNT per processor is $O(\alpha)$, and since the space is allocated in a stack-allocated fashion, we can bound the total additional space by $O(P\alpha)$ on P processors when using a work-stealing scheduler [7]. Thus, the total space for ARB-COUNT is $O(m + P\alpha)$. In contrast, the KCLIST algorithm requires $O(m + P\alpha^2)$ space.

Moreover, considering the first call to REC-COUNT-CLIQUE, the total expected work of INTERSECT is given by $O(m)$, because the sum of the degrees of each vertex is bounded by $O(m)$ in expectation. Also, using a parallel adjacency hash table, the expected work of INTERSECT in each subsequent recursive step is given by the minimum of $|I|$ and $|N_{DG}(v)|$, and thus is bounded by $O(\alpha)$ in expectation. We recursively call REC-COUNT-CLIQUE k times as ℓ ranges from 1 to k , but the first call involves a trivial intersect where we retrieve all directed neighbors of v , and the final recursive call returns immediately with $|I|$. Hence, we have $k - 2$ recursive steps that call INTERSECT non-trivially, and so in total, ARB-COUNT takes $O(m\alpha^{k-2})$ expected work.

The span of ARB-COUNT is defined by the span of INTERSECT and REDUCE-ADD in each recursive call. As discussed in Section 2, the span of INTERSECT is $O(\log n)$ w.h.p., due to the use of the parallel hash tables, and the span of REDUCE-ADD is $O(\log n)$. Thus, since we have $k - 2$ recursive steps with $O(\log n)$ span, and taking into account the $O(\log^2 n)$ span w.h.p. in orienting the graph, ARB-COUNT takes $O(k \log n + \log^2 n)$ span w.h.p. ARB-COUNT-V obtains the same work and span bounds as ARB-COUNT, since the atomic add operations do not increase the work or span. The total complexity of k -clique counting is as follows.

THEOREM 3.2. *ARB-COUNT takes $O(m\alpha^{k-2})$ expected work and $O(k \log n + \log^2 n)$ span w.h.p., using $O(m + P\alpha)$ space on P processors.*

3.3 Sampling We now discuss a technique, colorful sparsification, that allows us to produce approximate k -clique counts, based on previous work on approximate triangle and butterfly (biclique) counting [36, 42]. We sparsify our input graph G by coloring each vertex with one of c colors chosen uniformly at random, and preserving edges only if the endpoints have the same color. Call the resulting graph G' , and let $p = 1/c$. We run our k -clique counting algorithm (Algorithm 1) on G' which outputs a count C , and we output C/p^{k-1} as the estimate for the global k -clique count. We prove the following theorem in the appendix.

THEOREM 3.3. *Our sampling algorithm with parameter $p = 1/c$ gives an unbiased estimate of the global k -clique count and takes $O(pm\alpha^{k-2} + m)$ expected work, $O(k \log n + \log^2 n)$ span w.h.p., and $O(m + P\alpha)$ space on P processors.*

3.4 Practical Optimizations We now introduce practical optimizations that offer tradeoffs between performance and space complexity. First, in the initial call to REC-COUNT-CLIQUEs, for each v , we construct the induced subgraph on $N_{DG}(v)$ and replace DG with this subgraph in later recursive levels. Thus, later recursive levels can skip edges that have already been pruned in the first level. Because the out-degree of each vertex is bounded above by $O(\alpha)$, we require $O(\alpha^2)$ extra space per processor to store these induced subgraphs.

Moreover, as mentioned in Section 2, we store our graphs (and induced subgraphs) in CSR format. To efficiently intersect the candidate vertices in I with the requisite out-neighbors, we relabel vertices in the induced subgraph constructed in the second level of recursion to be in the range $[0, \dots, O(\alpha)]$, and then use an array of size $O(\alpha)$ to mark vertices in I . For each vertex I , we check if its out-neighbors are marked in our array to perform INTERSECT.

While this would require $O(k\alpha)$ extra space per processor to maintain a size $O(\alpha)$ array per recursive call, we find that in practice, parallelizing up to the first two recursive levels is sufficient. Subsequent recursive calls are sequential, so we can reuse the array between recursive calls by using the labeling scheme from Chiba and Nishizeki’s serial k -clique counting algorithm [11]. We record the recursive level ℓ in our array for each vertex in I , perform INTERSECT by checking if the out-neighbors have been marked with ℓ in the array, and then reset the marks. This allows us to use only $O(\alpha)$ extra space per processor to perform INTERSECT operations.

In our implementation, **node parallelism** refers to parallelizing only the first recursive level and **edge parallelism** refers to parallelizing only the first two recursive levels. These correspond with the ideas of node and edge parallelism in Danisch et al.’s KCLIST algorithm [14]. We also implemented dynamic parallelism, where more recursive levels are parallelized, but this was slower in practice—further parallelization did not mitigate the parallel overhead introduced.

Finally, for the intersections on the second recursive level (the first set of non-trivial intersections), it is faster in practice to use an array marking vertices in $N_{DG}(v)$. If we let $I_1 = N_{DG}(v)$ denote the set of neighbors obtained after the first recursive level, then to obtain the vertices in I_2 in the second level, we use a size n array to mark vertices in I_1 and perform a constant-time lookup to determine for $u \in I_1$, which out-neighbors $u' \in N_{DG}(u)$ are also in I_1 ; these u' form I_2 . Past the second level, we relabel vertices in the induced subgraph as mentioned above and only require the $O(\alpha)$ array for intersections. Thus, we use linear space per processor for the second level of recursion only.

In total, the space complexity for intersecting in the second level of recursion and storing the induced subgraph on $N_{DG}(v)$ dominates, and so we use $O(\max(n, \alpha^2))$ extra space per processor.

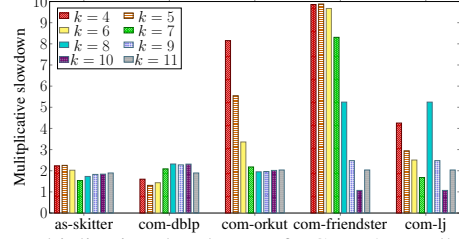


Figure 1: Multiplicative slowdowns of KCLIST’s parallel k -clique counting implementation, compared to ARB-COUNT. The best runtimes between node and edge parallelism for KCLIST and ARB-COUNT, and among different orientations for ARB-COUNT are used.

3.5 Comparison to KCLIST Some of the practical optimizations for ARB-COUNT overlap with those in KCLIST [14]. Specifically, KCLIST also stores the induced subgraph on $N_{DG}(v)$, offers node and edge parallelism options, and uses a size n array to mark vertices to perform intersections. However, ARB-COUNT is fundamentally different due to the low out-degree orientation and because it does not inherently require labels or subgraphs stored between recursive levels.

Notably, the induced subgraph that ARB-COUNT computes at the first level of recursion takes $O(\alpha^2)$ space per processor because of the low out-degree orientation, whereas KCLIST takes $O(n^2)$ space per processor for their induced subgraph. Then, ARB-COUNT further saves on space and computation by maintaining only the subgraph computed from the first level of recursion to intersect with vertices in later recursive levels, which is solely possible due to the low out-degree orientation, whereas KCLIST necessarily recomputes an induced subgraph on every recursive level. As a result, ARB-COUNT is also able to compute intersections using only an array of size $O(\alpha)$ per recursive level, whereas KCLIST requires an array of size $O(n)$ per level.

In total, KCLIST uses $O(n^2)$ extra space per processor, whereas ARB-COUNT uses $O(\max(n, \alpha^2))$ extra space per processor. Compared to KCLIST, ARB-COUNT has lower memory footprint, span, and constant factors in the work, which allow us to achieve speedups between 1.31–9.88x over KCLIST’s best parallel runtimes and which allows us to scale to the largest publicly-available graphs, considering the best optimizations, as shown in Figure 1. Note that for large k on large graphs, the multiplicative slowdown decreases because KCLIST incurs a large preprocessing overhead due to the large induced subgraph computed in the first recursive level, which is mitigated by higher counting times as k increases. These results are discussed further in Section 5.1.

4 k -Clique Densest Subgraph

We present our new work-efficient parallel algorithms for approximating the k -clique densest subgraph problem, using the vertex peeling algorithm.

4.1 Vertex Peeling

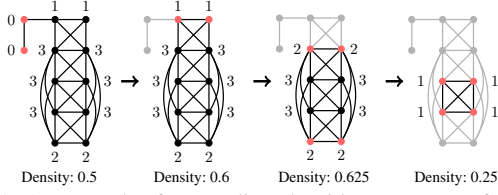


Figure 2: An example of our peeling algorithm ARB-PEEL for $k = 4$. Each vertex is labeled with its current 4-clique count. At each step, we peel the vertices with the minimum 4-clique count, highlighted in red, and then recompute the 4-clique counts on the unpeeled vertices. If there are multiple vertices with the same minimum 4-clique count, we peel them in parallel. Each step is labeled with the k -clique density of the remaining graph.

Algorithm. Algorithm 2 presents ARB-PEEL, our parallel algorithm for vertex peeling, which also gives a $1/k$ -approximate to the k -clique densest subgraph problem. An example of this peeling process is shown in Figure 2. The algorithm uses ARB-COUNT to compute the initial per-vertex k -clique counts (C), which are given as an argument to the algorithm. The algorithm first initializes a parallel bucketing structure that stores buckets containing sets of vertices, where all vertices in the same bucket have the same k -clique count (Line 11). Then, while not all of the vertices have been peeled, it repeatedly extracts the vertices with the lowest induced k -clique count (Line 14), updates the count of the number of peeled vertices (Line 15), and updates the k -clique counts of vertices that are not yet finished that participate in k -cliques with the peeled vertices (Line 16). UPDATE also returns the number of k -cliques that were removed as well as the set of vertices whose k -clique counts changed. We then update the buckets of the vertices whose k -clique counts changed (Line 17). Lastly, the algorithm checks if the new induced subgraph has higher density than the current maximum density, and if so updates the maximum density (Lines 18–19).

The UPDATE procedure (Line 1–8) performs the bulk of the work in the algorithm. It takes each vertex in A (vertices to be peeled), builds its induced neighborhood, and counts all $(k - 1)$ -cliques in this neighborhood using ARB-COUNT, as these $(k - 1)$ -cliques together with a peeled vertex form a k -clique (Line 5). On Line 4, we avoid double counting k -cliques by ignoring vertices already peeled in prior rounds, and for vertices being peeled in the same round, we first mark them in an auxiliary array and break ties based on their rank (i.e., for a k -clique involving multiple vertices being peeled, the highest ranked vertex is responsible for counting it).

The algorithm above computes a density that approximates the density of the k -clique densest subgraph. A subgraph with this density can be returned by rerunning the algorithm.

In the appendix, we prove that ARB-PEEL correctly generates a subgraph with the same approximation guarantees of Tsourakakis’ sequential k -clique densest subgraph algorithm [50], and the following bounds on the complexity of

Algorithm 2 Parallel vertex peeling algorithm

```

1: procedure UPDATE( $G = (V, E), k, DG, C, A$ )
2:   Initialize  $T$  to store  $k$ -clique counts per vertex in  $A$ 
3:   parfor  $v$  in  $A$  do
4:      $I \leftarrow \{u \mid u \in N_G(v) \text{ and } u \text{ has not been previously peeled or}$ 
        $u \in A \text{ and } u \in N_{DG}(v)\}$   $\triangleright$  To avoid double counting
5:      $(t', U) \leftarrow \text{REC-COUNT-CLIQUEs-V}(DG, I, k - 1, C)$ 
6:     Store  $t'$  in  $T$ 
7:    $t \leftarrow \text{REDUCE-ADD}(T)$   $\triangleright$  Sum  $k$ -clique counts in  $T$ 
8:   return  $(t, U)$ 

9: procedure ARB-PEEL( $G = (V, E), k, DG, C, t$ )
10:   $\triangleright C$  is an array of  $k$ -clique counts per vertex and  $t$  is the total # of
     $k$ -cliques
11:  Let  $B$  be a bucketing structure mapping  $V$  to buckets based on # of
     $k$ -cliques
12:   $S^* \leftarrow G, d^* \leftarrow t/|V|, f \leftarrow 0$ 
13:  while  $f < |V|$  do
14:     $A \leftarrow$  vertices in next bucket in  $B$  (to be peeled)
15:     $f \leftarrow f + |A|$ 
16:     $(t', U) \leftarrow \text{UPDATE}(G, k, DG, C, A)$   $\triangleright$  Update # of  $k$ -cliques
17:    Update the buckets of vertices in  $U$ , peeling  $A$ 
18:    if  $t'/(|V| - f) > d^*$  then
19:       $d^* \leftarrow t'/(|V| - f)$   $\triangleright$  Update maximum density
20:  return  $d^*$ 

```

ARB-PEEL. $\rho_k(G)$ is defined to be the k -clique peeling complexity of G , or the number of rounds needed to peel the graph where in each round, all vertices with the minimum k -clique count are peeled. Note that $\rho_k(G) \leq n$. The proof requires applying bounds from the batch-parallel Fibonacci heap [46] and using the Nash-Williams theorem [33].

THEOREM 4.1. ARB-PEEL computes a $1/k$ -approximation to the k -clique densest subgraph problem in $O(m\alpha^{k-2} + \rho_k(G) \log n)$ expected amortized work, $O(\rho_k(G)k \log n + \log^2 n)$ span w.h.p., and $O(m + P\alpha)$ space, where $\rho_k(G)$ is the k -clique peeling complexity of G .

P-completeness. We also prove in the appendix that obtaining a hierarchy matching that obtained by the k -clique peeling process above is P-complete, meaning that there is unlikely to be a solution with polylogarithmic span.

Discussion. To the best of our knowledge, Tsourakakis presents the first sequential algorithm for this problem, although the work bound is worse than ours in most cases. Sariyuce et al. [43] present a sequential algorithm for a more general problem, but in the case that is equivalent to k -clique peeling, their fastest algorithm runs in $O(R(G, k))$ work and $O(C(G, k))$ space, where $R(G, k)$ is the cost of an arbitrary k -clique counting algorithm and $C(G, k)$ is the number of k -cliques in G . They provide another algorithm which runs in $O(m + n)$ space, but requires $O(\sum_v d(v)^k)$ work, which could be as high as $O(n^k)$. Our sequential bounds are asymptotically better than theirs in terms of either work or space, except in the highly degenerate case where $C(G, k) = o(\rho \log n)$. Sariyuce et al. [44] also give a parallel algorithm, which is similarly not work-efficient.

	n	m
com-dblp [29].	317,080	1,049,866
com-orkut [29].	3,072,441	117,185,083
com-friendster [29].	65,608,366	1.806×10^9
com-lj [29].	3,997,962	34,681,189
ClueWeb [13]	978,408,098	7.474×10^{10}
Hyperlink2014 [31]	1.725×10^9	1.241×10^{11}
Hyperlink2012 [31]	3.564×10^9	2.258×10^{11}

Table 1: Sizes of our input graphs. ClueWeb, Hyperlink2012, and Hyperlink2014 are symmetrized to be undirected graphs, and are stored and read in a compressed format from the Graph Based Benchmark Suite (GBBS) [16].

4.2 Approximate Vertex Peeling We present a $1/(k(1 + \epsilon))$ -approximate algorithm ARB-APPROX-PEEL for the k -clique densest subgraph problem based on approximate peeling. The algorithm is similar to ARB-PEEL, but in each round, it sets a threshold $t = k(1 + \epsilon)\tau(S)$ where $\tau(S)$ is the density of the current subgraph S , and removes all vertices with k -clique count at most τ . Tsourakakis [50] describes this procedure and shows that it computes a $1/(k(1 + \epsilon))$ -approximation of the k -clique densest subgraph in $O(\log n)$ rounds of peeling. Although the round complexity in Tsourakakis’ implementation is low, no non-trivial bound was known for its work. ARB-APPROX-PEEL is similar to Tsourakakis’ algorithm, except we utilize the fast, parallel k -clique counting methods introduced in this paper. We obtain the following theorem, which is proven in the appendix.

THEOREM 4.2. ARB-APPROX-PEEL computes a $1/(k(1 + \epsilon))$ -approximation to the k -clique densest subgraph and runs in $O(m\alpha^{k-2})$ expected work, $O(k \log^2 n)$ span w.h.p., and $O(m + P\alpha)$ space.

Note that the span for ARB-APPROX-PEEL matches or improves upon that for ARB-PEEL; notably, when $\rho_k(G) = o(\log n)$, then the ARB-APPROX-PEEL takes $O(\rho_k(G)k \log n + \log^2 n)$ span w.h.p.

4.3 Practical Optimizations We use the same optimizations described in Section 3.4 for updating k -clique counts. Also, we use the bucketing structure given by Dhulipala et al. [15], which keeps buckets relating k -clique counts to vertices, but only materializes a constant number of the lowest buckets. If large ranges of buckets contain no vertices, this structure skips over such ranges, allowing for fast retrieval of vertices to be peeled in every round using linear space.

5 Experiments

Environment. We run most of our experiments on a machine with 30 cores (with two-way hyper-threading), with 3.8GHz Intel Xeon Scalable (Cascade Lake) processors and 240 GiB of main memory. For our large compressed graphs, we use a machine with 80 cores (with two-way hyper-threading), with 2.6GHz Intel Xeon E7 (Broadwell E7) processors and 3844

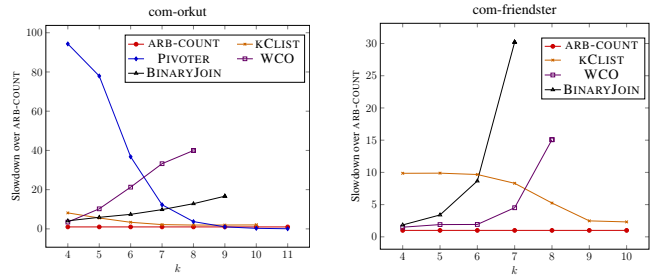


Figure 3: Multiplicative slowdowns of various parallel k -clique counting implementations, compared to ARB-COUNT, on com-orkut and com-friendster. The best runtimes for each implementation were used, and we have excluded any running time over 5 hours for WCO and BINARYJOIN. Note that PIVOTER was unable to perform k -clique counting on com-friendster due to memory limitations, and as such is not included in this figure.

GiB of main memory. We compile our programs with g++ (version 7.3.1) using the `-O3` flag. We use OpenMP for our k -clique counting runtimes, and we use a lightweight scheduler called Homemade for our k -clique peeling runtimes [6]. We terminate any experiment that takes over 5 hours, except for experiments on the large compressed graphs.

Graph Inputs. We test our algorithms on real-world graphs from the Stanford Network Analysis Project (SNAP) [29], from CMU’s Lemur project [13], and from the WebDataCommons dataset [31]. The details of the graphs are in Table 1, and we show additional statistics in the appendix.

Algorithm Implementations. We test different orientations for our counting and peeling algorithms, including the Goodrich-Pszona and Barenboim-Elkin orientations from Section 3.1, with $\epsilon = 1$. We also test other orientations that do not give work-efficient and polylogarithmic-span bounds, but are fast in practice, including the orientation given by ranking vertices by non-decreasing degree, the orientation given by the k -core ordering [30], and the orientation given by the original ordering of vertices in the graph.

Moreover, we compare our algorithms against KCLIST [14], which contains state-of-the-art parallel and sequential k -clique counting algorithms, and parallel k -clique peeling implementations. KCLIST additionally includes a parallel approximate k -clique peeling implementation. We include a simple modification to their k -clique counting code to support faster k -clique counting, where we simply return the number of k -cliques instead of iterating over each k -clique in the final level of recursion. KCLIST also offers the option of node or edge parallelism, but only offers a k -core ordering to orient the input graphs.

We additionally compare our counting algorithms to Jain and Seshadhri’s PIVOTER algorithm [26], Mhedhbi and Salihoglu’s worst-case optimal join algorithm (WCO) [32], Lai et al.’s implementation of a binary join algorithm (BINARYJOIN) [28], and Pinar et al.’s ESCAPE algorithm [38]. Note that PIVOTER is designed for counting all cliques, and the latter three algorithms are designed for gen-

		$k = 4$	$k = 5$	$k = 6$	$k = 7$	$k = 8$	$k = 9$	$k = 10$	$k = 11$
com-dblp	ARB-COUNT T_{60}	0.10	0.13	0.30	2.05^e	24.06 ^e	281.39 ^e	2981.74 ^{*e}	> 5 hrs
	ARB-COUNT T_1	1.57	1.71	5.58	64.27	837.82	9913.01	> 5 hrs	> 5 hrs
	KCLIST T_{60}	0.16	0.17	0.43 ^e	4.28 ^e	55.78 ^e	640.48 ^e	6895.16 ^e	> 5 hrs
	PIVOTER T_{60}	2.88	2.88	2.88	2.88	2.88	2.88	2.88	2.88
	WCO T_{60}	0.19	0.37	3.84	66.06	1126.69	9738.00	> 5 hrs	> 5 hrs
	BINARYJOIN T_{60}	0.12	0.42	2.08	39.29	627.48	7282.79	> 5 hrs	> 5 hrs
com-orkut	ARB-COUNT T_{60}	3.10	4.94	12.57	42.09	150.87^o	584.39^o	2315.89 ^o	8843.51 ^{oe}
	ARB-COUNT T_1	79.62	158.74	452.47	1571.49	5882.83	> 5 hrs	> 5 hrs	> 5 hrs
	KCLIST T_{60}	25.27	27.40	42.23	91.67 ^e	293.92 ^e	1147.50 ^e	4666.03 ^e	> 5 hrs
	PIVOTER T_{60}	292.35	385.04	462.05	517.29	559.75	598.88	647.18	647.18
	WCO T_{60}	10.71	50.51	267.47	1398.89	6026.99	> 5 hrs	> 5 hrs	> 5 hrs
	BINARYJOIN T_{60}	12.74	29.09	93.06	413.50	1938.06	9732.86	> 5 hrs	> 5 hrs
com-friendster	ARB-COUNT T_{60}	109.46	111.75	115.52	139.98	300.62	1796.12^e	16836.41^{oe}	> 5 hrs
	ARB-COUNT T_1	2127.79	2328.48	2723.53	3815.24	8165.76	> 5 hrs	> 5 hrs	> 5 hrs
	KCLIST T_{60}	1079.22	1104.28	1117.31	1162.84	1576.61 ^e	4449.81 ^e	> 5 hrs	> 5 hrs
	WCO T_{60}	201.82	379.59	1001.52	4229.20	> 5 hrs	> 5 hrs	> 5 hrs	> 5 hrs
com-lj	BINARYJOIN T_{60}	163.90	212.53	221.93	632.40	4532.60	> 5 hrs	> 5 hrs	> 5 hrs
	ARB-COUNT T_{60}	1.77	7.52	258.46	10733.21	> 5 hrs	> 5 hrs	> 5 hrs	> 5 hrs
	ARB-COUNT T_1	33.04	231.15	8956.53	> 5 hrs	> 5 hrs	> 5 hrs	> 5 hrs	> 5 hrs
	KCLIST T_{60}	7.53	22.13	647.77 ^e	> 5 hrs	> 5 hrs	> 5 hrs	> 5 hrs	> 5 hrs
	PIVOTER T_{60}	268.06	1475.99	7816.13	> 5 hrs	> 5 hrs	> 5 hrs	> 5 hrs	> 5 hrs
	WCO T_{60}	6.62	80.78	3448.70	> 5 hrs	> 5 hrs	> 5 hrs	> 5 hrs	> 5 hrs
BINARYJOIN T_{60}	4.10	42.32	1816.87	> 5 hrs	> 5 hrs	> 5 hrs	> 5 hrs	> 5 hrs	

Table 2: Best runtimes in seconds for our parallel (T_{60}) and single-threaded (T_1) k -clique counting algorithm (ARB-COUNT), as well as the best parallel runtimes from KCLIST [14], PIVOTER [26], WCO [32], and BINARYJOIN [28]. Note that we cannot report runtimes from PIVOTER for the com-friendster graph, because for all k , PIVOTER runs out of memory and is unable to complete k -clique counting. The fastest runtimes for each experiment are bold and in green. All runtimes are from tests in the same computing environment, and include time spent preprocessing and counting (but not time spent loading the graph). For our parallel runtimes and KCLIST, we have chosen the fastest orientations and choice between node and edge parallelism per experiment, while for our serial runtimes, we have fixed the orientation given by degree ordering. For the parallel runtimes from ARB-COUNT, we have noted the orientation used; ^o refers to the Goodrich-Pszona orientation, ^{*} refers to the orientation given by k -core, and no superscript refers to the orientation given by degree ordering. For the runtimes from ARB-COUNT and KCLIST, we have noted whether node or edge parallelism was used; ^e refers to edge parallelism, and no superscript refers to node parallelism.

eral subgraph counting. Finally, we compare our approximate k -clique counting algorithm to Bressan *et al.*'s MOTIVO algorithm for approximate subgraph counting [10], which is more general. For k -clique peeling, we compare to Fang *et al.*'s COREAPP algorithm [19] and Tsourakakis's [50] triangle densest subgraph implementation.

5.1 Counting Results Table 2 shows the best parallel runtimes for k -clique counting over the SNAP datasets, from ARB-COUNT, KCLIST, PIVOTER, WCO, and BINARYJOIN, considering different orientations for ARB-COUNT, and considering node versus edge parallelism for ARB-COUNT and for KCLIST. We also show the best sequential runtimes from ARB-COUNT. We do not include triangle counting results, because for triangle counting, our k -clique counting algorithm becomes precisely Shun and Tangwongsan's [48] triangle counting algorithm. Furthermore, we performed experiments on ESCAPE by isolating their 4- and 5-clique counting code, but KCLIST consistently outperforms ESCAPE; thus, we have not included ESCAPE in Table 2. Figure 3 shows the slowdowns of the parallel implementations over ARB-COUNT

on com-orkut and com-friendster.

We also obtain parallel runtimes for $k = 4$ on large compressed graphs, using degree ordering and node parallelism, on a 80-core machine with hyper-threading; note that KCLIST, PIVOTER, WCO, and BINARYJOIN cannot handle these graphs. The runtimes are: 5824.76 seconds on ClueWeb with 74 billion edges (< 2 hours), 12945.25 seconds on Hyperlink2014 with over one hundred billion edges (< 4 hours), and 161418.89 seconds on Hyperlink2012 with over two hundred billion edges (< 45 hours). As far as we know, these are the first results for 4-clique counting for graphs of this scale.

Overall, on 30 cores, ARB-COUNT obtains speedups between 1.31–9.88x over KCLIST, between 1.02–46.83x over WCO, and between 1.20–28.31x over BINARYJOIN. Our largest speedups are for large graphs (e.g., com-friendster) and for moderate values of k , because we obtain more parallelism relative to the necessary work.

Comparing our parallel runtimes to KCLIST's serial runtimes (which were faster than those of WCO and BINARYJOIN), we obtain between 2.26–79.20x speedups, and considering only parallel runtimes over 0.7 seconds, we obtain

		$k = 3$	$k = 4$	$k = 5$	$k = 6$	$k = 7$	$k = 8$	$k = 9$
com-dblp	ARB-PEEL T_{60}	0.14	0.21	0.23[°]	1.29[°]	18.77	276.69[°]	3487.09[°]
	ARB-PEEL T_1	0.27	0.37	1.378	17.99	258.24	3373.05	> 5 hrs
	KCLIST T_1	0.19	0.25	1.10	14.98	221.98	2955.87	> 5 hrs
	COREAPP T_1	0.10	0.23	1.09	12.21	244.81	7674.55	> 5 hrs
com-orkut	ARB-PEEL T_{60}	33.15[°]	76.91	221.28	721.73	2466.99[°]	9062.99[°]	> 5 hrs
	ARB-PEEL T_1	130.04	184.28	422.20	1032.19	3123.72	> 5 hrs	> 5 hrs
	KCLIST T_1	87.71	218.94	587.24	2029.43	7414.77	> 5 hrs	> 5 hrs
	COREAPP T_1	113.27	546.13	2460.65	16320.24	> 5 hrs	> 5 hrs	> 5 hrs
com-friendster	ARB-PEEL T_{60}	371.52	1747.92	4144.96	6870.06	> 5 hrs	> 5 hrs	> 5 hrs
	ARB-PEEL T_1	3297.14	11540.73	12932.28	14112.95	> 5 hrs	> 5 hrs	> 5 hrs
	KCLIST T_1	2225.70	3216.92	4325.73	6933.32	> 5 hrs	> 5 hrs	> 5 hrs
	COREAPP T_1	> 5 hrs	> 5 hrs	> 5 hrs	> 5 hrs	> 5 hrs	> 5 hrs	> 5 hrs
com-lj	ARB-PEEL T_{60}	6.46	26.36	324.77	12920.08	> 5 hrs	> 5 hrs	> 5 hrs
	ARB-PEEL T_1	17.74	70.12	822.10	> 5 hrs	> 5 hrs	> 5 hrs	> 5 hrs
	KCLIST T_1	16.64	42.16	839.13	> 5 hrs	> 5 hrs	> 5 hrs	> 5 hrs
	COREAPP T_1	7.20	27.53	1595.04	> 5 hrs	> 5 hrs	> 5 hrs	> 5 hrs

Table 3: Best runtimes in seconds for our parallel and single-threaded k -clique peeling algorithm (ARB-PEEL), as well as the best sequential runtimes from previous work (KCLIST and COREAPP) [14, 19]. KCLIST and COREAPP do not have parallel implementations of k -clique peeling; they are only serial. The fastest runtimes for each experiment are bolded and in green. All runtimes are from tests in the same computing environment, and include only time spent peeling. For our parallel runtimes, we have chosen the fastest orientations per experiment, while for our serial runtimes, we have fixed the degree orientation. For the parallel runtimes from ARB-PEEL, we have noted the orientation used; [°] refers to the Goodrich-Pszona orientation, and no superscript refers to the orientation given by degree ordering.

between 16.32–79.20x speedups. By virtue of our orientations, our single-threaded runtimes are often faster than the serial runtimes of the other implementations, with up to 23.17x speedups particularly for large graphs and large values of k . Our self-relative parallel speedups are between 13.23–38.99x.

We also compared with PIVOTER [26], which is designed for counting all cliques, but can be truncated for fixed k . Their algorithm is able to count all cliques for com-dblp and com-orkut, in under 5 hours. However, their algorithm is not theoretically-efficient for fixed k , and as such their parallel implementation is up to 196.28x slower compared to parallel ARB-COUNT, and their serial implementation is up to 184.76x slower compared to single-threaded ARB-COUNT. These slowdowns are particularly prominent for small k . Importantly, PIVOTER’s truncated algorithm does not result in significant speedups over their full algorithm, and PIVOTER requires significant space for its data structure and runs out of memory for large graphs; it is unable to compute k -clique counts at all for $k \geq 4$ on com-friendster.

Of the different orientations, using degree ordering is generally the fastest for small k because it requires little overhead and gives sufficiently low out-degrees. However, for larger k , this overhead becomes less significant compared to the time for counting and other orderings result in faster counting. The cutoff for this switch occurs generally at $k = 8$. Note that the Barenboim-Elkin and original orientations are never the fastest orientations. The slowness of the former is because it gives a lower-granularity ordering, since it does not order between vertices deleted in a given round. We found that the self-relative speedups of orienting the graph alone were between 6.69–19.82x across all orientations, the

larger of which were found in large graphs. We discuss preprocessing overheads in more detail in the appendix.

Moreover, in both ARB-COUNT and KCLIST, node parallelism is faster on small k , while edge parallelism is faster on large k . This is because parallelizing the first level of recursion is sufficient for small k , and edge parallelism introduces greater parallel overhead. For large k , there is more work, which edge parallelism balances better, and the additional parallel overhead is mitigated by the benefit that balancing introduces. The cutoff for when edge parallelism is generally faster than node parallelism occurs around $k = 8$. We provide more detailed analysis in the appendix.

We also evaluated our approximate counting algorithm on com-orkut and com-friendster, and compared to MOTIVO [10]. We defer a detailed discussion of these to the appendix. Overall, we obtain significant speedups over exact k -clique counting through sparsification and have low error rates over the exact global counts, with between 5.32–2189.11x speedups over exact counting and between 0.42–5.05% error. We also see 92.71–177.29x speedups over MOTIVO for 4-clique and 5-clique approximate counting on com-orkut.

5.2 Peeling Results Table 3 shows the best parallel and sequential runtimes for k -clique peeling on SNAP datasets for ARB-PEEL, KCLIST, and COREAPP (KCLIST and COREAPP only implement sequential algorithms).

Overall, our parallel implementation obtains between 1.01–11.83x speedups over KCLIST’s serial runtimes. The higher speedups occur in graphs that require proportionally fewer parallel peeling rounds ρ_k compared to its size; notably, com-dblp requires few parallel peeling rounds, and we see

between 4.78–11.83x speedups over KCLIST on com-dblp for $k \geq 5$. As such, our parallel speedups are constrained by ρ_k . Similarly, we obtain up to 53.53x speedup over COREAPP’s serial runtimes. COREAPP outperforms our parallel implementation on triangle peeling for com-dblp, again owing to the proportionally fewer parallel peeling rounds in these cases. ARB-PEEL achieves self-relative parallel speedups between 1.19–13.76x. Our single-threaded runtimes are generally slower than KCLIST’s and COREAPP’s sequential runtimes owing to the parallel overhead necessary to aggregate k -clique counting updates between rounds. In the appendix, we present a further analysis of the distributions of number of vertices peeled per round.

Moreover, the edge density of the approximate k -clique densest subgraph found by ARB-PEEL converges towards 1 for $k \geq 3$, and as such, ARB-PEEL is able to efficiently find large subgraphs that approach cliques. In particular, the k -clique densest subgraph that ARB-PEEL finds on com-lj contains 386 vertices with an edge density of 0.992. Also, the k -clique densest subgraph that ARB-PEEL finds on com-friendster contains 141 vertices with an edge density of 0.993.

We also tested Tsourakakis’s [50] triangle densest subgraph implementation; however, it requires too much memory to run for com-orkut, com-friendster, and com-lj on our machines. It completes 3-clique peeling on com-dblp in 0.86 seconds, while our parallel ARB-PEEL takes 0.27 seconds.

Finally, we compared our parallel approximate ARB-APPROX-PEEL to KCLIST’s parallel approximate algorithm on com-orkut and com-friendster. ARB-APPROX-PEEL is up to 29.59x faster than KCLIST for large k , and we see between 5.95–80.83% error on the maximum k -clique density obtained compared to the density obtained from k -clique peeling.

6 Related Work

Theory. A trivial algorithm can compute all k -cliques in $O(n^k)$ work. Using degree-based thresholding enables clique counting in $O(m^{k/2})$ work, which is asymptotically faster for sparse graphs. Chiba and Nishizeki give an algorithm with improved complexity for sparse graphs, in which all k -cliques can be found in $O(m\alpha^{k-2})$ work [11], where α is the arboricity of the graph.

For arbitrary graphs, the fastest theoretical algorithm uses matrix multiplication, and counts $3l$ cliques in $O(n^{l\omega})$ time where ω is the matrix multiplication exponent [34]. The k -clique problem is a canonical hard problem in the FPT literature, and is known to be $W[1]$ -complete when parametrized by k [17]. We refer the reader to [54], which surveys other theoretical algorithms for this problem.

Practice. The special case of counting and listing triangles ($k = 3$) has received a huge amount of attention over the past two decades (e.g., [52, 51, 48, 36], among many others). Finocchi et al. [21] present parallel k -clique counting algorithms for MapReduce. Jain and Seshadri [25] provide

algorithms for estimating k -clique counts. The state-of-the-art k -clique counting and listing algorithm is KCLIST by Danisch et al. [14], which is based on the Chiba-Nishizeki algorithm, but uses the k -core ordering (which is not parallel) to rank vertices. It achieves $O(m\alpha^{k-2})$ work, but does not have polylogarithmic span due to the k -core ordering and only parallelizing one or two levels of recursion.

Additionally, many algorithms have been designed for finding 4- and 5-vertex subgraphs (e.g., [38, 37, 2, 55, 41]) as well as estimating larger subgraph counts (e.g., [9, 10]), and these algorithms can be used for counting exact or approximate k -clique counting as a special case. Worst-case optimal join algorithms from the database literature [1, 35, 32, 28] can also be used for k -clique listing and counting as a special case, and would require $O(m^{k/2})$ work.

Very recently, Jain and Seshadri [26] present a sequential and a vertex parallel PIVOTER algorithm for counting all cliques in a graph. However, their algorithm cannot be used for k -clique listing as they avoid processing all cliques, and requires much more than $O(m\alpha^{k-2})$ work in the worst case.

Low Out-degree Orientations. A canonical technique in the graph algorithms literature on clique counting, listing, and related tasks [18, 26, 38] is the use of a low out-degree orientation. Matula and Beck [30] show that the k -core order gives an $O(\alpha)$ orientation. However, the problem of computing this ordering is a P-complete [3], and thus unlikely to have polylogarithmic span. More recent work in the distributed and external-memory literature has shown that such orderings can be efficiently computed in these settings. Barenboim and Elkin give a distributed algorithm that finds an $O(\alpha)$ -orientation in $O(\log n)$ rounds [5]. Goodrich and Pszona give a similar algorithm for external-memory [23].

Vertex Peeling and k -clique Densest Subgraph. An important application of k -clique counting is its use as a subroutine in computing generalizations of approximate densest subgraph. In this paper, we study parallel algorithms for k -clique densest subgraph, a generalization of the densest subgraph problem introduced by Tsourakakis [50]. Tsourakakis presents a sequential $1/k$ -approximation algorithm based on iteratively peeling the vertex with minimum k -clique-count, and a parallel $1/(k(1 + \epsilon))$ -approximation algorithm based on a parallel densest subgraph algorithm of Bahmani et al. [4]. Sun *et al.* [49] give additional approximation algorithms that converge to produce the exact solution over further iterations; these algorithms are more sophisticated and demonstrate the tradeoff between running times and relative errors. Recently, Fang *et al.* [19] propose algorithms for finding the largest (j, Ψ) -core of a graph, or the largest subgraph such that all vertices have at least j subgraphs Ψ incident on them. They propose an algorithm for Ψ being a k -clique that peels vertices with larger clique counts first and show that their algorithm gives a $1/k$ -approximation to the k -clique densest subgraph.

7 Conclusion

We presented new work-efficient parallel algorithms for k -clique counting and peeling with low span. We showed that our implementations achieve good parallel speedups and significantly outperform state-of-the-art. A direction for future work is designing work-efficient parallel algorithms for the more general (r, s) -nucleus decomposition problem [45].

Acknowledgements. This research was supported by NSF Graduate Research Fellowship #1122374, DOE Early Career Award #DE-SC0018947, NSF CAREER Award #CCF-1845763, DARPA SDH Award #HR0011-18-3-0007, and Applications Driving Architectures (ADA) Research Center, a JUMP Center co-sponsored by SRC and DARPA.

References

- [1] C. R. Aberger, A. Lamb, S. Tu, A. Nötzli, K. Olukotun, and C. Ré. EmptyHeaded: A relational engine for graph processing. *ACM Trans. Database Syst.*, 42(4), 2017.
- [2] N. K. Ahmed, J. Neville, R. A. Rossi, N. G. Duffield, and T. L. Willke. Graphlet decomposition: framework, algorithms, and applications. *Knowl. Inf. Syst.*, 50(3), 2017.
- [3] R. Anderson and E. W. Mayr. A P-complete problem and approximations to it. Technical report, 1984.
- [4] B. Bahmani, R. Kumar, and S. Vassilvitskii. Densest subgraph in streaming and MapReduce. *Proc. VLDB Endow.*, 5(5), Jan. 2012.
- [5] L. Barenboim and M. Elkin. Sublogarithmic distributed MIS algorithm for sparse graphs using Nash-Williams decomposition. *Distributed Computing*, 22(5), 2010.
- [6] G. E. Blelloch, D. Anderson, and L. Dhulipala. Brief announcement: ParlayLib – a toolkit for parallel algorithms on shared-memory multicore machines. In *ACM SPAA*, 2020.
- [7] R. D. Blumofe and C. E. Leiserson. Space-efficient scheduling of multithreaded computations. *SIAM J. Comput.*, 27(1), 1998.
- [8] R. P. Brent. The parallel evaluation of general arithmetic expressions. *J. ACM*, 21(2), Apr. 1974.
- [9] M. Bressan, F. Chierichetti, R. Kumar, S. Leucci, and A. Panconesi. Motif counting beyond five nodes. *TKDD*, 12(4), 2018.
- [10] M. Bressan, S. Leucci, and A. Panconesi. Motivo: Fast motif counting via succinct color coding and adaptive sampling. *Proc. VLDB Endow.*, 12(11), July 2019.
- [11] N. Chiba and T. Nishizeki. Arboricity and subgraph listing algorithms. *SIAM J. Comput.*, 14(1), Feb. 1985.
- [12] T. H. Cormen, C. E. Leiserson, R. L. Rivest, and C. Stein. *Introduction to Algorithms (3. ed.)*. MIT Press, 2009.
- [13] B. Croft and J. Callan. The Lemur project. <https://www.lemurproject.org/>, 2016.
- [14] M. Danisch, O. Balalau, and M. Sozio. Listing k -cliques in sparse real-world graphs*. In *WWW*, 2018.
- [15] L. Dhulipala, G. Blelloch, and J. Shun. Julienne: A framework for parallel graph algorithms using work-efficient bucketing. In *ACM SPAA*, 2017.
- [16] L. Dhulipala, G. E. Blelloch, and J. Shun. Theoretically efficient parallel graph algorithms can be fast and scalable. In *ACM SPAA*, 2018.
- [17] R. G. Downey and M. R. Fellows. Fixed-parameter tractability and completeness I: Basic results. *SIAM J. Comput.*, 24(4), 1995.
- [18] D. Eppstein, M. Löffler, and D. Strash. Listing all maximal cliques in sparse graphs in near-optimal time. In *ISAAC*, 2010.
- [19] Y. Fang, K. Yu, R. Cheng, L. V. S. Lakshmanan, and X. Lin. Efficient algorithms for densest subgraph discovery. *Proc. VLDB Endow.*, 12(11), July 2019.
- [20] T. Feder and R. Motwani. Clique partitions, graph compression and speeding-up algorithms. *Journal of Computer and System Sciences*, 51(2), 1995.
- [21] I. Finocchi, M. Finocchi, and E. G. Fusco. Clique counting in MapReduce: Algorithms and experiments. *J. Exp. Algorithms*, 20, Oct. 2015.
- [22] J. Gil, Y. Matias, and U. Vishkin. Towards a theory of nearly constant time parallel algorithms. In *IEEE FOCS*, 1991.
- [23] M. T. Goodrich and P. Pszona. External-memory network analysis algorithms for naturally sparse graphs. In *European Symposium on Algorithms*, 2011.
- [24] E. Gregori, L. Lenzini, and S. Mainardi. Parallel k -clique community detection on large-scale networks. *IEEE TPDS*, 24(8), Aug 2013.
- [25] S. Jain and C. Seshadhri. A fast and provable method for estimating clique counts using Turán’s theorem. In *WWW*, 2017.
- [26] S. Jain and C. Seshadhri. The power of pivoting for exact clique counting. In *ACM WSDM*, 2020.
- [27] J. Jaja. *Introduction to Parallel Algorithms*. Addison-Wesley Professional, 1992.
- [28] L. Lai, Z. Qing, Z. Yang, X. Jin, Z. Lai, R. Wang, K. Hao, X. Lin, L. Qin, W. Zhang, Y. Zhang, Z. Qian, and J. Zhou. Distributed subgraph matching on timely dataflow. *Proc. VLDB Endow.*, 12(10), June 2019.
- [29] J. Leskovec and A. Krevl. SNAP Datasets: Stanford large network dataset collection. <http://snap.stanford.edu/data>, 2019.
- [30] D. W. Matula and L. L. Beck. Smallest-last ordering and clustering and graph coloring algorithms. *J. ACM*, 30(3), July 1983.
- [31] R. Meusel, S. Vigna, O. Lehmberg, and C. Bizer. The graph structure in the web—analyzed on different aggregation levels. *JWS*, 1(1), 2015.
- [32] A. Mhedhbi and S. Salihoglu. Optimizing subgraph queries by combining binary and worst-case optimal joins. *Proc. VLDB Endow.*, 12(11), July 2019.
- [33] C. S. J. Nash-Williams. Edge-disjoint spanning trees of finite graphs. *Journal of the London Mathematical Society*, 1(1), 1961.
- [34] J. Nešetřil and S. Poljak. On the complexity of the subgraph problem. *Commentationes Mathematicae Universitatis Carolinae*, 026(2), 1985.
- [35] H. Q. Ngo, E. Porat, C. Ré, and A. Rudra. Worst-case optimal join algorithms. *J. ACM*, 65(3), Mar. 2018.
- [36] R. Pagh and C. E. Tsourakakis. Colorful triangle counting and a MapReduce implementation. *Inf. Process. Lett.*, 112(7), Mar. 2012.

- [37] H.-M. Park, F. Silvestri, R. Pagh, C.-W. Chung, S.-H. Myaeng, and U. Kang. Enumerating trillion subgraphs on distributed systems. *ACM Trans. Knowl. Discov. Data*, 12(6), Oct. 2018.
- [38] A. Pinar, C. Seshadhri, and V. Vishal. ESCAPE: Efficiently counting all 5-vertex subgraphs. In *WWW*, 2017.
- [39] S. Rajasekaran and J. H. Reif. Optimal and sublogarithmic time randomized parallel sorting algorithms. *SIAM J. Comput.*, 18(3), June 1989.
- [40] R. A. Rossi, N. K. Ahmed, and E. Koh. Higher-order network representation learning. In *WWW*, 2018.
- [41] R. A. Rossi, R. Zhou, and N. K. Ahmed. Estimation of graphlet counts in massive networks. *IEEE Trans. Neural Netw. Learning Syst.*, 30(1), 2019.
- [42] S.-V. Sanei-Mehri, A. E. Sariyüce, and S. Tirhappura. Butterfly counting in bipartite networks. In *ACM SIGKDD*, 2018.
- [43] A. E. Sariyüce and A. Pinar. Peeling bipartite networks for dense subgraph discovery. In *ACM WSDM*, 2018.
- [44] A. E. Sariyüce, C. Seshadhri, and A. Pinar. Local algorithms for hierarchical dense subgraph discovery. *Proc. VLDB Endow.*, 12(1), Sept. 2018.
- [45] A. E. Sariyüce, C. Seshadhri, A. Pinar, and U. V. Çatalyürek. Nucleus decompositions for identifying hierarchy of dense subgraphs. *ACM Trans. Web*, 11(3), July 2017.
- [46] J. Shi and J. Shun. Parallel algorithms for butterfly computations. In *Symposium on Algorithmic Principles of Computer Systems*, 2020.
- [47] J. Shun, L. Dhulipala, and G. E. Blelloch. Smaller and faster: Parallel processing of compressed graphs with Ligra+. In *IEEE DCC*, 2015.
- [48] J. Shun and K. Tangwongsan. Multicore triangle computations without tuning. In *IEEE International Conference on Data Engineering (ICDE)*, 2015.
- [49] B. Sun, M. Danisch, T.-H. H. Chan, and M. Sozio. KList++: A simple algorithm for finding k-clique densest subgraphs in large graphs. *Proc. VLDB Endow.*, 13(10), June 2020.
- [50] C. Tsourakakis. The k -clique densest subgraph problem. In *WWW*, 2015.
- [51] C. E. Tsourakakis. Counting triangles in real-world networks using projections. *Knowl. Inf. Syst.*, 26(3), 2011.
- [52] C. E. Tsourakakis, P. Drineas, E. Michelakis, I. Koutis, and C. Faloutsos. Spectral counting of triangles via element-wise sparsification and triangle-based link recommendation. *Social Network Analysis and Mining*, 1(2), Apr 2011.
- [53] C. E. Tsourakakis, J. Pachocki, and M. Mitzenmacher. Scalable motif-aware graph clustering. In *WWW*, 2017.
- [54] V. Vassilevska. Efficient algorithms for clique problems. *IPL*, 109(4), 2009.
- [55] P. Wang, J. Zhao, X. Zhang, Z. Li, J. Cheng, J. C. S. Lui, D. Towsley, J. Tao, and X. Guan. MOSS-5: A fast method of approximating counts of 5-node graphlets in large graphs. *IEEE Trans Knowl Data Eng*, 30(1), Jan 2018.
- [56] H. Yin, A. R. Benson, and J. Leskovec. Higher-order clustering in networks. *Physical Review E*, 97(5), 2018.

A Examples

Figure 4 shows an example of our k -clique counting algorithm, ARB-COUNT, for $k = 4$. First, the graph is directed as

shown in Level 1. The algorithm then iterates over all vertices in parallel, but for simplicity we only show a single process starting from vertex v . Importantly, the algorithm must iterate over all vertices, since there are 4-cliques that are not found by starting at v . For instance, $\{w_2, x_2, w_4, x_4\}$ is a 4-clique that is found by running this process starting from w_4 .

We call v the source vertex for its process in Level 1, and note that v is added to the growing clique set. Each directed out-neighbor of v , in blue, spawns a new child task where the out-neighbor is added to the growing clique set and is denoted as the new source vertex, as shown in Level 2.

In Level 2, we take each source vertex, in red, and intersect its out-neighbors, in blue, with its parent task’s out-neighbors, contained within the dashed blue circle. Note that all vertices x_i have no out-neighbors, so these tasks terminate here. For simplicity, we have removed the parent task’s source vertex v , because no level 2 source vertices may have v as an out-neighbor by virtue of our orientation, and we have also removed any vertices disconnected from the source vertex. Now, each vertex in the aforementioned intersection (i.e., each blue vertex in the dashed blue circle) spawns a new child task, where it is added to the growing clique set and becomes the new source vertex, as shown in Level 3. The dashed blue circle shrinks to contain only the out-neighbors in the intersection from Level 2.

We repeat this process for a final level, intersecting the out-neighbors, in blue, of the source vertices, in red, with the intersection from the previous level, in the dashed blue circle. Each vertex remaining in the intersection spawns a new child task. The child tasks remaining in Level 4 represent our 4-cliques. For example, the 4-clique $\{v, u_2, w_2, x_2\}$ is obtained by intersecting w_2 ’s out-neighbors $\{x_2, x_4\}$ and u_2 ’s out-neighbors $\{w_2, w_4, x_2\}$, which gives $\{x_2\}$ and adding the source vertices on the path to this task, $\{v, u_2, w_2\}$. Note that the arrows between the levels in this figure represent the dependency graph for the 4-clique counting computation; the spawned child tasks are all safe to run in parallel.

B Proofs

We present here proofs for the complexity bounds for our low out-degree orientation algorithms, approximate k -clique counting algorithm using colorful sparsification, k -clique vertex peeling algorithm, and approximate k -clique vertex peeling algorithm. Additionally, we prove the variance of our estimator in our approximate k -clique counting algorithm, and we prove that the problem of obtaining the k -clique cores given by the k -clique vertex peeling process is P-complete.

B.1 Low Out-degree Orientation (Ranking) Algorithms 3 and 4 shows pseudocode for the Goodrich-Pszona algorithm and the Barenboim-Elkin algorithm respectively. We present here the bounds for our parallelization of these algorithms, which are described in Section 3.1.

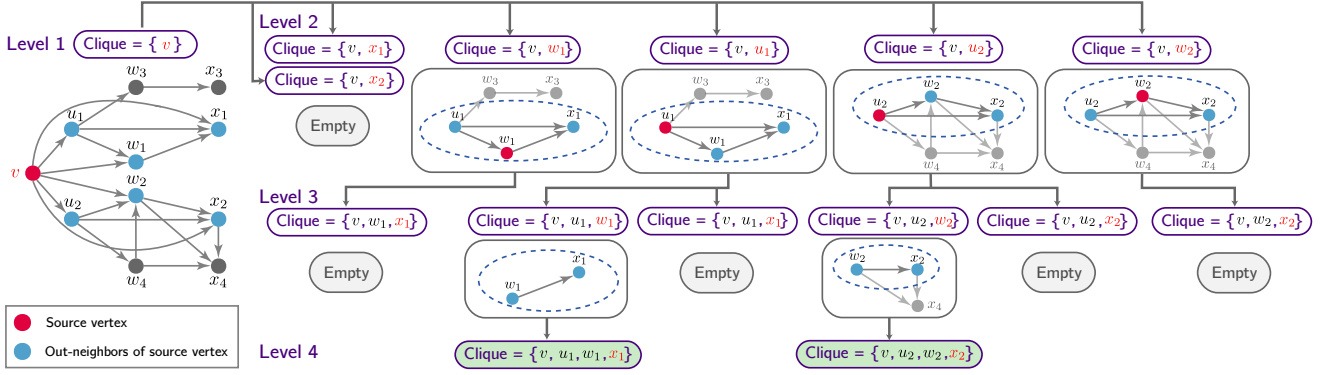


Figure 4: An example of our k -clique counting algorithm for $k = 4$.

THEOREM B.1. *The Goodrich-Pszona and Barenboim-Elkin algorithms compute $O(\alpha)$ -orientations in $O(m)$ expected work, $O(\log^2 n)$ span w.h.p., and $O(m)$ space.*

Proof. The bounds on out-degree follow from the discussion above. For the work and span, we first observe that both algorithms run in $O(\log n)$ rounds, and each round removes a constant fraction of the vertices. For both algorithms, we maintain the induced degrees of all vertices in an array.

For the Goodrich-Pszona algorithm, we can filter out the vertices with degree less than the c -th smallest degree vertex for $c = \epsilon n / (2 + \epsilon)$ using parallel integer sort, which runs in $O(n')$ expected work, $O(\log n)$ span w.h.p., and $O(n')$ space, where n' is the number of remaining vertices [39]. For the Barenboim-Elkin algorithm, we use a parallel filter, which takes linear work, $O(\log n)$ span, and linear space.

We can update the degrees of the remaining vertices after removing the peeled vertices by mapping over all edges incident to these vertices, and applying an atomic add instruction to decrement the degree of each neighbor. Each edge is processed exactly once in each direction, when its corresponding endpoints are peeled, and each vertex is peeled exactly once, so the total work is $O(m)$. Since each peeling round can be implemented in $O(\log n)$ span, and there are $O(\log n)$ such rounds, the span of both algorithms is $O(\log^2 n)$.

Algorithm 3 Goodrich-Pszona Orientation Algorithm

```

1: procedure ORIENT( $G = (V, E)$ ,  $\epsilon$ )
2:    $n \leftarrow |V|$ ,  $L \leftarrow []$ 
3:   while  $G$  is not empty do
4:      $S \leftarrow \epsilon n / (2 + \epsilon)$  vertices of lowest induced degree
5:     Append  $S$  to  $L$ 
6:     Remove vertices in  $S$  from  $G$ 
7:   return  $L$ 

```

Algorithm 4 Barenboim-Elkin Orientation Algorithm

```

1: procedure ORIENT( $G = (V, E)$ ,  $\epsilon$ ,  $\alpha$ )
2:    $n \leftarrow |V|$ ,  $L \leftarrow []$ 
3:   while  $G$  is not empty do
4:      $S \leftarrow \{v \in V \mid v \text{'s induced degree less than } (2 + \epsilon)\alpha\}$ 
5:     Append  $S$  to  $L$ 
6:     Remove vertices in  $S$  from  $G$ 
7:   return  $L$ 

```

Finally, computing an estimate of the arboricity using the parallel densest-subgraph algorithm from [16] can be done in $O(m)$ work, $O(\log^2 n)$ span, and $O(m)$ space, which does not asymptotically increase the cost of running the Barenboim-Elkin algorithm. \square

B.2 Sampling We present here the proof for the variance of our estimator in approximate k -clique counting through colorful sparsification, from Section 3.3.

THEOREM B.2. *Let X be the true k -clique count in G , C be the k -clique count in G' , $p = 1/c$, and $Y = C/p^{k-1}$. Then $\mathbb{E}[Y] = X$ and $\text{Var}[Y] = p^{-2(k-1)}(X(p^{k-1} - p^{2(k-1)}) + \sum_{z=2}^{k-1} s_z(p^{2(k-1)-z+1} - p^{2(k-1)}))$, where s_z is the number of pairs of k -cliques that share z vertices.*

Proof. Let C_i be an indicator variable denoting whether the i 'th k -clique in G is preserved in G' . For a k -clique to be preserved, all k vertices in the clique must have the same color. This happens with probability p^{k-1} since after fixing the color of one vertex v in the clique, the remaining $k - 1$ vertices must have the same color as v . Each vertex picks a color independently and uniformly at random, and so the probability of a vertex choosing the same color as v is p . The number of k -cliques in G' is equal to $C = \sum_i C_i$. Therefore $\mathbb{E}[C] = \sum_i \mathbb{E}[C_i] = Xp^{k-1}$. We have that $\mathbb{E}[Y] = \mathbb{E}[C/p^{k-1}] = (1/p^{k-1})\mathbb{E}[C] = (1/p^{k-1})Xp^{k-1} = X$.

The variance of Y is $\text{Var}[Y] = \text{Var}[C/p^{k-1}] = \text{Var}[C]/p^{2(k-1)} = \text{Var}[\sum_i C_i]/p^{2(k-1)}$. By definition $\text{Var}[\sum_i C_i] = \sum_i (\mathbb{E}[C_i]^2 - \mathbb{E}[C_i]^2) + \sum_{i \neq j} \text{Cov}[C_i, C_j]$. The first term is equal to $X(p^{k-1} - p^{2(k-1)})$. To compute the second term, note that $\text{Cov}[C_i, C_j] = \mathbb{E}[C_i C_j] - \mathbb{E}[C_i]\mathbb{E}[C_j]$ depends on the number of vertices that cliques i and j share. Their covariance is 0 if they share no vertices. Their covariance is also 0 if they share one vertex since the event that the remaining vertices of each clique have the same color as the shared vertex is independent between the two cliques. Let s_z denote the number of pairs of cliques that share $z > 1$ vertices. For pairs of cliques sharing z vertices, we have $\mathbb{E}[C_i C_j] - \mathbb{E}[C_i]\mathbb{E}[C_j] = p^{2(k-1)-z+1} - p^{2(k-1)}$. This is because given z shared vertices with the same color,

the probability that the remaining $2(k-1) - z$ vertices across the two cliques have the same color as the shared vertices is $p^{2(k-1)-z+1}$. Therefore, $\text{Var}[Y] = p^{-2(k-1)}(X(p^{k-1} - p^{2(k-1)}) + \sum_{z=2}^{k-1} s_z(p^{2(k-1)-z+1} - p^{2(k-1)}))$. \square

We also give the proof for the work and span of approximate k -clique counting through colorful sparsification, from Section 3.3.

THEOREM B.3. *Our sampling algorithm with parameter $p = 1/c$ gives an unbiased estimate of the global k -clique count and takes $O(p m \alpha^{k-2} + m)$ expected work, $O(k \log n + \log^2 n)$ span w.h.p., and $O(m + P\alpha)$ space on P processors.*

Proof. Theorem B.2 states that our algorithm produces an unbiased estimate of the global count. We now analyze the work and span of the algorithm. Choosing colors for the vertices can be done in $O(n)$ work and $O(1)$ span. Creating a subgraph containing edges with endpoints having the same color can be done using prefix sum and filtering in $O(m)$ work and $O(\log m)$ span. Each edge is kept with probability p as the two endpoints will have matching colors with this probability. Therefore, our subgraph has pm edges in expectation. The arboricity of our subgraph is upper bounded by the arboricity of our original graph, α , and so running our k -clique counting algorithm on the subgraph takes $O(p m \alpha^{k-2} + m)$ expected work and $O(k \log n + \log^2 n)$ span w.h.p. \square

B.3 Vertex Peeling We present here the proof that ARB-PEEL correctly generates a subgraph with the same approximation guarantees of Tsourakakis’ sequential k -clique densest subgraph algorithm [50], as well as the following bounds on the complexity of ARB-PEEL, from Section 4.1.

THEOREM B.4. *ARB-PEEL computes a $1/k$ -approximation to the k -clique densest subgraph problem in $O(m\alpha^{k-2} + \rho_k(G) \log n)$ expected amortized work, $O(\rho_k(G)k \log n + \log^2 n)$ span w.h.p., and $O(m + P\alpha)$ space, where $\rho_k(G)$ is the k -clique peeling complexity of G .*

Proof. This proof uses the Nash-Williams theorem [33], which states that a graph G has arboricity α if and only if for every $U \subseteq V$, $|G[U]| \leq \alpha(|U| - 1)$. Here, $G[U]$ is the subgraph of G induced by the vertices in U , and $|G[U]|$ is the number of edges in $G[U]$.

First, we provide a proof on the correctness of our k -clique peeling algorithm. Tsourakakis [50] proves that for the sequential k -clique densest subgraph algorithm which peels vertices one-by-one in increasing order of k -clique count, it attains a $1/k$ -approximation to the k -clique densest subgraph problem. We note that among vertices within the same k -clique core, the order in which these vertices are peeled

does not affect the approximation; this follows directly from Tsourakakis’s sequential algorithm, in which in any given round, any vertex with the same minimum k -clique count may be peeled. Note that additionally, given a set of vertices with the same minimum k -clique count in any given round, peeling a vertex from this set does not change the k -clique core number of any other vertex in this set, by definition.

As such, in order to show the correctness of ARB-PEEL, it suffices to show that first, ARB-PEEL peels vertices in the same order as given by Tsourakakis’s sequential algorithm, excepting vertices in the same k -clique core which may be peeled in any order among each other, and second, ARB-PEEL correctly updates the k -clique counts after peeling these vertices. The first claim follows from the structure of ARB-PEEL, because ARB-PEEL peels all vertices with the same minimum k -clique count in each round, which may be serialized to any order. The second claim follows from the correctness of ARB-COUNT in Section 3. ARB-PEEL first obtains for each peeled vertex v all undirected neighbors $N(v)$, and then uses the subroutine from ARB-COUNT to obtain k -cliques originating from v . This is equivalent to first obtaining the induced subgraph on $N(v)$, and then performing ARB-COUNT to obtain $(k-1)$ -cliques on the induced subgraph; thus, this gives all k -cliques containing v . The additional filtering of already peeled vertices ensures that previously found k -cliques are not recounted, and filtering other vertices peeled simultaneously based on a total order ensures that k -cliques involving these vertices are not recounted. Thus, ARB-PEEL gives a $1/k$ -approximation to the k -clique densest subgraph problem.

The proof of the complexity is similar in spirit to that of Theorem 3.2 but there are some subtle and important differences. First, unlike in our k -clique counting algorithm (Algorithm 1), our peeling algorithm does not have the luxury of only finding k -cliques directed “upward” from a peeled vertex v . Instead, it must find *all* k -cliques that v participates in and decrement these counts. Arguing that this does not cost a prohibitive amount of work is the main challenge of the proof. Importantly, our peeling algorithm calls the recursive subroutine REC-COUNT-CLIQUE-V of our k -clique counting algorithm directly, on a different input than used in the full k -clique counting algorithm, so the analysis of the work and span differs from the analysis given in Section 3.2.

We first account for the work and span of extracting and updating the bucketing structure. The overall work of inserting vertices into the structure is $O(n)$. Each vertex has its bucket decremented at most once per k -clique, and since there are at most $O(m\alpha^{k-2})$ k -cliques, this is also the total cost for updating buckets of vertices. Lastly, removing the minimum bucket can be done in $O(\log n)$ amortized expected work and $O(\log n)$ span w.h.p., which costs a total of $O(\rho_k(G) \log n)$ amortized expected work, and $O(\rho_k(G) \log n)$ span w.h.p.

Next, to bound the cost of finding all k -cliques incident to a peeled vertex v , we rely on the Nash-Williams theorem, which provides a bound on the size of induced subgraphs in an arboricity α graph. Notably, the first call to REC-COUNT-CLIQUE-S-V performs intersect operations that essentially compute the induced subgraph on the neighbors of each peeled vertex v ; this is because during this first call, we intersect the directed neighbors of each vertex in $N_G(v)$ (that has not been previously peeled) with $N_G(v)$ itself, producing a pruned version of the induced subgraph of $N_G(v)$ on G . We have that for each $v \in V$, the induced subgraph on its neighbors has size $|G[N(v)]| \leq \alpha(|N(v)|-1) = \alpha(d(v)-1)$. Assuming for now that we can construct the induced subgraph on all vertex neighborhoods in work linear in their size, summed over all vertices, the overall cost is just

$$(B.1) \quad \sum_{v \in V} |G[N(v)]| \leq \alpha \sum_{v \in V} d(v) - 1 = O(m\alpha)$$

How do we build these subgraphs in the required work and span? Our approach is to do so using an argument similar to the elegant proof technique proposed in Chiba-Nishizeki’s original k -clique listing algorithm. Because the first call to REC-COUNT-CLIQUE-S-V takes each vertex $u \in N_G(v)$ and intersects the directed neighbors $N_{DG}(u)$ with $N_G(v)$, we use $O(\min(d(u), d(v)))$ work to build the induced subgraph on v ’s neighborhood. Observe that each edge in the graph is processed by an intersection in this way exactly once in each direction, once when each endpoint is peeled. By Lemma 2 of [11], we know that $\sum_{e=(u,v) \in E} \min(d(u), d(v)) = O(m\alpha)$ and therefore the overall work of performing all intersections is bounded by $O(m\alpha)$, and the per-vertex induced subgraphs can therefore also be built in the same bound. The span for this step is just $O(\log n)$ w.h.p. using parallel hash tables [22].

Lastly, we account for the remaining cost of performing k -clique counting within each round. We now recursively call REC-COUNT-CLIQUE-S-V $k-1$ times in total, as ℓ ranges from 1 to $k-1$, but the final recursive call returns the size of I immediately, and we have already discussed the work of the first call to REC-COUNTS-V. Considering the remaining $k-3$ recursive steps with non-trivial work, we have $O(m'\alpha^{k-3})$ work and $O(k \log n)$ span where m' is the size of the vertex’s induced neighborhood. Considering the work first, summed over all vertices induced neighborhoods, the total work is:

$$\sum_{v \in V} O(|G[N(v)]|\alpha^{k-3}) = O(m\alpha^{k-2})$$

which follows from Equation B.1. The span follows, since adding in the span of the first recursive call, we have $O(k \log n)$ span to update k -clique counts per peeled vertex, and there are $\rho_k(G)$ rounds by definition. \square

B.4 Parallel Complexity of Vertex Peeling Note that the k -clique vertex peeling algorithm exactly computes for all

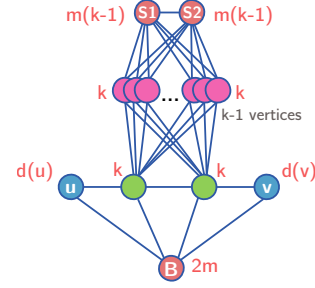


Figure 5: Gadget used for the reduction for computing 3-clique c -cores. The red values show the initial number of incident cliques per vertex before peeling.

c the k -clique c -cores of the graph, which is defined as the maximal subgraph such that every vertex is contained within at least c k -cliques. We present here the proof that computing k -clique c -cores is P-complete for $c > 2$. We first observe that since the number of k -cliques incident to each vertex can be efficiently computed in NC by both known results, and Theorem 3.2, the problem of computing k -clique 1-cores is in NC for constant k (indeed it is in NC for any k such that $m\alpha^{k-2} \in \text{poly}(n)$).

k -clique c -cores when $c > 2$. Next, we study the parallel complexity of computing k -clique c -cores for $c > 2$. We will show that there is an NC reduction from the problem of whether the c -core is non-empty, to the problem of deciding whether the k -clique c -core is non-empty. We first discuss the reduction at a high level. The input is a graph, some c , and the problem is to decide whether the c -core is non-empty. The idea is to map the original peeling process to compute the c -core to a peeling process to compute the k -clique c -core.

The reduction works as follows. We break up each edge in the graph into three vertices connected in a path, and create gadgets to increase each of these new ‘edge vertices’ k -degrees to c . The gadgets are constructed so that if a vertex on either endpoint of the path (an original vertex) has its k -degree go below c and is not in the k -clique c -core, then the path corresponding to this edge will unravel, and the other original vertex will have its s -degree decremented by one, exactly as in the $(1, 2)$ peeling process. Formally, the gadgets constructs $c-1$ k -cliques between the two middle vertices in the path, and a set of gadget vertices for this edge. It also constructs one k -clique between each original edge endpoint, its neighboring ‘edge vertex’, and a specially designated set of base vertices. The last part of the construction ensures that the gadget vertices have large enough k -clique degree by creating $c-1$ k -cliques between them and a set of special vertices, S_i ’s. Figure 5 shows an illustration of the reduction for $k=3$, and marks the initial k -clique degrees of each vertex in red.

To argue that this reduction is correct, it suffices to show that the k -clique c -core is non-empty if and only if the c -core of the original graph is non-empty. We only argue the reverse direction, since the proof for the forward

direction is almost identical. Suppose the input graph has a non-empty c -core, C . Then, observe that all of the original vertices corresponding to C in the reduction graph, G' , have degree at least c . Furthermore, all of the ‘edge vertices’ corresponding to edges in the c -core initially have k -clique degree exactly c , the gadget vertices corresponding to these edges have k -clique degree exactly c . It remains to argue that the special vertices, and the base vertices have sufficient k -clique degree. Observe that the special vertices connected to all gadget vertices for the edges form k -cliques with all gadget vertices, and thus have k -clique degree $(c - 1)|E(G[C])|$ where $E(G[C])$ is the set of edges in the induced subgraph on C . Since a c core on C vertices must have at least $c|C|$ edges, $(c - 1)|E(G[C])| \geq (c - 1)c|C| > c$. Similarly for the base vertices, they form a single k -clique for each edge in the c -core, and so the base vertices have k -clique degree at least $c|C|$. Thus, the subgraph corresponding to the original vertices, edge-vertices, and gadget-vertices for these edges, and the special and base vertices all have sufficient k -clique degree to form a non-empty k -clique c -core.

By the discussion above, we have shown that computing k -clique c -cores is P-complete for $c > 2$, a strengthening of the original P-completeness result of Anderson and Mayr.

k -clique c -cores when $c = 2$. An interesting question is to understand the parallel complexity of computing k -clique 2-cores for any constant k . For $k = 2$, Anderson and Mayr observed that this problem is in NC. Their algorithm applies list-contraction to the graph to remove all paths in parallel. Concretely, the algorithm flips coins on all degree two vertices. Vertices with degree higher than two do not flip, but can be contracted into. If a vertex flips heads, and its two neighbors flip tails (or can be contracted into), the vertex splices itself out of the graph. If the vertex has degree one, it simply decreases its neighbor’s degree and deletes itself since it cannot be part of the 2-core. This process terminates after $O(\log n)$ rounds w.h.p. and computes the 2-core of the graph. We leave it for future work to determine whether a similar algorithm can find the k -clique 2-cores in NC for $k > 2$.

B.5 Approximate Vertex Peeling We now present the proof for the work and span of our approximate k -clique peeling algorithm, ARB-APPROX-PEEL, from Section 4.2.

THEOREM B.5. ARB-APPROX-PEEL computes a $1/(k(1 + \epsilon))$ -approximation to the k -clique densest subgraph and runs in $O(m\alpha^{k-2})$ expected work, $O(k \log^2 n)$ span w.h.p., and $O(m + P\alpha)$ space.

Proof. The correctness and approximation guarantees of this algorithm follows from [50]. The work bound follows similarly to the proof of Theorem 4.1. Also, filtering the remaining vertices in each round can be done in $O(n)$ total work, since a constant fraction of vertices are peeled in each round. The span bound follows because there are $O(\log n)$

rounds in total, and since each round runs in $O(k \log n)$ span, again using the same argument given in Theorem 4.1. \square

C Additional Experiments and Data

This section presents additional experimental data from our evaluation.

C.1 Counting Results Figure 4 shows the k -clique counts that we obtained from our algorithms. Figure 6 shows the frequencies of the 4-clique counts per vertex, as obtained using ARB-COUNT, on the large ClueWeb and Hyperlink2014 graphs. We see that the number of vertices decreases roughly exponentially as a function of the 4-clique count.

Figure 7 shows the preprocessing overheads and k -clique counting runtimes for com-orkut using different orientations and node parallelism. We see that the Goodrich-Pszona orientation is 2.86x slower than the orientation using degree ordering, but this overhead is not significant for large k and the Goodrich-Pszona orientation produces the fastest counting times for large k . We found that the self-relative speedups of orienting the graph alone were between 6.69–19.82x across all orientations, the larger of which were found in large graphs.

In both ARB-COUNT and KCLIST, node parallelism is faster on small k , while edge parallelism is faster on large k , due to the greater work required on large k and the additional parallelism available in edge parallelism to take advantage of this work. The cutoff for when edge parallelism is generally faster than node parallelism occurs around $k = 8$. Figure 8 shows this behavior in ARB-COUNT’s k -clique counting runtimes on com-orkut, where for $k \geq 9$ edge parallelism becomes faster than node parallelism.

Figure 9 show the runtimes for our approximate counting algorithm on com-orkut and com-friendster. We see that there is an inflection point where after enough sparsification, obtaining k -clique counts for large k is faster than for small k ; this is because we cut off the recursion when there are not enough vertices to complete a k -clique. We compute our error rates as $|\text{exact} - \text{approximate}|/\text{exact}$. For $p = 0.5$ on both com-orkut and com-friendster across all k , we see between 2.42–87.56x speedups over exact counting (considering the best k -clique counting runtimes) and between 0.39–1.85% error. Our error rates degrade for higher k and lower p , but even up to $p = 0.125$, we obtain between 5.32–2189.11x speedups over exact counting and between 0.42–5.05% error.

We compare our approximate counting algorithms to approximate k -clique counting using MOTIVO [10]. We ran both the naive sampling and adaptive graphlet sampling (AGS) options in MOTIVO. However, MOTIVO is unable to run on com-friendster because it runs out of memory. Moreover, in order to achieve a 6% error rate, MOTIVO takes between 92.71–177.29x the time than our algorithm

	$k = 4$	$k = 5$	$k = 6$	$k = 7$	$k = 8$	$k = 9$	$k = 10$	$k = 11$
com-dblp	16,713,192	262,663,639	4.222×10^9	6.091×10^{10}	7.772×10^{11}	8.813×10^{12}	8.956×10^{13}	—
com-orkut	3.222×10^9	1.577×10^{10}	7.525×10^{10}	3.540×10^{11}	1.633×10^{12}	7.248×10^{12}	3.029×10^{13}	1.171×10^{14}
com-friendster	8.964×10^9	2.171×10^{10}	5.993×10^{10}	2.969×10^{11}	3.120×10^{12}	4.003×10^{13}	4.871×10^{14}	—
com-lj	5.217×10^9	2.464×10^{11}	1.099×10^{13}	4.490×10^{14}	—	—	—	—
ClueWeb	2.968×10^{14}	—	—	—	—	—	—	—
Hyperlink2014	7.500×10^{14}	—	—	—	—	—	—	—
Hyperlink2012	7.306×10^{15}	—	—	—	—	—	—	—

Table 4: Total k -clique counts for our input graphs. Note that we do not have statistics for certain graphs for large values of k , because algorithm did not terminate in under 5 hours; these entries are represented by a dash.

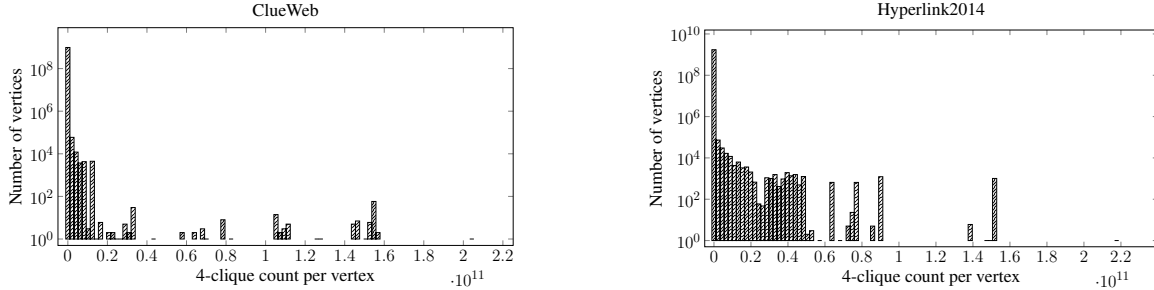


Figure 6: The frequencies of 4-clique counts per vertex, obtained using ARB-COUNT, on the large compressed graphs ClueWeb and Hyperlink2014. Note that the frequencies is plotted on a log scale.

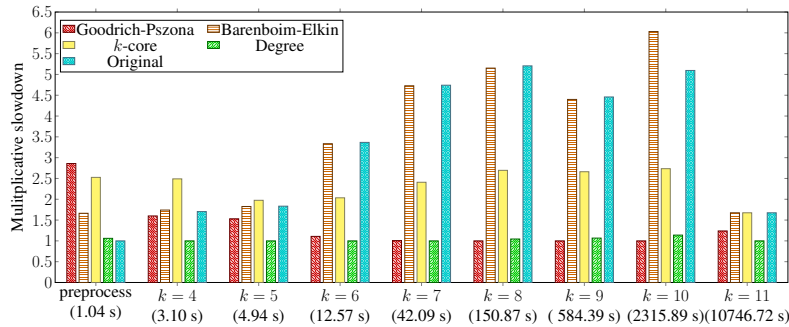


Figure 7: Parallel runtimes for k -clique counting (ARB-COUNT) on com-orkut for different orientations, using node parallelism. All times are scaled by the fastest parallel time (indicated in parentheses). The first set of bars show the preprocessing overhead of the different orientations. The remaining sets of bars show the performance including both preprocessing and counting.

takes for 4-clique and 5-clique approximate counting on com-orkut. MOTIVO takes 168.84 seconds to approximate 6-clique counts with 31.55% error, while our algorithm takes 0.49 seconds to approximate 6-clique counts with under 6% error. However, unlike our algorithm, MOTIVO can estimate non-clique subgraph counts.

C.2 Peeling Results

Figure 5 shows the peeling rounds, k -clique core sizes, and approximate maximum k -clique densities that we obtained from our algorithms.

Figure 10 shows the frequencies of the different numbers of vertices peeled in each parallel round for com-orkut, for $4 \leq k \leq 6$. A significant number of rounds contain fewer than 50 vertices peeled, and by the time we reach the tail of the histogram, there are very few parallel rounds with a large number of vertices peeled.

Figures 11 and 12 show the parallel runtimes of ARB-APPROX-PEEL and KCLIST’s approximate peeling algorithm on com-orkut and com-friendster, respectively. We found

there was not a significant difference in performance across different values of ϵ for both implementations. We present the figures in the appendix. ARB-APPROX-PEEL is up to 29.59x faster than KCLIST for large k . However, ARB-APPROX-PEEL was slower on com-friendster for small k since KCLIST uses a serial heap to recompute vertices to be peeled; this is more amenable over rounds containing fewer vertices, while our implementation incurs additional overhead to recompute peeled vertices in parallel, which is mitigated over larger k . In terms of percentage error in the maximum k -clique density obtained compared to the density obtained from k -clique peeling, we see between 48.58–77.88% error on com-orkut and 5.95–80.83% error on com-friendster.

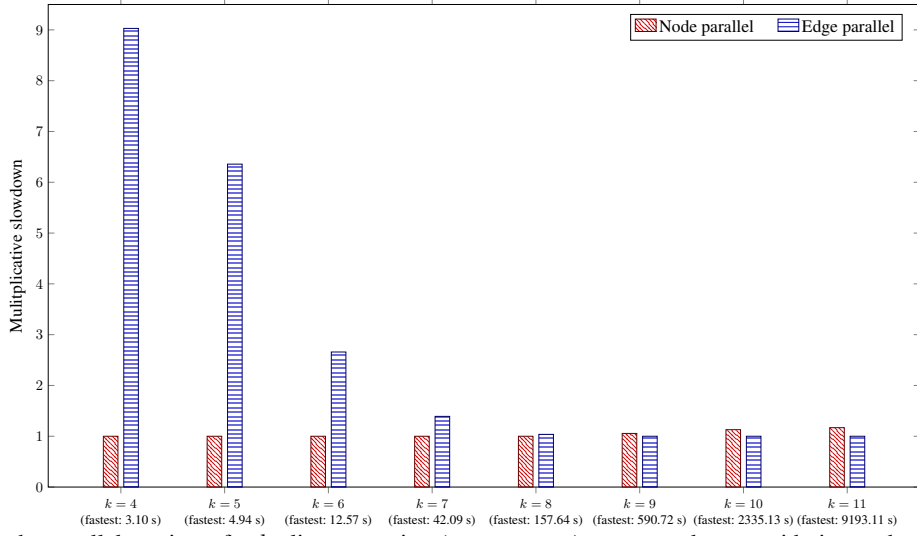


Figure 8: These are the parallel runtimes for k -clique counting (ARB-COUNT) on com-orkut, considering node parallelism and edge parallelism, and fixing the orientation given by degree ordering. Note that all times are scaled by the fastest parallel runtime, as indicated in parentheses.

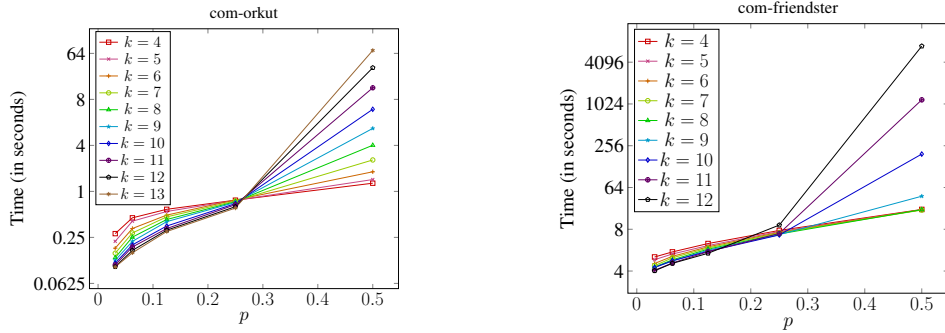


Figure 9: Parallel runtimes for approximate k -clique counting (ARB-COUNT) on com-orkut and com-friendster, varying over $p = 1/c$ where c is the number of colors used. The runtimes were obtained using the orientation given by degree ordering and node parallelism. The y -axis is in log-scale.

		$k = 3$	$k = 4$	$k = 5$	$k = 6$	$k = 7$	$k = 8$	$k = 9$
	ρ_k	5,626	11,669	17,720	22,091	23,988	23,095	21,538
	Max density (k -clique peeling)	10,100	297,096	5,598,323	75,372,336	782,071,056	6.183×10^9	4.080×10^{10}
com-dblp	ρ_k	483	441	343	240	166	127	103
	k -clique core	6,328	234,136	6,438,740	140,364,532	2.527×10^9	3.862×10^{10}	5.117×10^{11}
	Max density (k -clique peeling)	6,328	234,136	6,438,740	140,364,532	2.527×10^9	3.862×10^{10}	5.117×10^{11}
com-orkut	ρ_k	36,752	94,931	160,577	210,966	236,623	241,330	—
	k -clique core	7,117	117,182	2,115,900	29,272,988	312,629,724	2.741×10^9	—
	Max density (k -clique peeling)	18,547	340,997	4,882,477	73,696,814	883,634,847	8.332×10^9	—
com-friendster	ρ_k	57,090	140,705	249,605	339,347	—	—	—
	k -clique core	8,255	349,377	11,001,375	274,901,025	—	—	—
	Max density (k -clique peeling)	9,521	428,928	12,762,919	363,676,399	—	—	—
com-lj	ρ_k	13,899	29,514	42,994	50,159	—	—	—
	k -clique core	64,478	7,660,975	679,343,769	4.796×10^{10}	—	—	—
	Max density (k -clique peeling)	72,255	9,031,923	839,813,448	6.199×10^{10}	—	—	—

Table 5: Relevant k -clique peeling statistics for the SNAP graphs that we experimented on. Note that we do not have statistics for certain graphs for large values of k , because the corresponding k -clique peeling algorithms did not terminate in under 5 hours; these entries are represented by a dash.

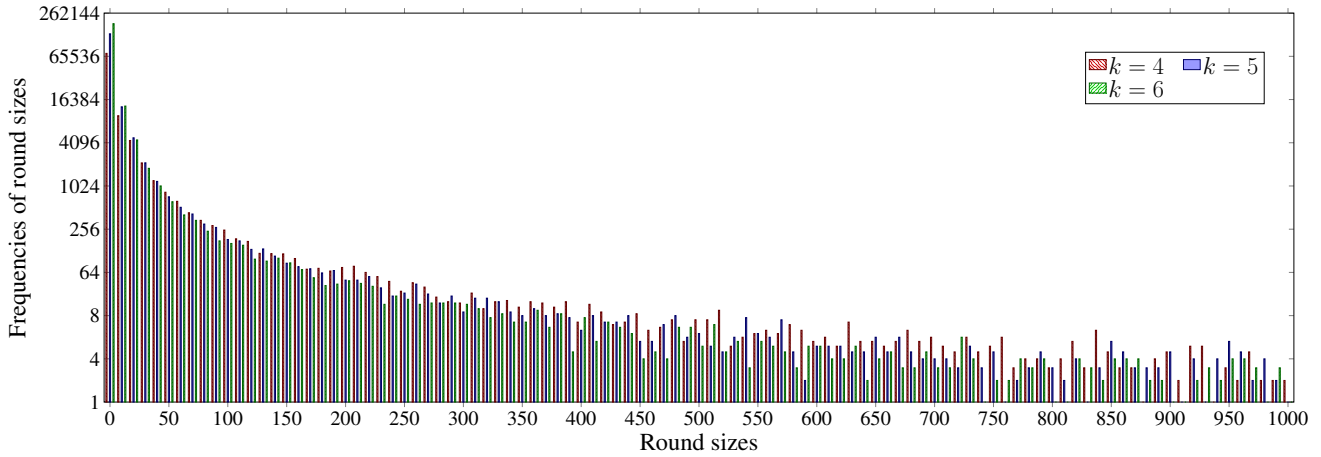


Figure 10: These are the frequencies of the number of vertices peeled in a parallel round using ARB-PEEL, for k -clique peeling on com-orkut ($4 \leq k \leq 6$). Note that rounds with more than 1000 vertices peeled have been truncated; these truncated round frequencies are very low, most often consisting of 0 rounds. Also, note that the frequencies are given in a log scale.

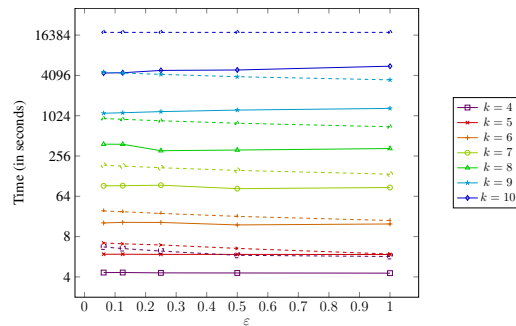


Figure 11: Parallel runtimes for approximate k -clique peeling using ARB-APPROX-PEEL (solid lines) and KCLIST (dashed lines). These runtimes were obtained on com-orkut, varying over ϵ , giving a $1/(k(1 + \epsilon))$ -approximation of the k -clique densest subgraph. These runtimes were obtained using the orientation given by degree ordering, and the runtimes are given in log-scale. Moreover, we cut off KCLIST's runtimes at 5 hours, which occurred for $k = 10$ over all ϵ .

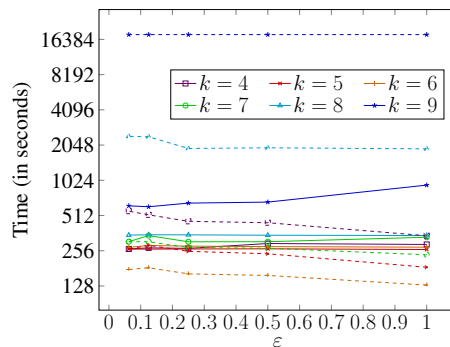


Figure 12: Parallel runtimes for approximate k -clique peeling using ARB-APPROX-PEEL (solid lines) and KCLIST (dashed lines). These runtimes were obtained on com-friendster, varying over ϵ , giving a $1/(k(1 + \epsilon))$ -approximation of the k -clique densest subgraph. These runtimes were obtained using the orientation given by degree ordering, and the runtimes are given in log-scale. Moreover, we cut off KCLIST's runtimes at 5 hours, which occurred for $k = 9$ over all ϵ .