

Conditional regression for single-index models

ALESSANDRO LANTERI^{1,4}, MAURO MAGGIONI² and STEFANO VIGOGNA^{*3}

¹DEMM, Università degli Studi di Milano, Milano, Italy. E-mail: alessandro.lanteri@unimi.it

²Department of Mathematics and Department of Applied Mathematics & Statistics, Johns Hopkins University, Baltimore, USA. E-mail: mauromaggioni@jhu.icloud.com

³MaLGa Center, DIBRIS, Università degli Studi di Genova, Genova, Italy.

E-mail: vigogna@dibris.unige.it

⁴Collegio Carlo Alberto, Torino, Italy.

The single-index model is a statistical model for intrinsic regression where responses are assumed to depend on a single yet unknown linear combination of the predictors, allowing to express the regression function as $\mathbb{E}[Y|X] = f(\langle v, X \rangle)$ for some unknown *index* vector v and *link* function f . Conditional methods provide a simple and effective approach to estimate v by averaging moments of X conditioned on Y , but depend on parameters whose optimal choice is unknown and do not provide generalization bounds on f . In this paper we propose a new conditional method converging at \sqrt{n} rate under an explicit parameter characterization. Moreover, we prove that polynomial partitioning estimates achieve the 1-dimensional min-max rate for regression of Hölder functions when combined to any \sqrt{n} -convergent index estimator. Overall this yields an estimator for dimension reduction and regression of single-index models that attains statistical optimality in quasilinear time.

MSC2020 subject classifications: primary 62G05; secondary 62G08; 62H99

Keywords: Single-index model; dimension reduction; nonparametric regression; finite sample bounds

1. Introduction

Consider the standard regression problem of estimating a function $F : \mathbb{R}^d \rightarrow \mathbb{R}$ from n samples $\{(X_i, Y_i)\}_{i=1}^n$, where the X_i 's are independent realizations of a predictor variable $X \in \mathbb{R}^d$,

$$Y_i = F(X_i) + \zeta_i, \quad i = 1, \dots, n, \quad (1)$$

and the ζ_i 's are realizations, independent among themselves and of the X_i 's, of a random variable ζ modeling noise. Under rather general assumptions on ζ and the distribution ρ of X , if we only know that F is s -Hölder regular (and, say, compactly supported), it is well-known that the min-max nonparametric rate for estimating F in $L^2(\rho)$ is $n^{-s/(2s+d)}$ [25]. This is an instance of the *curse of dimensionality*: the rate slows down dramatically as the dimension d increases. Many regression models have been introduced throughout the decades to circumvent this phenomenon; see, for example, the classical reference [47]. When the covariates are intrinsically low-dimensional, concentrating on an unknown low-dimensional set, several estimators have been proved to converge at rates that are optimal with respect to the intrinsic dimension [3, 36, 37, 43, 44]. In other models, the domain may be high-dimensional, but the function itself is assumed to depend only on a small number of features. A classical case is the so-called *single-index model*, where F has the structure

$$F(x) = f(\langle v, x \rangle) \quad (2)$$

for some *index vector* $v \in \mathbb{R}^d$ (that we may assume unitary without loss of generality) and *link function* $f : \mathbb{R} \rightarrow \mathbb{R}$. In this context one may consider different estimation problems, depending on whether f is known (e.g. in logistic regression) or both f and v are unknown. We are interested in the latter case.

Clearly, if v was known we could learn f by solving a 1-dimensional regression problem, which may be done efficiently for large classes of functions f . So the question is: what is the price to pay for not knowing v ?

It was conjectured in [47] that the min-max rate for regression of single-index models is $n^{-s/(2s+1)}$, that is, the min-max rate for univariate functions: no statistical cost would have to be paid. This rate was proved for pointwise convergence with kernel estimators in [28, Theorem 3.3] and [29, Section 2.5], observing that the index can be learned at the parametric rate $n^{-1/2}$. Based on these results or on similar heuristics, a wide part of literature focused on index estimation, setting aside the regression problem. From this perspective, the main point is that the estimation of the index v can be carried out at parametric rate in spite of the unknown nonparametric nonlinearity f . A proof of Stone’s conjecture (for convergence in $L^2(\rho)$) can be found in [25, Corollary 22.1].

Granted that the estimation of the index does not entail additional *statistical* costs (in terms of regression rates), a different but no less important problem is determining the *computational* cost to implement a statistically optimal estimator for the single-index model. The rate in [25, Corollary 22.1] is obtained by a least squares joint minimization over v and f , but no executable algorithm is provided. In [23] it was proposed to aggregate local polynomial estimators on a lattice of the unit sphere, yielding an adaptive, universal min-max estimator, although at the expense of a possibly exponential number of operations $\Omega(n^{(d-1)/2})$. While a heuristic faster algorithm is therein also proposed, its statistical effectiveness was not proved.

Several other methods for the estimation of v or f were developed over the years. A first category includes semiparametric methods based on maximum likelihood estimation [32, 27, 17, 18, 19, 8, 9]. M-estimators produce \sqrt{n} -consistent index estimates under general assumptions, but their implementation is cumbersome and computationally demanding, in that depends on sensitive bandwidth selections for kernel smoothing and relies on high-dimensional joint optimization. An attempt at avoiding the data sparsity problem was made by [13], which proposed a fixed-point iterative scheme only involving 1-dimensional nonparametric smoothers. Direct methods such as the average derivative estimation (ADE [46, 28]) estimate the index vector exploiting its proportionality with the derivative of the regression function. Early implementations of this idea suffer from the curse of dimensionality due to kernel estimation of the gradient, while later iterative modifications [31] provide \sqrt{n} -consistency under mild assumptions, yet not eliminating the computational overhead. More recently, Isotron [34, 33] and SILO [24] achieved linear complexity, but the proven regression rate, even if independent of d , is not min-max (albeit SILO focuses on the $n \ll d$ regime, rather than the limit $n \rightarrow \infty$ as here and most past work). In a different yet related direction, the even more recent [1] showed that convex neural networks can adapt to a large variety of statistical models, including single-index; however, they do not match the optimal learning rate (even for the single-index case), and at the same time do not have associated fast algorithms.

Meanwhile, a line of research addressed *sufficient dimension reduction* [39] in the more general *multi-index model* (or a slight extension thereof), where F depends on multiple $k < d$ index directions spanning an unknown index subspace. Along this thread we can find nonparametric methods extending ADE to multiple indices, such as structural adaptation ([30, 14]), the outer product of gradients (OPG [52]) and the minimum average variance estimation (MAVE [52, 51]). Alternatively, *conditional methods* derive their estimates from statistics of the conditional distribution of the explanatory variable X given the response variable Y . Prominent examples are sliced inverse regression (SIR [21, 42]), sliced average variance estimation (SAVE [10]), simple contour regression (SCR [41]) and its generalizations (e.g. GCR [41], DR [40]). Conditional methods are appealing for several reasons. Compared to nonparametric methods, their implementation is straightforward, consisting of noniterative computation of “sliced” empirical moments and having only one “slicing” parameter to tune. Moreover, they are computationally efficient and simple to analyze, enjoying \sqrt{n} -consistency and, in most cases, complexity

linear in the sample size and quadratic in the ambient dimension. On the downside, this comes in general at the cost of stronger distributional assumptions, and no theoretically optimal choice of the slicing parameter is known [12, p. 75]. Moreover, while conditional methods offer a provable, efficient solution for sufficient dimension reduction, they do not address the problem of estimating the link function on the estimated index space. We summarize the key properties for these and other aforementioned techniques in Table 1 below.

Table 1. Proven rate (up to log factors) and computational cost of several methods for index estimation and/or regression in single-index models, together with salient assumptions on the model.

		Performance				Assumptions		
		Proven rate		Computational cost		X	f	ζ
		\hat{v}	\hat{f}	\hat{v}	\hat{f}			
SIR	[42]	$n^{-1/2}$	—	$d^2 n \log n$	—	linear $\mathbb{E}[X v^T X]$	N/A	N/A
SAVE	[10]	$n^{-1/2}$	—	$d^2 n \log n$	—	linear $\mathbb{E}[X v^T X]$, const $\text{Cov}[X v^T X]$	N/A	N/A
SCR	[41]	$n^{-1/2}$	—	$d^2 n^2 \log n$	—	linear $\mathbb{E}[X v^T X]$, const $\text{Cov}[X v^T X]$	stochastically monotone	decreasing density of $\zeta - \tilde{\zeta}$
DR	[40]	$n^{-1/2}$	—	$d^2 n \log n$	—	linear $\mathbb{E}[X v^T X]$, const $\text{Cov}[X v^T X]$	N/A	N/A
ADE	[31]	$n^{-1/2}$	—	$d^2 n^2 \log n$	—	\mathcal{C}^0 positive density	\mathcal{C}^2	Gaussian
rMAVE	[51]	$n^{-1/2}$	N/A	$d^2 n^2$ per iteration		$v^T X$ has \mathcal{C}^3 density, $\mathbb{E} X ^6 < \infty$	\mathcal{C}^3	$\mathbb{E} Y ^3 < \infty$
Aggregation	[23]	—	$n^{-\frac{s}{2s+1}}$	$(n \log n)^d$		compact supported lower bounded density	\mathcal{C}^s	$\sigma(X)\mathcal{N}(0, 1)$
SIIsotron	[33]	N/A	$n^{-1/6}$	$(\frac{n}{d \log n})^{1/3} d n \log n$		bounded	monotone, Lipschitz	bounded
SILO	[24]	$n^{-1/4}$	$n^{-1/8}$	dn	$n \log n$	Gaussian	monotone, Lipschitz	bounded
SVR		$n^{-1/2}$	$n^{-\frac{s}{2s+1}}$	$d^2 n \log n$	$n \log n$	linear $\mathbb{E}[X v^T X]$, $\text{Var}[w^T X v^T X] \gtrsim 1$	coarsely monotone, \mathcal{C}^s	sub-Gaussian

In this work we introduce a new estimator and a corresponding algorithm, called Smallest Vector Regression (SVR), that are statistically optimal and computationally efficient. Our dimension reduction technique falls in the category of conditional methods. Unlike existing studies for similar approaches, we are able to provide a characterization for the parameter selection, and bound both the index estimation and the regression errors. Since regression is performed using standard piecewise polynomial estimates on the projected samples after and independently of the index estimation step, our regression

bounds hold conditioned to any index estimation method of sufficient accuracy. Our analysis yields convergence by proving finite-sample bounds in high probability. The resulting statements are stronger compared to the ones in the available literature on conditional methods, where typically only asymptotic convergence, at most, is established. As a side note, SVR has been empirically tested with success also in the multi-index model, but our analysis, and therefore our exposition, will be restricted to the single-index case. In summary, the contributions of this work are:

1. We introduce a new conditional regression method that combines accuracy, robustness and low computational cost. This method is multiscale and sheds light on parameter choices that are important in theory and practice, and are mostly left unaddressed in other techniques.
2. We prove strong, finite-sample convergence bounds, both in probability and in expectation, for the index estimate of our conditional method.
3. We prove that polynomial partitioning estimates are Hölder continuous with high probability with respect to the index estimation error. This allows to bridge the gap between a good estimator of the index subspace and the performance of regression on the estimated subspace.
4. We prove that all \sqrt{n} -consistent index estimation methods lead to the min-max 1-dimensional rate of convergence when combined with polynomial partitioning estimates.
5. Using the above, we provide an algorithm for the estimation of the single-index model with theoretical guarantees of optimal convergence in quasilinear time.

The paper is organized as follows. In Section 2 we review several conditional regression methods, and introduce our new estimator; in Section 3 we analyze the converge of our method and establish min-max rates for regression conditioned on any sufficiently accurate index estimate; in Section 4 we conduct several numerical experiments, both validating the theory and exploring numerically aspects of various techniques that are not covered by theoretical results; in the Appendix we collect additional proofs and technical results.

Notation

symbol	definition	symbol	definition
C, c	positive absolute constants	$\ A\ $	spectral norm of matrix A
$a \lesssim b$	$a \leq Cb$ for some C	$\lambda_i(A)$	i -th largest eigenvalue of matrix A
$a \asymp b$	$a \lesssim b$ and $b \lesssim a$	$ I $	Lebesgue measure of interval I
$\langle u, v \rangle$	inner product of vectors u and v	$\#S$	number of samples in set S
$\ u\ $	Euclidean norm of vector u	$\mathbb{1}\{E\}$	indicator function of event E
$B(x, r)$	Euclidean ball of center x and radius r	$X \mid Y$	r.v. X conditioned on r.v. Y

2. Conditional regression methods

We consider the regression problem as in (1), within the single-index model, with the definition and notation as in (2). When f is at least Lipschitz, (2) implies $\nabla F(x) \in \text{span}\{v\}$ for a.e. x ; this is the reason why we may refer to v as the gradient direction. Given n independent copies (X_i, Y_i) , $i = 1, \dots, n$, of the random pair (X, Y) , we will construct estimators \hat{v} and \hat{f} , and derive separate and compound non-asymptotic error bounds in probability and expectation. Our method is conditional in two ways: 1) the estimator \hat{v} is a statistic of the conditional distributions of the X_i 's given the Y_i 's

(restricted in suitable intervals); 2) the estimator \hat{f} is conditioned on the estimate \hat{v} . Several conditional methods for step 1) have been previously introduced, see e.g. [42, 10, 41, 40]. Our error bounds for step 2) are independent of the particular method used in 1), only requiring a minimal non-asymptotic convergence rate. For these reasons, one may as well consider other existing or new methods for 1), even non conditional, and check for each one the convergence rate needed to pair it with 2).

The common idea of all conditional methods is to compute statistics of the predictor X conditioned on the response Y . Conditioning on Y , one introduces anisotropy in the distribution of X , forcing it to reveal the index structure through its moments, be they means (SIR) or variances (SAVE, SCR, DR).

Before introducing SVR, we will review the two methods that have strongest connections with ours, namely SIR and SAVE. For consistency with SVR, we will present SIR and SAVE through a particular multiscale implementation. This will allow to progressively define the objects SVR is built upon, facilitating the comparison.

Note. All the algorithms we consider include a preprocessing step where data are standardized to have 0 mean and isotropic covariance. Thus, when illustrating each method, we will assume such standardization.

2.1. Sliced Inverse Regression

Sliced Inverse Regression [42] (SIR) estimates the index vector by a principal component analysis of a sliced empirical approximation of the inverse regression curve $\mathbb{E}[X|Y]$. Samples on this curve are obtained by slicing the range of the function and computing sample means of the corresponding approximate level sets. In our version of SIR, we take dyadic partitions $\{S_{l,h}\}_{h=1}^{2^l}$, $l \in \mathbb{Z}$, of a subinterval of the range of Y , where each $S_{l,h}$ is an interval of length $\asymp 2^{-l}$. After calculating the sample mean for each slice,

$$\hat{\mu}_{l,h} = \frac{1}{\#S_{l,h}} \sum_i X_i \mathbb{1}\{Y_i \in S_{l,h}\}, \quad h = 1, \dots, 2^l,$$

SIR outputs \hat{v}_l as the eigenvector of largest eigenvalue of the weighted covariance matrix

$$\hat{M}_l = \sum_h \hat{\mu}_{l,h} \hat{\mu}_{l,h}^T \frac{\#S_{l,h}}{n}.$$

Note that the population limits of $\hat{\mu}_{l,h}$ and \hat{M}_l are, respectively,

$$\mu_{l,h} = \mathbb{E}[X | Y \in S_{l,h}], \quad M_l = \sum_h \mu_{l,h} \mu_{l,h}^T \mathbb{P}\{Y \in S_{l,h}\}.$$

2.2. Sliced Average Variance Estimation

Sliced Average Variance Estimation [10] (SAVE) generalizes SIR to second order moments. After slicing the range of Y and computing the centers $\hat{\mu}_{l,h}$'s, it goes further and constructs the sample covariance on each slice:

$$\hat{\Sigma}_{l,h} = \frac{1}{\#S_{l,h}} \sum_i (X_i - \hat{\mu}_{l,h})(X_i - \hat{\mu}_{l,h})^T \mathbb{1}\{Y_i \in S_{l,h}\}.$$

Then, it averages the $\widehat{\Sigma}_{l,h}$'s and defines \widehat{v}_l as the eigenvector of largest eigenvalue of

$$\widehat{\Sigma}_l = \sum_h (I - \widehat{\Sigma}_{l,h})^2 \frac{\#S_{l,h}}{n}.$$

The matrices $\widehat{\Sigma}_{l,h}$ and $\widehat{\Sigma}_l$ are empirical estimates of

$$\Sigma_{l,h} = \text{Cov}[X \mid Y \in S_{l,h}], \quad \Sigma_l = \sum_h (I - \Sigma_{l,h})^2 \mathbb{P}\{Y \in S_{l,h}\}.$$

2.3. Smallest Vector Regression (SVR)

This is the new method we propose here. We perform a local principal component analysis on each approximate level set obtained by multiscale slices of Y . Because of the special structure (2), we expect each (approximate) level set to be narrow along v and spread out along the orthogonal directions. Thus, the smallest principal component should approximate v . Once we have an estimate for v , we can project down the d -dimensional samples and perform nonparametric regression of the 1-dimensional function f . The method consists of the following steps:

- 1.a) Construct a multiscale family of dyadic partitions of a subinterval S of the range of Y :

$$\{S_{l,h}\}_{h=1}^{2^l}, \quad l \in \mathbb{Z}.$$

For each l , $\{S_{l,h}\}_h$ is a partition of S with $|S_{l,h}| = |S|2^{-l}$.

- 1.b) Let \mathcal{H}_l be the set of h 's such that $\#S_{l,h} \geq 2^{-l}n$. For $h \in \mathcal{H}_l$, let $\widehat{v}_{l,h}$ be the eigenvector corresponding to the *smallest* eigenvalue of $\widehat{\Sigma}_{l,h}$.
- 1.c) Compute the eigenvector \widehat{v}_l corresponding to the *largest* eigenvalue of

$$\widehat{V}_l = \frac{1}{\sum_{h \in \mathcal{H}_l} \#S_{l,h}} \sum_{h \in \mathcal{H}_l} \widehat{v}_{l,h} \widehat{v}_{l,h}^T \#S_{l,h}.$$

- 2) Regress f using a dyadic polynomial estimator $\widehat{f}_{j|\widehat{v}_l}$ at scale $j \geq 0$ on the samples $(\langle \widehat{v}_l, X_i \rangle, Y_i)$, $i = 1, \dots, n$ (more details in Section 2.4). Return $\widehat{F}_{j|\widehat{v}_l}(x) = \widehat{f}_{j|\widehat{v}_l}(\langle \widehat{v}_l, x \rangle)$.

While SVR shares step 1.a) with SIR, it differs from SIR in step 1.b), where it takes conditional (co)variance statistics in place of conditional means, and in step 1.c), where it averages smallest-variance directions rather than means. We may regard SAVE and SVR as two different modifications of SIR to higher order statistics, which allows in general for better and more robust estimates (see Section 4.1). The fundamental difference between SVR and SAVE is that SVR computes local estimates of the index vector which then aggregates in a global estimate, while SAVE first aggregates local information and then computes a single global estimate.

2.4. Conditional partitioning estimators

In step 2) we use piecewise polynomial estimators in the spirit of [5, 4]: these techniques are based on partitioning the domain (here, in a multiscale fashion), and constructing a local polynomial on each element of the partition by solving a least squares fitting problem. A global estimator is then obtained

by summing the local polynomials over a certain partition (possibly using a partition of unity to obtain smoothness across the boundaries of the partition elements). The degree of the local polynomials needed to obtain optimal rates depends on the regularity of the function, and may be chosen adaptively if such regularity is unknown. A proper partition (or scale) is then chosen to minimize the expected mean squared error (MSE), by classical bias-variance trade-off.

In detail, given an estimated direction \hat{v} , our step 2) consists of:

2.a) Construct a multiscale family of dyadic partitions of an interval I :

$$\{I_{j,k}\}_{k \in \mathcal{K}_j}, \quad j \in \mathbb{Z}.$$

For each j , $\{I_{j,k}\}_{k \in \mathcal{K}_j}$ is a partition of I with $|I_{j,k}| = |I|2^{-j}$.

2.b) For each $I_{j,k}$, compute the best fitting polynomial

$$\hat{f}_{j,k|\hat{v}} = \arg \min_{\deg(p) \leq m} \sum_i |Y_i - p(\langle \hat{v}, X_i \rangle)|^2 \mathbb{1}\{\langle \hat{v}, X_i \rangle \in I_{j,k}\}.$$

2.c) Sum all local estimates $\hat{f}_{j,k|\hat{v}}$ over the partition $\{I_{j,k}\}_{k \in \mathcal{K}_j}$:

$$\hat{f}_{j|\hat{v}}(t) = \sum_{k \in \mathcal{K}_j} \hat{f}_{j,k|\hat{v}}(t) \mathbb{1}\{t \in I_{j,k}\}.$$

The final estimator of F at scale j and conditioned on \hat{v} is given by

$$\hat{F}_{j|\hat{v}}(x) = \hat{f}_{j|\hat{v}}(\langle \hat{v}, x \rangle).$$

In SVR, step 2) is carried out on $\hat{v} = \hat{v}_l$, yielding for each l a multiscale family of local polynomials $\hat{f}_{j,k|l}$ and global estimators $\hat{f}_{j|l}, \hat{F}_{j|l}$. However, we will prove results on the performance of 2) also when \hat{v} is the output of any estimator with $n^{-1/2}$ probabilistic convergence rate (Theorem 2).

Note that for SVR, but also for SIR and SAVE, the final estimator $\hat{F}_{j|l}$ depends on two scale parameters, l and j , which may be chosen independently. Our analysis yields optimal choices for these two scale parameters; the scale 2^{-l} at which the direction v is estimated will not be finer than the noise level, while a possibly finer partition with $j > l$ may be selected to improve the polynomial fit, allowing the estimator $\hat{F}_{j|l}$ to de-noise its predictions, provided that enough training samples are available (see Figure 1).

We report below the complete sequence of steps run by SVR. The time complexity of the algorithm is shown in Table 2. Note that 2.c) has only an evaluation cost, i.e. $\hat{f}_{j|\hat{v}}$ does not need to be constructed, but only evaluated. The intervals S and I can be chosen such that they contain all or most of the observed points. We will discuss in Section 3 possible choices for S and I .

3. Analysis of convergence

To carry out our analysis we shall make several assumptions on the distributions of X , Y and ζ :

(X) X has sub-Gaussian distribution with variance proxy R^2 .

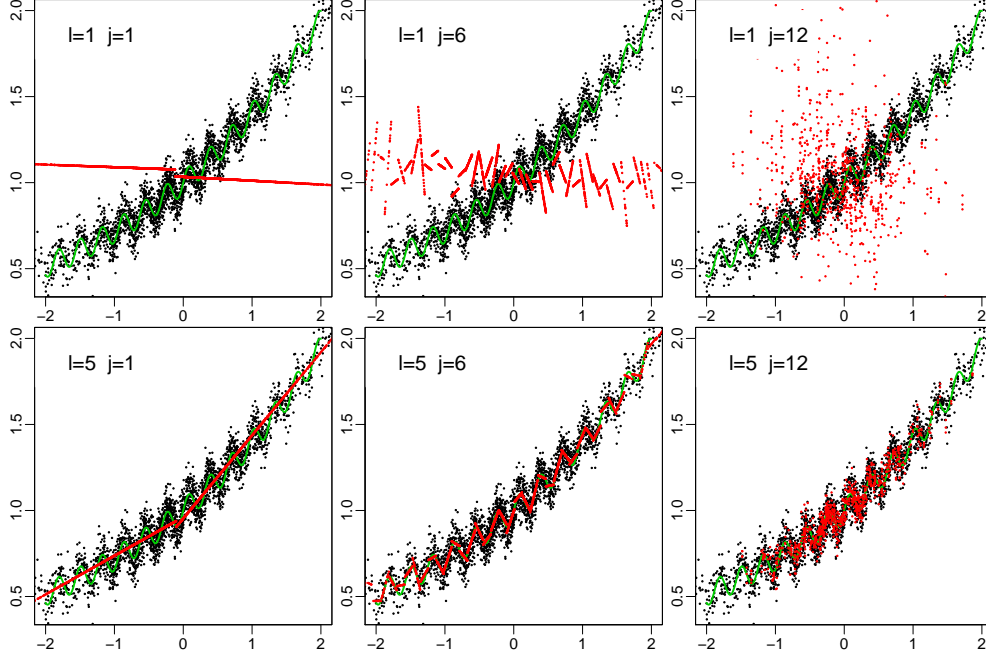


Figure 1: Local linear estimator (red) at different scales l , to regress the function f (green) from noisy samples (black). The horizontal axis is $\langle v, x \rangle$, while of course the estimator $\hat{f}_{j|l}$ is a function of $\langle \hat{v}, x \rangle$ and may appear multi-valued in $\langle v, x \rangle$. For small l (top row) the error in the estimation of the index v is large, leading to poor regression estimates regardless of the regression scale j . For larger l (bottom row) a good accuracy for the index vector v is achieved, and the estimator is able to approximate the function even below the noise level and the non-monotonicity scale (e.g. for $j = 6$); overfitting occurs for j too large (e.g. $j = 12$ in this case).

(Y) Y has sub-Gaussian distribution with variance proxy R^2 .

(Z) ζ is sub-Gaussian with variance proxy σ^2 .

(X), (Y) and (Z) are standard assumptions in regression analysis *tout court*. Note that we start from standardized data, that is, we will not be tracking the (negligible) error resulting from standardization based on data samples. The following is instead typical of single-index models:

$$(\text{LCM}) \quad \mathbb{E}[X \mid \langle v, X \rangle] = v \langle v, X \rangle$$

(LCM) is commonly referred to as the *linear conditional mean* assumption [42, Condition 3.1], because (for centralized X) it is equivalent to requiring $\mathbb{E}[X \mid \langle v, X \rangle]$ to be linear in $\langle v, X \rangle$ [39, Lemma 1.1]. Every spherical distribution, hence every elliptical distribution after standardization, satisfies (LCM) for every v [7, Corollary 5], and conversely [22]. While it does introduce some symmetry, it is less restrictive than it may seem. It has been shown to hold approximately in high dimension, where most low-dimensional projections are nearly normal [20, 26]. (LCM) is introduced to ensure that \hat{v} is an unbiased estimate of v [11, Theorem 1]. As an alternative to (LCM), one could rely on the stronger assumption

(SMD) for every $w \in \text{span}\{v\}^\perp$, $\langle w, X \rangle$ has symmetric distribution (i.e. has same distribution as $-\langle w, X \rangle$).

Algorithm: SVR

Input : samples $\{(X_i, Y_i)\}_{i=1}^n \subset \mathbb{R}^d \times \mathbb{R}$, intervals S, I , polynomial degree $m \in \mathbb{N}$.

Output: \hat{v}_l estimate of v , $\hat{f}_{j|l}$ estimate of f .

-
- standardize data to 0 mean and I_d covariance;
- 1.a)** construct $\{S_{l,h}\}_{l,h}$, dyadic decomposition of S ;
- 1.b)** compute $\hat{v}_{l,h}$, the eigenvector of $\frac{1}{\#S_{l,h}} \sum_i X_i X_i^T \mathbb{1}\{Y_i \in S_{l,h}\}$ corresponding to the smallest eigenvalue, for all $h \in \mathcal{H}_l = \{h : \#S_{l,h} \geq 2^{-l}n\}$;
- 1.c)** compute \hat{v}_l , the eigenvector of $\frac{1}{\sum_{h \in \mathcal{H}_l} \#S_{l,h}} \sum_{h \in \mathcal{H}_l} \hat{v}_{l,h} \hat{v}_{l,h}^T \#S_{l,h}$ corresponding to the largest eigenvalue;
- 2.a)** construct $\{I_{j,k}\}_{j,k}$, dyadic decomposition of I ;
- 2.b)** compute $\hat{f}_{j,k|l} = \arg \min_{\deg(p) \leq m} \sum_i |Y_i - p(\langle \hat{v}_l, X_i \rangle)|^2 \mathbb{1}\{\langle \hat{v}_l, X_i \rangle \in I_{j,k}\}$;
- 2.c)** define $\hat{f}_{j|l}(t) = \sum_k \hat{f}_{j,k|l}(t) \mathbb{1}\{t \in I_{j,k}\}$.
-

Table 2. Computational cost breakdown for SVR.

	task	computational cost
	standardization	$O(d^2 n)$
1.a)	dyadic decomposition of the range	$O(n \log n)$
1.b)	PCA on level sets	$O(d^2 n \log n)$
1.c)	PCA of local directions	$O(d^2 n \log n)$
2.a)	dyadic decomposition of the domain	$O(n \log n)$
2.b)	m -order polynomial regression	$O(m^2 n \log n)$
	total	$O((d^2 + m^2)n \log n)$

The restriction (SMD) to symmetrical marginal distributions is purely technical, and we impose it only in order to apply standard Bernstein inequalities for bounded variables [48, Lemma 2.2.9]. Since X and Y are in general unbounded, we will condition the statistics of interest in suitable balls of constant radius (see Section 3.1). Such conditioning would in general break (LCM), but not (SMD). Using Bernstein concentration for bounded variables will allow us to detangle and better analyze the role of the scale parameter l in our bounds. On the other hand, similar though less explicit bounds could be obtained using directly Bernstein inequalities for sub-exponential variables [48, Lemma 2.2.11], avoiding the conditioning and hence relaxing (SMD) for the weaker (LCM). While in our bounds the scale parameter is encoded in an explicit variance term, in bounds resulting from sub-exponential Bernstein such a term would be replaced by a conditional sub-Gaussian norm, which is less interpretable and much more difficult to characterize. All boiling down to a technical distinction, we will not stress (SMD) versus (LCM) any further. In addition to (LCM) or (SMD), second order methods usually require the so-called *constant conditional variance* assumption [10, p. 2117]:

(CCV) $\text{Cov}[X \mid \langle v, X \rangle]$ is nonrandom.

Assuming (X) and (LCM), (CCV) is equivalent to $\text{Cov}[X \mid \langle v, X \rangle] = I_d - vv^T$ almost surely [39, Corollary 5.1]. (CCV) is true for the normal distribution [39, Proposition 5.1], and again approximately true in high dimension [20, 26]. Some care is required when assuming both (LCM) and (CCV):

imposing (LCM) for every v is equivalent to assuming spherical symmetry [22], and the only spherical distribution satisfying (CCV) is the normal distribution [35, Theorem 7]. For this reason we will introduce a relaxation of (CCV) in the next subsection.

We present separately bounds on the estimation of v in the next subsection, and on the regression of f in subsection 3.2. Our main result, Theorem 2, will give in particular a near-optimal high probability bound on the SVR estimator for F , in the form

$$\left(\mathbb{E}_X[|\hat{F}(X) - F(X)|^2]\right)^{1/2} \leq K(d\sqrt{\log d} + d^s)(\log n)^{s/2} \left(\frac{\log n}{n}\right)^{\frac{s}{2s+1}}$$

for $F \in \mathcal{C}^s$, $s \in [1/2, 2]$, K a constant independent of n and d .

3.1. Index estimation bounds

Suppose (X), (Y) and (SMD) hold true. In the following, we will condition the statistics $\mu_{l,h}$ and $\Sigma_{l,h}$ on

$$\|X\| \leq C_X \sqrt{d}R \quad |Y| \leq C_Y R \quad (3)$$

for some constants C_X, C_Y . Since our samples (X_i, Y_i) 's are not drawn from this conditional distribution, we implement SVR discarding samples which do not verify (3). In doing so, we only reject an arbitrarily small constant fraction of X_i 's and Y_i 's (as C_X, C_Y increase) with probability higher than $1 - 4e^{-cn}$, thanks to assumptions (X) and (Y) and Lemma B.3, while not invalidating assumption (SMD). Moreover, the accepted samples are still independent conditioned on verifying (3). The number of these samples is random, but larger than n/C for some $C > 1$ with probability higher than $p = 1 - 4e^{-cn}$. In the process of computing the bounds, the constant C will be absorbed by other constants; since the probability p is higher than all the other probabilities we will be computing, it will be absorbed by them. As we mentioned in Section 3, similar but less interpretable bounds for SVR can be proved for unbounded distributions and thus without discarding points. In accordance with (3), we pick the interval S in SVR as $S = [-C_Y R, C_Y R]$. Furthermore, we will be assuming lower bounded conditional variance on the distribution conditioned on (3):

(LCV) There is $\alpha \geq 1$ such that $\text{Var}[\langle w, X \rangle \mid \langle v, X \rangle, (3)] \geq R^2/\alpha$ almost surely for all $w \in \text{span}\{v\}^\perp \cap \mathbb{S}^{d-1}$.

This assumption is a relaxation of the standard (CCV) we mentioned in Section 3. Besides the distributional assumptions discussed so far, we introduce the following functional property:

(Ω) There are $\omega \geq 0$ and $\ell > 0$ such that, for every subinterval $T \subset S$ with $|T| \geq \omega$, $|\min f^{-1}(T), \max f^{-1}(T)| \leq |T|/\ell$.

Assumption (Ω) may be regarded as a large scale sub-Lipschitz property. Note that, if f is bi-Lipschitz, then (Ω) is satisfied with $\omega = 0$. However, (Ω) for $\omega > 0$ does not imply that f is monotone; it relaxes monotonicity to monotonicity “at scales larger than ω ”.

We may now state the main result for the SVR estimator of v :

Theorem 1 (SVR). *Suppose (X), (Y), (Z), (Ω), (SMD) and (LCV) hold true. Let l be such that $2^{-l} \lesssim \ell/\sqrt{\alpha}$ and $|S_{l,h}| \gtrsim \max\{\sigma, \omega\}$, $h = 1, \dots, 2^l$. Then, for n large enough so that $\frac{n}{\sqrt{\log n}} \gtrsim (t + l + \log d)2^{2l}$, we have*

$$(a) \quad \|\hat{v}_l - v\| \lesssim \alpha \ell^{-1} \sqrt{t + l + \log d} 2^{-l/2} \sqrt{\frac{d}{n/\sqrt{\log n}}} \text{ with probability higher than } 1 - e^{-t}.$$

Moreover, if $\frac{n}{\log n \sqrt{\log n}} \gtrsim \alpha^2 \ell^{-2} d 2^l$, then

$$(b) \quad \mathbb{E}[\|\hat{v}_l - v\|^2] \lesssim \alpha^2 \ell^{-2} (l + \log d) 2^{-l} \frac{d}{n/\sqrt{\log n}}.$$

If, furthermore, $|\zeta| \leq \sigma$ a.s., then (a) and (b) hold with $n/\sqrt{\log n}$ replaced by n .

Theorem 1 not only proves convergence for SVR, but also shows that finer scales give more accurate estimates, provided the number of local samples $\#S_{l,h}$ is not too small and we stay above the critical scales σ and ω , representing the noise and the non-monotonicity levels, respectively. Without assumption (LCM), both SIR and SVR provide biased estimates of the index vector; it is not known if such bias is removable. Nevertheless, Theorem 1 suggests that the estimation error of SVR could be driven to 0 by increasing l , only limited by the constraint of keeping the scale l larger than $\max\{\sigma, \omega\}$. On the other hand, for distributions not satisfying the assumptions above, the inverse regression curve can deviate considerably from the direction v , regardless of the size of the noise (see Figure 3). In SVR, assuming for a moment monotonicity ($\omega = 0$) and zero noise ($\sigma = 0$), choosing the scale parameter l according to the lower bound on n yields a $O(n^{-2})$ convergence rate for the MSE, disregarding logarithmic factors.

To prove Theorem 1, we first establish bounds on the local statistics involved in the computation of the estimator of v :

Proposition 1. Suppose (Z) and (Ω) hold true. Let $T \subset S$ be a bounded interval with $|T| \geq \omega$. Then:

(a) For every $\tau \geq 1$,

$$\mathbb{P}\{|\langle v, X_i \rangle - \mathbb{E}[\langle v, X \rangle | Y \in T]| \gtrsim \ell^{-1}(|S| + \sqrt{\tau \log n} \sigma) | Y_i \in T\} \leq 2n^{-\tau}.$$

If $|\zeta| \leq \sigma$ a.s., then

$$\mathbb{P}\{|\langle v, X_i \rangle - \mathbb{E}[\langle v, X \rangle | Y \in T]| \lesssim \ell^{-1}(|S| + \sigma) | Y_i \in T\} = 1.$$

(b) $\text{Var}[\langle v, X \rangle | Y \in T] \lesssim \ell^{-2}(|T|^2 + \sigma^2).$

Proof. Let $Z_t = (-\sqrt{2(t+1)}\sigma, -\sqrt{2t}\sigma) \cup [\sqrt{2t}\sigma, \sqrt{2(t+1)}\sigma]$ for $t \in \mathbb{N}$. To prove (a) we first note that, thanks to (Z), we have $\zeta_i \in \bigcup_{t \leq \tau \log n} Z_t$ for every i with probability higher than $1 - 2n^{-\tau}$. Conditioned on this event and $Y_i \in T$, $\langle v, X_i \rangle \in f^{-1}(T + \bigcup_{t \leq \tau \log n} Z_t)$. On the other hand, $\mathbb{E}[\langle v, X \rangle | Y \in T, \zeta \in Z_t] \in [\min f^{-1}(T + Z_t), \max f^{-1}(T + Z_t)]$. It follows from assumption (Ω) that

$$|\langle v, X_i \rangle - \mathbb{E}[\langle v, X \rangle | Y \in T, \zeta \in Z_t]| \lesssim \ell^{-1}(|T| + \sqrt{\max\{t, \tau \log n\}} \sigma).$$

Thus, by the law of total expectation,

$$\begin{aligned} |\langle v, X_i \rangle - \mathbb{E}[\langle v, X \rangle | Y \in T]| &\leq \sum_{t=0}^{\infty} |\langle v, X_i \rangle - \mathbb{E}[\langle v, X \rangle | Y \in T, \zeta \in Z_t]| \mathbb{P}\{\zeta \in Z_t\} \\ &\lesssim \ell^{-1} \left(|T| + \sqrt{\tau \log n} \sigma + \sigma \sum_{t > \tau} \sqrt{te^{-t}} \right) \\ &\lesssim \ell^{-1}(|T| + \sqrt{\tau \log n} \sigma). \end{aligned}$$

The case where $|\zeta| \leq \sigma$ almost surely is similar and simpler. For (b), we write

$$\begin{aligned} \text{Var}[\langle v, X \rangle \mid Y \in T] &= \mathbb{E}[(\langle v, X \rangle - \mathbb{E}[\langle v, X \rangle \mid Y \in T])^2 \mid Y \in T] \\ &= \sum_{t=0}^{\infty} \mathbb{E}[(\langle v, X \rangle - \mathbb{E}[\langle v, X \rangle \mid Y \in T])^2 \mid Y \in T, \zeta \in Z_t] \mathbb{P}\{\zeta \in Z_t\}. \end{aligned}$$

Conditioned on $\zeta \in Z_t$, assumption (Ω) gives

$$\begin{aligned} |\langle v, X \rangle - \mathbb{E}[\langle v, X \rangle \mid Y \in T]| &\leq \sum_{s=0}^{\infty} |\langle v, X \rangle - \mathbb{E}[\langle v, X \rangle \mid Y \in T, \zeta \in Z_s]| \mathbb{P}\{\zeta \in Z_s\} \\ &\lesssim \ell^{-1} \left(|T| + \sqrt{t}\sigma + \sigma \sum_{s=0}^{\infty} \sqrt{s}e^{-s} \right) \\ &\lesssim \ell^{-1} (|T| + \sqrt{t}\sigma), \end{aligned}$$

whence

$$\text{Var}[\langle v, X \rangle \mid Y \in T] \lesssim \ell^{-2} \left(|T|^2 + \sigma^2 \sum_{t=0}^{\infty} t e^{-t} \right) \lesssim \ell^{-2} (|T|^2 + \sigma^2). \quad \square$$

Proposition 2. Suppose (X), (Y), (Z), (Ω), (LCM) and (LCV) hold true. Then, for every l such that $2^{-l} \lesssim \ell/\sqrt{\alpha}$ and $|S_{l,h}| \geq \max\{\sigma, \omega\}$, $h = 1, \dots, 2^l$, v is the eigenvector of smallest eigenvalue of $\Sigma_{l,h}$, and

$$\lambda_{d-1}(\Sigma_{l,h}) - \lambda_d(\Sigma_{l,h}) \gtrsim R^2/\alpha$$

with probability higher than $1 - 2e^{-cn}$.

Proof. We first lower bound $\lambda_{d-1}(\Sigma_{l,h})$. We have

$$\text{Cov}[X \mid Y \in S_{l,h}] = \mathbb{E}[X X^T \mid Y \in S_{l,h}] - \mathbb{E}[X \mid Y \in S_{l,h}] \mathbb{E}[X^T \mid Y \in S_{l,h}].$$

Since X is independent of ζ , (2) implies that X is independent of Y given $\langle v, X \rangle$, hence

$$\begin{aligned} \mathbb{E}[X X^T \mid Y \in S_{l,h}] &= \mathbb{E}[\mathbb{E}[X X^T \mid \langle v, X \rangle, Y \in S_{l,h}] \mid Y \in S_{l,h}] \\ &= \mathbb{E}[\mathbb{E}[X X^T \mid \langle v, X \rangle] \mid Y \in S_{l,h}]. \end{aligned}$$

For the same reason, and using assumption (LCM), we have

$$\begin{aligned} \mathbb{E}[X \mid Y \in S_{l,h}] &= \mathbb{E}[\mathbb{E}[X \mid \langle v, X \rangle, Y \in S_{l,h}] \mid Y \in S_{l,h}] \\ &= \mathbb{E}[\mathbb{E}[X \mid \langle v, X \rangle] \mid Y \in S_{l,h}] \\ &= \mathbb{E}[v \langle v, X \rangle \mid Y \in S_{l,h}]. \end{aligned}$$

Now, let w be a unitary vector orthogonal to v . Then

$$w^T \mathbb{E}[X \mid Y \in S_{l,h}] = \mathbb{E}[\langle w, v \rangle \langle v, X \rangle \mid Y \in S_{l,h}] = 0,$$

while assumption (LCV) gives

$$w^T \mathbb{E}[X X^T \mid Y \in S_{l,h}] w = \mathbb{E}[\text{Var}[\langle w, X \rangle \mid \langle v, X \rangle] \mid Y \in S_{l,h}] \geq R^2 / \alpha.$$

Moreover, (LCM) implies by [11, Theorem 1.a] that v is an eigenvector of $\Sigma_{l,h}$. Therefore,

$$\lambda_{d-1}(\Sigma_{l,h}) = \min_{\substack{w \in \text{span}\{v\}^\perp \\ \|w\|=1}} w^T \text{Cov}[X \mid Y \in S_{l,h}] w \geq R^2 / \alpha.$$

To upper bound $\lambda_d(\Sigma_{l,h})$ note that $|S_{l,h}| = |S|2^{-l} \lesssim R2^{-l}$. Thus, assumption (Ω) implies by Proposition 1(b) that

$$\lambda_d(\Sigma_{l,h}) \lesssim \ell^{-2} R^2 2^{-2l}.$$

We finally put together lower and upper bound. Taking $2^{-l} \lesssim \ell / \sqrt{\alpha}$ yields the desired inequality. \square

We now establish convergence in probability for the local estimators $\hat{v}_{l,h}$.

Proposition 3 (local SVR). *Suppose (X), (Y), (Z), (Ω), (SMD) and (LCV) hold true. Then, conditioned on $\#S_{l,h}$, for every l such that $2^{-l} \lesssim \ell / \sqrt{\alpha}$ and $|S_{l,h}| \gtrsim \max\{\sigma, \omega\}$, $h = 1, \dots, 2^l$, for every $\varepsilon > 0$ and $\tau \geq 1$,*

$$\mathbb{P}\{\|\hat{v}_{l,h} - v\| > \varepsilon\} \lesssim d \left[\exp\left(-\frac{c\#S_{l,h}\varepsilon^2}{\alpha^2 \ell^{-2} d \sqrt{\tau} \log n(2^{-2l} + 2^{-l}\varepsilon)}\right) + \exp\left(-\frac{c\#S_{l,h}}{\alpha^2 d}\right) \right] + n^{-\tau}.$$

If $|\zeta| \leq \sigma$ a.s., then

$$\mathbb{P}\{\|\hat{v}_{l,h} - v\| > \varepsilon\} \lesssim d \left[\exp\left(-\frac{c\#S_{l,h}\varepsilon^2}{\alpha^2 \ell^{-2} d(2^{-2l} + 2^{-l}\varepsilon)}\right) + \exp\left(-\frac{c\#S_{l,h}}{\alpha^2 d}\right) \right].$$

Proof. Since $\|\hat{v}_{l,h} - v\| \leq 1$, we can assume $\varepsilon^2 \leq \varepsilon \leq 1$ whenever needed. The Davis–Kahan Theorem [2, Theorem VII.3.1] together with Proposition 2 gives

$$\|\hat{v}_{l,h} - v\| \leq \frac{\|v^T(\hat{\Sigma}_{l,h} - \Sigma_{l,h})\|}{|\lambda_{d-1}(\hat{\Sigma}_{l,h}) - \lambda_d(\Sigma_{l,h})|}.$$

By Proposition 2 and the Weyl inequality we get

$$\begin{aligned} |\lambda_{d-1}(\hat{\Sigma}_{l,h}) - \lambda_d(\Sigma_{l,h})| &\geq \lambda_d(\Sigma_{l,h}) - \lambda_{d-1}(\Sigma_{l,h}) - |\lambda_{d-1}(\hat{\Sigma}_{l,h}) - \lambda_{d-1}(\Sigma_{l,h})| \\ &\gtrsim R^2 / \alpha - \|\hat{\Sigma}_{l,h} - \Sigma_{l,h}\|. \end{aligned}$$

We bound $\|\hat{\Sigma}_{l,h} - \Sigma_{l,h}\|$ using the Bernstein inequality. First, we introduce the intermediate term

$$\tilde{\Sigma}_{l,h} = \frac{1}{\#S_{l,h}} \sum_i (X_i - \mu_{l,h})(X_i - \mu_{l,h})^T \mathbb{1}\{Y_i \in S_{l,h}\},$$

and split $\hat{\Sigma}_{l,h} - \Sigma_{l,h}$ into

$$\hat{\Sigma}_{l,h} - \Sigma_{l,h} = \tilde{\Sigma}_{l,h} - \Sigma_{l,h} - (\hat{\mu}_{l,h} - \mu_{l,h})(\hat{\mu}_{l,h} - \mu_{l,h})^T.$$

We have $\|X_i - \mu_{l,h}\|^2 \lesssim R^2 d$, hence

$$\mathbb{P}\{\|\tilde{\Sigma}_{l,h} - \Sigma_{l,h}\| \gtrsim R^2/\alpha \mid \#S_{l,h}\} \lesssim d \exp\left(-c \frac{\#S_{l,h}}{\alpha^2 d}\right).$$

Moreover, $\|\hat{\mu}_{l,h} - \mu_{l,h}\|^2 \lesssim R^2/\alpha$ with same probability.

We now apply the Bernstein inequality to concentrate $v^T(\hat{\Sigma}_{l,h} - \Sigma_{l,h})$. By Proposition 1(a) we have, with probability no lower than $1 - 2n^{-\tau}$,

$$|v^T(X_i - \mu_{l,h})| \|X_i - \mu_{l,h}\| \lesssim \ell^{-1} R^2 \sqrt{d\tau \log n} 2^{-l},$$

or $|v^T(X_i - \mu_{l,h})| \|X_i - \mu_{l,h}\| \lesssim \ell^{-1} R^2 \sqrt{d} 2^{-l}$ when $|\zeta| \leq \sigma$. Next, we estimate the variance. We have

$$\begin{aligned} \|v^T(\tilde{\Sigma}_{l,h} - \Sigma_{l,h})\|^2 &= v^T(\tilde{\Sigma}_{l,h} - \Sigma_{l,h})^2 v \\ &= v^T \tilde{\Sigma}_{l,h}^2 v - v^T \tilde{\Sigma}_{l,h} \Sigma_{l,h} v - v^T \Sigma_{l,h} \tilde{\Sigma}_{l,h} v + v^T \Sigma_{l,h}^2 v, \end{aligned}$$

hence, taking the expectation,

$$\mathbb{E}[\|v^T(\tilde{\Sigma}_{l,h} - \Sigma_{l,h})\|^2 \mid Y \in S_{l,h}] = \mathbb{E}[v^T \tilde{\Sigma}_{l,h}^2 v \mid Y \in S_{l,h}] - v^T \Sigma_{l,h}^2 v,$$

where

$$\begin{aligned} \mathbb{E}[v^T \tilde{\Sigma}_{l,h}^2 v \mid Y \in S_{l,h}] &= \frac{1}{(\#S_{l,h})^2} v^T \mathbb{E}\left[\left(\sum_i (X_i - \mu_{l,h})(X_i - \mu_{l,h})^T\right)^2 \mid Y \in S_{l,h}\right] v \\ &\leq \frac{1}{\#S_{l,h}} v^T \mathbb{E}[(X - \mu_{l,h}) \|X - \mu_{l,h}\|^2 (X - \mu_{l,h})^T \mid Y \in S_{l,h}] v + v^T \Sigma_{l,h}^2 v \\ &\leq \frac{1}{\#S_{l,h}} d R^2 \mathbb{E}[(v^T (X - \mu_{l,h}))^2 \mid Y \in S_{l,h}] + v^T \Sigma_{l,h}^2 v \\ &= \frac{1}{\#S_{l,h}} d R^2 \text{Var}[v^T X \mid Y \in S_{l,h}] + v^T \Sigma_{l,h}^2 v. \end{aligned}$$

Thus, Proposition 1(b) gives

$$\mathbb{E}[\|v^T(\tilde{\Sigma}_{l,h} - \Sigma_{l,h})\|^2 \mid Y \in S_{l,h}] \leq \frac{1}{\#S_{l,h}} \ell^{-2} d R^4 2^{-2l}.$$

We therefore obtain

$$\mathbb{P}\{\|v^T(\hat{\Sigma}_{l,h} - \Sigma_{l,h})\| > \alpha^{-1} R^2 \varepsilon \mid \#S_{l,h}\} \lesssim d \exp\left(-c \frac{\#S_{l,h} \varepsilon^2}{\alpha^2 \ell^{-2} d \sqrt{\tau \log n} (2^{-2l} + 2^{-l} \varepsilon)}\right),$$

without $\sqrt{\tau \log n}$ if $|\zeta| \leq \sigma$. Same bounds hold for $v^T(\hat{\mu}_{l,h} - \mu_{l,h})(\hat{\mu}_{l,h} - \mu_{l,h})^T$, which completes the proof. \square

We are finally in a position to prove Theorem 1.

Proof of Theorem 1. The Davis–Kahan Theorem [45, Theorem 2] yields

$$\|\hat{v}_l - v\| \lesssim \left\| \frac{1}{\sum_h \#S_{l,h}} \sum_h \hat{v}_{l,h} \hat{v}_{l,h}^T \#S_{l,h} - vv^T \right\| \lesssim \frac{1}{\sum_h \#S_{l,h}} \sum_h \|\hat{v}_{l,h} - v\| \#S_{l,h}.$$

Applying Proposition 3 and taking the union bound over h gives now (a). For (b), we condition on $|\zeta_i| \leq \sqrt{2\tau \log n \sigma}$ for all i 's and calculate

$$\begin{aligned} \mathbb{E}[\|\hat{v}_l - v\|^2] - n^{-\tau} &\lesssim \int_0^1 \varepsilon \mathbb{P}\{\|\hat{v}_l - v\| > \varepsilon\} d\varepsilon \\ &= \int_0^{2^{-l}} \varepsilon \mathbb{P}\{\|\hat{v}_l - v\| > \varepsilon\} d\varepsilon + \int_{2^{-l}}^1 \varepsilon \mathbb{P}\{\|\hat{v}_l - v\| > \varepsilon\} d\varepsilon \\ &\leq \int_0^{2^{-l}} \min \left\{ 1, 2^l d \exp \left(-\frac{c(n/\sqrt{\log n})\varepsilon^2}{\alpha^2 \ell^{-2} \sqrt{\tau} d 2^{-l}} \right) \right\} \varepsilon d\varepsilon \\ &\quad + \int_{2^{-l}}^1 2^l d \exp \left(-\frac{c(n/\sqrt{\log n})}{\alpha^2 \ell^{-2} \sqrt{\tau} d 2^l} \right) \varepsilon d\varepsilon \\ &\lesssim \alpha^2 \ell^{-2} \sqrt{\tau} d \log(2^l d) \frac{2^{-l}}{n/\sqrt{\log n}} \\ &\quad + 2^l d \exp \left(-\frac{c(n/\sqrt{\log n})}{\alpha^2 \ell^{-2} \sqrt{\tau} d 2^l} \right), \end{aligned}$$

where the last inequality follows from Lemma B.4. For $\tau = 2$ and n large enough as in the first assumed lower bound, we obtain (b). Analogous computations for the case where $|\zeta| \leq \sigma$ lead to the final claim. \square

3.2. Conditional regression bounds

In this section we study how partitioning polynomial regression of the link function in a single-index model is affected by an estimate \hat{v} of the index vector, where regression estimators are viewed as conditioned on \hat{v} . We will focus on one standard class of priors for regression functions, namely the class \mathcal{C}^s of Hölder continuous functions. We recall that a function $g : \mathbb{R}^d \rightarrow \mathbb{R}$ is \mathcal{C}^s Hölder continuous ($g \in \mathcal{C}^s$) if, for $s = k + \alpha$, $k \geq 0$ an integer and $\alpha \in (0, 1]$, g has bounded continuous derivatives up to order k and

$$|g|_{\mathcal{C}^s} = \max_{|\lambda|=k} \sup_{x \neq z} \frac{|\partial^\lambda g(x) - \partial^\lambda g(z)|}{\|x - z\|^\alpha} < \infty.$$

The Hölder norm is defined by

$$\|g\|_{\mathcal{C}^s} = \sum_{|\lambda| \leq k} \|\partial^\lambda g\|_\infty + |g|_{\mathcal{C}^s}.$$

It is well known that in general it is not possible to obtain optimal estimates in high probability with piecewise polynomials of order greater than zero [4, Section 3]. For this reason, in the case of a \mathcal{C}^s Hölder regression function with $s > 1$ we will assume the following regularity condition:

(R) For every interval I with $\{x \in \mathbb{R}^d : \langle v, x \rangle \in I\} \subset \text{supp } \rho$, $\text{Var}[\langle v, X \rangle \mid \langle v, X \rangle \in I] \gtrsim |I|^2$.

To control the distributional mismatch of the projection $\langle \hat{v}, X \rangle$, we will also make one of the following two assumptions:

(P1) X has spherical distribution.

(P2) X has upper bounded density ρ with bounded support and, for every interval I with $\{x \in \mathbb{R}^d : \langle v, x \rangle \in I\} \subset \text{supp } \rho$, $\rho(\{x \in \mathbb{R}^d : \langle v, x \rangle \in I\}) \gtrsim |I|$.

As discussed early in Section 3, spherical distributions (P1) provide a customary model for conditional regression estimators and cover, but are not limited to, the Gaussian distribution. On the other hand, the class (P2) includes a variety of regular densities on compact normal domains, where no special symmetry is required.

We now state our main theorem:

Theorem 2. Assume (X) and (Z). Furthermore, assume either (P1) or (P2). Let \hat{v} be an estimator for v such that, for every $\varepsilon > 0$,

$$(\hat{V}) \quad \mathbb{P}\{\|\hat{v} - v\| > \varepsilon\} \leq A \exp(-n\varepsilon^2/B)$$

for some $A, B \geq 1$ possibly dependent on d and specific parameters. Suppose $f \in \mathcal{C}^s$ with $s \in [1/2, 2]$, and assume (R) in the case $s > 1$. Let $\hat{F}_{j|\hat{v}}$ be a piecewise constant ($s \leq 1$) or linear ($s > 1$) estimator of F at scale j conditioned on \hat{v} , as defined in Section 2.4 for $\langle \hat{v}, x \rangle \in [-r, r]$, and 0 outside. Then, setting $2^{-j} \asymp \sqrt{B(\log n/n)^{1/(2s+1)}}$ and $r \asymp \sqrt{2d \log n} R$ we have:

(a) For every $\nu > 0$ there is $c_\nu(d, B, R, \|f\|_{\mathcal{C}^s}, s) \geq 1$ such that

$$\mathbb{P}\left\{(\mathbb{E}_X[|\hat{F}_{j|\hat{v}}(X) - F(X)|^2])^{\frac{1}{2}} > (\kappa + c_\nu)(\log n)^{s/2} \left(\frac{\log n}{n}\right)^{\frac{s}{2s+1}}\right\} \lesssim A n^{-\nu}$$

for some $\kappa(d, B, R, \|f\|_{\mathcal{C}^s}, s)$.

(b) $\mathbb{E}[|\hat{F}_{j|\hat{v}}(X) - F(X)|^2] \leq K(\log n)^s \left(\frac{\log n}{n}\right)^{\frac{2s}{2s+1}}$

for some $K = K(d, A, B, R, \|f\|_{\mathcal{C}^s}, s)$.

The dependence of all constants upon d , A and B is polynomial.

Theorem 2 shows that partitioning polynomials estimators achieve the 1-dimensional min-max convergence rate (up to logarithmic factors) when conditioned on any \sqrt{n} -convergent estimate of v , and thus, in particular, on the estimate \hat{v} obtained with SVR (under its assumptions). The same conclusion follows for other prominent index estimators, including conditional methods such as SIR, SAVE, SCR and DR. Although formally our theorem requires non-asymptotic \sqrt{n} -convergence to the index, and only asymptotic \sqrt{n} -consistency has been established for the aforementioned methods, finite sample bounds can be derived as well with similar arguments to the ones employed in Section 3.1.

To prove Theorem 2 we first show that, with high probability, a conditional polynomial estimator differs from an oracle estimator (possessing knowledge of v) by the angle between \hat{v} and v :

Proposition 4. Assume (X) and (Z). Furthermore, assume either (P1) or (P2). Suppose $f \in \mathcal{C}^\alpha$ with $\alpha \in [1/2, 1]$. Let \hat{v} be an estimate of v . For $u \in \{v, \hat{v}\}$, let $\hat{F}_{j|u}$ be a piecewise constant ($\alpha \leq 1$) or linear ($\alpha = 1$) estimator of F at scale j conditioned on u as defined in Section 2.4 for $\langle u, x \rangle \in [-r, r]$, and 0 outside. Assume (R) in case of a linear estimator. Then, for every $\varepsilon > 0$, $r \geq 1$ and conditioned on $2^{-j} \geq \|\hat{v} - v\|/t$ for some $t \geq 1$, we have

$$(\mathbb{E}_X[|\hat{f}_{j|\hat{v}}(\langle \hat{v}, X \rangle) - \hat{f}_{j|v}(\langle \hat{v}, X \rangle)|^2] \mathbb{1}\{X \in B(0, r)\})^{\frac{1}{2}} \lesssim t |f|_{\mathcal{C}^\alpha} r^{\frac{1}{2-\alpha}} \|\hat{v} - v\|^{\frac{1}{2-\alpha}} + \varepsilon$$

with probability higher than $1 - C\#\mathcal{K}_j \exp\left(-\frac{c n \varepsilon^2}{\#\mathcal{K}_j t^2 \|f\|_{\mathcal{C}^\alpha}^2 r^{2\alpha}}\right) - 2n \exp(-r^2/2dR^2)$.

The proof of Proposition 4 can be found in Appendix A. The key tool to obtain the dependence on $\|\hat{v} - v\|$ in the upper bound is the Wasserstein distance, which enables to control the difference between statistics computed on the conditional distribution given \hat{v} rather than v . We now proceed to prove Theorem 2.

Proof of Theorem 2. Let $k = \lceil s \rceil - 1 \in \{0, 1\}$ and $\alpha = s \wedge 1 \in [\frac{1}{2}, 1]$. We start by isolating the error outside a ball $B(0, r)$:

$$\mathbb{E}_X[|F(X) - \hat{F}_{j|\hat{v}}(X)|^2] \lesssim \mathbb{E}_X[|F(X) - \hat{F}_{j|\hat{v}}(X)|^2 \mathbb{1}\{\|X\| \leq r\}] + |f|_{\mathcal{C}^0}^2 \mathbb{P}\{\|X\| > r\},$$

whence, using Lemma B.2, we get the tail bound

$$\mathbb{P}\{\|X\| > r\} \lesssim \exp(-r^2/2dR^2). \quad (\text{T})$$

For $x \in B(0, r)$ we decompose

$$\begin{aligned} |F(x) - \hat{F}_{j|\hat{v}}(x)| &= |f(\langle v, x \rangle) - \hat{f}_{j|\hat{v}}(\langle \hat{v}, x \rangle)| \\ &\leq \underbrace{|f(\langle v, x \rangle) - f(\langle \hat{v}, x \rangle)|}_{(\theta 1)} + |f(\langle \hat{v}, x \rangle) - \hat{f}_{j|\hat{v}}(\langle \hat{v}, x \rangle)|, \end{aligned}$$

and bound $(\theta 1)$ by the angle $\|\hat{v} - v\|$:

$$\mathbb{E}_X[|f(\langle v, X \rangle) - f(\langle \hat{v}, X \rangle)|^2 \mathbb{1}\{\|X\| \leq r\}] \leq |f|_{\mathcal{C}^\alpha}^2 r^{2\alpha} \|\hat{v} - v\|^{2\alpha}.$$

Hence, from assumption $(\hat{\mathbf{V}})$ and Lemma B.4 we get

$$\begin{aligned} \mathbb{P}\{\mathbb{E}_X[|f(\langle v, X \rangle) - f(\langle \hat{v}, X \rangle)|^2 \mathbb{1}\{\|X\| \leq r\}] > \varepsilon^2\} &\leq A \exp\left(-c \frac{n \varepsilon^{2/\alpha}}{B r^2 |f|_{\mathcal{C}^\alpha}^{2/\alpha}}\right) \\ \mathbb{E}[|f(\langle v, X \rangle) - f(\langle \hat{v}, X \rangle)|^2 \mathbb{1}\{\|X\| \leq r\}] &\leq (\log(A)B)^\alpha |f|_{\mathcal{C}^\alpha}^2 r^{2\alpha} n^{-\alpha}. \end{aligned} \quad (\Theta 1)$$

We further decompose

$$\begin{aligned} &|f(\langle \hat{v}, x \rangle) - \hat{f}_{j|\hat{v}}(\langle \hat{v}, x \rangle)| \\ &\leq \underbrace{|f(\langle \hat{v}, x \rangle) - f_{j|v}(\langle \hat{v}, x \rangle)|}_{(\text{b})} + \underbrace{|f_{j|v}(\langle \hat{v}, x \rangle) - \hat{f}_{j|v}(\langle \hat{v}, x \rangle)|}_{(\text{v})} + \underbrace{|\hat{f}_{j|v}(\langle \hat{v}, x \rangle) - \hat{f}_{j|\hat{v}}(\langle \hat{v}, x \rangle)|}_{(\theta)}. \end{aligned}$$

Integrating (b) we get a bias term, that we control exploiting the Hölder continuity of f (see [44, Section 3.2]):

$$\mathbb{E}_X[|f(\langle \hat{v}, X \rangle) - f_{j|v}(\langle \hat{v}, X \rangle)|^2 \mathbb{1}\{\|X\| \leq r\}] \lesssim |f|_{\mathcal{C}^s}^2 r^{2s} 2^{-2js}. \quad (\text{B})$$

The variable (v) leads to a variance term, which can be concentrated with known calculations (see [44, Proposition 13]):

$$\begin{aligned} \mathbb{P}\{\mathbb{E}_X[|f_{j|v}(\langle \hat{v}, X \rangle) - \hat{f}_{j|v}(\langle \hat{v}, X \rangle)|^2 \mathbb{1}\{\|X\| \leq r\}] > \varepsilon^2\} &\lesssim \#\mathcal{K}_j \exp\left(-c \frac{n\varepsilon^2}{\#\mathcal{K}_j |f|_{\mathcal{C}^0}^2}\right) \\ \mathbb{E}[|f_{j|v}(\langle \hat{v}, X \rangle) - \hat{f}_{j|v}(\langle \hat{v}, X \rangle)|^2 \mathbb{1}\{\|X\| \leq r\}] &\lesssim |f|_{\mathcal{C}^0}^2 \frac{\log(\#\mathcal{K}_j) \#\mathcal{K}_j}{n}. \end{aligned} \quad (\text{V})$$

For (θ) we condition on the event $\|\hat{v} - v\| \leq t2^{-j}$, taking into account that, thanks to assumption $(\hat{\text{V}})$, the complement has probability

$$\mathbb{P}\{\|\hat{v} - v\| > 2^{-j}\} \leq A \exp(-nt^2 2^{-2j}/B). \quad (\Theta 2)$$

Thus, Proposition 4 along with assumption $(\hat{\text{V}})$ and Lemma B.4 gives

$$\begin{aligned} &\mathbb{P}\{\mathbb{E}_X[|\hat{f}_{j|v}(\langle \hat{v}, X \rangle) - \hat{f}_{j|\hat{v}}(\langle \hat{v}, X \rangle)|^2 \mathbb{1}\{\|X\| \leq r\}] > \varepsilon^2 \mid \|\hat{v} - v\| \leq t2^{-j}\} \\ &\lesssim \#\mathcal{K}_j \exp\left(-c \frac{n\varepsilon^2}{\#\mathcal{K}_j t^2 |f|_{\mathcal{C}^\alpha}^2 r^{2\alpha}}\right) + A \exp\left(-\frac{n\varepsilon^{2(2-\alpha)}}{B t^{2(2-\alpha)} |f|_{\mathcal{C}^\alpha}^{2(2-\alpha)} r^2}\right), \\ &\mathbb{E}[|\hat{f}_{j|v}(\langle \hat{v}, X \rangle) - \hat{f}_{j|\hat{v}}(\langle \hat{v}, X \rangle)|^2 \mathbb{1}\{\|X\| \leq r\} \mid \|\hat{v} - v\| \leq t2^{-j}] \\ &\lesssim |f|_{\mathcal{C}^\alpha}^2 r^{2\alpha} \frac{\log(\#\mathcal{K}_j) \#\mathcal{K}_j}{n} + (\log(A)B)^{\frac{1}{2-\alpha}} |f|_{\mathcal{C}^\alpha}^2 r^{\frac{2}{2-\alpha}} n^{-\frac{1}{2-\alpha}}. \end{aligned} \quad (\Theta 3)$$

In order to balance the tail (T), the bias (B), the variance (V) and the angle terms (Θ1), (Θ2) and (Θ3), we choose

$$r = \sqrt{2d \log n} R, \quad 2^{-j} \asymp \sqrt{B} (\log n/n)^{1/(2s+1)}, \quad t = 1,$$

and plug in $\#\mathcal{K}_j = 2^j$, which leads to

$$\mathbb{E}[|\hat{F}_{j|\hat{v}}(X) - F(X)|^2] \lesssim |f|_{\mathcal{C}^0}^2 \left(\frac{1}{n}\right) \quad (\text{T})$$

$$+ |f|_{\mathcal{C}^\alpha}^2 R^{2\alpha} (\log(A)Bd)^\alpha \left(\frac{\log n}{n}\right)^\alpha \quad (\Theta 1)$$

$$+ |f|_{\mathcal{C}^s}^2 R^{2s} (Bd)^s (\log n)^s \left(\frac{\log n}{n}\right)^{\frac{2s}{2s+1}} \quad (\text{B})$$

$$+ |f|_{\mathcal{C}^0}^2 \frac{1}{2s+1} \left(\frac{\log n}{n}\right)^{\frac{2s}{2s+1}} \quad (\text{V})$$

$$+ A \exp\left(-n \left(\frac{\log n}{n}\right)^{\frac{2}{2s+1}}\right) \quad (\Theta 2)$$

$$+ |f|_{\mathcal{C}^\alpha}^2 \frac{1}{2s+1} R^{2\alpha} d^\alpha (\log n)^\alpha \left(\frac{\log n}{n}\right)^{\frac{2s}{2s+1}} \quad (\Theta 3)$$

$$+ |f|_{\mathcal{C}^\alpha}^2 R^{\frac{2}{2-\alpha}} (\log(A)B)^{\frac{1}{2-\alpha}} d^{\frac{1}{2-\alpha}} \left(\frac{\log n}{n}\right)^{\frac{1}{2-\alpha}}.$$

In $(\Theta 1)$, $(\log n/n)^\alpha \leq (\log n/n)^{2s/2s+1}$ for $\alpha = s \in [1/2, 1]$, and for $\alpha = 1$ and $s > 1$. In $(\Theta 2)$, $\exp(-n(\log n/n)^{2/(2s+1)}) \leq 1/n$ for $s \geq 1/2$. In $(\Theta 3)$, $(\log n/n)^{1/(2-\alpha)} \leq (\log n/n)^{2s/(2s+1)}$ for $\alpha = s \in (0, 1]$, and for $\alpha = 1$ and $s > 1$. Collecting the constants we obtain (b). The bound (a) follows setting

$$\varepsilon = c_\nu \log^{\frac{s}{2}} n (\log n/n)^{s/(2s+1)}, \quad t = \sqrt{c_\nu},$$

and taking c_ν large enough. \square

The additional logarithmic factors in (a) and (b) are exclusively due to the unboundedness of the distribution and can be avoided in the bounded case. While here we are restricting to constant and linear estimators, hence to the smoothness range $s \leq 2$, the results may be extended to higher order polynomials, and thus to smoother regression functions, with similar proofs. However, from our decomposition, and specifically from $(\Theta 1)$, it seems not possible to maintain min-max optimality in the range $s < 1/2$. We remark that this smoothness constraint does not depend on the regression technique, that is, the term $(\Theta 1)$ would still arise when using different regression methods than partitioning polynomials.

4. Numerical experiments

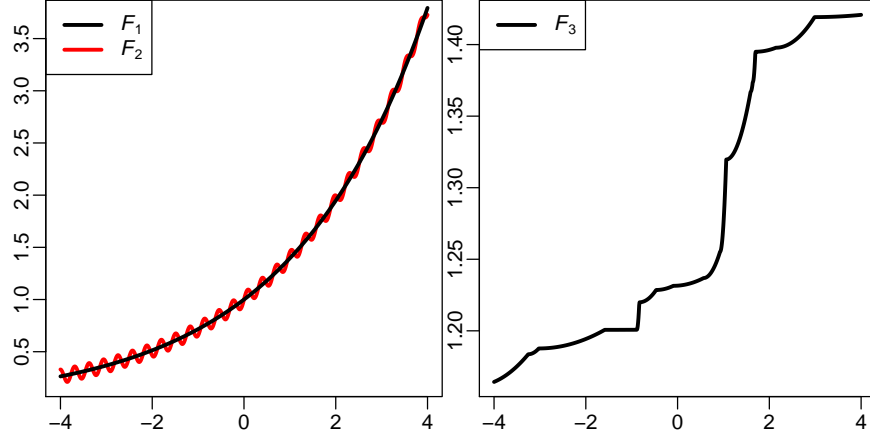
In this section we conduct numerical experiments to demonstrate that the theoretical results above have practical relevance and to investigate how relaxations of the assumptions affect the estimators. In order to highlight specific aspects of different algorithms we use three different functions to conduct our experiments. The first two are

$$F_1(x) = \exp(\langle v, x \rangle / 3), \quad F_2(x) = F_1(x) + \sin(20\langle v, x \rangle) / 15.$$

Both functions are smooth. F_1 is monotone and thus we may choose $\omega = 0$, while F_2 is non-monotone, thus condition (Ω) is satisfied only for $\omega > 0$. This allows us to explore the behavior of \hat{v} under monotonicity or lack thereof, and how the estimators are effected by the choice of the scales l and j . To investigate the convergence rate of the regression estimator \hat{F} , we use a monotone function F_3 which is piecewise quadratic on a random partition and continuous. The domain of x , and its dimension d , will be specified in each experiment. F_1, F_2, F_3 are shown in Figure 2.

4.1. Estimating the index vector

Here we compare the performances of SIR, SAVE and SVR in estimating the index vector v . We consider two settings S1, S2, corresponding to two different non-elliptical, and thus non-spherical, distributions for X : $\rho_{X,1}, \rho_{X,2}$; $\rho_{X,1}$ is a standard normal $\mathcal{N}(0, 1)$ in one coordinate, and a skewed normal with shape parameter $\alpha = 5$ in the other coordinate; $\rho_{X,2}$ is uniform on the triangle with vertices $(0,0), (1,1), (0,1)$; all distributions are normalized to have zero mean and standard deviation equal to one. Note that in both settings conditions (LCM) and (SMD) are not satisfied. For each setting we draw $n = 1000$ i.i.d. samples and generate the response variable $Y_i = F(X_i) + \zeta_i$ using functions F_1 and F_2 , where $\zeta_i \sim \mathcal{N}(0, \sigma^2)$. We use different levels of noise setting σ equal to the 0%, 1% and 2% of $|f(-4) - f(4)|$. We chose $v = (1/\sqrt{5}, 2/\sqrt{5})$ for setting S1, and $v = (1, 0)$ for setting S2. The results in Table 3 show the detailed performance of SIR, SAVE and SVR for all settings, functions, and noise levels. First, we note that the cases of F_1 with 1% noise and F_2 with zero noise produce

Figure 2: Different functions used in the experiments, with horizontal axis representing $\langle v, x \rangle$.

similar results. This is consistent with the intuition manifested from Theorem 1 that noise and non-monotonicity levels play a similar role in the accuracy of the estimators. In all settings SIR performs worse than the two other methods, SVR and SAVE, which on the other hand have similar performance, although SVR produces most of the times slightly better estimates. The poor performance of SIR in

Table 3. Performance of the different algorithms in different settings, with $\text{err} = \log_{10}(\|\hat{v} - v\|^2)$, corresponding standard error, and average computational time in seconds/100.

		S1			S2			
σ		err	se	time	err	se	time	
F_1	0%	SIR	-3.04	-2.83	0.60	-0.68	-1.83	0.60
		SAVE	-5.97	-1.06	1.30	-7.41	-7.14	1.40
		SVR	-6.42	-6.06	1.00	-7.60	-6.65	0.70
F_2		SIR	-3.11	-2.99	0.50	-0.67	-1.83	0.50
		SAVE	-4.39	-4.10	1.30	-4.13	-4.01	1.30
		SVR	-4.41	-4.08	0.90	-4.16	-3.92	0.70
F_1	1%	SIR	-2.97	-2.69	0.50	-0.68	-1.81	0.50
		SAVE	-4.57	-4.24	1.40	-4.16	-4.03	1.30
		SVR	-4.58	-4.28	1.00	-4.12	-3.75	0.80
F_2		SIR	-2.94	-2.72	0.50	-0.68	-1.77	0.50
		SAVE	-4.06	-3.57	1.40	-3.42	-3.45	1.40
		SVR	-4.08	-3.87	0.90	-3.45	-3.46	0.80
F_1	2%	SIR	-2.92	-2.67	0.50	-0.68	-1.38	0.60
		SAVE	-3.92	-3.58	1.30	-3.08	-3.01	1.40
		SVR	-3.91	-3.61	0.90	-3.21	-3.06	0.80
F_2		SIR	-2.87	-2.64	0.60	-0.68	-1.55	0.60
		SAVE	-3.64	-1.98	1.40	-2.90	-2.85	1.40
		SVR	-3.66	-3.45	0.90	-3.02	-2.80	0.80

these settings requires a better explanation. In Figure 3 we show graphically how the empirical inverse

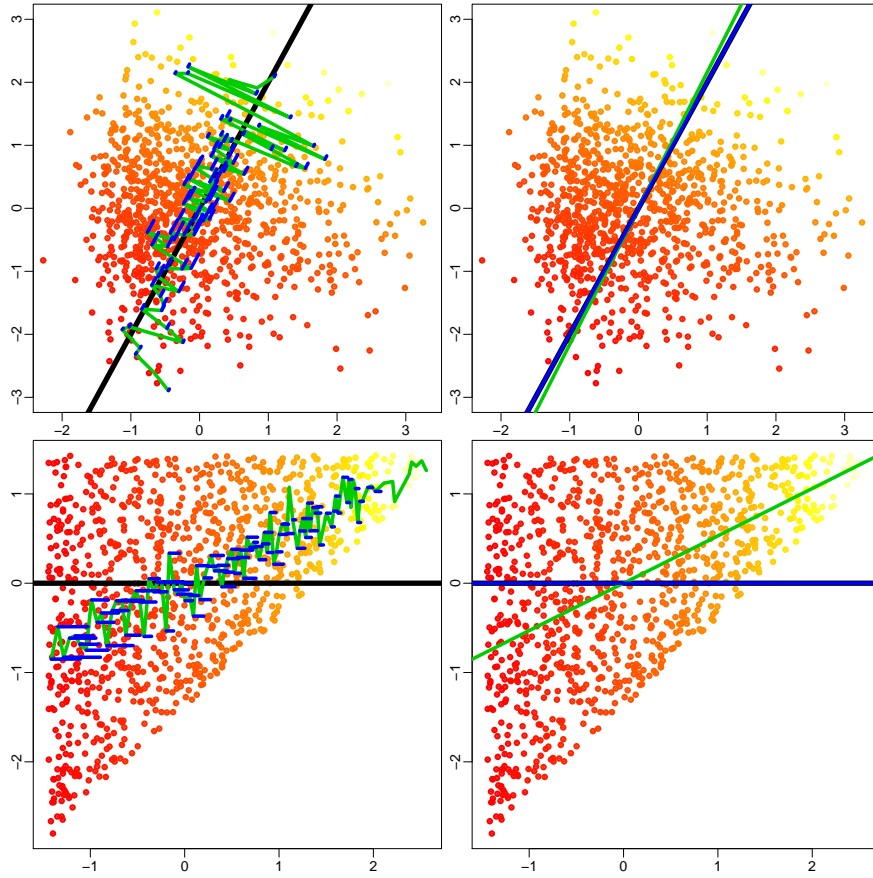


Figure 3: Left column displays the ingredients for the estimates: the empirical inverse regression curve (green) used by SIR and the local gradients (blue), with length proportional to the number of samples in the corresponding level set, used by SVR. Estimates of v using SVR (blue) and SIR (green) are displayed on the right column. The methods are applied on setting S1 (top row) and S2 (bottom row). The black line indicates v , while data points are colored according to the value of the corresponding response variable, generated with F_2 and $\sigma = 0$, using a red-to-yellow color scale.

regression curve may drift away from v , resulting in a poor SIR estimate. On the other hand, the local gradients used by SVR provide good local estimates. This example shows how methods with higher order statistics are in general more robust to assumptions relaxations.

To investigate more extensively the performance of SVR in estimating v , we perform another experiment: we draw X from a 10-dimensional standard normal distribution, and to generate the response variable we use function F_2 plus an additive Gaussian noise with standard deviation $\sigma = 0.01|f_2(-4) - f_2(4)|$. We repeat the experiment for different values of the sample size n . Results are shown in Figure 4. The left inset shows that the error in \hat{v} stabilizes at scales comparable to the noise level σ , which suggests that the assumption $|S_{l,h}| \gtrsim \sigma$ is needed. The right plot shows that the rate of the error of \hat{v} , for scales l coarser than the noise level, is approximately $-\frac{1}{2}$, which is again consistent with Theorem 1.

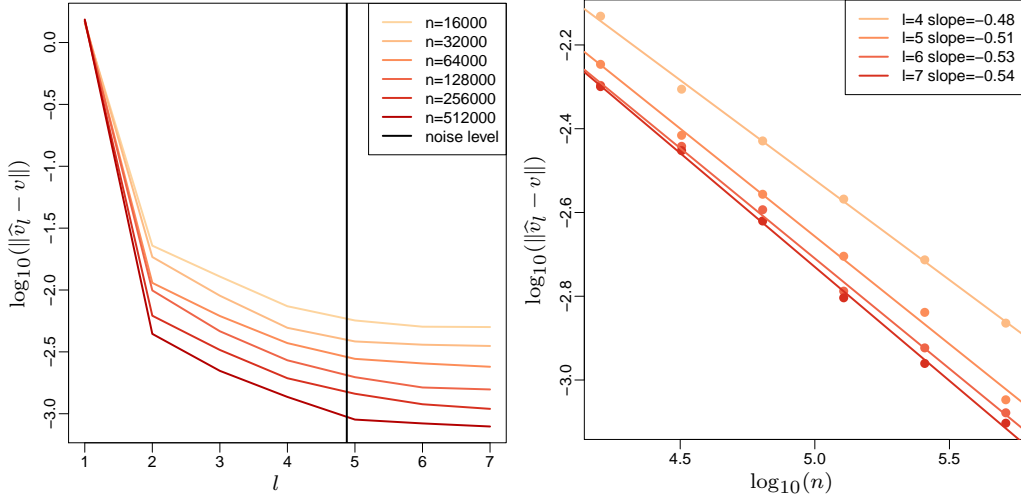


Figure 4: Behavior of the SVR estimate \hat{v}_l with respect to scale and sample size, for regression of F_2 (see text). Left: error versus scale l . Right: error versus sample size n .

4.2. Estimating the regression function

In this section we perform some experiments to support our theoretical results regarding the regression estimator obtained with SVR. The first experiment we perform consists on drawing X_i , $i = 1, \dots, n$, from a d -dimensional standard Normal distribution and obtain $Y_i = F_3(X_i) + \zeta_i$ where $\zeta_i \sim \mathcal{N}(0, \sigma^2)$. Here we use function F_3 because we want to limit the function smoothness in order to obtain concentration rates comparable with the min-max rate with $s = 1$. We vary the dimension $d = 5, 10, 50, 100$, the size of the noise σ , equal to the 5% and 10% of $|f_3(-4) - f_3(4)|$. To investigate the convergence rates of the estimator we repeat each experiment for different sample sizes n . In Figure 5 we show the empirical MSE, averaged over 10 repetitions, as a function of the sample size, in logarithmic scale, for both our estimator and the k-Nearest-Neighbor (kNN) regression. We see that the MSE of the SVR estimator decays with a rate slightly better than the optimal value $-2/3$, independently from the dimension d and the noise level σ : this is all consistent with Theorem 2. As expected, kNN-regression has a convergence rate which severely deteriorates with the dimension (curse of dimensionality). We can also notice that the MSE drops far below the noise level, which confirms the de-noising feature of the SVR estimator.

To explore the behavior of the empirical MSE as a function of the scales l and j we conduct another experiment: we draw X from a 10-dimensional standard normal distribution, and obtain the response variable $Y = F_2(X) + \zeta$, with ζ Gaussian noise with standard deviation $\sigma = 0.01|f_2(-4) - f_2(4)|$. Figure 6 shows the behavior of the $\log_{10}(\text{MSE})$, obtained with SVR, for different values of l , j and n . To obtain robust estimates in regions with high Monte Carlo variability, in regimes where our results do not hold, the errors are averaged over 50 repetition of each setting with a 10% trimming. By observing each row, we notice that the MSE reaches its minimum for low values of l and stays constant for larger l . By looking at the plot column-wise, we observe the bias variance trade-off, with coarse scales giving rough estimates, and fine scales resulting in overfitting. As expected, as the sample size grows, the optimal scale j increases.

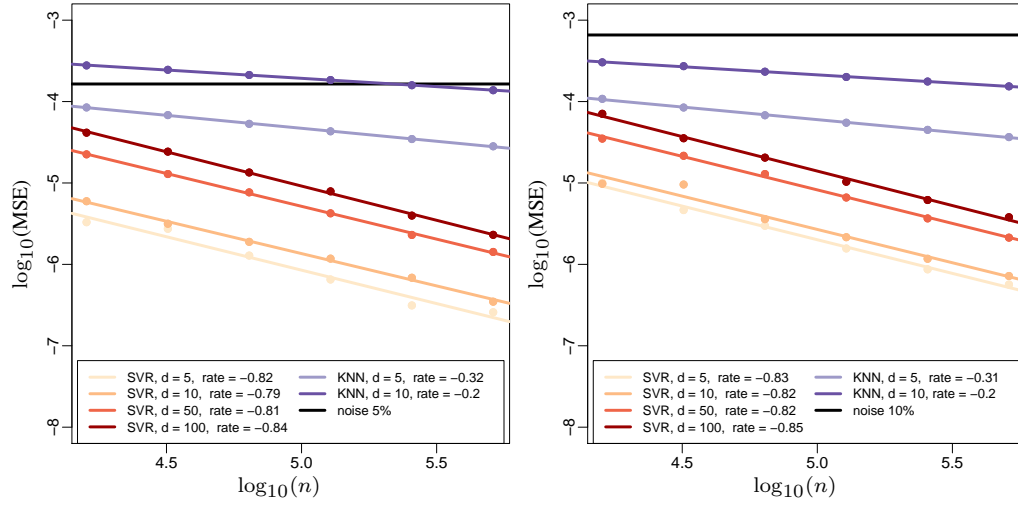


Figure 5: Comparison of convergence rates for the regression estimator with SVR and KNN-regression in different settings.

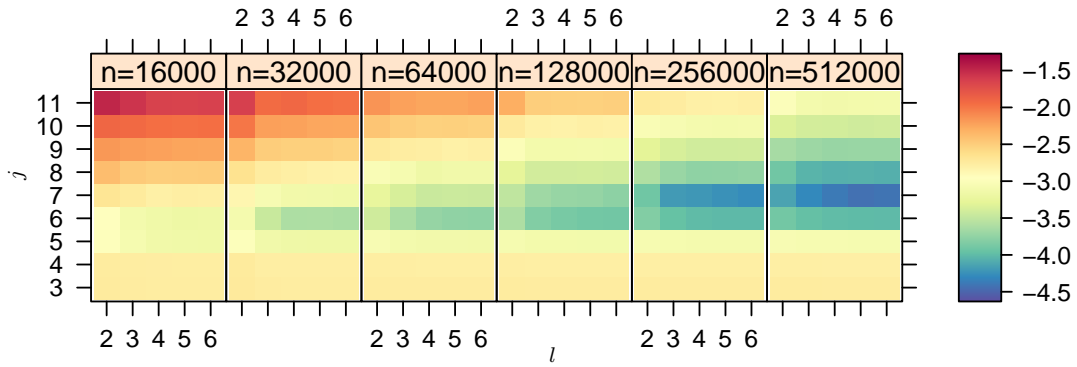


Figure 6: Empirical MSE versus sample size n and scales l and j .

Acknowledgements. This research was partially supported by AFOSR FA9550-17-1-0280, NSF-DMS-1821211, NSF-ATD-1737984. A.L. acknowledges support from the de Castro Statistics Initiative, Collegio Carlo Alberto, Torino, Italy. S.V. thanks Timo Klock for the discussion and the useful exchange of views about this and related problems.

References

- [1] F. Bach. Breaking the curse of dimensionality with convex neural networks. *Journ. of Mach. Learn. Res.*, 19(18):1–53, 2017.
- [2] R. Bhatia. *Matrix Analysis*, volume 169 of *Graduate Texts in Mathematics*. Springer, 1997.
- [3] P. J. Bickel and B. Li. Local polynomial regression on unknown manifolds. *Lecture Notes-Monograph Series*, 54:177–186, 2007.
- [4] P. Binev, A. Cohen, W. Dahmen, and R. A. DeVore. Universal Algorithms for Learning Theory. Part II: Piecewise Polynomial Functions. *Constructive Approximation*, 26(2):127–152, 2007.
- [5] P. Binev, A. Cohen, W. Dahmen, R. A. DeVore, and V. N. Temlyakov. Universal Algorithms for Learning Theory Part I: Piecewise Constant Functions. *Journal of Machine Learning Research*, 6(1):1297–1321, 2005.
- [6] V. Buldygin and E. Pechuk. Inequalities for the distributions of functionals of sub-gaussian vectors. *Theory of Probability and Mathematical Statistics*, 80:25–36, 2010.
- [7] S. Cambanis, S. Huang, and G. Simons. On the theory of elliptically contoured distributions. *Journal of Multivariate Analysis*, 11(3):368–385, 1981.
- [8] R. J. Carroll, J. Fan, I. Gijbels, and M. P. Wand. Generalized partially linear single-index models. *Journal of the American Statistical Association*, 92(438):477–489, 1997.
- [9] R. J. Carroll, D. Ruppert, and A. H. Welsh. Local estimating equations. *Journal of the American Statistical Association*, 93(441):214–227, 1998.
- [10] R. D. Cook. Save: a method for dimension reduction and graphics in regression. *Communications in Statistics - Theory and Methods*, 29(9-10):2109–2121, 2000.
- [11] R. D. Cook and H. Lee. Dimension reduction in binary response regression. *Journal of the American Statistical Association*, 94(448):1187–1200, 1999.
- [12] R. Coudret, B. Lique, and J. Saracco. Comparison of sliced inverse regression approaches for underdetermined cases. *J. SFdS*, 155(2):72–96, 2014.
- [13] X. Cui, W. K. Härdle, and L. Zhu. The EFM approach for single-index models. *Ann. Statist.*, 39(3):1658–1688, 06 2011.
- [14] A. S. Dalalyan, A. Juditsky, and V. Spokoiny. A New Algorithm for Estimating the Effective Dimension-Reduction Subspace. *Journal of Machine Learning Research*, 9:1647–1678, 2008.
- [15] G. Dall’Aglio. Sugli estremi dei momenti delle funzioni di ripartizione doppia. *Annali della Scuola Normale Superiore di Pisa - Classe di Scienze*, Ser. 3, 10(1-2):35–74, 1956.
- [16] E. del Barrio, E. Giné, and C. Matrán. Central Limit Theorems for the Wasserstein Distance Between the Empirical and the True Distributions. *Annals of Probability*, 27(2):1009–1071, 1999.
- [17] M. Delecroix, W. Härdle, and M. Hristache. Efficient estimation in single-index regression. Interdisciplinary Research Project 373: Quantification and Simulation of Economic Processes. SFB 373 Discussion Paper 37, Humboldt University of Berlin, 1997.
- [18] M. Delecroix and M. Hristache. M-estimateurs semi-paramétriques dans les modèles à direction révélatrice unique. *Bull. Belg. Math. Soc. Simon Stevin*, 6(2):161–185, 1999.
- [19] M. Delecroix, M. Hristache, and V. Patilea. On semiparametric M-estimation in single-index regression. *Journal of Statistical Planning and Inference*, 136(3):730–769, 2006.
- [20] P. Diaconis and D. Freedman. Asymptotics of graphical projection pursuit. *Ann. Statist.*, 12(3):793–815, 09 1984.
- [21] N. Duan and K.-C. Li. Slicing regression: a link-free regression method. *Ann. Statist.*, 19(2):505–530, 1991.
- [22] M. L. Eaton. A characterization of spherical distributions. *Journal of Multivariate Analysis*, 20(2):272–276, 1986.

- [23] S. Gaïffas and G. Lecué. Optimal rates and adaptation in the single-index model using aggregation. *Electron. J. Statist.*, 1:538–573, 2007.
- [24] R. Ganti, N. Rao, R. M. Willett, and R. Nowak. Learning single index models in high dimensions. arXiv:1506.08910, 2015.
- [25] L. Györfi, M. Kohler, A. Krzyżak, and H. Walk. *A Distribution-Free Theory of Nonparametric Regression*. Springer Series in Statistics. Springer, 2002.
- [26] P. Hall and K.-C. Li. On almost linearity of low dimensional projections from high dimensional data. *Ann. Statist.*, 21(2):867–889, 06 1993.
- [27] W. Härdle, P. Hall, and H. Ichimura. Optimal smoothing in single-index models. *Ann. Statist.*, 21(1):157–178, 03 1993.
- [28] W. Härdle and T. M. Stoker. Investigating smooth multiple regression by the method of average derivatives. *Journal of the American Statistical Association*, 84(408):986–995, 1989.
- [29] J. L. Horowitz. *Semiparametric Methods in Econometrics*. Lecture Notes in Statistics. Springer New York, 1998.
- [30] M. Hristache, A. Juditsky, J. Polzehl, and V. Spokoiny. Structure Adaptive Approach for Dimension Reduction. *Annals of Statistics*, 29(6):1537–1566, 2001.
- [31] M. Hristache, A. Juditsky, and V. Spokoiny. Direct estimation of the index coefficient in a single-index model. *Ann. Statist.*, 29(3):593–623, 06 2001.
- [32] H. Ichimura. Semiparametric least squares (SLS) and weighted SLS estimation of single-index models. *Journal of Econometrics*, 58(1):71–120, 1993.
- [33] S. M. Kakade, V. Kanade, O. Shamir, and A. T. Kalai. Efficient learning of generalized linear and single index models with isotonic regression. *Advances in Neural Information Processing Systems 24*, pages 927–935, 2011.
- [34] A. T. Kalai and R. Sastry. The isotron algorithm: High-dimensional isotonic regression. In *Proceedings of the 22nd Annual Conference on Learning Theory (COLT)*, 2009.
- [35] D. Kelker. Distribution theory of spherical distributions and a location-scale parameter generalization. *Sankhyā: The Indian Journal of Statistics, Series A (1961-2002)*, 32(4):419–430, 1970.
- [36] S. Kpotufe. k-nn regression adapts to local intrinsic dimension. *Advances in Neural Information Processing Systems 24*, pages 729–737, 2011.
- [37] S. Kpotufe and V. Garg. Adaptivity to local smoothness and dimension in kernel regression. *Advances in Neural Information Processing Systems 26*, pages 3075–3083, 2013.
- [38] S. Kuksin and A. Shirikyan. *Mathematics of Two-Dimensional Turbulence*. Cambridge Tracts in Mathematics. Cambridge University Press, 2012.
- [39] B. Li. *Sufficient Dimension Reduction: Methods and Applications with R*. Chapman & Hall/CRC Monographs on Statistics and Applied Probability. CRC Press, 2018.
- [40] B. Li and S. Wang. On Directional Regression for Dimension Reduction. *Journal of the American Statistical Association*, 102(479):997–1008, 2007.
- [41] B. Li, H. Zha, and F. Chiaromonte. Contour regression: A general approach to dimension reduction. *The Annals of Statistics*, 33(4):1580–1616, 2005.
- [42] K.-C. Li. Sliced inverse regression for dimension reduction. *Journal of the American Statistical Association*, 86(414):316–327, 1991.
- [43] W. Liao, M. Maggioni, and S. Vigogna. Learning adaptive multiscale approximations to data and functions near low-dimensional sets. In *2016 IEEE Information Theory Workshop (ITW)*, pages 226–230. IEEE, 2016.
- [44] W. Liao, M. Maggioni, and S. Vigogna. Multiscale regression on unknown manifolds. *ArXiv e-prints*, 2020.
- [45] R. J. Samworth, T. Wang, and Y. Yu. A useful variant of the Davis–Kahan theorem for statisticians. *Biometrika*, 102(2):315–323, 2014.

- [46] T. M. Stoker. Consistent estimation of scaled coefficient. *Econometrica*, pages 1461–1481, 1986.
- [47] C. J. Stone. Optimal global rates of convergence for nonparametric regression. *Ann. Statist.*, 10(4):1040–1053, 12 1982.
- [48] A. W. van der Vaart and J. Wellner. *Weak Convergence and Empirical Processes: With Applications to Statistics*. Springer Series in Statistics. Springer, 1996.
- [49] R. Vershynin. Introduction to the non-asymptotic analysis of random matrices. In Y. C. Eldar and G. Kutyniok, editors, *Compressed Sensing*, pages 210–268. Cambridge University Press, 2012.
- [50] R. Vershynin. *High-Dimensional Probability: An Introduction with Applications in Data Science*. Cambridge Series in Statistical and Probabilistic Mathematics. Cambridge University Press, 2018.
- [51] Y. Xia. Asymptotic distributions for two estimators of the single-index model. *Econometric Theory*, 22(6):1112–1137, 2006.
- [52] Y. Xia, H. Tong, W. K. Li, and L.-X. Zhu. An adaptive estimation of dimension reduction space. *Journal of the Royal Statistical Society. Series B (Statistical Methodology)*, 64(3):363–410, 2002.

Appendix A: Proof of Proposition 4

First, we set out some notation and exclude some low-probability events. In the case of (P1), we condition on $\|X_i\| \leq r$ for all i 's, which happens with probability higher than $1 - 2n \exp(-r^2/2R^2)$ thanks to assumption (X) and Lemma B.2. We define ρ to be the distribution of X , $\rho(\cdot | E)$ the conditional distribution of X given $X \in E$, and also conditioned on $\|X_i\| \leq r$ for all i 's in the case of (P1), and $\rho_v(\cdot | E)$ the push-forward of $\rho(\cdot | E)$ along $x \mapsto \langle v, x \rangle$. Let $u \in \{v, \hat{v}\}$; when a property is stated for u , it is meant to hold for both v and \hat{v} . We write

$$E_{j,k|u} = \{x \in \mathbb{R}^d : \langle u, x \rangle \in I_{j,k}\}.$$

We will restrict to the sets $E_{j,k|u}$ with

$$\rho(E_{j,k|u}) \gtrsim \varepsilon^2 / \#\mathcal{K}_j |f|_{\mathcal{C}^0}^2, \quad (\text{E1})$$

Indeed,

$$\begin{aligned} & \mathbb{E}_X[|\hat{f}_{j|v}(\langle \hat{v}, X \rangle) - \hat{f}_{j|\hat{v}}(\langle \hat{v}, X \rangle)|^2 \mathbb{1}\{\|X\| \leq r\}] \\ &= \sum_{k \in \mathcal{K}_j} \mathbb{E}_X[|\hat{f}_{j|v}(\langle \hat{v}, X \rangle) - \hat{f}_{j|\hat{v}}(\langle \hat{v}, X \rangle)|^2 \mathbb{1}\{X \in E_{j,k|\hat{v}} \cap B(0, r)\}], \end{aligned}$$

where the subsum of the terms in k with $\rho(E_{j,k|\hat{v}}) \cap B(0, r) \lesssim \varepsilon^2 / \#\mathcal{K}_j |f|_{\mathcal{C}^0}^2$ is bounded by ε^2 ; hence, we can restrict to $\rho(E_{j,k|\hat{v}}) \geq \rho(E_{j,k|\hat{v}} \cap B(0, r)) \gtrsim \varepsilon^2 / \#\mathcal{K}_j |f|_{\mathcal{C}^0}^2$. If we assume (P1), then $\rho(E_{j,k|v}) = \rho(E_{j,k|\hat{v}}) \gtrsim \varepsilon^2 / \#\mathcal{K}_j |f|_{\mathcal{C}^0}^2$ as well. Otherwise, if we assume (P2), we still have $\rho(E_{j,k|v}) \gtrsim |I_{j,k}| > 1 / \#\mathcal{K}_j \gtrsim \varepsilon^2 / \#\mathcal{K}_j |f|_{\mathcal{C}^0}^2$.

We further condition on the event

$$\#E_{j,k|u} \gtrsim n \rho(E_{j,k|u}) \text{ for all } k\text{'s}, \quad (\text{E2})$$

which has probability at least $1 - C \#\mathcal{K}_j \exp(-c n \varepsilon^2 / \#\mathcal{K}_j |f|_{\mathcal{C}^0}^2)$, thanks to Lemma B.1 and (E1). Also recall that we are conditioning on

$$\|\hat{v} - v\| \leq t 2^{-j}. \quad (\text{E3})$$

For two probability measures μ and ν , we define the Kantorovich distance

$$K_\alpha(\mu, \nu) = \sup_{g \in \mathcal{C}^\alpha, |g|_{\mathcal{C}^\alpha} \leq 1} \int g(x) d(\mu - \nu)(x).$$

The proof goes through a series of decompositions into statistics that are defined in Table 4 and whose concentration properties are stated in Lemma A.1.

Table 4. Statistics used in the decompositions of the proof of Proposition 4.

$\hat{y}_{j,k u} = \frac{1}{\#E_{j,k u}} \sum_i Y_i \mathbb{1}\{X_i \in E_{j,k u}\}$	
$\tilde{y}_{j,k u} = \frac{1}{\#E_{j,k u}} \sum_i F(X_i) \mathbb{1}\{X_i \in E_{j,k u}\}$	$\bar{y}_{j,k u} = \mathbb{E}[F(X) \mid X \in E_{j,k u}]$
$\hat{\zeta}_{j,k u} = \frac{1}{\#E_{j,k u}} \sum_i \zeta_i \mathbb{1}\{X_i \in E_{j,k u}\}$	
$\hat{x}_{j,k u} = \frac{1}{\#E_{j,k u}} \sum_i X_i \mathbb{1}\{X_i \in E_{j,k u}\}$	$\bar{x}_{j,k u} = \mathbb{E}[X \mid X \in E_{j,k u}]$
$\hat{\beta}_{j,k u} = \frac{\sum_i \langle u, X_i - \hat{x}_{j,k u} \rangle (Y_i - \hat{y}_{j,k u}) \mathbb{1}\{X_i \in E_{j,k u}\}}{\sum_i \langle u, X_i - \hat{x}_{j,k u} \rangle ^2 \mathbb{1}\{X_i \in E_{j,k u}\}}$	
$\hat{q}_{j,k u} = \frac{1}{\#E_{j,k u}} \sum_i \langle u, X_i - \hat{x}_{j,k u} \rangle (F(X_i) - \tilde{y}_{j,k u}) \mathbb{1}\{X_i \in E_{j,k u}\}$	
$\tilde{q}_{j,k u} = \frac{1}{\#E_{j,k u}} \sum_i \langle v, X_i - \bar{x}_{j,k v} \rangle (F(X_i) - \bar{y}_{j,k v}) \mathbb{1}\{X_i \in E_{j,k u}\}$	$q_{j,k u} = \mathbb{E}[\langle v, X - \bar{x}_{j,k v} \rangle (F(X) - \bar{y}_{j,k v}) \mid X \in E_{j,k u}]$
$\hat{s}_{j,k u} = \frac{1}{\#E_{j,k u}} \sum_i \langle u, X_i - \hat{x}_{j,k u} \rangle ^2 \mathbb{1}\{X_i \in E_{j,k u}\}$	
$\tilde{s}_{j,k u} = \frac{1}{\#E_{j,k u}} \sum_i \langle v, X_i - \bar{x}_{j,k v} \rangle ^2 \mathbb{1}\{X_i \in E_{j,k u}\}$	$s_{j,k u} = \text{Var}[\langle v, X \rangle \mid X \in E_{j,k u}]$
$\hat{z}_{j,k u} = \frac{1}{\#E_{j,k u}} \sum_i \langle u, X_i - \hat{x}_{j,k u} \rangle \zeta_i \mathbb{1}\{X_i \in E_{j,k u}\}$	

Lemma A.1. *Under the assumptions of Proposition 4 and adopting the definitions in Table 4, for all k 's satisfying (E1) and conditioned on (E2) and (E3) we have*

- (a) $\mathbb{P}\left\{|\hat{\zeta}_{j,k|u}| > \frac{\varepsilon}{\sqrt{\#\mathcal{K}_j \rho(E_{j,k|u})}}\right\} \lesssim \exp(-c n \varepsilon^2 / \#\mathcal{K}_j \sigma^2)$
- (b) $\mathbb{P}\left\{|\tilde{y}_{j,k|u} - \bar{y}_{j,k|u}| > t^{-1} \frac{\varepsilon}{\sqrt{\#\mathcal{K}_j \rho(E_{j,k|u})}}\right\} \lesssim \exp(-c n \varepsilon^2 / \#\mathcal{K}_j t^2 |f|_{\mathcal{C}^0}^2)$
- (c) $|\hat{q}_{j,k|v}| \leq |f|_{\mathcal{C}^1} r^2 2^{-2j} \quad |\hat{q}_{j,k|\hat{v}}| \lesssim t |f|_{\mathcal{C}^1} r^2 2^{-2j} \quad (\alpha = 1)$
- (d) $\mathbb{P}\{\hat{s}_{j,k|u} \lesssim t r^2 2^{-2j}\} \lesssim \exp(-c n \varepsilon^2 / \#\mathcal{K}_j t^2 |f|_{\mathcal{C}^0}^2)$
- (e) $\mathbb{P}\left\{|\hat{z}_{j,k|u}| \gtrsim t^{-1} r 2^{-j} \frac{\varepsilon}{\sqrt{\#\mathcal{K}_j \rho(E_{j,k|u})}}\right\} \lesssim \exp(-c n \varepsilon^2 / \#\mathcal{K}_j t^2 \sigma^2)$
- (f) $\mathbb{P}\left\{|\langle v, \hat{x}_{j,k|u} - \bar{x}_{j,k|v} \rangle| > t^{-1} |f|_{\mathcal{C}^1}^{-1} \frac{\varepsilon}{\sqrt{\#\mathcal{K}_j \rho(E_{j,k|u})}}\right\} \lesssim \exp(-c n \varepsilon^2 / \#\mathcal{K}_j t^2 |f|_{\mathcal{C}^1}^2 r^2)$
- (g) $\mathbb{P}\{|\tilde{q}_{j,k|u} - q_{j,k|u}| > r 2^{-j} \frac{\varepsilon}{\sqrt{\#\mathcal{K}_j \rho(E_{j,k|u})}}\} \lesssim \exp(-c n \varepsilon^2 / \#\mathcal{K}_j t^2 |f|_{\mathcal{C}^1}^2 r^2)$

Proof. (a). Follows directly from [49, Proposition 5.10], exploiting (E1) and (E2).

(b). By the Bernstein inequality (along with (E1) and (E2)), we get

$$\mathbb{P}\{|\tilde{y}_{j,k|u} - \bar{y}_{j,k|u}| > \varepsilon / \sqrt{\#\mathcal{K}_j \rho(E_{j,k|u})}\} \lesssim \exp\left(-c \frac{n \rho(E_{j,k|u}) \frac{\varepsilon^2}{\#\mathcal{K}_j \rho(E_{j,k|u})}}{|f|_{\mathcal{C}^0}^2 + |f|_{\mathcal{C}^0} \frac{\varepsilon}{\sqrt{\#\mathcal{K}_j \rho(E_{j,k|u})}}}\right)$$

$$= \exp\left(-c \frac{n\varepsilon^2/\#\mathcal{K}_j}{|f|_{\mathcal{C}^0}^2 + |f|_{\mathcal{C}^0} \frac{\varepsilon}{\sqrt{\#\mathcal{K}_j \rho(E_{j,k|u})}}}\right) \leq \exp(-c n\varepsilon^2/\#\mathcal{K}_j |f|_{\mathcal{C}^0}^2).$$

(c). Follows by definition and condition (E3).

(d). We decompose

$$\begin{aligned} |\widehat{s}_{j,k|u} - s_{j,k|v}| &\leq \left| \frac{1}{\#E_{j,k|u}} \sum_i \langle u, \bar{x}_{j,k|v} - \widehat{x}_{j,k|u} \rangle \langle u, X_i - \widehat{x}_{j,k|u} \rangle \mathbb{1}\{X_i \in E_{j,k|u}\} \right| \\ &\quad + \left| \frac{1}{\#E_{j,k|u}} \sum_i \langle u, X_i - \bar{x}_{j,k|v} \rangle \langle u, \bar{x}_{j,k|v} - \widehat{x}_{j,k|u} \rangle \mathbb{1}\{X_i \in E_{j,k|u}\} \right| \\ &\quad + \left| \frac{1}{\#E_{j,k|u}} \sum_i \langle u - v, X_i - \bar{x}_{j,k|v} \rangle \langle u, X_i - \bar{x}_{j,k|v} \rangle \mathbb{1}\{X_i \in E_{j,k|u}\} \right| \\ &\quad + \left| \frac{1}{\#E_{j,k|u}} \sum_i \langle v, X_i - \bar{x}_{j,k|v} \rangle \langle u - v, X_i - \bar{x}_{j,k|v} \rangle \mathbb{1}\{X_i \in E_{j,k|u}\} \right| \\ &\quad + |\widetilde{s}_{j,k|u} - s_{j,k|u}| \\ &\quad + |s_{j,k|u} - s_{j,k|v}|. \end{aligned}$$

Using the Bernstein inequality (with (E1) and (E2)), condition (E3), and Lemma B.5 we obtain $|\widehat{s}_{j,k|u} - s_{j,k|v}| \lesssim tr^2 2^{-2j}$, and hence $\widehat{s}_{j,k|u} \gtrsim tr^2 2^{-2j}$ by (R), with probability higher than $1 - C \exp(-c n\varepsilon^2/\#\mathcal{K}_j t^2 |f|_{\mathcal{C}^0}^2)$.

(e). Follows from [6, Theorem 3.1], (E1) and (E2).

(f). Follows by the Bernstein inequality (with (E1) and (E2)).

(g). Follows by the Bernstein inequality (with (E1), (E2)) and condition (E3). \square

We can now work to establish the main bound of Proposition 4. Let $x \in B(0, r)$, and let k be the index such that $\langle \widehat{v}, x \rangle \in I_{j,k}$. Then

$$\widehat{f}_{j|\widehat{v}}(\langle \widehat{v}, x \rangle) - \widehat{f}_{j|v}(\langle \widehat{v}, x \rangle) = \widehat{f}_{j,k|\widehat{v}}(\langle \widehat{v}, x \rangle) - \widehat{f}_{j,k|v}(\langle \widehat{v}, x \rangle),$$

where

$$\widehat{f}_{j,k|u}(t) = \widehat{y}_{j,k|u} + \widehat{\beta}_{j,k|u}(t - \langle u, \widehat{x}_{j,k|u} \rangle)$$

defines our local empirical estimator with respect to the oracle direction ($u = v$), and the estimated direction ($u = \widehat{v}$). Let us separate the constant and the linear components:

$$|\widehat{f}_{j,k|\widehat{v}}(\langle \widehat{v}, x \rangle) - \widehat{f}_{j,k|v}(\langle \widehat{v}, x \rangle)| \leq C + L,$$

$$C = |\widehat{y}_{j,k|\widehat{v}} - \widehat{y}_{j,k|v}| \quad L = |\widehat{\beta}_{j,k|\widehat{v}}(\langle \widehat{v}, x - \widehat{x}_{j,k|\widehat{v}} \rangle) - \widehat{\beta}_{j,k|v}(\langle \widehat{v}, x \rangle - \langle v, \widehat{x}_{j,k|v} \rangle)|.$$

We first approach the constant part. We have

$$C \leq |\widehat{\zeta}_{j,k|\widehat{v}}| + |\widetilde{y}_{j,k|\widehat{v}} - \overline{y}_{j,k|\widehat{v}}| + |\overline{y}_{j,k|\widehat{v}} - \overline{y}_{j,k|v}| + |\overline{y}_{j,k|v} - \widetilde{y}_{j,k|v}| + |\widehat{\zeta}_{j,k|v}|.$$

Now,

$$\mathbb{P}\{|\hat{\zeta}_{j,k|u}| > \varepsilon / \sqrt{\#\mathcal{K}_j \rho(E_{j,k|u})}\} \lesssim \exp(-c n \varepsilon^2 / \#\mathcal{K}_j \sigma^2)$$

and

$$\mathbb{P}\{|\tilde{y}_{j,k|u} - \bar{y}_{j,k|u}| > \varepsilon / \sqrt{\#\mathcal{K}_j \rho(E_{j,k|u})}\} \lesssim \exp(-c n \varepsilon^2 / \#\mathcal{K}_j |f|_{\mathcal{C}^0}^2)$$

by Lemma A.1(a) and (b). In view of [38, Proposition 1.2.6] (bounding K_α in terms of W_1) and the Kantorovich–Rubinstein duality for W_1 , we have

$$\begin{aligned} |\bar{y}_{j,k|\hat{v}} - \bar{y}_{j,k|v}| &\leq |f|_{\mathcal{C}^\alpha} K_\alpha(\rho_v(\cdot | E_{j,k|\hat{v}}), \rho_v(\cdot | E_{j,k|v})) \\ &\leq |f|_{\mathcal{C}^\alpha} \left(W_1(\rho_v(\cdot | E_{j,k|\hat{v}}), \rho_v(\cdot | E_{j,k|v})) \right)^{\frac{1}{2-\alpha}} \\ &\lesssim |f|_{\mathcal{C}^\alpha} r^{\frac{1}{2-\alpha}} \|\hat{v} - v\|^{\frac{1}{2-\alpha}}, \end{aligned}$$

where in the last inequality we have used Lemma B.5.

We now take care of the linear part, for which we can assume $\alpha = 1$. We split

$$L \leq L_1 + L_2 + L_3,$$

where

$$\begin{aligned} L_1 &= |\hat{\beta}_{j,k|v}| |\langle v - \hat{v}, x \rangle| \\ L_2 &= |\hat{\beta}_{j,k|\hat{v}}| |\langle \hat{v}, x - \hat{x}_{j,k|\hat{v}} \rangle - \langle v, x - \hat{x}_{j,k|v} \rangle| \\ L_3 &= |\hat{\beta}_{j,k|\hat{v}} - \hat{\beta}_{j,k|v}| |\langle v, x - \hat{x}_{j,k|v} \rangle|. \end{aligned}$$

We have

$$\begin{aligned} |\hat{\beta}_{j,k|u}| &\leq \hat{s}_{j,k|u}^{-1} \left(|\hat{q}_{j,k|u}| + |\hat{z}_{j,k|u}| \right) \\ |\hat{\beta}_{j,k|\hat{v}} - \hat{\beta}_{j,k|v}| &\leq \hat{s}_{j,k|\hat{v}}^{-1} |\hat{q}_{j,k|\hat{v}} - \hat{q}_{j,k|v}| + \hat{s}_{j,k|\hat{v}}^{-1} \hat{s}_{j,k|v}^{-1} |\hat{s}_{j,k|\hat{v}} - \hat{s}_{j,k|v}| |\hat{q}_{j,k|v}| \\ &\quad + \hat{s}_{j,k|\hat{v}}^{-1} |\hat{z}_{j,k|\hat{v}}| + \hat{s}_{j,k|v}^{-1} |\hat{z}_{j,k|v}|. \end{aligned}$$

Using Lemma A.1(d), (c) and (e), we get

$$\begin{aligned} |\hat{\beta}_{j,k|v}| &\leq |f|_{\mathcal{C}^1} + t^{-1} r^{-1} 2^j \frac{\varepsilon}{\sqrt{\#\mathcal{K}_j \rho(E_{j,k|\hat{v}})}} \\ |\hat{\beta}_{j,k|\hat{v}}| &\leq t |f|_{\mathcal{C}^1} + t^{-1} r^{-1} 2^j \frac{\varepsilon}{\sqrt{\#\mathcal{K}_j \rho(E_{j,k|\hat{v}})}} \\ |\hat{\beta}_{j,k|\hat{v}} - \hat{\beta}_{j,k|v}| &\lesssim t^{-1} r^{-2} 2^{2j} |\hat{q}_{j,k|\hat{v}} - \hat{q}_{j,k|v}| + t^{-1} r^{-2} 2^{2j} |f|_{\mathcal{C}^1} |\hat{s}_{j,k|\hat{v}} - \hat{s}_{j,k|v}| \\ &\quad + t^{-1} r^{-1} 2^j \frac{\varepsilon}{\sqrt{\#\mathcal{K}_j \rho(E_{j,k|\hat{v}})}} \end{aligned}$$

with probability higher than $1 - C \exp(-c n \varepsilon^2 / \#\mathcal{K}_j t^2 |f|_{\mathcal{C}_0}^2)$. Hence

$$\begin{aligned}
L_1 &\leq |f|_{\mathcal{C}^1} r \|\widehat{v} - v\| + \frac{\varepsilon}{\sqrt{\#\mathcal{K}_j \rho(E_{j,k|\widehat{v}})}} \\
L_2 &\leq t |f|_{\mathcal{C}^1} \left(|\langle \widehat{v} - v, x \rangle| + |\langle v, \widehat{x}_{j,k|v} - \widehat{x}_{j,k|\widehat{v}} \rangle| + |\langle v - \widehat{v}, \widehat{x}_{j,k|\widehat{v}} \rangle| \right) \\
&\quad + t^{-1} r^{-1} 2^j \frac{\varepsilon}{\sqrt{\#\mathcal{K}_j \rho(E_{j,k|\widehat{v}})}} \left(|\langle \widehat{v}, x - \widehat{x}_{j,k|\widehat{v}} \rangle| + |\langle v, x - \widehat{x}_{j,k|v} \rangle| \right) \\
&\lesssim t |f|_{\mathcal{C}^1} \left(r \|\widehat{v} - v\| + |\langle v, \widehat{x}_{j,k|v} - \widehat{x}_{j,k|\widehat{v}} \rangle| \right) \\
&\quad + \frac{\varepsilon}{\sqrt{\#\mathcal{K}_j \rho(E_{j,k|\widehat{v}})}} \\
L_3 &\leq r^{-1} 2^j |\widehat{q}_{j,k|\widehat{v}} - \widehat{q}_{j,k|v}| + |f|_{\mathcal{C}^1} r^{-1} 2^j |\widehat{s}_{j,k|\widehat{v}} - \widehat{s}_{j,k|v}| + \frac{\varepsilon}{\sqrt{\#\mathcal{K}_j \rho(E_{j,k|\widehat{v}})}}
\end{aligned}$$

with probability higher than $1 - C \exp(-c n \varepsilon^2 / \#\mathcal{K}_j t^2 |f|_{\mathcal{C}_0}^2)$. Now,

$$|\langle v, \widehat{x}_{j,k|\widehat{v}} - \widehat{x}_{j,k|v} \rangle| \leq |\langle v, \widehat{x}_{j,k|\widehat{v}} - \bar{x}_{j,k|\widehat{v}} \rangle| + |\langle v, \bar{x}_{j,k|\widehat{v}} - \bar{x}_{j,k|v} \rangle| + |\langle v, \bar{x}_{j,k|v} - \widehat{x}_{j,k|v} \rangle|,$$

where, by Lemma A.1(f),

$$|\langle v, \widehat{x}_{j,k|u} - \bar{x}_{j,k|u} \rangle| \leq t^{-1} |f|_{\mathcal{C}^1}^{-1} \frac{\varepsilon}{\sqrt{\#\mathcal{K}_j \rho(I_{j,k|u})}}$$

with probability higher than $1 - C \exp(-c n \varepsilon^2 / \#\mathcal{K}_j t^2 |f|_{\mathcal{C}^1}^2)$, and, thanks to Lemma B.5,

$$|\langle v, \bar{x}_{j,k|\widehat{v}} - \bar{x}_{j,k|v} \rangle| \leq W_1(\rho_v(\cdot | E_{j,k|\widehat{v}}), \rho_v(\cdot | E_{j,k|v})) \lesssim r \|\widehat{v} - v\|.$$

We are now left to estimate $|\widehat{q}_{j,k|\widehat{v}} - \widehat{q}_{j,k|v}|$ and $|\widehat{s}_{j,k|\widehat{v}} - \widehat{s}_{j,k|v}|$. First, we break down $|\widehat{q}_{j,k|\widehat{v}} - \widehat{q}_{j,k|v}| \leq \sum_{a=1}^8 Q_a$, where

$$\begin{aligned}
Q_1 &= \left| \frac{1}{\#E_{j,k|\widehat{v}}} \sum_i \langle \widehat{v}, \bar{x}_{j,k|v} - \widehat{x}_{j,k|\widehat{v}} \rangle (F(X_i) - \widetilde{y}_{j,k|\widehat{v}}) \mathbb{1}\{X_i \in E_{j,k|\widehat{v}}\} \right| \\
Q_2 &= \left| \frac{1}{\#E_{j,k|\widehat{v}}} \sum_i \langle \widehat{v} - v, X_i - \bar{x}_{j,k|v} \rangle (F(X_i) - \widetilde{y}_{j,k|\widehat{v}}) \mathbb{1}\{X_i \in E_{j,k|\widehat{v}}\} \right| \\
Q_3 &= \left| \frac{1}{\#E_{j,k|\widehat{v}}} \sum_i \langle v, X_i - \bar{x}_{j,k|v} \rangle (\bar{y}_{j,k|v} - \widetilde{y}_{j,k|\widehat{v}}) \mathbb{1}\{X_i \in E_{j,k|\widehat{v}}\} \right| \\
Q_4 &= |\widetilde{q}_{j,k|\widehat{v}} - q_{j,k|\widehat{v}}| \\
Q_5 &= |q_{j,k|\widehat{v}} - q_{j,k|v}| \\
Q_6 &= |q_{j,k|v} - \widetilde{q}_{j,k|v}|
\end{aligned}$$

$$Q_7 = \left| \frac{1}{\#E_{j,k|v}} \sum_i \langle v, \hat{x}_{j,k|v} - \bar{x}_{j,k|v} \rangle (F(X_i) - \bar{y}_{j,k|v}) \mathbb{1}\{X_i \in E_{j,k|v}\} \right|$$

$$Q_8 = \left| \frac{1}{\#E_{j,k|v}} \sum_i \langle v, X_i - \hat{x}_{j,k|v} \rangle (\tilde{y}_{j,k|v} - \bar{y}_{j,k|v}) \mathbb{1}\{X_i \in E_{j,k|v}\} \right|.$$

We bound the terms T_i 's as follows.

Q_1 .

$$Q_1 \leq |\langle \hat{v}, \bar{x}_{j,k|\hat{v}} - \hat{x}_{j,k|\hat{v}} \rangle| \frac{1}{\#E_{j,k|\hat{v}}} \sum_i |F(X_i) - \tilde{y}_{j,k|\hat{v}}| \mathbb{1}\{X_i \in E_{j,k|\hat{v}}\}$$

with $|F(X_i) - \tilde{y}_{j,k|\hat{v}}| \lesssim t|f|_{\mathcal{C}^1} r 2^{-j}$. Hence

$$\begin{aligned} r^{-1} 2^j Q_1 &\leq t|f|_{\mathcal{C}^1} |\langle \hat{v}, \hat{x}_{j,k|\hat{v}} - \bar{x}_{j,k|v} \rangle| \\ &\leq t|f|_{\mathcal{C}^1} (|\langle v, \hat{x}_{j,k|\hat{v}} - \bar{x}_{j,k|v} \rangle| + |\langle v, \bar{x}_{j,k|\hat{v}} - \bar{x}_{j,k|v} \rangle| + r\|\hat{v} - v\|), \end{aligned}$$

where

$$\mathbb{P}\{|\langle v, \hat{x}_{j,k|\hat{v}} - \bar{x}_{j,k|\hat{v}} \rangle| > t^{-1}|f|_{\mathcal{C}^1} \frac{\varepsilon}{\sqrt{\#\mathcal{K}_j \rho(E_{j,k|\hat{v}})}}\} \lesssim \exp\left(-c n \varepsilon^2 / \#\mathcal{K}_j t^2 |f|_{\mathcal{C}^1}^2 r^2\right)$$

by Lemma A.1(f), and

$$|\langle v, \bar{x}_{j,k|\hat{v}} - \bar{x}_{j,k|v} \rangle| \leq W_1(\rho_v(\cdot | E_{j,k|\hat{v}}), \rho_v(\cdot | E_{j,k|v})) \lesssim r\|\hat{v} - v\|$$

by Lemma B.5.

Q_2 . $Q_2 \lesssim 2^{-j} t|f|_{\mathcal{C}^1} r^2 \|\hat{v} - v\|$, hence $r^{-1} 2^j Q_2 \leq t|f|_{\mathcal{C}^1} r \|\hat{v} - v\|$.

Q_3 .

$$Q_3 \leq \frac{1}{\#I_{j,k|\hat{v}}} \sum_i |\langle v, X_i - \bar{x}_{j,k|v} \rangle| |\bar{y}_{j,k|v} - \tilde{y}_{j,k|\hat{v}}| \mathbb{1}\{X_i \in E_{j,k|\hat{v}}\}$$

with $|\langle v, X_i - \bar{x}_{j,k|v} \rangle| \lesssim t r 2^{-j}$. Hence

$$r^{-1} 2^j Q_3 \leq t |\tilde{y}_{j,k|\hat{v}} - \bar{y}_{j,k|v}| \leq t (|\tilde{y}_{j,k|\hat{v}} - \bar{y}_{j,k|\hat{v}}| + |\bar{y}_{j,k|\hat{v}} - \bar{y}_{j,k|v}|),$$

where

$$\mathbb{P}\{|\tilde{y}_{j,k|\hat{v}} - \bar{y}_{j,k|\hat{v}}| > t^{-1} \frac{\varepsilon}{\sqrt{\#\mathcal{K}_j \rho(I_{j,k|\hat{v}})}}\} \leq C \exp\left(-c n \varepsilon^2 / \#\mathcal{K}_j t^2 |f|_{\mathcal{C}^0}^2\right)$$

by Lemma A.1(b), and

$$|\bar{y}_{j,k|\hat{v}} - \bar{y}_{j,k|v}| \leq |f|_{\mathcal{C}^1} W_1(\rho(\cdot | I_{j,k|\hat{v}}), \rho(\cdot | I_{j,k|v})) \lesssim |f|_{\mathcal{C}^1} r \|\hat{v} - v\|$$

by Lemma B.5.

Q_4 and Q_6 . We apply Lemma A.1(g).

Q_5 .

$$Q_5 = \left| \int g(t) (d\rho_v(t | E_{j,k|\hat{v}}) - d\rho_v(t | E_{j,k|v})) \right|$$

where $g(t) = (t - \langle v, \bar{x}_{j,k|v} \rangle)(f(t) - \bar{y}_{j,k|v})$ is Lipschitz of constant $\lesssim t|f|_{\mathcal{C}^1} 2^{-j} r$:

$$|g(t) - g(s)| \leq |t - s| |f(t) - \bar{y}_{j,k|v}| + |s - \langle v, \bar{x}_{j,k|v} \rangle| |f(t) - f(s)| \lesssim t|f|_{\mathcal{C}^1} r 2^{-j} |t - s|.$$

Thus, by Lemma B.5,

$$r^{-1} 2^j Q_5 \lesssim t|f|_{\mathcal{C}^1} W_1(\rho_v(\cdot | E_{j,k|\hat{v}}) - \rho_v(\cdot | E_{j,k|v})) \lesssim t|f|_{\mathcal{C}^1} r \|\hat{v} - v\|.$$

Q₇. We apply Lemma A.1(f) on $Q_7 \leq |\langle v, \hat{x}_{j,k|v} - \bar{x}_{j,k|v} \rangle| |f|_{\mathcal{C}^1} r 2^{-j}$.

Q₈. We apply Lemma A.1(b) on $Q_8 \leq r 2^{-j} |\hat{y}_{j,k|v} - \bar{y}_{j,k|v}|$.

The quantity $|\hat{s}_{j,k|\hat{v}} - \hat{s}_{j,k|v}|$ can be estimated through an analogous decomposition. We can finally put all the terms together and take the union bound over \mathcal{K}_j , which completes the proof. \square

Appendix B: Proofs of technical results

In our proofs, we make use of the following Lemma to ensure that we have enough local samples, or to concentrate the empirical measure on the underlying distribution.

Lemma B.1. *Let X be a random variable, and let X_1, \dots, X_n be independent copies of X . Given a measurable set E , define $\rho(E) = \mathbb{P}\{X \in E\}$ and $\hat{\rho}(E) = n^{-1} \sum_i \mathbb{1}\{X_i \in E\}$. Then*

$$\mathbb{P}\{|\hat{\rho}(E) - \rho(E)| > t\} \leq 2 \exp\left(-\frac{nt^2/2}{\rho(E) + t/3}\right).$$

In particular, for $t = \rho(E)/2$ we have

$$\mathbb{P}\left\{\hat{\rho}(E) \notin \left[\frac{1}{2}\rho(E), \frac{3}{2}\rho(E)\right]\right\} \leq \mathbb{P}\left\{|\hat{\rho}(E) - \rho(E)| > \frac{1}{2}\rho(E)\right\} \leq 2 \exp\left(-\frac{3}{28}n\rho(E)\right).$$

Proof. The bound follows by a direct application of the Bernstein inequality to the random variables $\mathbb{1}\{X_i \in E\}$. \square

When working with possibly unbounded distributions, we need some control on their tails. A common choice is to assume sub-Gaussian decay. We recall that a random variable X is sub-Gaussian of variance proxy R^2 if

$$\mathbb{P}\{|X| > t\} \leq 2 \exp\left(-\frac{t^2}{2R^2}\right).$$

A random vector $X \in \mathbb{R}^d$ is sub-Gaussian if $\langle u, X \rangle$ is sub-Gaussian for every $u \in \mathbb{S}^{d-1}$. In particular, bounded and normal distributions are sub-Gaussian.

Lemma B.2. *Let $X \in \mathbb{R}^d$ be a sub-Gaussian vector with variance proxy R^2 . Then*

$$\mathbb{P}\{\|X\| > t\} \leq 2 \exp\left(-\frac{t^2}{2dR^2}\right).$$

Proof. Let X_k be the k -th coordinate of X . Then

$$\mathbb{E} \left[\exp \left(\frac{\|X\|^2}{2dR^2} \right) \right] = \mathbb{E} \left[\prod_{k=1}^d \exp \left(\frac{|X_k|^2}{2dR^2} \right) \right] \leq \left(\prod_{k=1}^d \mathbb{E} \left[\exp \left(\frac{|X_k|^2}{2R^2} \right) \right] \right)^{1/d} \leq 2.$$

The result follows from [50, Proposition 2.5.2]. \square

The lemma below shows that most samples from a d -dimensional sub-Gaussian distribution of variance proxy R^2 fall into a ball of radius $\sqrt{d}R$.

Lemma B.3. *Let X_1, \dots, X_n be independent copies of a sub-Gaussian vector $X \in \mathbb{R}^d$ with variance proxy R^2 . Then, for every $\alpha \geq 2$ and $\beta \in (0, 1)$,*

$$\mathbb{P} \left\{ \#B(0, \sqrt{2d \log(2\alpha)R}) < \left(1 - \frac{1}{\alpha}\right) \beta n \right\} \leq 2e^{-\left(1 - \frac{1}{\alpha}\right) \frac{(1-\beta)^2/2}{1+(1-\beta)/3} n}.$$

Proof. Let $B = B(0, \sqrt{2d \log(2\alpha)R})$ and $\rho(B) = \mathbb{P}\{X \in B\}$. Lemma B.2 gives

$$\rho(B) \geq 1 - 2 \exp(-\log(2\alpha)) = \left(1 - \frac{1}{\alpha}\right).$$

An application of Lemma B.1 with $t = (1 - \beta)\rho(B)$ yields

$$\begin{aligned} \mathbb{P} \left\{ \#B < \left(1 - \frac{1}{\alpha}\right) \beta n \right\} &\leq \mathbb{P} \left\{ \#B < \beta \rho(B)n \right\} \\ &\leq 2 \exp \left(-\frac{(1-\beta)^2/2}{1+(1-\beta)/3} \rho(B)n \right) \leq 2 \exp \left(-\left(1 - \frac{1}{\alpha}\right) \frac{(1-\beta)^2/2}{1+(1-\beta)/3} n \right). \end{aligned} \quad \square$$

We often carry out the following integration to obtain expectation bounds from bounds in probability.

Lemma B.4. *Let X be a random variable. Suppose there are $p \in [1, 2]$, $a \geq e$ and $b > 0$ such that $\mathbb{P}\{|X| > \varepsilon\} \leq ae^{-b\varepsilon^{2p}}$ for every $\varepsilon > 0$. Then $\mathbb{E}|X|^2 \leq \left(\frac{\log a}{b}\right)^{1/p}$.*

Proof. Integrating over $\varepsilon > 0$ we get $\mathbb{E}|X|^2 \leq \int_0^{\varepsilon_0} \varepsilon d\varepsilon + \int_{\varepsilon_0}^{\infty} ae^{-b\varepsilon^{2p}} \varepsilon d\varepsilon$ with $\varepsilon_0 = (\log a/b)^{1/2p}$. The first integral is equal to $\frac{1}{2}(\log a/b)^{1/p}$, while the substitution $b\varepsilon^{2p} \rightarrow \varepsilon$ in the second integral gives

$$\frac{a}{2p} \int_{\log a}^{\infty} \varepsilon^{1/p-1} e^{-\varepsilon} d\varepsilon \left(\frac{1}{b}\right)^{1/p} \leq \frac{a}{2} \int_{\log a}^{\infty} e^{-\varepsilon} d\varepsilon \left(\frac{1}{b}\right)^{1/p} = \frac{1}{2} \left(\frac{1}{b}\right)^{1/p}. \quad \square$$

In the proof of Proposition 4 we use the following bound on the 1st Wasserstein distance W_1 between two conditional distributions.

Lemma B.5. *Let ρ be a probability distribution in \mathbb{R}^d , $v, w \in \mathbb{S}^{d-1}$, $P_u x = \langle u, x \rangle$ and $I \subset \mathbb{R}$ an interval with $\rho(P_u^{-1}I) > 0$ for $u \in \{v, w\}$.*

(a) *Suppose ρ is spherical. Then*

$$W_1(\rho(x \mid P_v x \in I), \rho(x \mid P_w x \in I)) \lesssim \sin(\angle(v, w)) \mathbb{E}_{X \sim \rho}[\|X\| \mid P_v X \in I].$$

(b) Suppose ρ has an upper bounded density and $\rho(P_v^{-1}I) \gtrsim |I|$, and let $P_{u\#}$ denote the push-forward. Then

$$W_1(P_{v\#}\rho(x \mid P_v x \in I), P_{w\#}\rho(x \mid P_w x \in I)) \lesssim \sin(\angle(v, w)) \text{diam}(\text{supp } \rho).$$

Proof. Let X be a random vector distributed according to ρ , and let $\theta = \angle(v, w)$. If ρ is spherical, then

$$\rho(x \mid P_w x \in I) = \rho(Rx \mid P_v x \in I),$$

where R is a rotation of angle θ . Hence,

$$\begin{aligned} W_1(\rho(x \mid P_v x \in I), \rho(x \mid P_w x \in I)) &= \int \|x - Rx\| d\rho(x \mid P_v x \in I) \\ &= 2 \sin(\theta/2) \mathbb{E}[\|X\| \mid P_v X \in I]. \end{aligned}$$

Assume now the absolutely continuous case. Let

$$\mu = P_{v\#}\rho(x \mid P_v x \in I), \quad \nu = P_{w\#}\rho(x \mid P_w x \in I).$$

By virtue of [15, Teorema 1] ([16, Equation (1.2)]), we have

$$W_1(\mu, \nu) = \int_{-\infty}^{+\infty} |M(t) - N(t)| dt$$

with

$$M(t) = \mathbb{P}\{P_v X \leq t \mid P_v X \in I\}, \quad N(t) = \mathbb{P}\{P_w X \leq t \mid P_w X \in I\}.$$

Let $J' = P_v(\partial P_w^{-1}I \cap \text{supp } \rho)$, where ∂ denotes the boundary, and let $J = I \setminus J'$. Then

$$\int_{-\infty}^{+\infty} |M(t) - N(t)| dt \leq |J'| + \int_J |M(t) - N(t)| dt.$$

The first term is bounded as $|J'| \lesssim \sin(\theta) \text{diam}(\text{supp } \rho)$. For the second term, define

$$I_u = P_u^{-1}I, \quad I_{u,t} = P_v^{-1}(-\infty, t] \cap P_u^{-1}I \quad u \in \{v, w\},$$

and note that $\rho(I_{u,t}) \leq \rho(I_u)$. Then

$$\begin{aligned} |M(t) - N(t)| &= \left| \frac{\rho(I_{v,t})}{\rho(I_v)} - \frac{\rho(I_{w,t})}{\rho(I_w)} \right| \leq \frac{\rho(I_w)|\rho(I_{v,t}) - \rho(I_{w,t})| + |\rho(I_w) - \rho(I_v)|\rho(I_{w,t})}{\rho(I_v)\rho(I_w)} \\ &\leq \rho(I_v)^{-1} (|\rho(I_{v,t}) - \rho(I_{w,t})| + |\rho(I_w) - \rho(I_v)|). \end{aligned}$$

Denoting $A \triangle B = (A \cup B) \setminus (A \cap B)$, we have

$$\begin{aligned} |\rho(I_{v,t}) - \rho(I_{w,t})| &\leq \rho(I_{v,t} \triangle I_{w,t}) \leq \rho(I_v \triangle I_w), \\ |\rho(I_w) - \rho(I_v)| &\leq \rho(I_w \triangle I_v) = \rho(I_v \triangle I_w) \lesssim \sin(\theta) \text{diam}(\text{supp } \rho). \end{aligned}$$

The claim now follows from the assumption $\rho(I_v) \gtrsim |I| \geq |J|$. □