

Constructing d -log integrands and computing master integrals for three-loop four-particle scattering

Johannes Henn^a Bernhard Mistlberger^b Vladimir A. Smirnov^c Pascal Wasser^d

^a*Max-Planck-Institut für Physik, Werner-Heisenberg-Institut, D-80805 München, Germany*

^b*Center for Theoretical Physics, Massachusetts Institute of Technology, Cambridge, MA 02139, USA*

^c*Skobeltsyn Institute of Nuclear Physics of Moscow State University 119991, Moscow, Russia*

^d*PRISMA+ Cluster of Excellence, Johannes Gutenberg University, D-55099 Mainz, Germany*

E-mail: henn@mpp.mpg.de, bernhard.mistlberger@gmail.com,
smirnov@theory.sinp.msu.ru, wasserp@uni-mainz.de

ABSTRACT: We compute all master integrals for massless three-loop four-particle scattering amplitudes required for processes like di-jet or di-photon production at the LHC. We present our result in terms of a Laurent expansion of the integrals in the dimensional regulator up to 8th power, with coefficients expressed in terms of harmonic polylogarithms. As a basis of master integrals we choose integrals with integrands that only have logarithmic poles - called d log forms. This choice greatly facilitates the subsequent computation via the method of differential equations. We detail how this basis is obtained via an improved algorithm originally developed by one of the authors. We provide a public implementation of this algorithm. We explain how the algorithm is naturally applied in the context of unitarity. In addition, we classify our d log forms according to their soft and collinear properties.

Contents

1	Introduction	2
2	Conventions, notation for integrands	5
3	Computing $d\log$ forms algorithmically	6
3.1	$d\log$ forms and leading singularities	6
3.2	Partial fractioning method	9
3.3	Power counting constraints on numerators	10
3.4	Dealing with non-linear denominator factors	12
3.5	Algorithmic implementation	14
4	Cut-based organization of the calculation	18
4.1	Similarities and differences to spanning set of cuts in unitarity approach	18
4.2	Planar massless, on-shell double box in the cut-based approach	18
5	Practical comments and scope of applications	21
5.1	Practical hints and comments	21
5.2	Scope of applications	22
6	Results for $d\log$ bases at three loops	24
6.1	Description of method and results	24
6.2	Classification of the $d\log$ integrals according to their infrared properties	24
7	All three-loop master integrals from differential equations	26
8	Conclusion and future directions	28
A	Functions of DlogBasis package	29

1 Introduction

Perturbative quantum field theory allows us to derive predictions for physical observable from our in-principle understanding of the fundamental interactions of nature. Experiments like the Large Hadron Collider (LHC) allow us to measure such observables and test our current conceptions of the world. One particular observable that allows us to probe the strong interactions is the production cross section of sprays of collimated hadrons – so-called jets. This observable is measured with astounding precision at the LHC. Consequently, in order to maximally benefit from this measurement the precision of the theoretical prediction for this observable must at least match the experimental one. In order to achieve this goal it is necessary to compute sufficiently many orders in the perturbative expansion of the cross section for the desired observable.

When physical quantities in quantum field theory are expanded perturbatively in the coupling constant, corrections beyond the leading order involve Feynman loop integrals. Examples are correlation functions depending on positions of operators, or scattering amplitudes depending on on-shell particle momenta. Feynman integrals typically evaluate to multi-valued functions, such as logarithms, dilogarithms, and generalizations thereof.

It is of great physical but also mathematical interest to understand better the connection between the Feynman integrals and the special functions that arise. In recent years, such insights allow us to predict the type of special functions, and their ‘fine structure’, that arise from carrying out the loop integrations, simply by analyzing properties of the Feynman *integrand*. These insights have already had numerous applications and streamlined many complicated calculations.

An important class of special functions is that of multiple polylogarithms [1, 2]. They are iterated integrals having the same integration kernels as logarithms. The number of integrations of multiple polylogarithms is called the (transcendental) weight. For example, logarithm and dilogarithm have weight one and two, respectively. Functions with more general integration kernels may also arise in Feynman integrals, but are beyond the scope of the present paper and are not discussed here.

A heuristic observation is that L -loop integrals in four dimensions give rise to functions of weight lower or equal to $2L$. For example, at one loop in four dimensions, the maximal weight is two, which means that the space of functions is given by algebraic functions, (products of) logarithms, and dilogarithms. A special role is played by the functions of maximal weight $2L$. Many examples of such functions were encountered in $\mathcal{N} = 4$ supersymmetric Yang-Mills theory. It appears that many quantities in that theory are naturally expressed in terms of functions of uniform and maximal transcendental weight, see e.g. [3–7].

There is a conjectured connection between uniform weight integrals and properties of their integrands: the singularities of the integrand are locally of logarithmic type. This conjecture has been tested for many cases, originally in the context of planar, finite integrals in $\mathcal{N} = 4$ supersymmetric Yang-Mills theory. However, this notion generalizes in a number of ways. First of all, the dual conformal symmetry of the theory (which implies a certain power counting) is not essential: for example, at one loop both box and

triangle integrals give rise to uniform weight functions. Moreover, generalizations include non-planar integrals, integrals involving massive particles, for example. An important further generalization concerns dimensional regularization, where integrals are computed in $D = 4 - 2\epsilon$ dimensions, in a Laurent expansion for small ϵ . Observing that poles such as $1/\epsilon$ in the dimensional regulator would correspond to $\log \Lambda$ for some cutoff Λ , it is natural to assign a transcendental weight -1 to ϵ . This seemingly simple concept has important repercussions. What does it mean for a function $f(\epsilon, x)$ to have uniform weight? Writing

$$f(\epsilon, x) = \frac{1}{\epsilon^{2L}} \sum_{k \geq 0} \epsilon^k f^{(k)}(x), \quad (1.1)$$

it means that $f^{(k)}(x)$ has weight k , for any order in the expansion! This is a rather strong condition.

In practice, the fact that properties of the loop integrand may predict which integrals evaluate to uniform weight functions is extremely helpful. The classification of integrands having $d\log$ forms can be done at the integrand level, i.e. prior to integration. This connection is well-known and has been investigated and used in a number of papers, e.g. [8–12]. An algorithm to do this was implemented in [13]. It is based on a suitable parametrization of the loop integrand, and analyzes the resulting rational function by taking residues iteratively. This approach is complementary to the algorithm implemented in [14] that uses methods from computational algebraic geometry to compute multivariate residues. Algorithms that can be applied to Feynman integrals (in contrast to integrands) in conjunction with the methods of differential equations [15–19] in order to find uniform weight integrals were discussed in refs. [20–25].

In the present paper, we discuss a refined version of the algorithm of ref. [13] to find $d\log$ forms. The improvements mainly concern the following two points. Firstly, at some stage of taking residues, one may encounter integrands with denominators that are quadratic in the integration variables. We introduce a method that allows the algorithm to proceed in those cases. Secondly, the analysis performed to find integrands having $d\log$ forms is closely related to taking (generalized) cuts of integrands, and in particular to leading singularities. The latter correspond to taking the loop integrand, and performing contour integrals to take multiple residues, thereby completely localizing the integration. Obviously, doing so is much simpler than carrying out the loop integration over Minkowski space-time. We use this connection to organize the analysis of loop integrands according to different cuts, thereby simplifying each individual calculation.

It is worth pointing out that generalized cuts and leading singularities are also important methods for computing loop integrands that bypass Feynman diagrams. Given the way it is defined, the uniform weight integrands we construct are very natural building blocks for such integrand constructions, and we expect our results to be useful in this area. For recent references in this direction, see e.g. [26–31].

There is a further application of $d\log$ integrands, namely an improved control over the singularities of Feynman integrals after integration. On the one hand, it turns out that $d\log$ integrals in four dimensions are ultraviolet finite. This can be shown by a power counting argument which we explain below. On the other hand, on-shell amplitudes may

have infrared (soft and collinear) divergences. For a given loop integrand, it is easy to analyze the soft and collinear behaviour responsible for divergences. By doing so one may select a basis of loop integrands/integrals with improved convergence properties. While examples of this are well known at one loop, this was first discussed systematically at higher loops in [8], with the aim of introducing finite loop integrands that are relevant for infrared-finite parts of scattering processes. The improved understanding of infrared properties of loop integrands was also used to determine the latter via bootstrap methods [32, 33]. See ref. [34] for a recent application of the classification of $d\log$ integrands according to divergence structure to four-loop form factors. It is possible to algorithmically find finite but not necessarily uniform transcendental Feynman integrals, see for example refs. [35, 36].

Let us now return to the question of the evaluation of the loop integrals. As was already mentioned, knowing (conjecturally) that a given loop integrand integrates to a pure uniform weight function provides a lot of information. In fact, it is easy to see that a pure function satisfies simple differential equations. Moreover, any Feynman integral satisfies some n -th order differential equation. Equivalently, one may transform this into an $n \times n$ system of first-order differential equations for the Feynman integral and other functions (e.g. derivatives). Combining this with the information about the form of differential equations for pure functions one may conclude that one may always reach a canonical form of the differential equations [18]. The latter are very useful for computing Feynman integrals, as they are in a form where the solution in terms of special functions can directly be read off.

In this paper we apply these methods to all three-loop integrals needed for two-to-two scattering. The integrals can be arranged into nine integral families shown in Fig. 1. The first analytical result for three-loop ladder boxes was obtained by one of the present authors in ref. [37]. The two planar families, (a) and (e) were computed previously in ref. [38]. Some of the non-planar integrals were computed in ref. [39]. In the present paper we report for the first time on the full set of integrals.

The paper is organized as follows. In section 2, we introduce our notations and conventions. Then, in section 3, we present an improved version of the algorithm of ref. [13] to find $d\log$ integrands. In section 4, we explain how this can be combined with ideas from generalized unitarity, and point out differences. In section 5, we discuss practical aspects of the application of the algorithm, and comment on the scope of applications with the current implementation. In section 6, we discuss the results of the application of the algorithm to three loops. We also classify the resulting integrands according to their soft and collinear properties. In section 7, we discuss the reduction to master integrals and the computation of the latter using differential equations. We explain how we fix the boundary conditions from physical consistency relations. Moreover, we discuss relations between integrals from different integral families, and present a minimal set of master integrals.

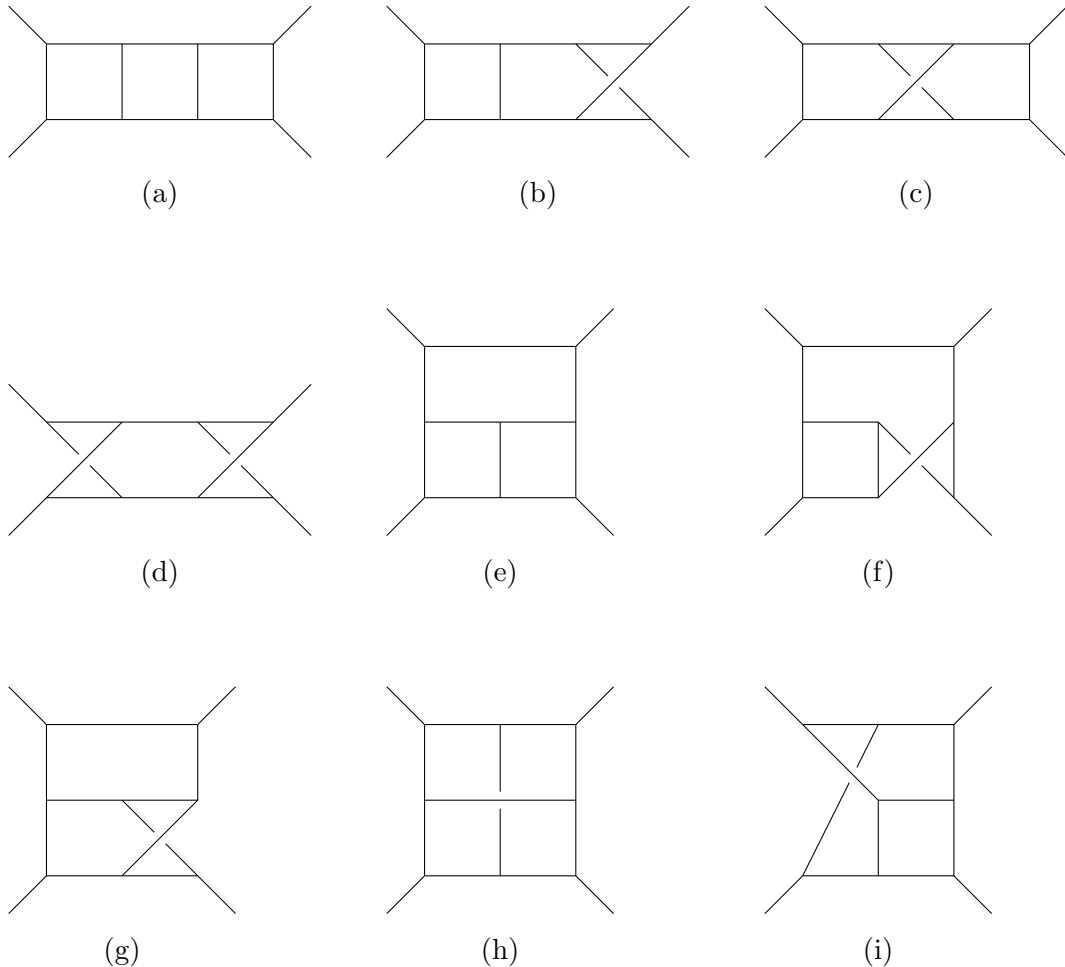


Figure 1. The nine integral families needed to describe all master integrals for three-loop massless four-particle scattering. The external legs are associated with the momenta p_1 , p_3 , p_4 and p_2 in clockwise order starting with the top left corner.

2 Conventions, notation for integrands

In this section we introduce the notation and set-up for our computation of Feynman integrals contributing to four-particle scattering. We denote the momenta of the four particles by $p_1 \dots p_4$ and consider all of them to be in-going such that the momentum conservation identity

$$p_1^\mu + p_2^\mu + p_3^\mu + p_4^\mu = 0 \quad (2.1)$$

is satisfied. The external particles we consider are massless and on-shell such that $p_i^2 = 0$. Furthermore, we define the Lorentz invariant scalar products

$$s_{ij} = (p_i + p_j)^2. \quad (2.2)$$

Due to the specific kinematic scenario the following identity is satisfied:

$$s_{12} + s_{13} + s_{23} = 0. \quad (2.3)$$

We always choose to eliminate the momentum p_4 using momentum conservation in our Feynman integrals. This in conjunction with the above equation allows us to express all our integrals in terms of only two variables s and t . We define

$$s = s_{12}, \quad t = s_{13}, \quad x = -\frac{s_{13}}{s_{12}}. \quad (2.4)$$

If we are describing a scattering process where particles with momenta p_1 and p_2 scatter and produce particles with momenta p_3 and p_4 then both s and x are positive and $x \in [0, 1]$.

The Feynman integrals under consideration in this article are plagued by ultraviolet and infrared divergences which we regulate by working in the framework of dimensional regularization and using the generalized spacetime dimension

$$D = D_0 - 2\epsilon. \quad (2.5)$$

Above, D_0 is a generic even integer and can be specified to be $D_0 = 4$ in order to achieve physical results. Throughout this article we will denote Feynman integrals by the letter J and differential forms that are integrated by the letters \mathcal{I} . With this we may write

$$J = \int \phi^{(D,L)} \mathcal{I}^{(D)}. \quad (2.6)$$

In the above equation we introduce furthermore a convenient normalization factor that depends on the number of loops in the Feynman integral L .

$$\phi^{(D,L)} = \frac{e^{\gamma_E \frac{D-D_0}{2} L}}{(i\pi^{D/2})^L}, \quad (2.7)$$

where γ_E is the Euler-Mascheroni constant.

3 Computing $d\log$ forms algorithmically

Feynman integrands with integrands that can be written as $d\log$ forms are important, as they (conjecturally) evaluate to uniform weight functions after integration. In this section, we discuss a systematic way of finding Feynman integrands with this property. We introduce the necessary concepts, and illustrate the individual steps of the algorithm by examples.

3.1 $d\log$ forms and leading singularities

We are interested in (Feynman) integrands that have the property that they can be written as a differential form that behaves as dx/x in each variable near singularities. More precisely, given a set of integration variables x_i , for $i = 1, \dots, n$ (typically, the components of the loop momentum), and external variables y_j (such as Mandelstam invariants and masses, for example), we define the differential

$$d = \sum_{i=1}^n dx_i \frac{\partial}{\partial x_i}. \quad (3.1)$$

Then an integrand admitting a $d\log$ form can be written as

$$\mathcal{I} = \sum_k c_k d\log g_1^{(k)} \wedge d\log g_2^{(k)} \wedge \dots \wedge d\log g_n^{(k)}. \quad (3.2)$$

Here and in the following the wedge corresponds to the usual definition of a differential form giving rise to an oriented volume after integration, such that e.g. $dx_1 \wedge dx_2 = -dx_2 \wedge dx_1$. We see that for each term in the sum, one could change variables from x_i to the set $g_i^{(k)} =: \tau_i$. The corresponding term would then look like

$$c_k d\log \tau_1 \wedge \dots \wedge d\log(\tau_n) = c_k \frac{d\tau_1}{\tau_1} \wedge \dots \wedge \frac{d\tau_n}{\tau_n}. \quad (3.3)$$

Consequently, it is evident that all singularities of (3.2) locally (in an appropriate set of variables) behave as dx/x . The following comments are in order:

- Often, one is interested in loop integrals in $D_0 - 2\epsilon$ dimensions, for some integer D_0 . Below, we mostly consider properties of the D_0 -dimensional part of the integrand. This turns out to be sufficient for our purposes here. See [40] for a refined analysis that allows to discriminate between integrands that vanish at $D = 4$.
- When analyzing integrands one may change variables from the loop momentum to some other convenient variable. For the question about a $d\log$ form of the integrand to be well defined it is important to allow only algebraic changes of variables.
- Two *integrand*s may lead to the same integrated function, but differ for example by a total derivative that integrates to zero. For example, we will see that the triangle integral of Fig. 2(c) has a $d\log$ integrand, while the bubble integral of Fig. 2(a) does not, although the two integrals are equivalent after integration.

This $d\log$ property of the integrand is sometimes referred to as integrands having only logarithmic singularities, as opposed to double poles. We emphasize that for this terminology to be meaningful, it is important to distinguish between integrands and integrals.

The coefficients c_k can be computed, in principle, by taking multiple residues, for example by evaluating the integrand along the contour encircling the poles at $\tau_i = 0$. The coefficients c_k are called *leading singularities*. (In some abuse of notation, sometimes the locations $\tau_i = 0$ are also called leading singularities.)

Let us illustrate the $d\log$ property with some examples, following [12]. The four-dimensional integrand of the triangle integral is given by

$$\mathcal{I}_3^{(4)} = \frac{d^4k}{(k+p_1)^2 k^2 (k-p_2)^2}. \quad (3.4)$$

It is convenient to parametrize the loop momentum using spinor variables, $p_i = \lambda_i \tilde{\lambda}_i$,

$$k = \alpha_1 p_1 + \alpha_2 p_2 + \alpha_3 \lambda_1 \tilde{\lambda}_2 \frac{\langle 23 \rangle}{\langle 13 \rangle} + \alpha_4 \lambda_2 \tilde{\lambda}_1 \frac{\langle 13 \rangle}{\langle 23 \rangle}. \quad (3.5)$$

The two complex vectors multiplying α_3 and α_4 are orthogonal to p_1 and p_2 . Their normalization was chosen such that they have zero helicity weights. This implies that scalar

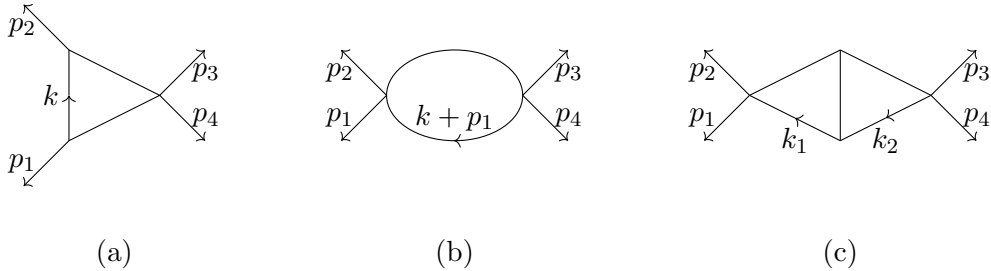


Figure 2. The integrand of the triangle shown in (a) is an example of a $d\log$ form. The integrand of the Feynman integrals shown in (b) and (c) has a (hidden) double pole in four dimensions.

products with other vectors can always be rewritten in terms of the standard Lorentz invariants s and t . This change of variables leads to $d^4k \sim s^2 d\alpha_1 \wedge d\alpha_2 \wedge d\alpha_3 \wedge d\alpha_4$. (Here and in the following we tacitly drop numerical multiplicative factors.) Plugging this into equation (3.4), we obtain

$$\mathcal{I}_3^{(4)} = \frac{d\alpha_1 \wedge d\alpha_2 \wedge d\alpha_3 \wedge d\alpha_4}{s(\alpha_1\alpha_2 - \alpha_3\alpha_4)(\alpha_1\alpha_2 - \alpha_3\alpha_4 + \alpha_2)(\alpha_1\alpha_2 - \alpha_3\alpha_4 - \alpha_1)}. \quad (3.6)$$

One may verify (by differentiation) that this can be rewritten in the following way

$$\begin{aligned} \mathcal{I}_3^{(4)} = & \frac{1}{s} d\log(\alpha_1\alpha_2 - \alpha_3\alpha_4) \wedge d\log(\alpha_1\alpha_2 - \alpha_3\alpha_4 + \alpha_2) \\ & \wedge d\log(\alpha_1\alpha_2 - \alpha_3\alpha_4 - \alpha_1) \wedge d\log\alpha_3. \end{aligned} \quad (3.7)$$

This is of the form of eq. (3.2). Remarkably, only a single term is needed. We also see that the leading singularity of this diagram is $1/s$.¹ Of course, in this simple case this can also be seen by dimensional analysis.

One may make a further interesting observation. Written in momentum variables eq. (3.1) takes the form

$$\mathcal{I}_3^{(4)} = \frac{1}{s} d\log k^2 \wedge d\log(k+p_1)^2 \wedge d\log(k-p_2)^2 \wedge d\log k \cdot k_+^*. \quad (3.8)$$

Here $k_+^* = \beta\lambda_2\tilde{\lambda}_1$, for arbitrary β . (Obviously, (3.8) is independent of β .) A similar formula holds with $k_-^* = \beta\lambda_1\tilde{\lambda}_2$.

When the triangle integrand is written in the form (3.8) we can see a close relationship between generalized unitarity and leading singularities. It might appear surprising at first sight that one may take a four-fold residue for an integral having only three propagators. To see this, it is important to realize that k_\pm^* correspond to the two solutions of the maximal cut of the triangle integral. The leading singularity $1/s$ can be computed by first taking the maximal cut, which corresponds to taking the residue at $k^2 = 0$, $(k+p_1)^2 = 0$, $(k-p_2)^2 = 0$. Upon taking this maximal cut, a Jacobian factor is produced. For example, for one of the

¹Note that leading singularities are only defined up to a numerical factor, since we can always rewrite $d\log A = \frac{1}{2} d\log A^2$.

two possible cut solutions, this factor is $1/(s\alpha_3)$. So we have

$$\oint_{(k-p_2)^2=0} \oint_{(k+p_1)^2=0} \oint_{k^2=0} \mathcal{I}_3^{(4)} = \frac{1}{s} \frac{d\alpha_3}{\alpha_3}. \quad (3.9)$$

This form has new poles at $\alpha_3 = 0$ and $\alpha_3 = \infty$, which were not manifest in the original integrand (3.6). The leading singularity $\pm 1/s$ is then obtained by taking a further residue at either of these poles. Leading singularities involving such poles are called composite.

We remark that whenever a $d\log$ representation of the form (3.2) is known, verifying it is relatively straightforward. On the other hand, determining whether such a form exists for a given integrand, and computing it, is more complicated. In the following we will present a method to derive $d\log$ forms in an automated way.

Not all Feynman integrands admit the representation (3.2). Whenever the integrand has a double or higher pole, it is impossible to rewrite it in the form dx/x (restricting ourself to algebraic changes of variables). For example, $\frac{d\alpha}{\alpha^2}$ does not admit a $d\log$ form. Similarly, if the integrand goes to a constant in some variable, this means that there is a double pole at infinity.

Note that double poles are not always obvious and sometimes are revealed after computing residues. As an example, consider the bubble integral of Fig. 2(b). Its integrand is

$$\mathcal{I}_2^{(4)} = \frac{d^4k}{(k-p_2)^2(k+p_1)^2}. \quad (3.10)$$

Using again the parametrization in eq. (3.5) we have

$$\mathcal{I}_2^{(4)} = \frac{d\alpha_1 \wedge d\alpha_2 \wedge d\alpha_3 \wedge d\alpha_4}{[\alpha_1(\alpha_2 - 1) - \alpha_3\alpha_4][(\alpha_1 + 1)\alpha_2 - \alpha_3\alpha_4]}. \quad (3.11)$$

Taking residues at $\alpha_4 = (\alpha_1 + 1)\alpha_2/\alpha_3$, then at $\alpha_3 = 0$, and finally at $\alpha_2 = -\alpha_1$, we find

$$\mathcal{I}_2^{(4), \text{cut}} = d\alpha_1. \quad (3.12)$$

We denoted the resulting form as a ‘cut’ integrand (in analogy with generalized unitarity). We see that the form in eq. (3.12) has a double pole at infinity, and hence $\mathcal{I}_2^{(4)}$ does not admit a $d\log$ form. Note that this also implies that any multi-loop Feynman integrand with a bubble sub-loop cannot be written as a $d\log$ form.

3.2 Partial fractioning method

In this section we show how partial fractioning can be used to systematically derive $d\log$ forms and thereby also compute the leading singularities for a given integrand. The idea is very simple: we start with one integration variable (in principle, any), and partial fraction. We then write each fraction in that variable as the differential of a logarithm. Then, we proceed with the next integration variable, and so on, until no further integration variables are left.

The question whether this algorithm terminates is closely related to the question whether the denominator is linearly reducible [41]. Making this property obvious may

depends on a good parametrization of the given integrand. For on-shell integrals, the type of spinor parametrization (3.5) turns out to be very useful.

Let us illustrate the method by reconsidering the massless triangle of the previous section.

After partial fractioning $\mathcal{I}_3^{(4)}$ in equation (3.6) with respect to α_1 , and writing the corresponding terms as differentials of logarithms, we have

$$\begin{aligned} \mathcal{I}_3^{(4)} = & -\frac{1}{\alpha_2\alpha_3\alpha_4s} d\log(\alpha_1\alpha_2 - \alpha_3\alpha_4) \\ & + \frac{1}{\alpha_2(\alpha_2^2 - \alpha_2 + \alpha_3\alpha_4)s} d\log[(\alpha_1 + 1)\alpha_2 - \alpha_3\alpha_4] \\ & + \frac{\alpha_2 - 1}{\alpha_3\alpha_4(\alpha_2^2 - \alpha_2 + \alpha_3\alpha_4)s} d\log[\alpha_1(\alpha_2 - 1) - \alpha_3\alpha_4]. \end{aligned} \quad (3.13)$$

Iterating this for the other integration variables we find the full integrand written as a sum of $d\log$ forms:

$$\begin{aligned} \mathcal{I}_3^{(4)} = & \frac{1}{s} d\log(\alpha_4) \wedge d\log(\alpha_2) \wedge d\log(\alpha_3) \wedge d\log(\alpha_2\alpha_1 - \alpha_1 - \alpha_3\alpha_4) \\ & + \frac{1}{s} d\log(\alpha_4) \wedge d\log(\alpha_2) \wedge d\log(\alpha_2^2 - \alpha_2 + \alpha_3\alpha_4) \wedge d\log(\alpha_1\alpha_2 + \alpha_2 - \alpha_3\alpha_4) \\ & - \frac{1}{s} d\log(\alpha_4) \wedge d\log(\alpha_2) \wedge d\log(\alpha_3) \wedge d\log(\alpha_3\alpha_4 - \alpha_1\alpha_2) \\ & - \frac{1}{s} d\log(\alpha_4) \wedge d\log(\alpha_2) \wedge d\log(\alpha_2^2 - \alpha_2 + \alpha_3\alpha_4) \wedge d\log(\alpha_2\alpha_1 - \alpha_1 - \alpha_3\alpha_4). \end{aligned} \quad (3.14)$$

This is the direct output of the algorithm, and could be simplified. In particular, although it is not obvious, this representation is equivalent to eq. (3.1). This illustrates the fact that $d\log$ representations are not unique for given integrands.

3.3 Power counting constraints on numerators

In this section we show how excluding double poles at infinity leads to certain power counting constraints. This has an important application. It will allow us to write down, for a given (Feynman) denominator, a general numerator with a finite number of free parameters. The latter can then be fixed to find all possible $d\log$ integrands for a given denominator.

As an example for the general idea, consider the following integrand

$$\mathcal{I} = \frac{\mathcal{N} da \wedge db}{(a+s)b(a+b+s)}, \quad (3.15)$$

where s is an external variable. We wish to construct the most general ansatz for a polynomial numerator that covers all possible $d\log$ integrands for the given denominator. One immediate observation we can make is that if the polynomial degree (in a given variable) of the numerator is equal or higher than that of the denominator, there will be a double pole at infinity. Using this constraint we conclude that the following ansatz is sufficient to cover all possible $d\log$ forms for this denominator.

$$\mathcal{N} = n_1 + n_2a + n_3b + n_4ab. \quad (3.16)$$

In principle, we could apply this simple power counting constraint directly to Feynman integrands, e.g. when written in the parametrization spinor variables (see eq. (3.6)). However, for integrands built with propagators we can find even stronger constraints, as we explain presently. Let us consider a general one-loop n -point integrand with loop momentum k in integer dimension D_0 ,

$$I_{n,m}^{(D_0)} = \frac{d^{D_0}k N_m(k)}{k^2(k+p_1)^2(k+p_1+p_2)^2 \cdots (k+p_1+\dots+p_{n-1})^2}. \quad (3.17)$$

Here, we assume the numerator $N_m(k)$ to be a monomial of factors such as k^2 or $k \cdot q_i$, with the total degree being m . Here q_i being an arbitrary constant vector (e.g. an external momentum).

It turns out to be useful to perform a conformal inversion of the loop momentum [42], $k = \tilde{k}/\tilde{k}^2$, which implies

$$d^A k = \frac{d^{D_0} \tilde{k}}{(\tilde{k}^2)^{D_0}}, \quad k^2 = \frac{1}{\tilde{k}^2}, \quad k \cdot q = \frac{\tilde{k} \cdot q}{\tilde{k}^2}. \quad (3.18)$$

This transformation reveals a double pole in \tilde{k}^2 for $n - m < D_0 - 1$. Hence we find the constraint

$$n - m \geq D_0 - 1. \quad (3.19)$$

Note that this is not the usual loop momentum power counting, since linear factors such as $k \cdot q$ and quadratic factors $(k+q)^2$ count the same. For the triangle we then find that the only $d\log$ numerator is a constant. We also find that the four-dimensional bubble integrand of eq. (3.11) does not fulfill the power counting, which is consistent with having found a double pole.

Note also that the discussion so far was for a single term in the numerator. More generally, one can show that if N is expanded in a basis of the monomials k^2 and $k \cdot p_i$, with $i = 1, \dots, n-1$, the same power counting (3.19) also applies to this situation, provided that the basis terms are independent.

There is a subtlety related to the last point that we wish to address. Since we are performing the analysis in an integer dimension D_0 , it is possible to write down linear combinations of terms that are equal to zero, but in a non-trivial way. For example, consider the Gram determinant $G(k, p_1, p_2, p_3, p_4)$, with the loop momentum k and four independent external momenta p_1, \dots, p_4 . It vanishes if the loop momentum is considered D_0 -dimensional, but is non-zero for $(D_0 - 2\epsilon)$ -dimensional loop momentum. Such linear combinations may contain terms that do not fulfil the power counting constraint in equation (3.19). On the other hand, being zero, they are trivially $d\log$ forms and therefore they seem to be a counterexample to the power counting criterium. Of course, this is not so, as the requirement of independent basis terms was not met.

In practice, it is desirable to control such evanescent Gram determinants in the numerator ansatz. One may use the refined D -dimensional analysis of [40], where the integrand is written in a D -dimensional parametrization. Using again the conformal transformation one can show that linear combinations which vanish in D_0 dimensions but violate the power counting constraint have double poles also in the D -dimensional analysis.

The same power counting constraint can also be used for multi-loop integrands by applying the constraint loop by loop.

Empirically, we also found a more restrictive criterium at higher loops, namely

$$n - m \geq \frac{D_0}{2}(L + 1) - 1. \quad (3.20)$$

While we do not necessarily expect this to be satisfied in general, we found it useful as a restriction of the numerator ansatz at three loops. This point will be discussed further when presenting the results.

3.4 Dealing with non-linear denominator factors

In the previous section we discussed how we are computing leading singularities by partial-fractioning denominators and subsequently by taking residues. This procedure may be obstructed by denominators that are not linearly reducible. In this subsection we describe how to proceed nevertheless in certain cases. First, we discuss the case where at least one integration variable is at most quadratic in all denominator factors. Next, we discuss how to proceed in more general cases.

So we start with an integrand with a denominator that is at most quadratic in all factors for some integration variable that we call x . In a first step we make a partial fraction decomposition with respect to x such that all terms are either linear or quadratic in the denominators. For the terms with linear numerators we can proceed in the standard way. Terms with quadratic numerators have to be treated differently and have the following general form:

$$\frac{dx(ux + v)}{ax^2 + bx + c}, \quad (3.21)$$

where a, b, c, u and v may depend on other integration variables.

There are two residues in x , which we denote by r_1 and r_2 . In other words, the integrand can be written as

$$r_1 d\log(x - s_1) + r_2 d\log(x - s_2), \quad (3.22)$$

where s_1 and s_2 are the two zeros of the quadratic denominator of equation (3.21). Instead of processing with the computation with the residues of r_1 and r_2 in this form, we can first simplify the expression. We do so by rewriting the last equation as

$$\frac{1}{2}(r_1 + r_2)(d\log(x - s_1) + d\log(x - s_2)) + \frac{1}{2}(r_1 - r_2)(d\log(x - s_1) - d\log(x - s_2)), \quad (3.23)$$

where

$$r_1 + r_2 = \frac{u}{a}, \quad (3.24)$$

$$r_1 - r_2 = \frac{2av - ub}{a\sqrt{b^2 - 4ac}}. \quad (3.25)$$

Since $r_1 + r_2$ is rational, for this term the computation again can be continued with our standard methods. The term $r_1 - r_2$ has a square root in the denominator, so we have to find a way to deal with such a term.

In case the radicand is at most quadratic in one integration variable y and all other denominator factors are linear in y , we can proceed with the help of the following formulas:

$$\begin{aligned} \frac{dy}{\sqrt{(y+a)(y+b)}} &= 2d\log(\sqrt{y+a} + \sqrt{y+b}), \\ \frac{dy}{y\sqrt{(y+a)(y+b)}} &= \frac{1}{\sqrt{ab}} d\log \frac{y + \sqrt{y+a}\sqrt{y+b} - \sqrt{a}\sqrt{b}}{y + \sqrt{y+a}\sqrt{y+b} + \sqrt{a}\sqrt{b}}. \end{aligned} \quad (3.26)$$

To apply these formulas we first have to do a partial fraction decomposition with respect to y while treating the square root factor as a constant and possibly do a constant shift in y to get expressions of the form (3.4) and (3.26). Note that the residue in (3.26) is in general again a square root of the remaining integration variables. So we can continue using the same formulas for the next residue in case a suitable integration variable exists. It also may happen that the residue is proportional to the square root of a perfect square. In this case the square root cancels and we may choose either sign of the square root.

Let us consider now two slightly more general cases. Assume we have the following integrand

$$\frac{dy \wedge dz N(y, z)}{(ay^2 + by + cz + d)\sqrt{P(y, z)}}, \quad (3.27)$$

where $P(y, z)$ is a polynomial of degree at most two in y and of degree higher than two in z . Then neither y nor z fulfil the criteria for equation (3.26) to be applied. In this special case, however, we can make the following variable transformation in z :

$$z \rightarrow \frac{b^2 - 4ad - 4a^2z^2}{4ac}, \quad (3.28)$$

which leads to

$$ay^2 + by + cz + d \rightarrow \frac{(2ay - 2az + b)(2ay + 2az + b)}{4a}. \quad (3.29)$$

We see that the polynomial factorizes into two linear polynomials in y . After this transformation the integrand has only linear factors in y in the denominator and the degree of y in $P(y, z)$ does not change. This means that we can do a partial fraction decomposition in y and then apply equation (3.26).

The second special case is an integrand with only one integration variable:

$$\frac{N(y)dy}{(ay^2 + by + c)\sqrt{P(y)}}, \quad (3.30)$$

where $P(y)$ is a polynomial of degree two or less in y . In this case we can force a factorization of $ay^2 + by + c$ by also allowing square root terms of the external variables. After taking the residues we get a nested square root factor in the denominator, which does not cause a problem, because we do not take further residues. Often the radicand of the square root can be written as a perfect square and hence the nested square root can be simplified.

Finally we want to discuss the case of an integrand with a square root factor in the denominator, where the radicand polynomial is at least cubic in all integration variables. In this case none of the methods discussed so far can be applied. Here we try to proceed by performing a variable transformation depending on free parameters, and then fix the latter in order to reduce the power degree for any of the integration variable in the radicand polynomial.

As an example for such a transformation, consider the following integrand

$$\frac{dx \wedge dy}{(x+y)\sqrt{x^3 + 3x^2y + 3x^2 + 3xy^2 + 2xy + y^3}}. \quad (3.31)$$

The polynomial of the square root is cubic in both variables x and y , so none of the methods discussed so far can be applied. So we make a parametrized variable transformation. For this example we consider the very simple type of transformation

$$x \rightarrow x + \eta y. \quad (3.32)$$

We find that for $\eta = -1$ the integrand simplifies to

$$\frac{dx \wedge dy}{x\sqrt{x^3 + 3x^2 - 4xy + y^2}}, \quad (3.33)$$

such that the radicand is now quadratic in y and we can now take the residue in y using (3.4). For a general integrand with integration variables z_1 to z_n , we make the following transformations

$$z_i \rightarrow z_i + \frac{Q(z_1, \dots, \hat{z}_i, \dots, z_n)}{(z_1 \cdots \hat{z}_i \cdots z_n)^\nu}, \quad (3.34)$$

with $i = 1, \dots, n$ and $\nu \in \{0, 1\}$. Here \hat{z}_i means that this variable is left out and Q is a quadratic polynomial in all integration variables except z_i . We put a free coefficient η_j before each term of the polynomial. Since we transform only one variable at a time and Q is independent of z_i we do not change the integration measure with this transformation. After applying a transformation we check for each variable z_h , where $h = 1, \dots, n$, if we can choose the free parameters η_j such that all cubic and higher power terms of the radicand vanish. If a transformation of this type is found we apply equations (3.4) or (3.26) if the requirements to the rest of the denominator are fulfilled. If we do not find a transformation the integrand remains unsolved.

3.5 Algorithmic implementation

The input is a denominator of an integrand, and the set of integration and external variables it depends on. The denominator is required to be polynomial in the integration variables (one overall square root factor is also allowed). The algorithm makes an ansatz for polynomial numerators. It finds all numerators that have the property that the integrand can be written as a $d\log$ form with constant leading singularities.

The algorithm, with all its steps, is visualized in Figure 3. Let us go through them one by one, using the example of (3.15).

Step #1 consists in finding the most general numerator ansatz subject to power counting constraints, as discussed in subsection 3.3. In our example, the result of this step is given by equation (3.16).

Step #2 consists in eliminating double poles. Note that despite the initial constraints on the numerator, there might be further double poles in the integrand which get revealed by computing the leading singularities. We will see an example of this below, in eq. (3.36).

Step #3: We choose an integration variable that appears linearly in all denominator factors. (If this is not possible, we continue with the method described in subsection 3.4.) In the example, this is the case for both variables a and b . Let us choose b .

Step #4: Partial fraction with respect to the variable chosen in step #3, and write the terms as differentials of logarithms. In our example, this yields

$$\begin{aligned} \mathcal{I} &= \frac{(n_1 + an_2)}{b(a+s)^2} da \wedge db + \frac{-n_1 - an_2 + (a+s)n_3 + a(a+s)n_4}{(a+s)^2(a+b+s)} da \wedge db \\ &= \frac{n_1 + an_2}{(a+s)^2} da \wedge d\log b + \frac{-n_1 - an_2 + (a+s)n_3 + a(a+s)n_4}{(a+s)^2} da \wedge d\log(a+b+s). \end{aligned} \quad (3.35)$$

Next, in step #5 we find a linearly independent subset of the residues. The residues are the factors multiplying the $d\log$ factors. Choosing an independent set makes the subsequent calculation much more efficient. In our example this step is trivial because there are only two residues that are obviously linearly independent. In more complicated cases the list of residues is significantly longer. The linear relations between the different residues can be found conveniently using numerical methods. For example, one may replace all external and internal variables by random integer numbers multiple times (at least as many times as the number of residues) and then solve a system of linear equations.

Having found the relations, we express all residues in terms of an independent basis, and collect together all $d\log$ terms having the same residue as a prefactor. In practice, this step typically halves the number of terms (which is typically of the same order as the the number of parameters in the numerator ansatz). If we are interested in computing the leading singularities only, we may just keep the independent residues, dropping the $d\log$ factors.

In step #6, we check whether integration variables are left. If so, we continue with step #2. So, in our example we again check for double poles. Indeed, at this stage there are factors $(a+s)^2$ in the denominator of both summands, indicating that the integrand has no $d\log$ representation for generic n_i . We find the minimal constraint on the free parameters n_i , such that the double pole vanishes. In other words, we demand the remainder of the polynomial division of the numerator and $(a+s)$ to vanish. This leads to the constraints

$$s n_2 = n_1, \quad n_4 = 0. \quad (3.36)$$

Solving the constraints in eq. (3.36) for the n_i , and proceeding with the next steps we

obtain

$$\begin{aligned}
\mathcal{I} &= \frac{n_1 da \wedge db}{s b(a+s)} + \frac{(-n_1 + sn_3) da \wedge db}{s(a+s)(a+b+s)} \\
&= \frac{n_1 da}{s(a+s)} \wedge d\log b + \frac{(-n_1 + sn_3)}{s(a+s)} \wedge d\log(a+b+s) \\
&= \frac{n_1}{s} d\log(a+s) \wedge d\log b + \left(-\frac{n_1}{s} + n_3\right) d\log(a+s) \wedge d\log(a+b+s). \tag{3.37}
\end{aligned}$$

At this stage, there are no further integration variables left, so we proceed with step #7. Here we identify the set of linearly independent leading singularities. In our example, there are two of them, n_1/s and $-n_1/s + n_3$.

Finally, in step #8, we find all solutions for the leading singularities to be constant numbers. We do this in the following way. We take the list of m linearly independent leading singularities and solve the system of equations where one leading singularity is one and all others are zero. In this way we obtain m independent solutions. In other words, this last step is just the inversion of a linear system of equations. Note that if this system has no solution it means that the numerator ansatz was incomplete. On the other hand, if the solution depends on a parameter, this means that the numerator terms were not independent.

In our example, this is achieved e.g. by $(n_1, n_2) = (s, 0)$ and $(n_1, n_2) = (0, 1)$. In other words, we find the following numerator solutions

$$\mathcal{N}_1 = a + s, \tag{3.38}$$

$$\mathcal{N}_2 = b. \tag{3.39}$$

This means we found a basis of all $d\log$ forms with constant leading singularities for the given denominator.

Let us summarize the main steps. For a given denominator we write down a numerator ansatz that includes all possible $d\log$ integrands, making use of power constraints. By repeatedly taking residues we reveal double poles that we exclude by constraining the parameters in the ansatz. After repeatedly taking residues, we eventually obtain a list of linearly independent leading singularities. We then find all solutions to the remaining parameters such that all leading singularities are constant numbers. In this way we construct, for the given denominator, a basis of integrands with a $d\log$ form and constant leading singularities.

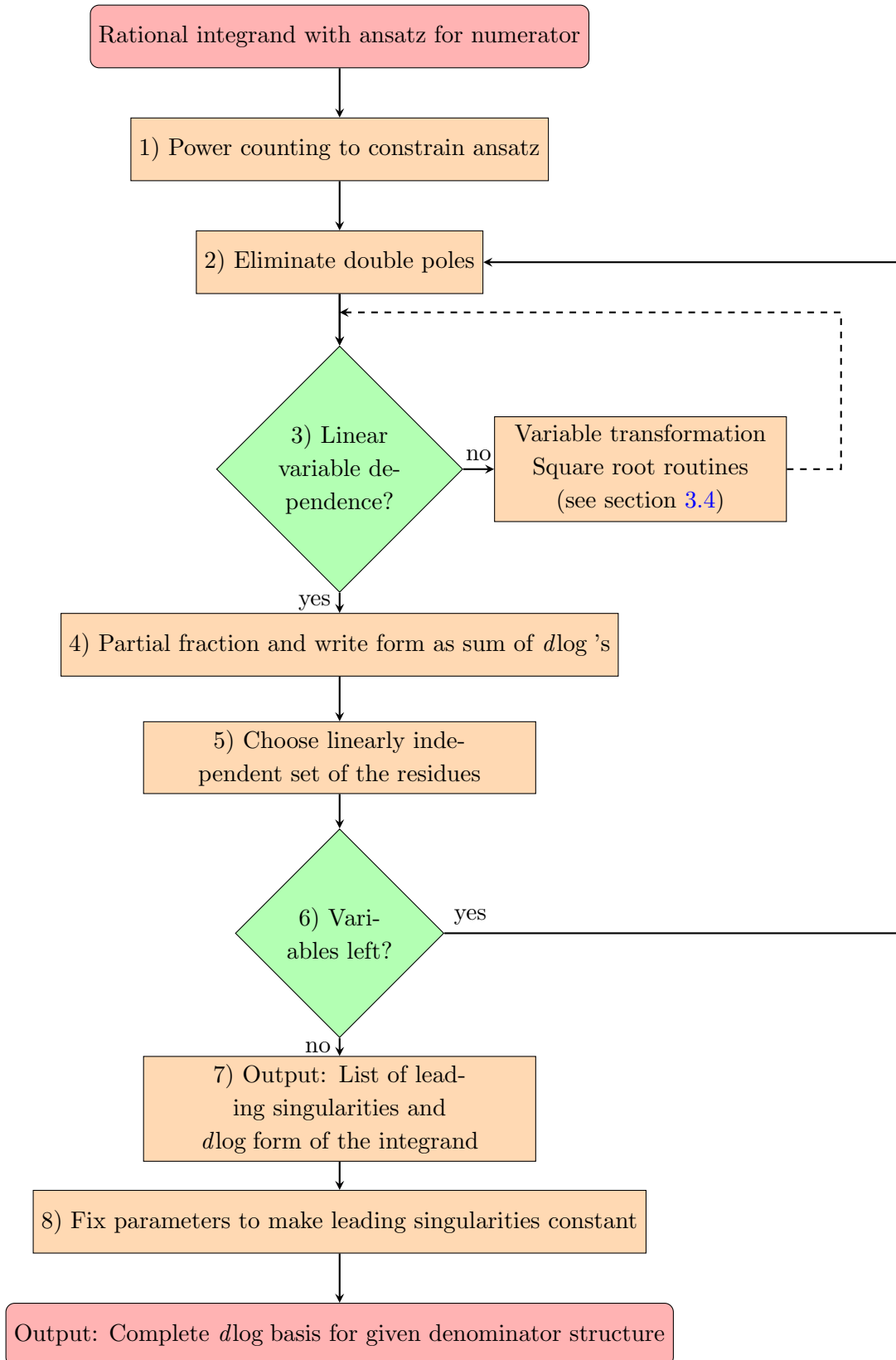


Figure 3. Workflow of the $d\log$ algorithm

4 Cut-based organization of the calculation

4.1 Similarities and differences to spanning set of cuts in unitarity approach

Computing residues of Feynman integrands is obviously closely related to (generalized unitarity) cuts [43, 44]. This is also very natural in the context of integration-by-parts (IBP) [45, 46] relations and differential equations, as the matrices can be organized according to integral sectors defined by cuts. In particular, it is possible to organize the calculation into different parts by considering a so-called spanning set of cuts [47]. This has enormous potential, as it splits the calculation into smaller parts (parallelization), and moreover each part is much simpler compared to the full calculation, and may be optimized further.

The spanning set of cuts in the context of IBP's corresponds to the maximal cuts of the master integrals that have no subsectors with further master integrals. For the leading singularities we construct the spanning set of cuts in a very similar way where instead of master integrals we consider all integrands that fulfil the power counting criterium defined in section 3.3. This leads to a different notion of spanning cuts for computing all leading singularities to that in the context of IBP relations. This can also be understood with the difference between four-dimensional integrands and integrands in D dimensions. As a consequence, for computing leading singularities in four dimensions one can in general take cuts with more propagators compared to the cuts that are used for IBP relations.

For example, in the context of D -dimensional IBP relations, the one-loop triangle integral of Fig. 2(a) is equivalent to the bubble integral of Fig. 2(b), and hence to detect it one may cut the two propagators of the bubble only. On the other hand, in four dimensions there is no such relation, and the two integrands are separate. In fact, the bubble integral is excluded by power counting. As a consequence, in this context it is sufficient to consider cuts with at least three propagators at one loop.

To compute a cut of propagators P_1, \dots, P_n , we solve the equations $P_1 = P_2 = \dots = P_n = 0$ for some integration variables a_1, \dots, a_n and then replace these propagators by the Jacobian $J = \det(\frac{\partial P_i}{\partial a_j})^{-1}$. In this way we obtain an integrand where n variables are already integrated out. We then apply the $d\log$ algorithm to the remaining integration variables. In this way we obtain the leading singularities and reveal double poles of the integrals on the cut. Leading singularities on a cut are always a subset of the leading singularities of the whole integrand. So the strategy is to combine all results of the different cuts until we have the complete list of leading singularities.

4.2 Planar massless, on-shell double box in the cut-based approach

We illustrate this method using the planar double box family as an example. We follow the notation of [13], where an early version of the $d\log$ algorithm was used to analyze this family of integrals.

$$\begin{aligned}
j_1 &= sJ_{1,0,1,0,1,0,0,1,1}, & j_2 &= tJ_{1,1,0,0,1,0,0,1,1}, & j_3 &= (s+t)J_{1,1,0,0,0,0,1,1,1}, \\
j_4 &= stJ_{1,1,0,0,1,0,1,1,1}, & j_5 &= sJ_{1,1,0,0,1,-1,1,1,1} - sJ_{1,1,0,0,0,0,1,1,1}, & j_6 &= s^2J_{1,1,1,0,1,0,1,1,0}, \\
j_7 &= s^2J_{1,0,1,0,1,0,1,1,1}, & j_8 &= s^2tJ_{1,1,1,0,1,0,1,1,1}, & j_9 &= s^2J_{1,1,1,0,1,-1,1,1,1}, \\
j_{10} &= sJ_{1,1,1,-1,1,-1,1,1,1} - sJ_{1,0,1,0,1,0,1,0,1} + stJ_{1,1,1,0,1,0,1,1,0} + tJ_{0,1,1,0,1,0,0,1,1} + tJ_{1,1,0,0,0,0,1,1,1}.
\end{aligned}$$

Table 1. Planar double box integrands with constant leading singularities. Integrands that can be obtained from flip symmetries are not shown.

We define

$$\begin{aligned}
J_{a_1, \dots, a_9} &= \frac{d^D k_1 d^D k_2}{[-k_1^2]^{a_1} [-(k_1 + p_1)^2]^{a_2} [-(k_1 + p_1 + p_2)^2]^{a_3} [-k_2^2]^{a_5}} \\
&\times \frac{[-(k_1 + p_1 + p_2 + p_3)^2]^{-a_4} [-(k_2 + p_1)^2]^{-a_6}}{[-(k_2 + p_1 + p_2)^2]^{a_7} [-(k_1 + p_1 + p_2 + p_3)^2]^{a_8} [-(k_1 - k_2)^2]^{a_9}}.
\end{aligned} \tag{4.1}$$

The ansatz for the numerator (subject to power counting) contains 26 terms. After eliminating double poles, 23 $d\log$ integrals are found, of which 10 are not related by flips of the graph that leave the kinematics invariant. These 10 $d\log$ integrals are shown in Table 1. Using integration by parts (IBP) identities we find 8 master integrals which can be chosen from the 10 integrands. Since we have more $d\log$ integrands than master integrals there are 2 IBP identities between integrals of the $d\log$ basis. These IBP-relations are simple in the sense that they do not depend on external variables and the dimension, which can be explained by the fact that all $d\log$ integrals have uniform transcendental weight. The two IBP relations are:

$$j_1 + j_2 - j_3 - \frac{1}{3}j_4 - j_5 = 0, \tag{4.2}$$

$$-4j_2 - \frac{14}{3}j_4 - 6j_5 + 2j_6 + j_7 - j_8 - 3j_9 + 2j_{10} = 0. \tag{4.3}$$

Let us now show how to derive these results in the cut-based approach. When discussing cuts, let us use the following terminology. If the propagators corresponding to a cut c_A are a subset of the propagators of a cut c_B , we say that c_A is a subcut of c_B . We find that for the double box family, given the numerator ansatz, there is a total of 17 cuts (see Figure 4). In principle, we need to consider only 10 cuts that do not have subcuts in that list, but to find $d\log$ integrands of higher sectors more efficiently we construct the solution using all cuts starting with the highest.

As an example let us consider the following three cuts

$$c_7 = \{1, 1, 0, 0, 0, 0, 1, 1, 1\}, \quad c_{13} = \{1, 1, 0, 0, 1, 0, 1, 1, 1\}, \quad c_{17} = \{1, 1, 1, 0, 1, 0, 1, 1, 1\}, \tag{4.4}$$

where the indices with value 1 correspond to propagators that are cut. The only integrand we have to consider for cut c_7 is $J_{1,1,0,0,0,0,1,1,1}$. Setting the five propagators of c_7 to zero and solving the equations with respect to five of the eight integration variables we find four solutions. The latter can be understood as the four different helicity configurations that can be chosen when all five propagators are on-shell (see [48] for a review on this topic). We proceed to compute the leading singularities for these four integrands and find that

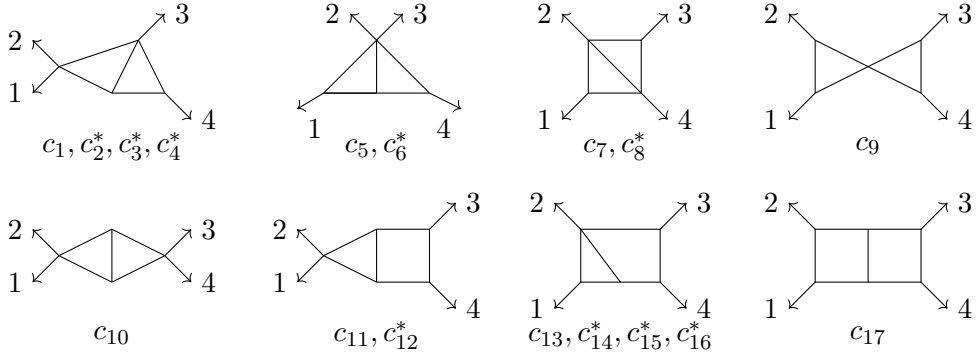


Figure 4. Sectors corresponding to the cuts used in the $d\log$ analysis of the planar double box family. Sectors corresponding to the three cuts in equation (4.4) are c_7, c_{13}, c_{17} . Labels with an asterisk represent sectors that can be obtained by flip symmetries and are not explicitly shown.

they are all proportional to $1/(s+t)$. So we can normalize the integrand by $(s+t)$ to make the leading singularities constant on the cut.

Similarly we compute the leading singularities on the other cuts for the integrals in the corresponding sectors. For the three examples we find the following integrals with constant leading singularities on the corresponding cuts:

$$c_7 : (s+t)J_{1,1,0,0,0,0,1,1,1}. \quad (4.5)$$

$$c_{13} : stJ_{1,1,0,0,1,0,1,1,1}, sJ_{1,1,0,0,1,-1,1,1,1}. \quad (4.6)$$

$$c_{17} : s^2tJ_{1,1,1,0,1,0,1,1,1}, s^2J_{1,1,1,0,1,-1,1,1,1}, s^2J_{1,1,1,-1,1,0,1,1,1}, sJ_{1,1,1,-1,1,-1,1,1,1}. \quad (4.7)$$

Since c_7 has no subcut in the spanning cuts, we know that $(s+t)J_{1,1,0,0,0,0,1,1,1}$ is already a $d\log$ integrand with constant leading singularities. For the cuts c_{13} and c_{17} we have to take into account that there might be additional leading singularities or double poles on subcuts. To compensate the additional leading singularities and cancel out possible double poles on the subcuts we might have to add integrands from the corresponding subsectors. Let us consider the second integral of (4.6). Computing its leading singularities on the subcut c_7 we find an additional leading singularity. So we make an ansatz, where we add a linear combination of all $d\log$ integrals from the corresponding subsector. In this case there is just one $d\log$ integrand, which means that we have the following ansatz:

$$sJ_{1,1,0,0,1,-1,1,1,1} + n_1(s+t)J_{1,1,0,0,0,0,1,1,1}, \quad (4.8)$$

Computing the leading singularities on c_7 we find that after setting $n_1 = -\frac{s}{s+t}$ all leading singularities are constant on c_7 . Analyzing other subcuts we do not find further leading singularities, so that (4.8) is the complete $d\log$ integral for $n_1 = -\frac{s}{s+t}$. The result agrees with the corresponding $d\log$ integral in Table 1.

For the fourth integral in (4.7), there is one difference in the analysis: this time we also find a double pole on the subcut c_{10} : $\{1, 0, 1, 0, 1, 0, 1, 0, 1\}$. Adding $-sJ_{1,0,1,0,1,0,1,0,1}$, the double pole cancels out. Adding further integrands from subsectors to account for the

additional leading singularities on the corresponding subcuts we find the following solution

$$sJ_{1,1,1,-1,1,-1,1,1,1} - sJ_{1,0,1,0,1,0,1,0,1} + stJ_{1,1,1,0,1,0,1,1,0} + tJ_{0,1,1,0,1,0,0,1,1} + tJ_{1,1,0,0,0,0,1,1,1},$$

which we also know already from Table 1.

5 Practical comments and scope of applications

The basic version of the d log algorithm was discussed in section 3. In addition, we use as an important further improvement the cut-based organization of the calculation discussed in the last section. Here we give further practical hints on the application to specific integrals, and comment on the scope of the applications of the algorithm.

5.1 Practical hints and comments

In order to use the algorithm in a concrete application usually some preparatory steps need to be done. We discuss these, as well as some hints for its efficient use.

- Parametrization of integration variables: We find that for Feynman integrals with massless propagators, a spinor helicity parametrization such as eq. (3.5) is quite efficient. As the latter involves the choice of two special on-shell momenta, naturally, one may try different choices, as some may be better adapted to a given diagram. (This is even more so when considering cuts.) Let us mention also that a variant of the spinor helicity parametrization can also be used in the case of massive external kinematics, by decomposing a massive momentum in terms of two (arbitrary) light-like momenta. Finally, we want to mention that another promising choice of parametrization is the ‘improved Baikov’ representation, see section 3.2 of [49].
- Parametrization tailored to each cut: Choosing convenient parametrizations (of internal and external variables), and of the integration order, can be of practical importance. There is further potential for refinements in this direction in the cut-based approach: there, it may be natural to choose a different parametrization tailored to each cut.
- Order of integration variables: The algorithm analyzes a given integrand one integration variable at a time. After completing the analysis in one variable, it may in principle proceed with any variable that fulfils that criteria explained above. This gives a lot of possible orderings, and it may happen that the algorithm terminates for some ordering, and not for other orderings. This is closely related to the question of linear reducibility [41]. Therefore running the algorithm with different variable orderings may resolve some cases. This can naturally be parallelized.
- Dealing with square roots in the external kinematics: Usually the external kinematics is expressed with a set of Mandelstam invariants and masses. In these variables, frequently square root factors appear in leading singularities. Sometimes it is possible to rationalize (some of) the square roots by changing the parametrization. See

e.g. [50] for an algorithmic implementation. This can improve the performance of the algorithm, as it tends to minimize the number of square root terms encountered in intermediate steps.

- Special kinematics for problems with many variables: Having many external variables may be another source of complications, as this can make intermediate expressions grow easily to such an extent that the computation is extremely slow or even not feasible. In some cases, we already have a candidate integrand, and wish to test whether it is a d log form with constant leading singularities. This can be particularly interesting with the method [24, 25] that requires only a single UT integral to determine the complete UT basis. In this case, we may e.g. replace all but one external variable by numerical constants and this way prove for each variable individually that the leading singularity is independent of it.
- Integrands beyond integer dimensions: The computation of leading singularities is usually done for integrands with integer dimensions. It turns out in most cases, integrands found from an analysis in integer dimensions can be straightforwardly upgraded to integrals with full dimensional dependence without losing the uniform transcendental weight property. Whenever this is not sufficient, a refined analysis is possible, as discussed in [40]. We find that for the integrals in the current paper this is not necessary.
- Simplified d log forms: The output of the algorithm is a d log form that can in principle be simplified further. Sometimes one can find representations with only a few or even a single term. While this can be useful conceptually, and practically for direct integration [51], this goes beyond the scope of this paper.

5.2 Scope of applications

The package provided with this paper was successfully applied to integrals with 1) up to four loops, 2) up to five external variables, 3) integrals with massive propagators. There are many examples where the computation can be done completely automatic using preimplemented routines of the package only. In these cases we apply the following (standard) procedure:

- Define kinematic setup.
- Use `IntegrandAnsatz` to determine the set of integrands fulfilling the power counting constrains (see section 3.3).
- For up to four external momenta from which one may be off-shell, we can directly use the routine `SpinorHelicityParametrization` to define a parametrization and then use `Parametrize` to parametrize the whole integrand ansatz. For other kinematic setups the parametrization must be set individually (see section 5).
- Then use `LeadingSingularities` to obtain all leading singularities and double pole constraints.

- Finally use `GenerataeDlogbasis` to obtain the list of $d\log$ integrands.

We will now discuss the scope of application considering different integral families and discuss in which cases we used improvements to the standard procedure described above.

- Three-loop four-point: We computed $d\log$ bases of the three-loop four-point integral families (see Figure 1). For all families except family (h) the computation can be done using the standard procedure. Computing on a single kernel the computation time is between a few minutes for the simplest family (a) and 9 hours for family (i) with up to 14 GB memory. For the more complicated families (c), (f), (g), and (i) we used the package together with `Macaulay 2` [52] to speed up the factorization of polynomials. The $d\log$ basis of Family (h) was obtained using the cut-based approach of section 4.
- Four loops: An example for the successful application of the package to higher loop order are the four-loop form factor integral families contributing to the quartic Casimir terms of the light-like cusp-anomalous dimension in QCD [34]. Here again for the most complicated family (C) the cut-based approach is applied, while for all other families the computation takes less than 16 hours on a single core each using up to 2.2 GB memory with the standard procedure.
- Massive propagators: As a non-trivial example of integrals with massive propagators we apply the algorithm to two-loop integrals that appear e. g. in $gg \rightarrow gg$ for a massive top quark in the loop (see also [53]). In this case it is necessary to use a particular order of the integration variables. Finding a suitable order can be done by applying the algorithm for different random variable orders (each run takes approximately two minutes) until the computation is successful. The computation for this $d\log$ basis is included in an example file.
- Five-point two-loop integrals: As an example for integrals with many scales we discuss the construction of $d\log$ integrands for five-point two-loop integral families [40, 54]. Here additional steps to the routines implemented in the package are needed. While for the lower sectors the package can be used with the standard procedure the $d\log$ integrals of the higher sectors are more difficult to construct. Due to Gram determinants in the integrand ansatz that vanish in the spinor helicity parametrization that was used throughout this paper, the leading singularities obtained this way are incomplete. Hence, parts of the computations have to be performed for example in Baikov parametrization where these Gram determinants do not vanish. Due to the many scales the $d\log$ integrands are constructed using the cut-based approach and the external kinematic is chosen such that all leading singularities are rational functions.

6 Results for $d\log$ bases at three loops

6.1 Description of method and results

Here we apply our algorithm to compute $d\log$ bases for the 9 integral families shown in Fig. 1 (The labelling A to I follows [12].) The classification of the planar families A and E was already done in [13] and here we present the results for the non-planar families.

For the different integral families we again start with constructing a numerator ansatz, subject to the power counting constraint discussed in section 3.3, including the heuristic one of eq. (3.20). In this way, it turns out that the complication of Gram determinants is avoided, as the latter would violate this condition.

We did the following consistency checks: 1) for the two planar families A and E, we checked that relaxing this constraint does not lead to additional $d\log$ solutions. 2) For all families, we checked that the ansätze are closed, in the following sense: the number of independent leading singularities equals the number of free parameters. A simple counterexample is the following list of leading singularities:

$$\left\{ \frac{n_1}{s}, \frac{n_1}{t} \right\}. \quad (6.1)$$

Clearly, no choice of n_1 (except the trivial one) renders both leading singularities constant. A complete ansatz is always closed. Therefore the fact that this does not happen supports the hypothesis that our ansatz did not miss $d\log$ terms.

We found that for all families it was possible to chose a subset of $d\log$ integrals as a basis of master integrals. In some cases it is necessary to consider an integral family together with the same graph turned 90 degrees to get a complete $d\log$ master integral basis.

The second column of Table 2 shows the size of the ansatz we used. The third column shows the number of $d\log$ solutions for each integral family, where also symmetric equivalent solutions are counted. The fourth column counts the number of independent $d\log$ integrals after applying integration by parts identities. The fifth column gives the number of master integrals of the corresponding family.

6.2 Classification of the $d\log$ integrals according to their infrared properties

It turns out that all $d\log$ integrals considered in this paper are ultraviolet finite, thanks to the power counting constraints. So the only possible divergences after integration are of the soft/collinear type. The latter are encoded into properties of the integrand, and are especially easy to study for $d\log$ integrals. It is therefore natural to classify the integrals in our basis according to their soft/collinear behavior, following [34] (cf. [8, 32, 33] for earlier related work.)

To construct $d\log$ integrals that are finite we take the linear combination of all $d\log$ integrands and fix the coefficients such that the integrands vanish in all soft/collinear regions. We investigate these regions by parametrizing loop momenta k_i with a variable x and consider the limit $x \rightarrow 0$. For example we use $k_i = x\tilde{k}_i$ for a soft limit and $k_i = \alpha p_1 + x^2 p_2 + x k_i^\perp$ for the limit where k_i is collinear to p_1 . Applied to an integrand, we then

Integral family	# terms in numerator ansatz	# $d\log$ forms found	# independent $d\log$ forms after IBP	# master integrals in family
A	141	101	25	26
B	215	168	47	47
C	307	205	50	53
D	325	256	28	28
E	281	171	41	41
F	325	199	62	62
G	377	253	87	87
H	651	440	76	76
I	451	325	113	113

Table 2. Application of the $d\log$ algorithm to the 3-loop integral families.

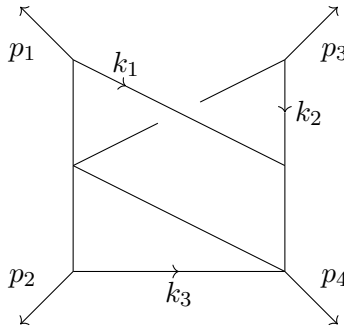


Figure 5. To reveal the ϵ^{-6} pole we take the following consecutive limits: 1) k_1 collinear to p_1 , 2) k_2 collinear to p_1 , 3) k_2 collinear to p_3 , 4) k_1 collinear to p_3 , 5) k_3 soft, 6) k_3 collinear to p_2 . The soft limit in k_3 contributes a pole only if applied after the series of four collinear limits in k_1 and k_2 .

have to cancel out factors such as $x^{-1-a\epsilon}dx$, for some a , which would result in a pole in ϵ after taking the integral near $x = 0$. Some infrared regions require multiple loop momenta being soft or collinear simultaneously. Moreover, to reveal all poles in ϵ we find that in some cases it is necessary to consider consecutive p_j and p_k collinear limits of the same loop momentum k_i as in eq. (6) of [34]. For an example, see Fig. 5. We do the analysis for all possible momentum routings where L propagators are written as $1/k_1^2, \dots, 1/k_L^2$.

It is important to note that our construction corresponds to making the integrals finite *locally*. This is different from integrals being finite due to some cancellation of $1/\epsilon^k$ poles *after integration*, which is a weaker condition. For example, classifying the 23 $d\log$ integrands of the planar double box, we find two finite integrals, in agreement with [55].

In general we expect a given L -loop integral to have a pole of order ϵ^{-2L} at most. To find integrals that are at most of order $\mathcal{O}(\epsilon^{-n})$ we construct linear combinations of $d\log$ integrals that vanish for any valid combination of $n+1$ infrared regions. For an L -loop integrand a valid combination can involve infrared limits of L independent momenta. For each loop momentum we consider any pair of two external momenta and check for all soft/collinear regions. In doing so, we find it useful to employ a spinor parametrization

based on those momenta. In this way we can have poles of order ϵ^{-n} at most.

Since the number of different combinations of infrared regions quickly becomes very large ($\mathcal{O}(10^5)$ at three loops) we first apply them to the parent integrand of the integral family to sort out the combinations that do not contribute. The remaining infrared limits can then be applied to the general linear combination of all dlog integrands in a parallelized computation. Note that in order to have the complete list of combined limits we also have to consider infrared regions that contribute a pole only after a certain combination of previous limits was applied. Figure 5 shows an example where the soft limit of k_3 contributes a pole only after a series of four collinear limits in the other loop momenta.

In this way, we classified all infrared poles of the integrals at three loops. The results are shown in Table 3. We provide the infrared ordered dlog integrals in an ancillary file to this paper.

Family	ϵ^0	ϵ^{-1}	ϵ^{-2}	ϵ^{-3}	ϵ^{-4}	ϵ^{-5}	ϵ^{-6}
A	8	16	18	24	19	0	16
B	0	32	34	36	28	0	38
C	22	24	36	48	31	0	44
D	0	0	96	48	36	0	76
E	10	36	36	32	35	0	22
F	8	15	45	42	50	0	39
G	10	41	47	53	46	0	56
H	0	70	98	88	56	0	128
I	0	48	79	56	66	0	76

Table 3. Number of dlog integrands with specific degree of divergence.

7 All three-loop master integrals from differential equations

In this section we discuss the analytic solutions of all 3-loop 4-point master integrals. First we define a set of 9 integral families that are sufficient to contain all required scalar Feynman integrals. We label an integral of a family Λ by

$$J_{\nu_1, \dots, \nu_{15}}^\Lambda = \int \phi^{(D,3)} d^D p_5 d^D p_6 d^D p_7 \prod_{i=1}^{15} \left(D_{\Lambda,i}^{-\nu_i} \right). \quad (7.1)$$

The factor $\phi^{(D,3)}$ was defined in eq. (2.7). We name the families by the first 9 letters in the alphabet, such that $\Lambda \in \{A, \dots, I\}$. The factors $D_{\Lambda,i}$ correspond to integer linear combination of Lorentz invariant scalar products of external momenta and the loop momenta p_5 , p_6 and p_7 . For example,

$$D_{A,2} = (p_1 + p_2 + p_5)^2. \quad (7.2)$$

We define the 9×15 factors $D_{\Lambda,i}$ in the ancillary files attached to the arXiv submission of this article. These factors are raised to generalized powers $\nu_i \in \mathbb{Z}$. However, the set of master integrals we are interested in satisfies $\nu_i \leq 0$ for $i > 10$. The nine integrals

$J_{1,1,1,1,1,1,1,1,1,0,0,0,0,0}^A$ corresponding to the nine integral families are represented graphically in fig. 1.

Next, we define a set of canonical master integrals \vec{M}_Λ for each integral family. Any Feynman integral expressible in terms of the definition of eq. (7.1) and with $\nu_i \leq 0$ for $i > 10$ can be related to our set of master integrals via IBP relations. A master integral is a linear combination of Feynman integrals as defined in eq. (7.1) with rational numbers and ratios of polynomials of Mandelstam invariants as pre-factors. Additionally, we include a normalization factor $(D-4)^6$ for each master integral. We find this canonical master integrals by applying the algorithm outlined in the previous sections. In fact we find a complete basis for all families, except for one integral in family A and 3 integrals in family C using the algorithmic approach. For the missing four master integrals we select canonical integrals that have squared Feynman propagators. Such canonical integrals cannot be found by the algorithm in the form outlined above due to the power counting constraint. The number of required master integrals per family is presented in tab. 2. For example we choose,

$$M_A^{25} = (D/2-2)^6 (s_{12}(-s_{12}-s_{13}) J_{0,1,1,1,1,0,1,1,1,1,0,0,0,0,0}^A + s_{12}^3 J_{1,1,1,1,1,1,1,1,1,0,0,0,0,-1}^A + s_{12}(-s_{12}-s_{13}) J_{1,0,1,1,0,1,1,1,1,1,0,0,0,0,0}^A). \quad (7.3)$$

We give the definition of all chosen master integrals in the form of electronically readable files attached with the arXiv submission of this article.

In order to obtain a solution for our master integrals we apply the method of differential equations [15–19] in conjunction with IBP identities [45, 46]. This allows us to write the total differential of our canonical master integrals in the form

$$d\vec{M}_\Lambda = \epsilon [a \times d\log(s_{12}) + b \times d\log(s_{13}) + c \times d\log(s_{23})] \vec{M}_\Lambda. \quad (7.4)$$

a , b and c are matrices with rational entries. We emphasize that the canonical form of the differential equation (7.4) is obtained automatically since we are using $d\log$ integrals as master integrals. Next, we derive differential equations in the variable x by applying the momentum conservation constraint of eq. (2.3). Finally, we solve the resulting differential equations in an expansion in ϵ in terms of harmonic polylogarithms [56] of argument x up to 8th order in the dimensional regulator.

We determine the required boundary conditions from a simple physical requirement on how the solutions behave near singular points. The matrices a , b and c have integer eigenvalues. We demand that the vector of our solutions evaluated at a singular point of the differential equations is in the kernel of the space spanned by the eigen-vectors corresponding to strictly positive eigen-values of the associated matrix a , b or c . The physical explanation of this constraint can be understood as follows. The solution of our differential equations to all orders in the dimensional regulator close to the point $s_{12} = 0$ behaves as

$$\lim_{s_{12} \rightarrow 0} \vec{M}_\Lambda = s_{12}^{a\epsilon} \vec{M}_{\Lambda, s_{12}=0}. \quad (7.5)$$

Here, $\vec{M}_{\Lambda, s_{12}=0}$ represents a vector of boundary constants. The matrix exponential $s_{12}^{a\epsilon}$ involves terms of the type $s_{12}^{\epsilon a_i}$, where a_i are the eigenvalues of a (in general positive and

negative). UV divergences are associated with infinitely small, but positive ϵ . With the analysis of Feynman integrals we carried out in previous sections we demonstrated that it is possible to choose a basis of ultra-violet finite master integrals for any kinematical point, and in fact we did. On the other hand, our solution to the differential equations would exhibit logarithmic UV divergences for positive a_i at the point $s_{12} = 0$ for a generic boundary condition. To remedy this contradiction, we can choose the boundary vector $\vec{M}_{\Lambda, s_{12}=0}$ such that no such divergences are present in our solution. The same has to be true for the other two singular points of our systems of differential equations, $s_{13} = 0$ and $s_{23} = 0$. By expanding our general solution to the differential equations around all singular points and demanding these conditions have to be satisfied we constrain all boundary conditions except for the overall normalization. We determine the latter by computing a trivial propagator type integral.

We include our solutions to the differential equation as well as the systems of differential equations in ancillary files together with the arXiv submission of this article. Our solution is valid in the scattering region outlined above, i.e. for $s_{12} > 0$ and $x \in [0, 1]$. Analytic continuation into another scattering region may be performed for example by following the steps discussed in ref. [57, 58]. Similarly, permutations of external legs of our master integrals can be obtained using the methods detailed in refs. [57, 58]. We checked that the permutations of our master integrals satisfy the permuted systems of differential equations. Many master integrals that appear in one particular family also are contained within another and thus related to the master integrals of the other family. We provide a complete set of master integrals for each family such that there are redundancies among our master integrals. In order to remove these redundancies we also provide in an ancillary file relations among master integrals across different families. These relations relate the total of 533 integrals as listed in Table 2 to 221 master integrals.

While not all Feynman integrals required for massless four-point scattering amplitudes at three loops can be expressed in terms of integrals in our families, we expect that all required master integrals can. This expectation is based on the observation that all Feynman integrals that are not expressible in terms of our families contain sub-diagrams where at least one of the loops is in the form of a triangle integral. Such integrals are always reducible via IBP identities and the resulting master integrals can be included within our nine integral families.

8 Conclusion and future directions

Above we outlined an algorithm to find Feynman integrals with a $d\log$ integrand within a given integral family. A preliminary version of the algorithm to find $d\log$ forms was presented in ref. [13] and has already found multiple applications to cutting-edge problems. These include four-loop non-planar form factor integrals [34], as well as two-loop integrals with many scales [40, 54]. We discussed improvements of this algorithm and provide, for the first time, a public version.

Efficient methods for obtaining $d\log$ integrals are of great value in the process of computing Feynman amplitudes. Such integrals allow to greatly facilitate the computation

of Feynman integrals via the method of differential equations. Furthermore, we discussed connections of d logintegrals and potential application within the framework for generalized unitarity. We also outlined how such integrals may be used to find Feynman integrals that are free of infrared and ultraviolet divergences or at least have lower degree of divergence.

Finally, we applied the algorithm to determine a basis of master integrals required to express any amplitude for the scattering of four massless particles at three loops with only massless virtual particles. We then computed the master integrals using the method of differential equations. Our solution takes the form of a Laurent series in ϵ with coefficients that are expressed in terms of harmonic polylogarithms. In ancillary files attached to the arXiv submission of this article we provide a definition of these integrals, their explicit solution up to $\mathcal{O}(\epsilon^8)$ as well as the associated systems of differential equations. With this, all integrals needed for virtual corrections to processes like di-jet or di-photon production at the LHC at next-to-next-to-next-to-leading order are known.

Acknowledgments

This research received funding from the European Research Council (ERC) under the European Union’s Horizon 2020 research and innovation programme, *Novel structures in scattering amplitudes* (grant agreement No 725110). B.M. is supported by a Pappalardo fellowship. The work of V.S. was carried out according to the research program of Moscow Center of Fundamental and Applied Mathematics. P.W. wants to thank Tiziano Peraro, Simone Zoia, Christoph Dlapa, Ekta Chaubey and Robin Brüser for all the useful feedback on the implementation of the ‘DlogBasis’ package.

A Functions of DlogBasis package

To use the `DlogBasis` package the user needs `Mathematica` to be installed (version 10 or higher). The package can be downloaded using the command:

```
git clone https://github.com/pascalwasser/DlogBasis.git
```

In the following we give an overview over the different functions implemented in the package. The functions are also illustrated in an example file `DlogBasis_Examples.nb`.

- Load package:

```

<< DlogBasis`
DlogBasis: Package for automated calculation of leading
  singularities and dlog integrands.
Pascal Wasser, Johannes Gutenberg University Mainz (2019).
```

- `LeadingSingularities[func, v_List]`, `LeadingSingularities[func, v_List, n]`: Computes the list of linear independent leading singularities for a given multi-variable integrand. The integrand is either a rational function or a rational function multiplied by a square root of a polynomial in the denominator. The input is the integrand as the first argument and the list of integration variables as the second argument. The

output is the list of linear independent leading singularities. If no dlog form exists output is `Fail[DoublePole]`.

If the function is called with a third argument, `func` must be a linear combination in the parameters `n[1], ..., n[m]`, where `n` is specified by the third argument. The output in this case is a list of two lists. The first is the list of linear independent singularities. The second is a list of constraints to the parameters to remove double poles.

<pre>LeadingSingularities[1/(a (a b - s) b (s a b + 1)), {a, b}] {-1/s, s/(1+s^2)}</pre>
<pre>LeadingSingularities[1/((a+s) b (a+b+s)), {a, b}] Fail[DoublePole]</pre>
<pre>LeadingSingularities[(n[1]+n[2] a+n[3] b)/((a+s) b (a+b+s)), {a, b}, n] {{n[3], n[1]/s - n[3]}, {n[2] -> n[1]/s}}</pre>

- `InitializeDlogbasis[]`:

Initializes the kinematic setup and is a necessary step for using the parametrization function and to generate the integrand ansatz. Note that `LeadingSingularities` can also be called without any initialization. The function is called after the variables `Internal` (loop momenta), `External` (external momenta), `Replacements` (replacements of scalar products of external momenta) and `Propagators` have been defined. The propagators can be defined in terms of squared momenta (e. g. $(k+p)^2 + mm$) and for linear propagators also in terms of scalar products (e. g. $k \cdot p$) written with the `Dot`-symbol.

<pre>Internal = {k}; External = {p1, p2}; Replacements = {p1^2 -> 0, p2^2 -> 0, p3^2 -> 0, p1 p2 -> s / 2}; Propagators = {k^2, (k + p1)^2, (k + p1 + p2)^2}; InitializeDlogbasis[] Initialization successful.</pre>

- `SetParametrization[vs, eqs_List, jac]`:

Initializes a parametrization of the loop momenta. The first argument is the list of new integration variables v_1, \dots, v_{4L} . The second argument defines the relation between the original momentum variables and the new variables. If the equations do not parametrize all scalar products that depend on loop momenta, a warning is displayed. The third argument is the jacobian J of the coordinate transformation $d^4 k_1 \cdots d^4 k_L = J dv_1 \cdots dv_{4L}$, where k_1, \dots, k_L are the original loop momenta and v_1, \dots, v_{4L} are the new integration variables.

```

SetParametrization[{{a[1], a[2], a[3], a[4]},
  {k^2 == s a[1] a[2] - s a[3] a[4], (k + p1)^2 == s a[2] + s a[1] a[2] - s a[3] a[4],
    (k + p1 + p2)^2 == s + s a[1] + s a[2] + s a[1] a[2] - s a[3] a[4]}, s^2}]

```

- `SpinorHelicityParametrization[internal, vars, massless]`:

Generates a parametrization of the loop momenta and for massive external momenta in a spinor helicity basis (see equation (3.5)). The first argument is the list of internal (and possibly external) momenta that should be parametrized. The second argument must have the same length as the first and defines the variable names for the parametrization variables. The last argument is a list of either two or three massless external momenta. The first two momenta define the basis for the spinor helicity parametrization. The third momentum is optional and defines a normalization factor to the mixed spinor vectors. Output is a list with three elements. The first is the list of integration variables, the second is the set of equations to define the scalar products and the third is the jacobian factor for transforming the differential. The output can be directly used as an input for the `SetParametrization` function.

```

SpinorHelicityParametrization[{k}, {a}, {p1, p2}]
{
  {a[1], a[2], a[3], a[4]},
  {k^2 == s a[1] a[2] - s a[3] a[4], (k + p1)^2 == s a[2] + s a[1] a[2] - s a[3] a[4],
    (k + p1 + p2)^2 == s + s a[1] + s a[2] + s a[1] a[2] - s a[3] a[4]}, s^2}

```

```

SpinorHelicityParametrization[{k}, {a}, {p1, p2, p3}]

```

- `Parametrize[term]`, `Parametrize[term_List, n]`:

Parametrizes a given expression as specified with `SetParametrization`. Input is an arbitrary expression consisting of scalar products, squared momenta and integrand terms of the form `G[fam, inds_List]`. Here `fam` is a label of the integral family that can be chosen by the user and `inds` is the list of propagator indices, which have to be integer numbers. If a second argument `n` is specified the first argument must be a list of terms `{t1, ..., tm}`. The output in this case is the linear combination `t1 n[1] + ... + tm n[m]`, with `t1, ..., tm` parametrized.

```

Parametrize[2 (k + p1)^2 k.p2]
s a[1] (s a[2] + s (a[1] a[2] - a[3] a[4]))

```

```

Parametrize[G[tri, {1, 0, 1}]]
1
-----
(a[1] a[2] - a[3] a[4]) (1 + a[1] + a[2] + a[1] a[2] - a[3] a[4])

```


$$\text{Parametrize}[\text{k.p2 G}[\text{tri}, \{1, 0, 1\}]]$$

$$\frac{s a[1]}{2 (a[1] a[2] - a[3] a[4]) (1 + a[1] + a[2] + a[1] a[2] - a[3] a[4])}$$

$$\text{Parametrize}[\{\text{G}[\text{tri}, \{1, 0, 0\}], \text{G}[\text{tri}, \{1, 0, 1\}]\}, \text{n}]$$

$$\frac{s (1 + a[1] + a[2] + a[1] a[2] - a[3] a[4]) n[1] + n[2]}{(a[1] a[2] - a[3] a[4]) (1 + a[1] + a[2] + a[1] a[2] - a[3] a[4])}$$

- **IntegrandVariables[]:**

Returns the list integration variables.

```
IntegrandVariables[]
{a[1], a[2], a[3], a[4]}
```

- **IntegrandAnsatz[G[fam, inds_List], dim:4]:**

The input is an integral without numerators in the form $\text{G}[\text{fam}, \text{inds_List}]$. The list `inds` must only contain values 1 and 0. For this integral all possible numerators are constructed, which fulfill the *dlog power counting* defined with equation (3.20). An optional second argument, which has to be an integer number, specifies the dimension and its default value is 4. The following example is the massless one-loop box family.

```
Internal = {k};
External = {p1, p2, p3};
Replacements =
  {p1^2 -> 0, p2^2 -> 0, p3^2 -> 0, p1 p2 -> s / 2, p2 p3 -> t / 2, p1 p3 -> - (s + t) / 2};
Propagators = {k^2, (k + p1)^2, (k + p1 + p2)^2, (k + p1 + p2 + p3)^2};
InitializeDlogbasis[];
SetParametrization[SpinorHelicityParametrization[{k}, {a}, {p1, p2, p3}]]
Initialization successful.
```

```
ansatz = IntegrandAnsatz[G[box, {1, 1, 1, 1}]]
{G[box, {0, 1, 1, 1}], G[box, {1, 0, 1, 1}],
 G[box, {1, 1, 0, 1}], G[box, {1, 1, 1, 0}], G[box, {1, 1, 1, 1}]}
```

- **GenerateDlogbasis[ansatz, lsing, n]:**

Converts a given integrand ansatz and list of leading singularities into a list of dlog integrands with constant leading singularities. The input are three arguments: The first argument is the integrand ansatz. The second argument is the pair of leading singularities and double pole constraints. The third argument is the variable name `n` that defines the free parameters $n[1], n[2], \dots$ of the leading singularities. If not all free parameters are fixed a warning is displayed. The output is a list of dlog integrands with constant leading singularities.

```

lSing = LeadingSingularities[Parametrize[ansatz, n], IntegrandVariables[], n]
{{ {  $\frac{n[3]}{t} + \frac{n[5]}{st}, -\frac{n[4]}{s} - \frac{n[5]}{st}, \frac{n[5]}{st}, \frac{n[2]}{s} + \frac{n[5]}{st}, \frac{n[1]}{t} + \frac{n[5]}{st}$  }, {} } }

dlogs = GenerateDlogbasis[ansatz, lSing, n]
{ tG[1, {0, 1, 1, 1}], sG[1, {1, 0, 1, 1}],
  tG[1, {1, 1, 0, 1}], sG[1, {1, 1, 1, 0}], stG[1, {1, 1, 1, 1}] }

```

- **UseMacaulay2[True/False]:**
 Enables or disables the usage of Macaulay2 for a faster factorization of polynomials. This function requires an installed version of Macaulay2. Furthermore the path to Macaulay2 must be assigned to the variable **Macaulay2Path** and the variable **DataPath** has to be set to a directory to save temporary files.

```

DataPath = "~/MyDataDirectory";
Macaulay2Path = "/Applications/Macaulay2-1.15/bin/";

UseMacaulay2[True]
Enabling Macaulay2

```

References

[1] A. B. Goncharov, *Multiple polylogarithms, cyclotomy and modular complexes*, *Math. Res. Lett.* **5** (1998) 497–516, [1105.2076].

[2] K.-T. Chen, *Iterated path integrals*, *Bull. Am. Math. Soc.* **83** (1977) 831–879.

[3] A. V. Kotikov, L. N. Lipatov, A. I. Onishchenko and V. N. Velizhanin, *Three loop universal anomalous dimension of the Wilson operators in $N = 4$ SUSY Yang-Mills model*, *Phys. Lett.* **B595** (2004) 521–529, [hep-th/0404092].

[4] J. M. Henn and B. Mistlberger, *Four-Gluon Scattering at Three Loops, Infrared Structure, and the Regge Limit*, *Phys. Rev. Lett.* **117** (2016) 171601, [1608.00850].

[5] S. Abreu, L. J. Dixon, E. Herrmann, B. Page and M. Zeng, *The two-loop five-point amplitude in $\mathcal{N} = 4$ super-Yang-Mills theory*, *Phys. Rev. Lett.* **122** (2019) 121603, [1812.08941].

[6] S. Caron-Huot, L. J. Dixon, F. Dulat, M. von Hippel, A. J. McLeod and G. Papathanasiou, *Six-Gluon amplitudes in planar $\mathcal{N} = 4$ super-Yang-Mills theory at six and seven loops*, *JHEP* **08** (2019) 016, [1903.10890].

[7] S. Badger, D. Chicherin, T. Gehrmann, G. Heinrich, J. M. Henn, T. Peraro et al., *Analytic form of the full two-loop five-gluon all-plus helicity amplitude*, *Phys. Rev. Lett.* **123** (2019) 071601, [1905.03733].

[8] N. Arkani-Hamed, J. L. Bourjaily, F. Cachazo and J. Trnka, *Local Integrals for Planar Scattering Amplitudes*, *JHEP* **06** (2012) 125, [1012.6032].

[9] T. Gehrmann, J. M. Henn and T. Huber, *The three-loop form factor in $N=4$ super Yang-Mills*, *JHEP* **03** (2012) 101, [1112.4524].

- [10] J. Drummond, C. Duhr, B. Eden, P. Heslop, J. Pennington and V. A. Smirnov, *Leading singularities and off-shell conformal integrals*, *JHEP* **08** (2013) 133, [[1303.6909](#)].
- [11] N. Arkani-Hamed, J. L. Bourjaily, F. Cachazo and J. Trnka, *Singularity Structure of Maximally Supersymmetric Scattering Amplitudes*, *Phys. Rev. Lett.* **113** (2014) 261603, [[1410.0354](#)].
- [12] Z. Bern, E. Herrmann, S. Litsey, J. Stankowicz and J. Trnka, *Logarithmic Singularities and Maximally Supersymmetric Amplitudes*, *JHEP* **06** (2015) 202, [[1412.8584](#)].
- [13] P. Wasser, *Analytic properties of Feynman integrals for scattering amplitudes*, *M.Sc.* (2016) , [https://publications.ub.uni-mainz.de/theses/frontdoor.php?source_opus=100001967].
- [14] K. J. Larsen and R. Rietkerk, *MultivariateResidues - a Mathematica package for computing multivariate residues*, *PoS RADCOR2017* (2017) 021, [[1712.07050](#)].
- [15] A. V. Kotikov, *Differential equations method: New technique for massive Feynman diagrams calculation*, *Phys. Lett.* **B254** (1991) 158–164.
- [16] A. V. Kotikov, *Differential equations method: The Calculation of vertex type Feynman diagrams*, *Phys. Lett.* **B259** (1991) 314–322.
- [17] A. V. Kotikov, *Differential equation method: The Calculation of N point Feynman diagrams*, *Phys. Lett.* **B267** (1991) 123–127.
- [18] J. M. Henn, *Multiloop integrals in dimensional regularization made simple*, *Phys. Rev. Lett.* **110** (2013) 251601, [[1304.1806](#)].
- [19] T. Gehrmann and E. Remiddi, *Differential equations for two loop four point functions*, *Nucl. Phys.* **B580** (2000) 485–518, [[hep-ph/9912329](#)].
- [20] O. Gituliar and V. Magerya, *Fuchsia: a tool for reducing differential equations for Feynman master integrals to epsilon form*, *Comput. Phys. Commun.* **219** (2017) 329–338, [[1701.04269](#)].
- [21] R. N. Lee, *Reducing differential equations for multiloop master integrals*, *JHEP* **04** (2015) 108, [[1411.0911](#)].
- [22] C. Meyer, *Transforming differential equations of multi-loop Feynman integrals into canonical form*, *JHEP* **04** (2017) 006, [[1611.01087](#)].
- [23] M. Prausa, *epsilon: A tool to find a canonical basis of master integrals*, *Comput. Phys. Commun.* **219** (2017) 361–376, [[1701.00725](#)].
- [24] C. Dlapa, J. Henn and K. Yan, *Deriving canonical differential equations for Feynman integrals from a single uniform weight integral*, [2002.02340](#).
- [25] M. Hschele, J. Hoff and T. Ueda, *Adequate bases of phase space master integrals for $gg \rightarrow h$ at NNLO and beyond*, *JHEP* **09** (2014) 116, [[1407.4049](#)].
- [26] D. A. Kosower and K. J. Larsen, *Maximal Unitarity at Two Loops*, *Phys. Rev.* **D85** (2012) 045017, [[1108.1180](#)].
- [27] S. Badger, H. Frellesvig and Y. Zhang, *An Integrand Reconstruction Method for Three-Loop Amplitudes*, *JHEP* **08** (2012) 065, [[1207.2976](#)].
- [28] P. Mastrolia, E. Mirabella, G. Ossola and T. Peraro, *Scattering Amplitudes from Multivariate Polynomial Division*, *Phys. Lett.* **B718** (2012) 173–177, [[1205.7087](#)].

- [29] H. Ita, *Two-loop Integrand Decomposition into Master Integrals and Surface Terms*, *Phys. Rev.* **D94** (2016) 116015, [[1510.05626](#)].
- [30] J. L. Bourjaily and J. Trnka, *Local Integrand Representations of All Two-Loop Amplitudes in Planar SYM*, *JHEP* **08** (2015) 119, [[1505.05886](#)].
- [31] J. L. Bourjaily, E. Herrmann and J. Trnka, *Prescriptive Unitarity*, *JHEP* **06** (2017) 059, [[1704.05460](#)].
- [32] J. M. Drummond and J. M. Henn, *Simple loop integrals and amplitudes in $N=4$ SYM*, *JHEP* **05** (2011) 105, [[1008.2965](#)].
- [33] J. L. Bourjaily, A. DiRe, A. Shaikh, M. Spradlin and A. Volovich, *The Soft-Collinear Bootstrap: $N=4$ Yang-Mills Amplitudes at Six and Seven Loops*, *JHEP* **03** (2012) 032, [[1112.6432](#)].
- [34] J. M. Henn, T. Peraro, M. Stahlhofen and P. Wasser, *Matter dependence of the four-loop cusp anomalous dimension*, *Phys. Rev. Lett.* **122** (2019) 201602, [[1901.03693](#)].
- [35] A. von Manteuffel, E. Panzer and R. M. Schabinger, *A quasi-finite basis for multi-loop Feynman integrals*, *JHEP* **02** (2015) 120, [[1411.7392](#)].
- [36] A. von Manteuffel, E. Panzer and R. M. Schabinger, *On the Computation of Form Factors in Massless QCD with Finite Master Integrals*, *Phys. Rev.* **D93** (2016) 125014, [[1510.06758](#)].
- [37] V. A. Smirnov, *Analytical result for dimensionally regularized massless on shell planar triple box*, *Phys. Lett.* **B567** (2003) 193–199, [[hep-ph/0305142](#)].
- [38] J. M. Henn, A. V. Smirnov and V. A. Smirnov, *Analytic results for planar three-loop four-point integrals from a Knizhnik-Zamolodchikov equation*, *JHEP* **07** (2013) 128, [[1306.2799](#)].
- [39] J. M. Henn, A. V. Smirnov and V. A. Smirnov, *Evaluating single-scale and/or non-planar diagrams by differential equations*, *JHEP* **03** (2014) 088, [[1312.2588](#)].
- [40] D. Chicherin, T. Gehrmann, J. M. Henn, P. Wasser, Y. Zhang and S. Zoia, *All Master Integrals for Three-Jet Production at Next-to-Next-to-Leading Order*, *Phys. Rev. Lett.* **123** (2019) 041603, [[1812.11160](#)].
- [41] E. Panzer, *Feynman integrals and hyperlogarithms*. PhD thesis, Humboldt U., Berlin, Inst. Math., 2015. [[1506.07243](#)].
- [42] D. J. Broadhurst, *Summation of an infinite series of ladder diagrams*, *Phys. Lett.* **B307** (1993) 132–139.
- [43] Z. Bern, L. J. Dixon, D. C. Dunbar and D. A. Kosower, *One loop n point gauge theory amplitudes, unitarity and collinear limits*, *Nucl. Phys.* **B425** (1994) 217–260, [[hep-ph/9403226](#)].
- [44] Z. Bern, L. J. Dixon, D. C. Dunbar and D. A. Kosower, *Fusing gauge theory tree amplitudes into loop amplitudes*, *Nucl. Phys.* **B435** (1995) 59–101, [[hep-ph/9409265](#)].
- [45] K. G. Chetyrkin and F. V. Tkachov, *Integration by Parts: The Algorithm to Calculate beta Functions in 4 Loops*, *Nucl. Phys.* **B192** (1981) 159–204.
- [46] F. V. Tkachov, *A Theorem on Analytical Calculability of Four Loop Renormalization Group Functions*, *Phys. Lett.* **100B** (1981) 65–68.
- [47] K. J. Larsen and Y. Zhang, *Integration-by-parts reductions from unitarity cuts and algebraic geometry*, *Phys. Rev.* **D93** (2016) 041701, [[1511.01071](#)].

- [48] J. J. M. Carrasco and H. Johansson, *Generic multiloop methods and application to $N=4$ super-Yang-Mills*, *J. Phys.* **A44** (2011) 454004, [[1103.3298](#)].
- [49] J. M. Henn, G. P. Korchemsky and B. Mistlberger, *The full four-loop cusp anomalous dimension in $\mathcal{N} = 4$ super Yang-Mills and QCD*, [1911.10174](#).
- [50] M. Besier, P. Wasser and S. Weinzierl, *RationalizeRoots: Software Package for the Rationalization of Square Roots*, [1910.13251](#).
- [51] E. Herrmann and J. Parra-Martinez, *Logarithmic forms and differential equations for Feynman integrals*, [1909.04777](#).
- [52] D. R. Grayson and M. E. Stillman, “Macaulay2, a software system for research in algebraic geometry.” Available at <http://www.math.uiuc.edu/Macaulay2/>.
- [53] S. Caron-Huot and J. M. Henn, *Iterative structure of finite loop integrals*, *JHEP* **06** (2014) 114, [[1404.2922](#)].
- [54] D. Chicherin, T. Gehrmann, J. M. Henn, N. A. Lo Presti, V. Mitev and P. Wasser, *Analytic result for the nonplanar hexa-box integrals*, *JHEP* **03** (2019) 042, [[1809.06240](#)].
- [55] S. Caron-Huot and K. J. Larsen, *Uniqueness of two-loop master contours*, *JHEP* **10** (2012) 026, [[1205.0801](#)].
- [56] E. Remiddi and J. A. M. Vermaseren, *Harmonic polylogarithms*, *Int. J. Mod. Phys.* **A15** (2000) 725–754, [[hep-ph/9905237](#)].
- [57] T. Ahmed, J. Henn and B. Mistlberger, *Four-particle scattering amplitudes in QCD at NNLO to higher orders in the dimensional regulator*, *JHEP* **12** (2019) 177, [[1910.06684](#)].
- [58] J. M. Henn and B. Mistlberger, *Four-graviton scattering to three loops in $\mathcal{N} = 8$ supergravity*, *JHEP* **05** (2019) 023, [[1902.07221](#)].