

# Graph4Code: A Machine Interpretable Knowledge Graph for Code

Ibrahim Abdelaziz<sup>1\*</sup>, Julian Dolby<sup>1\*</sup>, James P. McCusker<sup>2\*</sup>, and Kavitha Srinivas<sup>1\*</sup>

<sup>1</sup> IBM Research, T.J. Watson Research Center, Yorktown Heights, NY, USA  
{kavitha.srinivas, ibrahim.abdelazizi}@ibm.com, dolby@us.ibm.com

<sup>2</sup> Rensselaer Polytechnic Institute (RPI), Troy, NY, USA  
mccusj2@rpi.edu

**Abstract.** Knowledge graphs have proven extremely useful in powering diverse applications in semantic search and natural language understanding. GRAPH4CODE is a knowledge graph about program code that can similarly power diverse applications such as program search, code understanding, refactoring, bug detection, and code automation. The graph uses generic techniques to capture the semantics of Python code: the key nodes in the graph are classes, functions and methods in popular Python modules. Edges indicate *function usage* (e.g., how data flows through function calls, as derived from program analysis of real code), and *documentation* about functions (e.g., code documentation, usage documentation, or forum discussions such as StackOverflow). We make extensive use of named graphs in RDF to make the knowledge graph extensible by the community. We describe a set of generic extraction techniques that we applied to over 1.3M Python files drawn from GitHub, over 2,300 Python modules, as well as 47M forum posts to generate a graph with over 2 billion triples. We also provide a number of initial use cases of the knowledge graph in code assistance, enforcing best practices, debugging and type inference. The graph and all its artifacts are available to the community for use.

**Keywords:** Knowledge Graphs, Code Analysis, Code Ontology

## 1 Introduction

Knowledge graphs (e.g. DBpedia [10], Wikidata [17], Freebase [3], YAGO [15], NELL [4]) provide advantages for applications such as semantic parsing [9], recommendation systems [5], information retrieval [6], question answering [16,18] and image classification [12]. Inspired by such knowledge graphs, we build GRAPH4CODE, a knowledge graph for program code. Many applications could benefit from such knowledge graphs, e.g. code search, code automation, refactoring, bug detection, and code optimization [1], and there many open repositories of code for material. In 2019-2020 alone, there have been over 100 papers<sup>3</sup> using machine

\* Equal Contribution, Alphabetical Order

<sup>3</sup> <https://ml4code.github.io/papers.html>

learning for problems that involve code, including problems that span natural language and code (e.g., summarizing code in natural language [2]). A knowledge graph that represents code along with natural language descriptions could enhance this research.

We illustrate the value of such a knowledge graph with Figure 1, which shows an example of code search: a developer searches for StackOverflow posts relevant to the Python code from GitHub in the left panel. That code uses

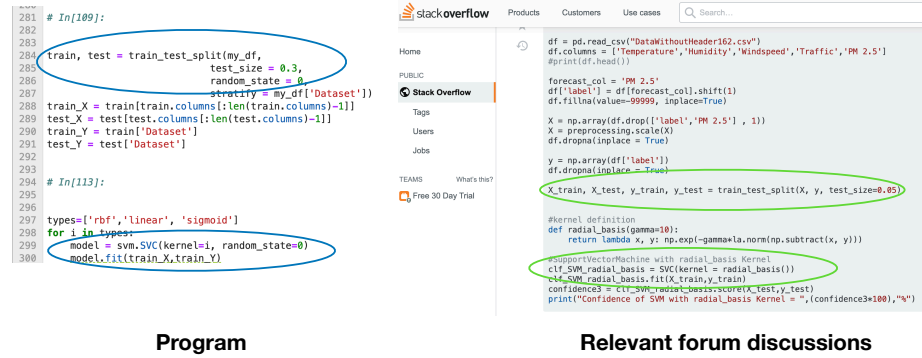


Fig. 1. Code search example

`sklearn` to split data into train and test sets (`train_test_split`), and creates an SVC model (`svm.SVC`) to train on the dataset (`model.fit`). On the right is a real post from StackOverflow relevant to this code, in that the code performs similar operations. However, treating program code as text or as an Abstract Syntax Tree (AST) makes this similarity extremely hard to detect. For instance, there is no easy way to tell that the `model.fit` is a call to the same library as `clf_SVM_radial_basis.fit`. Analysis must reveal that `model` and `clf_SVM_radial_basis` refer to the same type of object, and that the result of `sklearn.train_test_split` is an argument to `fit` in both programs. Such an abstract representation would ease understanding semantic similarity between programs, making searches for relevant forum posts more precise. Yet most representations in the literature have been application-specific, and most have relied on surface forms such as tokens or ASTs.

We present generic techniques for building representations of code that enable applications such as in Figure 1. We deploy state of the art program analysis that generalizes across programming languages, and we show scaling to millions of programs. From public code, we extract a graph per program, which captures that program in terms of data and control flow. As an example, the program in Figure 1 has a data flow edge from a node denoting the `sklearn.train_test_split` to a node denoting `sklearn.svm.SVC.fit`. It would also have a control flow edge from `sklearn.svm.SVC` to `sklearn.svm.SVC.fit`.

Representing programs as data flow and control flow is crucial because programs that behave similarly can look arbitrarily different at a token or AST level due to syntactic structure or choices of variable names. Conversely, programs that look similar (e.g., they invoke a call to a method called `fit`) can have entirely different meanings. We build such representations for 1.3 million Python programs on GitHub, each analyzed into its own separate graph.

While these graphs capture how libraries get used, they are not sufficient; there are semantics in textual documentation of libraries, and in forum discussions of them. We therefore link library calls to documentation and forum discussions. We identified commonly used modules in Python and their dependencies, and added canonical nodes to represent each class, function or method for 2300+ modules. These nodes are linked using information retrieval techniques to the documentation of method and classes (from usage documentation, when available, or from direct introspection), and to forum posts which specify the method or the class (an example of which is shown in Figure 1 for the `sklearn.svm.SVC.fit` method). We performed this linking for 257K classes, 5.8M methods, and 278K functions, and processed 47M posts from StackOverflow and StackExchange. To our knowledge, this is the first knowledge graph that captures the semantics of code, and its associated artifacts.

Our knowledge graph is an RDF graph. Each program graph is modeled separately, and we use existing properties from ontologies such as schema.org, SKOS, DublinCore, and SemanticScience Integrated ontology (SIO) to model relationships between program and documentation entities.

In summary, our key contributions are as follows:

- A comprehensive knowledge graph for 1.3 million Python programs on GitHub
- A model to represent code and its natural language artifacts (Section 2)
- A language neutral approach to mine common code patterns (Section 3)
- Connections from code to associated forum discussions and documentation (Section 4)
- Use cases showing generality and promise of GRAPH4CODE (Section 5)

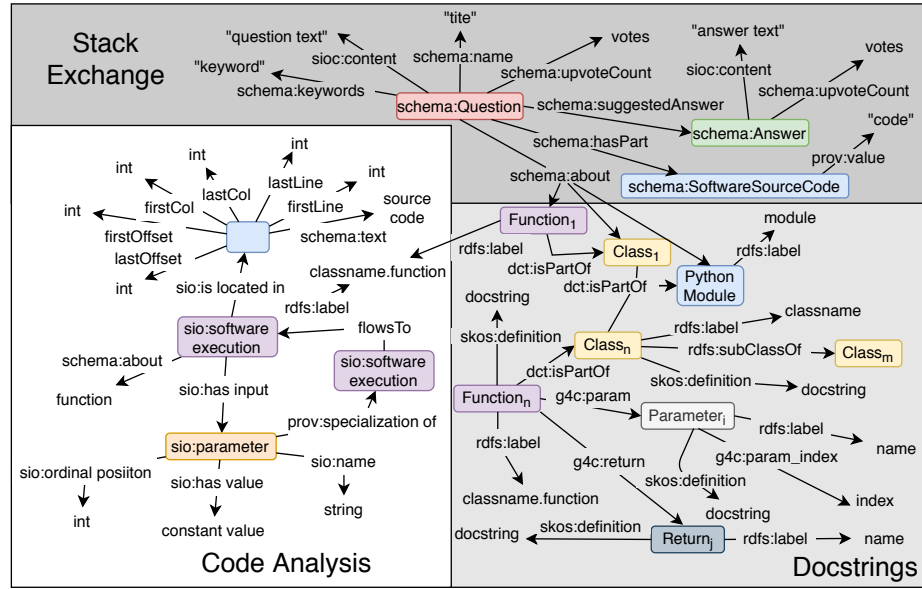
All artifacts associated with GRAPH4CODE, along with detailed descriptions of the modeling, use cases, query templates and sample queries for use cases are available at <https://wala.github.io/graph4code/>.

## 2 Ontology and Modeling

Figure 2 shows GRAPH4CODE’s graph model, which is based on the SemanticScience Integrated Ontology (SIO) [7], and Schema.org classes and properties<sup>4</sup>. Classes and functions in code are modeled as `g4c:Class` and `g4c:Function`<sup>5</sup>, and each has a URI based on its python import path along

<sup>4</sup> The full schema specified as TTL files can be found at <https://github.com/wala/graph4code/tree/master/docs>

<sup>5</sup> `g4c` is <http://purl.org/twc/graph4code/ontology/>



**Fig. 2.** A concept map of GRAPH4CODE's overall schema, across the code analysis, Stack Exchange, and Docstrings extractions.

with the `python:` prefix<sup>6</sup>. For instance, the function `pandas.read_csv` in Figure 1 is `python:pandas.read_csv`. Each invocation of a function is an instance of `sio:SoftwareExecution`.

Function invocations in code analysis link to their functions by RDFS label. However, since the return types of functions are often unknown in Python, this linkage is not always predictable. For instance, in the right panel of Figure 1, the call `df.fillna` will reflect the analysis to that point, its RDFS label would be `pandas.read_csv.fillna`. Modeling of code analysis is detailed in Section 3.

We model StackExchange questions and answers using properties and classes from Schema.org, while expressing the actual question text as `sioc:content`. We chose Schema.org because it models the social curation of questions and answers across the web. Mentions of specific Python classes, modules, and functions in the forum posts are linked to classes and function URIs using `schema:about`. We also extract software snippets in forum posts, and use `schema:SoftwareSourceCode` to express source code snippets from questions and answers.

The resulting knowledge graph allows the querying of usage patterns for python functions and classes directly by URI, along with any forum post or documentation associated with them (See Section 5).

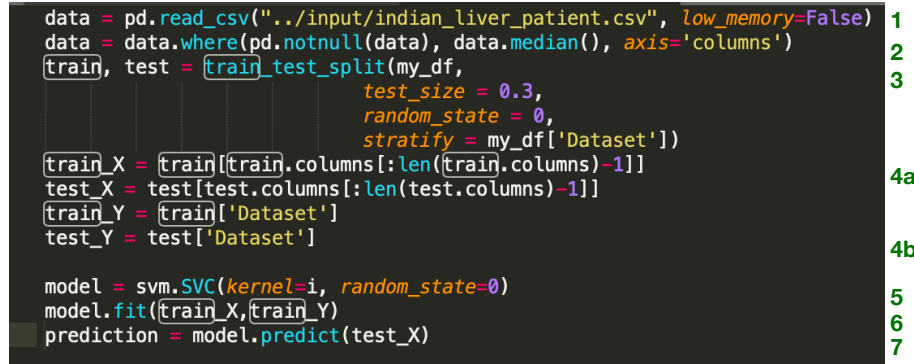
<sup>6</sup> <http://purl.org/twc/graph4code/python/>

### 3 Mining Code Patterns

#### 3.1 Extraction of Python Files from GitHub

Our starting point to build GRAPH4CODE is 1.38 million code files from GitHub. To extract this dataset, we ran a SQL query on the Google BigQuery dataset<sup>7</sup>. The query looks for all Python files and Python notebooks from repositories that had at least two watch events associated with it, and excludes large files. Duplicate files were eliminated, where a duplicate was defined as having the same MD5 hash as another file in the dataset.

#### 3.2 Code Analysis



```

data = pd.read_csv("../input/indian_liver_patient.csv", low_memory=False) 1
data = data.where(pd.notnull(data), data.median(), axis='columns')          2
train, test = train_test_split(my_df,                                     3
                               test_size = 0.3,
                               random_state = 0,
                               stratify = my_df['Dataset'])
train_X = train[train.columns[:len(train.columns)-1]]                     4a
test_X = test[test.columns[:len(test.columns)-1]]                         4b
train_Y = train['Dataset']
test_Y = test['Dataset']

model = svm.SVC(kernel='i', random_state=0)                               5
model.fit(train_X, train_Y)                                                6
prediction = model.predict(test_X)                                         7

```

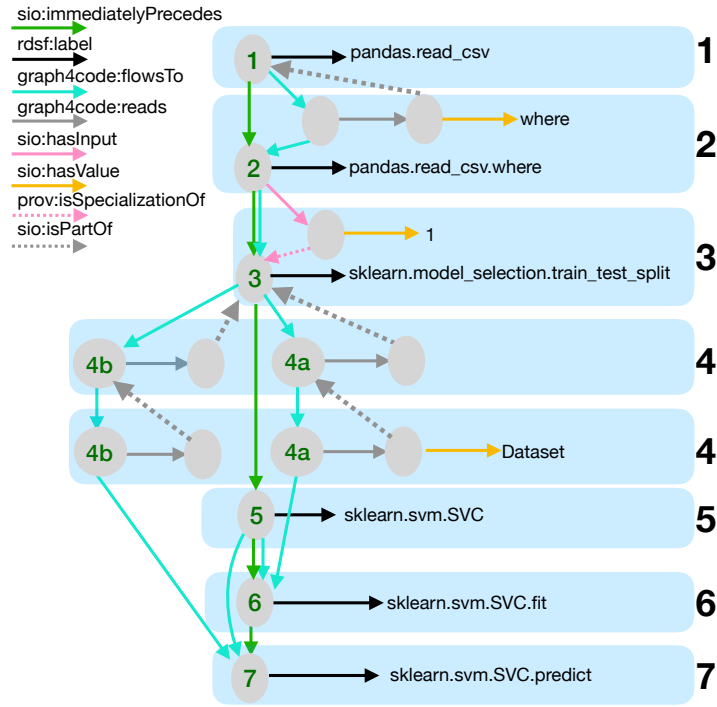
Fig. 3. Illustrative code example from GitHub

Figure 3 extends the code in our running example (Figure 1) to illustrate how we construct the knowledge graph. In this example, a CSV file is first read using the Pandas library with a call to `pandas.read_csv`, with the call being represented as 1 on the right of the program. The object returned by the call has an unknown type, since most code in Python is not typed. Some filtering is performed on this object by filling in the missing values with a median with a call to `where`, which is call 2. The object returned by 2 is then split into train and test with a call to `train_test_split`, which is call 3. Two subsets of the train data are created (4) which are then used as arguments to the `fit` call (6), after creating the `SVC` object in call (5). The test data is similarly split into its X and Y components and used as arguments to the `predict` call (7).

Figure 4 illustrates the output of program analysis. For this, we use WALA<sup>8</sup> – an open source library which can perform inter-procedural program analysis for

<sup>7</sup> [https://github.com/wala/graph4code/blob/master/extraction\\_queries/bigquery.sql](https://github.com/wala/graph4code/blob/master/extraction_queries/bigquery.sql)

<sup>8</sup> <https://github.com/wala/WALA>



**Fig. 4.** Dataflow graph for the running example

Python, Javascript, and Java. The output of WALA is a control flow (depicted as green edges) and data flow (depicted as blue edges) graph for each analyzed program. The control flow edges are straightforward in this example and capture the order of calls, and this is particularly useful when data flow need not be explicit, such as when a `fit` call (labeled 6) must precede a `predict` call (labeled 7) for the `sklearn` library.

We discuss the data flow shown in Figure 4 in more detail to illustrate assumptions in our analysis and to describe our modeling. This figure is a subset of the actual model, but we show all the key relations at least once. This graph shows two key relations that capture the flow through the code:

**flowsTo**<sup>9</sup> (blue edges) captures the notion of data flow from one node to another, abstracting away details like argument numbers or names. Many application queries can be expressed as transitive paths on **flowsTo**.

**immediatelyPrecedes** (green edges) captures code order. Queries such as `predict` calls not preceded by `fit` calls can be expressed this way.

Node 1 in Figure 4 corresponds to the execution of `read_csv`. Since we are trying to understand mainly how code uses libraries rather than the libraries

<sup>9</sup> predicates use the `graph4code:` prefix, <http://purl.org/twc/graph4code/>

themselves, we assume any call simply returns a new object, with no side effects<sup>10</sup>. In Figure 3, we see `data` used as the receiver to the `where` (i.e. the object on which the call is made). Since Python does not have methods per se<sup>11</sup>, this call has two steps as shown in Figure 4:

1. A read of the `where` property from `data`. It is a blank node with a `read` edge to another blank node. The read node has a `hasValue` edge to the name of the field `where` and an `isPartOf` edge to the object being read.
2. A call `B`, which is given the label `pandas.read_csv.where` since it represents the actual invocation of `where` on the object returned by the `pandas.read_csv` call.

We see from Figure 3 that `data` is used as argument 1 to `train_test_split`, labelled 3. The graph denotes argument numbers using blank nodes as shown in Figure 4: there is a `hasInput` edge to the blank node which, in turn, has a `hasValue` to the argument number 1 and an `isSpecializationOf` edge to the call. All arguments have this representation, but we show only this one to minimize clutter.

The call to `test_train_split` returns a tuple, which is split into `train` and `test`. This is captured in the first box labeled 4. Then each of `train` and `test` are split into their X and Y components for learning, which is shown in the second box label 4. The `train` components is used for `fit`, and the `4a` node show the read of the test components from `Dataset`. The `4b` nodes follow the test component to the `predict` call; the X field is a slice and so does not have a specific field. Note that this example does not have dataflow directly from `fit` to `predict`, but this graph also captures the ordering constraint between them as shown in Figure 4.

Each program is analyzed into a separate RDF graph, with connections between different programs being brought about by `rdfs:label` to common calls (e.g., `sklearn.svm.SVC.fit`). Note that this type of modeling accommodates the addition of more graphs easily as more code gets available for analysis.

## 4 Linking Code to Documentation and Forum Posts

### 4.1 Extracting Documentation into the Graph

To generate documentation for all functions and classes used in the 1.3 million files, we first processed all the import statements to gather popular libraries (libraries with more than 1000 imports across the files). 506 such libraries were identified, of which many were included in the Python language themselves. For each of these libraries, we tried to resolve their location on GitHub to get not only the documentation embedded in its code, but also associated usage

<sup>10</sup> Of course this may not be true, but allows us to scale analysis without delving into the analysis of libraries, which may be huge and, in languages like Python, are often written in C.

<sup>11</sup> It is legal to modify "methods", e.g. `data.where = lambda...`

documentation which tends to be in the form of markdown or restructured text files. We found 403 repositories using web searches on GitHub for the names of modules.

The first source of documentation we collected is from the documentation embedded in these code files. However, documentation in the source is insufficient because Python libraries often depend on code written in other languages. As an example, the `tensorflow.placeholder` function is defined in C, and has no stub that allows the extraction of its documentation. Therefore, to gather additional documentation for the popular libraries, we created a virtual environment, installed it, and used Python `inspect` to gather the documentation. Currently, we only gather information about the latest version of the code. This is currently a limitation of the graph that we will address in future work.

This step yielded 6.3M pieces of documentation for functions, classes and methods in 2300+ modules (introspection of each module brought in its dependencies). The extracted documentation is added to our knowledge graph where, for each class or function, we store its documentation string, base classes, parameter names and types, return types and so on. As an example, the following are some materialized information about `pandas.read_csv` in GRAPH4CODE:

```
py:pandas.read_csv
    a                                graph4code:Function;
    dterms:isPartOf      py:pandas;
    skos:definition      "Read a comma-separated values (csv) file ...";
    g4c:return      py:pandas.read_csv/r/1 ;
    g4c:return_inferred_type py:pandas.DataFrame ;
    g4c:param      py:pandas.read_csv/p/1 ;
    g4c:param      py:pandas.read_csv/p/2 .

py:pandas.read_csv/r/1
    a                                graph4code:Return ;
    g4c:return_index 1 ;
    skos:definition      "A comma-separated values (csv) file ..." .

py:pandas.read_csv/p/2
    a                                graph4code:Parameter ;
    rdfs:label      "sep" ;
    g4c:param_index 2 ;
    g4c:param_inferred_type py:str ;
    skos:definition      "Delimiter to use. If sep is None, ... " .
```

## 4.2 Extraction of StackOverflow and StackExchange Posts

User forums such as Stackoverflow<sup>12</sup> provide a lot of information in the form of questions and answers about code. Moreover, user votes on questions and answers can indicate the value of the question and the correctness of the answer.

<sup>12</sup> <https://stackoverflow.com/>



While Stackoverflow is geared towards programming, StackExchange<sup>13</sup> provides a network of sites around many other topics such as data science, statistics, mathematics, and artificial intelligence.

To further enrich our knowledge graph with natural language posts about code and other documentation, we linked each function, class and method to its relevant posts in Stackoverflow and StackExchange. In particular, we extracted 45M posts (question and answers) from StackOverflow and 2.7M posts from StackExchange in Statistical Analysis, Artificial Intelligence, Mathematics and Data Science forums. Each question is linked to all its answers and to all its metadata information like tags, votes, comments, codes, etc.

We then built an elastic search index for each source, where each document is a single question with all its answers. The documents were indexed using a custom analyzer tailored for natural language as well as code snippets. Then, for each function, class and method, we perform a multi-match search<sup>14</sup> over this index to retrieve the most relevant posts (a limit of 5K matches per query is imposed) and link it to the corresponding node in the knowledge graph. For example, the following question is linked to `SVC` class:

```
<https://stackoverflow.com/questions/47663694>
  rdf:type          schema:Question;
  schema:about      py:sklearn.svm.SVC;
  schema:name       "How to run SVC classifier..";
  schema:suggestedAnswer <https://stackoverflow.com/questions/a/47664483>.

<https://stackoverflow.com/questions/a/47664483>
  rdf:type          schema:Answer;
  sioc:content      "Build your classifier: classifier = svm.SVC() ...".
```

### 4.3 Extracting Class Hierarchies

As in the case of extracting documentation embedded in code, extraction of class hierarchies was based on Python introspection of the 2300+ modules. For example, the below triples list some of the subclasses of `BaseSVC`:

```
py:sklearn.svm.SVC rdfs:subClassOf py:sklearn.svm._base.BaseSVC .
py:sklearn.svm.NuSVC rdfs:subClassOf py:sklearn.svm._base.BaseSVC .
```

## 5 Knowledge Graph: Properties and Uses

As discussed earlier, a large literature exists on using various code abstractions such as ASTs, text, or even output of program analysis artifacts for all sorts

<sup>13</sup> <https://data.stackexchange.com/>

<sup>14</sup> [https://github.com/wala/graph4code/blob/master/extraction\\_queries/elastic\\_search.q](https://github.com/wala/graph4code/blob/master/extraction_queries/elastic_search.q)

	Functions(K)	Classes(K)	Methods(K)
Docstrings	278	257	5,809
Web Forums Links	106	88	742
Static Analysis Links	4,230	2,132	959

**Table 1.** Number of functions, classes and methods in docstrings and the links connected to them from user forums and static analysis

of applications such as code refactoring, code search, code de-duplication detection, debugging, enforcement of best practices etc. The popularity of WALA<sup>15</sup>, the program analysis tool used to generate the analysis based representation of GRAPH4CODE, attests to the fact that numerous applications exist for this type of representation of code. To our knowledge, GRAPH4CODE is the first attempt to build a knowledge graph over a large repository of programs and systematically link it to documentation and forum posts related to code. We believe that by doing so, we will enable a new class of applications that combine code semantics as expressed by program flow along with natural language descriptions of code.

### 5.1 Graph Statistics

Table 1 shows the number of unique methods, classes, and functions in docstrings (embedded documentation in code). These correspond to all documentation pieces we found embedded in the code files or obtained through introspection (see Section 4.1). Overall, we extracted documentation for 278K functions, 257K classes and 5.8M methods. Table 1 also shows the number of links made from other sources to docstrings documentation. Static analysis of the 1.3M code files created a total of 7.3M links (4.2M functions, 2.1M class and 959K methods). We also created links to web forums in Stackoverflow and StackExchange: GRAPH4CODE has currently 106K, 88K and 742K links from web forums to functions, classes and methods, respectively. This results in a knowledge graph with a total of 2.09 billion edges; 75M triples from docstrings, 246M from web forums and 1.77 billion from static analysis.

### 5.2 Querying Graph4Code

This section shows basic queries for retrieving information from GRAPH4CODE.

The first query returns the documentation of a class or function, in this case `pandas.read_csv`. It also returns parameter and return types, when known. One can expand these parameters (`?param`) further to get their labels, documentation, inferred types, and check if they are optional.

```
select ?doc ?param ?return where {
  graph <http://purl.org/twc/graph4code/docstrings> {
```

<sup>15</sup> <https://github.com/wala/WALA>

```

    ?s rdfs:label "pandas.read_csv" ;
        skos:definition ?doc .
    optional { ?s g4c:param ?param . }
    optional { ?s g4c:return ?return . }
}
}

```

In addition to the documentation of `pandas.read_csv`, we can also get the forum posts that mention this function by appending the following to the query above. This will return all questions in StackOverflow and StackExchange forums about `pandas.read_csv` along with its answers.

```

graph ?g2 {
    ?ques schema:about ?s ;
        schema:name ?q_title ;
        schema:suggestedAnswer ?a .
    ?a sioc:content ?answer.
}

```

Another use of GRAPH4CODE is to understand how people use functions such as `pandas.read_csv`. In particular, the query below shows when `pandas.read_csv` is used, what are the fit functions that are typically applied on its output.

```

select distinct ?label where {
    graph ?g {
        ?read rdfs:label "pandas.read_csv" .
        ?fit schema:about "fit" .
        ?read graph4code:flowsTo+ ?fit .
        ?fit rdfs:label ?label .
    }
}

```

### 5.3 Uses of Graph4Code

In addition to simple templates that people can use to query the knowledge graph, we describe three use cases for GRAPH4CODE here in some detail. Additional use cases can be found in <https://wala.github.io/graph4code/>.

**Enforcing best practices** There has been a long history in the programming languages literature of using static analysis to perform the detection of anti patterns or best practices for various application frameworks and systems code (e.g. [8], [11], and [14]). For instance, [14] described a set of anti patterns for usage of enterprise java beans frameworks. Frequently, the detection of anti patterns has been implemented using custom code over the output of static analysis, but see [13] for an approach that uses a custom declarative query language called PQL which can be used to detect anti patterns.

In most cases, detection of several hundred anti-patterns can be enabled with just a handful of query templates ([14]). We enable this use case easily with our

knowledge graph. To illustrate how this might work, we describe a best practices pattern for data scientists, which states that any data scientist who builds a machine learning model must use different data to train the model with a `fit` call, than the data they use to ultimately test the validity of the model with a `predict` call. Note that it is perfectly reasonable for the user to also use the `predict` call to assess the goodness of the model on the training data. All that is required is that *some other data* also be used to the `predict` call. Fortunately, SPARQL 1.1 is expressive enough to describe the anti pattern easily over the knowledge graph. Basically, we look for any dataset that flows into argument 1 of a `fit` call, that also flows into argument 1 of the `predict` call, and filter cases that do have two different datasets flowing into the `predict` calls on the exact same model. We ran this query over the knowledge graph, and found 245 examples of this anti pattern in the graph. Figure 5 shows one such result. Data flows from line 15 to the `fit` call on line 37, and to the `predict` call on line 40 on the same model `nbr`, but no test data is used to validate the model at all.

```

13 dataset_url = 'http://mlr.cs.umass.edu/ml/machine-learning-databases/' + \
14               'wine-quality/winequality-white.csv'
15 data = pd.read_csv(dataset_url, sep=';')
16 # ls = list(data)
17 # ls.remove('quality')
18 # feature = pd.DataFrame(data, columns=ls)
19 # target = pd.DataFrame(data, columns=['quality'])
20 feature = normalize(data.iloc[:, :-1])
21 target = np.ravel(data.iloc[:, -1])

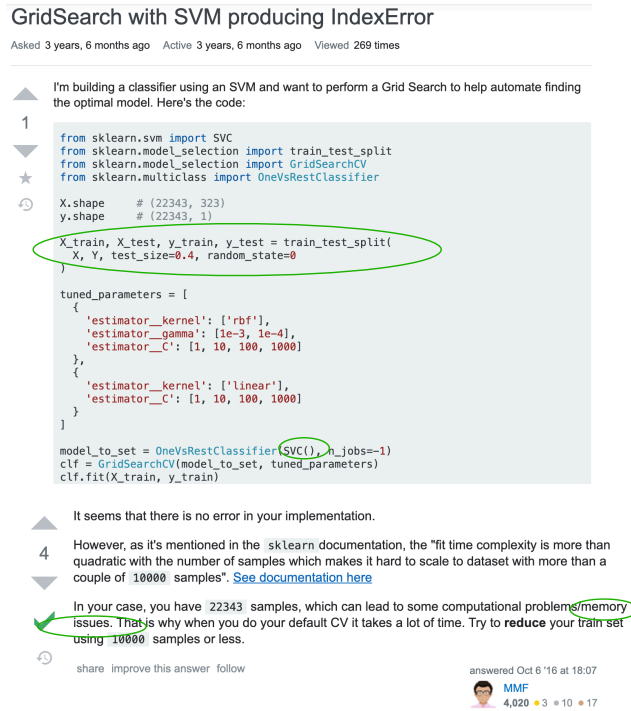
28 def resubstation(dist, algo):
29     print("resubstation, algo=%s, dist=%s" % (algo, dist))
30     start_time = time.time()
31     if dist == 'cosDist':
32         nbr = KNN(n_neighbors=13, algorithm=algo,
33                 metric=cosDist)
34     else:
35         nbr = KNN(n_neighbors=13, algorithm=algo,
36                 metric=dist, weights='distance')
37     nbr.fit(feature, target)
38     print("---- training time: %s sec ----" % (time.time() - start_time))
39     start_time = time.time()
40     pred = nbr.predict(feature)

```

Fig. 5. An example from detected anti patterns

We stress that this is just one example of the types of templates that can be built to enforce API specific or even organization specific best practices. As noted extensively in the literature, a small set of templates typically are needed to enforce many hundred anti-patterns. For data science scenarios alone, there are two other best practices we have implemented. One checks that users use some type of hyper-parameter optimization techniques when building models rather than setting hyper-parameters to models manually. A second checks that users compares more than one model for each dataset, because it is well known that no single algorithm works best on all datasets. Together these queries act

as tutorials for how to construct such anti-pattern detection across a repository of code.



**Fig. 6.** First search result for debugging SVC query

**Debugging with Stackoverflow** A common use of sites such as StackOverflow is to search for posts related to an issue with a developer's code, often a crash. In this use case, we show an example of searching StackOverflow using the code context in Figure 1, based on the highlighted code locations found with dataflow to the `fit` call. Such a search on GRAPH4CODE does produce the StackOverflow result shown in Figure 1 based on links with the coding context, specifically the `train_test_split` and `SVC.fit` call as one might expect. Suppose we had given `SVC` a very large dataset, and the `fit` call had memory issues; we could augment the query to look for posts that mention 'memory issue', in addition to taking the code context shown in Figure 1 into consideration. Figure 6 shows the first result returned by such a query over the knowledge graph. As shown in the figure, this hit is ranked highest because it matches both the code context in Figure 1 highlighted with green ellipses, and the terms "memory issue" in the text. What is interesting is that, despite its irrelevant title, the answer is actually a valid one for the problem. A text search on StackOverflow with 'sklearn', 'SVC'

and ‘memory issues’ as terms does not return this answer in the top 10 results. Figure 7 shows the second result, which is the first result returned by a text search on StackOverflow. Note that our system ranks this lower because the coding context does not match the result as closely.

### How to overcome SVM memory requirement

Asked 4 years, 4 months ago · Active 4 years, 4 months ago · Viewed 1k times

I am using the SVM function (LinearSVC) in scikit-learn. My dataset and number of features is quite large, but my PC RAM is insufficient, which causes swapping, slowing things down. Please suggest how I can deal with this (besides increasing RAM).

In short, without reducing the size of your data or increasing the RAM on your machine, you will not be able to use SVC here. As implemented in scikit-learn (via libsvm wrappers) the algorithm requires seeing all the data at once.

One option for larger datasets is to move to a model that allows online fitting, via the partial\_fit() method. One example of an online algorithm that is very close to SVC is the Stochastic Gradient Descent Classifier, implemented in sklearn.linear\_model.SGDClassifier. Through its partial\_fit method, you can fit your data just a bit at a time, and not encounter the sort of memory issues that you might see in a one-batch algorithm like SVC. Here's an example:

```
from sklearn.linear_model import SGDClassifier
from sklearn.datasets import make_blobs

# make some fake data
X, y = make_blobs(n_samples=1000010,
                  random_state=0)

# train on a subset of the data at a time
clf = SGDClassifier()
for i in range(10):
    subset = slice(100000 * i, 100000 * (i + 1))
    clf.partial_fit(X[subset], y[subset], classes=np.unique(y))
```

**Fig. 7.** Second search result for debugging SVC query

**Type inference** In dynamic languages such as Python, there is little information in code to inform the developer what types of object a given variable may hold. Figure 8 shows an example snippet of code from GitHub, which reads a CSV file and then uses the `df` object calling various methods on it such as `sort_values`, `reset_index`, and `drop`. GRAPH4CODE, however, can be leveraged to perform type inference. To do so, we used a SPARQL query to understand which classes contain *all* the methods that have been used on the given object to infer its type because valid types must contain all the methods called upon an object. The SPARQL query returned a set of inferred types shown in Figure 8. This set shows a peculiarity of Python introspection, where many types such as `statsmodels.base.data.Series` returned by introspection of the `statsmodels` module do not actually exist; they just import classes such as `pandas.core.series.Series`. For the type inference application, we iterated over inferred types to dynamically test the types they resolve to. Once we resolved the types, we found the most generic types by fetching base types for each resolved type with a SPARQL query, and then we removed a type if its base class also appears in the resolved set. For the example in Figure 8, we correctly inferred the two types `pandas.core.frame.DataFrame` and `pandas.core.series.Series` using the resolution and generic type finding

steps described in the Figure. Note that this sort of type inference can be viewed as resolving the entities in the knowledge graph, and linking them to their correct methods from an execution call. So, understanding that `df` is a `DataFrame` for instance suggests that the `df.drop` call be linked to `DataFrame.drop`. Large scale type inference on the the billion edge graph is future work; but it is of significant value for a number of use cases of the graph.

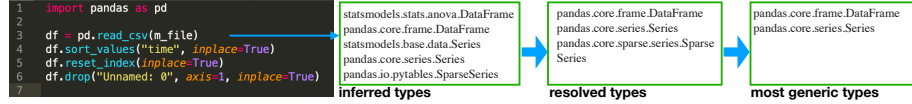


Fig. 8. Type inference steps

## 6 Conclusions

We presented Graph4Code, a knowledge graph that connects code analysis with other diverse sources of knowledge about code such as documentation and user-generated content in StackOverflow and StackExchange. To demonstrate the promise of such a knowledge graph, we provided 1) a set of SPARQL templates to help users query the graph, 2) initial use cases in debugging, enforcing best practices and type inference. We hope that this knowledge graph will help the community build better tools for code automation, code search and bug detection and bring semantic web technologies into the programming languages research.

## References

1. Allamanis, M., Barr, E.T., Devanbu, P., Sutton, C.: A survey of machine learning for big code and naturalness. *ACM Comput. Surv.* **51**(4), 81:1–81:37 (Jul 2018). <https://doi.org/10.1145/3212695>, <http://doi.acm.org/10.1145/3212695>
2. Alon, U., Levy, O., Yahav, E.: code2seq: Generating sequences from structured representations of code. In: *International Conference on Learning Representations* (2019), <https://openreview.net/forum?id=H1gKY09tX>
3. Bollacker, K., Evans, C., Paritosh, P., Sturge, T., Taylor, J.: Freebase: a collaboratively created graph database for structuring human knowledge. In: *SIGMOD Conference*. pp. 1247–1250 (2008)
4. Carlson, A., Betteridge, J., Kisiel, B., Settles, B., Hruschka, Jr., E.R., Mitchell, T.M.: Toward an architecture for never-ending language learning. In: *Proceedings of the Twenty-Fourth AAAI Conference on Artificial Intelligence*. pp. 1306–1313. AAAI’10, AAAI Press (2010), <http://dl.acm.org/citation.cfm?id=2898607.2898816>
5. Catherine, R., Cohen, W.: Personalized recommendations using knowledge graphs: A probabilistic logic programming approach. In: *Proceedings of the 10th ACM Conference on Recommender Systems*. pp. 325–332. ACM (2016)

6. Dietz, L., Kotov, A., Meij, E.: Utilizing knowledge graphs for text-centric information retrieval. In: The 41st International ACM SIGIR Conference on Research & Development in Information Retrieval. pp. 1387–1390. ACM (2018)
7. Dumontier, M., Baker, C.J., Baran, J., Callahan, A., Chepelev, L., Cruz-Toledo, J., Del Rio, N.R., Duck, G., Furlong, L.I., Keath, N., et al.: The semantic science integrated ontology (sio) for biomedical research and knowledge discovery. *Journal of biomedical semantics* **5**(1), 14 (2014)
8. Engler, D., Chen, D.Y., Hallem, S., Chou, A., Chelf, B.: Bugs as deviant behavior: a general approach to inferring errors in systems code. *SIGOPS Oper. Syst. Rev.* **35**(5), 57–72 (Oct 2001). <https://doi.org/10.1145/502059.502041>, <http://doi.acm.org/10.1145/502059.502041>
9. Heck, L., Hakkani-Tür, D., Tur, G.: Leveraging knowledge graphs for web-scale unsupervised semantic parsing (2013)
10. Lehmann, J., Isele, R., Jakob, M., Jentzsch, A., Kontokostas, D., Mendes, P.N., Hellmann, S., Morsey, M., van Kleef, P., Auer, S., Bizer, C.: DBpedia - a large-scale, multilingual knowledge base extracted from wikipedia. *Semantic Web Journal* **6**(2), 167–195 (2015), [http://jens-lehmann.org/files/2015/swj\\_dbpedia.pdf](http://jens-lehmann.org/files/2015/swj_dbpedia.pdf)
11. Livshits, B., Zimmermann, T.: Dynamine: finding common error patterns by mining software revision histories. *SIGSOFT Softw. Eng. Notes* **30**(5), 296–305 (Sep 2005). <https://doi.org/10.1145/1095430.1081754>, <http://doi.acm.org/10.1145/1095430.1081754>
12. Marino, K., Salakhutdinov, R., Gupta, A.: The more you know: Using knowledge graphs for image classification. *arXiv preprint arXiv:1612.04844* (2016)
13. Martin, M., Livshits, B., Lam, M.: Finding application errors and security flaws using pql: A program query language. pp. 365–383 (01 2005). <https://doi.org/10.1145/1094811.1094840>
14. Reimer, D., Schonberg, E., Srinivas, K., Srinivasan, H., Alpern, B., Johnson, D.R., Kershenbaum, A., Koved, L.: Saber: smart analysis based error reduction. *ISSTA '96 Proceedings of the 1996 ACM SIGSOFT international symposium on Software testing and analysis* pp. 243–251 (2004)
15. Suchanek, F.M., Kasneci, G., Weikum, G.: Yago: A core of semantic knowledge. In: *Proceedings of the 16th International Conference on World Wide Web*. pp. 697–706. WWW '07, ACM, New York, NY, USA (2007). <https://doi.org/10.1145/1242572.1242667>, <http://doi.acm.org/10.1145/1242572.1242667>
16. Sun, H., Dhingra, B., Zaheer, M., Mazaitis, K., Salakhutdinov, R., Cohen, W.W.: Open domain question answering using early fusion of knowledge bases and text. *arXiv preprint arXiv:1809.00782* (2018)
17. Vrandečić, D., Krötzsch, M.: Wikidata: A free collaborative knowledgebase. *Commun. ACM* **57**(10), 78–85 (Sep 2014). <https://doi.org/10.1145/2629489>, <http://doi.acm.org/10.1145/2629489>
18. Wang, X., Kapanipathi, P., Musa, R., Yu, M., Talamadupula, K., Abdelaziz, I., Chang, M., Fokoue, A., Makni, B., Mattei, N., et al.: Improving natural language inference using external knowledge in the science questions domain. In: *Proceedings of the AAAI Conference on Artificial Intelligence*. vol. 33, pp. 7208–7215 (2019)