
Debiasing Stochastic Gradient Descent to handle missing values

Aude Sportisse¹ Claire Boyer^{1,2}
Aymeric Dieuleveut³ Julie Josse^{3,4}

Abstract

A major caveat of large scale data is their incompleteness. We propose an averaged stochastic gradient algorithm handling missing values in linear models. This approach has the merit to be free from the need of any data distribution modeling and to account for heterogeneous missing proportion. In both streaming and finite-sample settings, we prove that this algorithm achieves convergence rate of $\mathcal{O}(\frac{1}{n})$ at the iteration n , the same as without missing values. We show the convergence behavior and the relevance of the algorithm not only on synthetic data but also on real data sets, including those collected from medical register.

1. Introduction

Stochastic gradient algorithms (SGD) (Robbins & Monro, 1951) play a central role in machine learning problems, due to their cheap computational cost and memory per iteration. There is a vast literature on its variants, for example using averaging of the iterates (Polyak & Juditsky, 1992), some robust versions of SGD (Nemirovski et al., 2009; Juditsky et al., 2011) or adaptive gradient algorithms like Adagrad (Duchi et al., 2011); and on theoretical guarantees of those methods (Moulines & Bach, 2011; Bach & Moulines, 2013; Dieuleveut et al., 2017b; Shamir & Zhang, 2013; Hazan & Kale, 2011; Needell et al., 2014). More globally, averaging strategies have been used to stabilize the algorithm behaviour and reduce the impact of the noise, giving better convergence rates without requiring strong convexity.

The problem of missing values is ubiquitous in large scale data analysis. One of the key challenges in the presence of missing data is to deal with the half-discrete nature of

the data which can be seen as a mixed of continuous data (observed values) and categorical data (the missing values). In particular for gradient-based methods, the risk minimization with incomplete data becomes intractable and the usual results cannot be directly applied.

Context. In this paper, we consider a linear regression model, for $i \geq 1$,

$$y_i = X_i^T \beta^* + \epsilon_i, \quad (1)$$

parametrized by $\beta^* \in \mathbb{R}^d$, where $y_i \in \mathbb{R}$, $\epsilon_i \in \mathbb{R}$ is a real-valued centered noise and $X_i \in \mathbb{R}^d$ stands for the real covariates of the i -th observation.

Assuming that X_i are only partially known, since some covariates may be missing, our objective is to derive stochastic algorithms for estimating the parameters of the linear model, which handle missing data, and to come with strong theoretical guarantees on excess risk.

Related works. There is a rich literature on handling missing values (Little & Rubin, 2019) and yet there are still some challenges even for linear regression models. This is all the more true as we consider such models for large sample size or in high dimension. It implies for instance that there are very few regularized versions of regression that can deal with missing values. A classical approach to estimating parameters with missing values consists in maximizing the observed likelihood, using for instance an Expectation Maximization algorithm (Dempster et al., 1977). Even if this approach can be implemented to scale for large data sets see for instance (Cappé & Moulines, 2009), one of its main drawbacks is to rely on strong parametric assumptions for the covariates distributions. Another popular strategy to fix the missing values issue consists in predicting the missing values to get a completed data and then in applying the desired method. Many machine-learning techniques have been developed to impute data sets using powerful predictive models. However matrix completion is a different problem from estimating parameters and can lead to uncontrolled bias and undervalued variance of the estimate (Little & Rubin, 2019). In the framework of regression Jones (1996) studied the bias induced by naive imputation.

In the settings of the Dantzig selector (Rosenbaum et al., 2010) and the least absolute shrinkage and selection operator (Loh & Wainwright, 2011), another solution has been suggested which consists in naively imputing the incomplete matrix and modifying the algorithm used in the complete case to account for the imputation error. Such a strategy has also been studied by Ma & Needell (2017) for SGD in the context of linear regression with missing values and with finite samples: the authors used debiased gradients, in the same spirit as the covariance matrix debiasing considered by Loh & Wainwright (2011) in a context of sparse linear

¹Laboratoire de Probabilités Statistique et Modlisation, Sorbonne Université, France ²Département de Mathématiques et applications, Ecole Normale Supérieure, Paris, France ³Centre de Mathématiques Appliquées, Ecole Polytechnique, France ⁴XPOP, INRIA, France. Correspondence to: Aude Sportisse <aude.sportisse@upmc.fr>.

regression, or by Koltchinskii et al. (2011) for matrix completion. This modified version of the SGD algorithm (Ma & Needell, 2017) is shown to converge in expectation to the ordinary least squares estimator, achieving the rate of $\mathcal{O}(\frac{\log n}{\mu n})$ for the excess empirical risk after n iterations and a decreasing step size of $(\frac{1}{\mu k})_{1 \leq k \leq n}$ for iteration k . The step sizes $(\frac{1}{\mu k})_{1 \leq k \leq n}$ are widely used when the objective function is known to be μ -strongly convex. However, such a step size requires the knowledge of the constant μ which is often intractable for large data sets and large dimension.

Contributions.

- We develop a debiased averaged SGD to perform linear regression either streaming or with finite samples, when covariates are missing. The approach consists in imputing the covariates with a simple imputation and using debiased gradients accordingly.
- Furthermore, the design is allowed to be contaminated by heterogeneous missing values: each covariate may have a different probability to be missing (heterogeneous). The classical Missing Completely At Random (MCAR) case, where the missingness is independent of any covariate value, is also included.
- This algorithm comes with theoretical guarantees: we establish rates of convergence in terms of generalization risk. The averaging procedure accelerates the convergence, from $\log(n)/\mu n$ to $1/n$, which is optimal w.r.t. n and similar to the rate of averaged SGD without any missing value.
- In terms of performance with respect to the fraction of missing entries, in large dimension, our strategy results in an error provably several orders of magnitude smaller than the best possible algorithm that would only rely on complete observations.
- We show the relevance of the proposed approach and its convergence behavior on numerical applications and its efficiency on real data; including the TraumaBase[®] dataset to assist doctors in making real-time decisions in the management of severely traumatized patients. The code to reproduce all the simulations and numerical experiments, including regularized linear models with missing values, is available on <https://github.com/AudeSportisse/SGD-NA>.

2. Problem setting

We consider the streaming setting, i.e. when the data comes in as it goes along, or the finite-sample setting, i.e. when the data size is fixed and the observations form a full-rank design matrix $X = (X_1 | \dots | X_n)^T \in \mathbb{R}^{n \times d}$ ($n > d$). We define $\mathcal{D}_n = \sigma((X_i, y_i), i = 1, \dots, n)$ the σ -field generated by n observations. We denote \otimes the external

product such that for any two vectors $u, v \in \mathbb{R}^d$, we have $u \otimes v := uv^T$. We also denote \preceq the partial order between self-adjoint operators, such that $A \preceq B$ if $B - A$ is positive semi-definite.

Defining $f_i(\beta) := (\langle X_i, \beta \rangle - y_i)^2 / 2$, we aim at estimating the linear model parameter

$$\beta^* = \arg \min_{\beta \in \mathbb{R}^d} \{R(\beta) := \mathbb{E}_{(X_i, y_i)} [f_i(\beta)]\}, \quad (2)$$

where $\mathbb{E}_{(X_i, y_i)}$ denotes the expectation over the distribution of (X_i, y_i) (which is independent of i as the observations are assumed to be i.i.d.).

In this work, covariates may contain missing values, so one observes $X_i^{\text{NA}} \in (\mathbb{R} \cup \{\text{NA}\})^d$ as

$$X_i^{\text{NA}} = X_i \odot D_i + \text{NA}(\mathbf{1}_d - D_i),$$

where \odot denotes the element-wise product, $\mathbf{1}_d \in \mathbb{R}^d$ is the vector filled with ones and $D_i \in \{0, 1\}^d$ is a binary vector mask coding for the presence of missing entries in X_i , i.e. $D_{ij} = 0$ if the (i, j) -entry is missing in X_i , and $D_{ij} = 1$ otherwise. We adopt the convention $\text{NA} \times 0 = 0$ and $\text{NA} \times 1 = \text{NA}$. We consider *heterogeneous* missingness probabilities, i.e. D is modeled with a Bernoulli distribution

$$D = (\delta_{ij})_{1 \leq i \leq n, 1 \leq j \leq d} \quad \text{with} \quad \delta_{ij} \sim \mathcal{B}(p_j), \quad (3)$$

where $1 - p_j$ denotes the probability of being missing in the j -th covariate.

Our approach consists in imputing the incomplete covariates by zero in X_i^{NA} , as

$$\tilde{X}_i = X_i^{\text{NA}} \odot D_i = X_i \odot D_i,$$

and in accounting the imputation error in the subsequent algorithm.

3. Averaged SGD with missing values

The proposed method is detailed in Algorithm 1. The impact of the naive imputation by 0 directly translates into a bias in the gradient. Consequently, at each iteration we use a debiased estimate $\tilde{g}_{i,k}$, as specified by Lemma S1. In order to stabilize the stochastic algorithm, we consider the Polyak-Ruppert (Polyak & Juditsky, 1992) averaged iterates

$$\bar{\beta}_k = \frac{1}{k+1} \sum_{i=0}^k \beta_i.$$

Lemma 1. *Let $(\mathcal{F}_k)_{k \geq 0}$ be the following σ -algebra,*

$$\mathcal{F}_k = \sigma(X_1, y_1, D_1, \dots, X_k, y_k, D_k).$$

The modified gradient $\tilde{g}_k(\beta_{k-1})$ in Equation (4) is \mathcal{F}_k -measurable and

$$\mathbb{E}[\tilde{g}_k(\beta_{k-1}) | \mathcal{F}_{k-1}] = \nabla R(\beta_{k-1}) \quad \text{a.s.}$$

Algorithm 1 Averaged SGD for Heterogeneous Missing Data

Input: data \tilde{X}, y, α (step size)
 Initialize $\beta_0 = 0_d$.
 Set $P = \text{diag}((p_j)_{j \in \{1, \dots, d\}}) \in \mathbb{R}^{d \times d}$.
for $k = 1$ **to** n **do**

$$\tilde{g}_k(\beta_k) = P^{-1} \tilde{X}_k: \left(\tilde{X}_k^T P^{-1} \beta_k - y_k \right) - (I - P) P^{-2} \text{diag} \left(\tilde{X}_k: \tilde{X}_k^T \right) \beta_k \quad (4)$$

$\beta_k = \beta_{k-1} - \alpha \tilde{g}_k(\beta_{k-1})$
 $\bar{\beta}_k = \frac{1}{k+1} \sum_{i=0}^k \beta_i = \frac{k}{k+1} \bar{\beta}_{k-1} + \frac{1}{k+1} \beta_k$
end for

Lemma S1 is proved in Appendix S1.1 in the Supplementary Materials. Note that in the case of homogeneous MCAR data, i.e. for all $j = 1, \dots, d, p_j = p \in (0, 1)$, the chosen direction at iteration k in Equation (4) boils down to

$$\frac{1}{p} \tilde{X}_k: \left(\frac{1}{p} \tilde{X}_k^T \beta_k - y_k \right) - \frac{1-p}{p^2} \text{diag} \left(\tilde{X}_k: \tilde{X}_k^T \right) \beta_k.$$

This meets the classical debiasing terms of covariance matrices as in Loh & Wainwright (2011); Ma & Needell (2017); Koltchinskii et al. (2011). Note also that in the presence of complete observations, meaning that $p = 1$, Algorithm 1 matches the standard least squares stochastic algorithm.

Remark 1 (Ridge regularization) Instead of minimizing the theoretical risk as in Equation (2), we can consider a Ridge regularized formulation:

$$\beta^{*, \text{RIDGE}} = \arg \min_{\beta \in \mathbb{R}^d} R(\beta) + \lambda \|\beta\|^2,$$

with $\lambda > 0$ the regularization parameter. Algorithm 1 is trivially extended to this regularized framework: the debiasing term is not modified since the penalization term does not involve the incomplete data \tilde{X}_i .

4. Theoretical results

In this section, we prove convergence guarantees for Algorithm 1 in terms of theoretical excess risk, in both the streaming and the finite-sample settings.

For the rest of this section, assume the following facts.

- The observations $(X_{k:}, y_k) \in \mathbb{R}^d \times \mathbb{R}$ are independent and identically distributed.
- $\mathbb{E}[\|X_{k:}\|^2]$ and $\mathbb{E}[\|y_k\|^2]$ are finite.
- Let H be an invertible matrix, defined by

$$H := \mathbb{E}_{(X_{k:}, y_k)} [X_{k:} X_{k:}^T].$$

Convergence results are then derived by coupling results in Bach & Moulines (2013) to the considered missing data case.

4.1. Technical results

Bach & Moulines (2013) proved that for least-squares regression, *averaged stochastic gradient descent* converges with rate n^{-1} after n iterations. In order to derive similar results, we prove in addition to Lemma 1, Lemmas 2 and 3:

- Lemma 2 shows that the noise induced by the imputation by zeros and the subsequent transformation results in a *structured noise*. This is the most challenging part technically: having a structured noise is fundamental to obtain convergence rates scaling as n^{-1} – in the unstructured case the convergence speed is only $n^{-1/2}$ (Dieuleveut et al., 2017b).
- Lemma 3 shows that the adjusted random gradients $\tilde{g}_k(\beta)$ are almost surely *co-coercive* (Zhu & Marcotte, 1996) i.e., for any k , there exists a random “primitive” function \tilde{f}_k which is a.s. convex and smooth, and such that $\tilde{g}_k = \nabla \tilde{f}_k$. Proving that \tilde{f}_k is a.s. convex is an important step which was missing in the analysis of Ma & Needell (2017).

Lemma 2. *The additive noise process $(\tilde{g}_k(\beta^*))_k$ with β^* defined in Equation (2) is \mathcal{F}_k -measurable and has the following properties.*

1. $\forall k \geq 0, \mathbb{E}[\tilde{g}_k(\beta^*) \mid \mathcal{F}_{k-1}] = 0$ a.s..
2. $\forall k \geq 0, \mathbb{E}[\|\tilde{g}_k(\beta^*)\|^2 \mid \mathcal{F}_{k-1}]$ is a.s. finite.
3. $\forall k \geq 0, \mathbb{E}[\tilde{g}_k(\beta^*) \otimes \tilde{g}_k(\beta^*)] \preceq C(\beta^*) = c(\beta^*)H$.

Sketch of proof (Lemma 2). Property 1 is easily verified, as a consequence of Lemma 1 and the definition of β^* . Property 2 can be obtained with similar computations as in (Ma & Needell, 2017, Lemma 4). The third property cannot be directly derived from Property 2, since

$$\tilde{g}_k(\beta^*) \otimes \tilde{g}_k(\beta^*) \preceq \|\tilde{g}_k(\beta^*)\|^2 I$$

leads to an insufficient upper bound. Proof relies on decomposing the external product $\tilde{g}_k(\beta^*) \otimes \tilde{g}_k(\beta^*)$ in several terms and obtaining the control of each, involving technical computations. \square

Lemma 3. *For all $k \geq 0$, given the binary mask D , the adjusted gradient $\tilde{g}_k(\beta)$ is a.s. $L_{k,D}$ -Lipschitz continuous, i.e. for all $u, v \in \mathbb{R}^d$,*

$$\|\tilde{g}_k(u) - \tilde{g}_k(v)\| \leq L_{k,D} \|u - v\| \text{ a.s..}$$

Set

$$L := \sup_{k,D} L_{k,D} \leq \frac{1}{p_m^2} \max_k \|X_{k:}\|^2 \text{ a.s..} \quad (5)$$

In addition, for all $k \geq 0$, $\tilde{g}_k(\beta)$ is almost surely co-coercive.

Lemmas 2 and 3 are respectively proved in Appendices S1.2 and S1.3 in the Supplementary Materials, and can be combined with Theorem 1 in Bach & Moulines (2013) in order to prove the following theoretical guarantees for Algorithm 1.

4.2. Convergence results

The following theorem quantifies the convergence rate of Algorithm 1 in terms of excess risk.

Theorem 4 (Streaming setting). *Assume that for any i , $\|X_{i\cdot}\| \leq \gamma$ almost surely for some $\gamma > 0$. For any constant step-size $\alpha \leq \frac{1}{2L}$, Algorithm 1 ensures that, for any $k \geq 0$:*

$$\mathbb{E} [R(\bar{\beta}_k) - R(\beta^*)] \leq \frac{1}{2k} \left(\frac{\sqrt{c(\beta^*)d}}{1 - \sqrt{\alpha L}} + \frac{\|\beta_0 - \beta^*\|}{\sqrt{\alpha}} \right)^2,$$

with L given in Equation (24) and

$$c(\beta^*) = \frac{\text{Var}(\epsilon_k)}{p_m^2} + \left(\frac{(2 + 5p_m)(1 - p_m)}{p_m^3} \right) \gamma^2 \|\beta^*\|^2, \quad (6)$$

where $p_m = \min_{j=1,\dots,d} p_j$.

Note that in Theorem 4, the expectation is taken over the randomness of the observations $(X_{i\cdot}, y_i, D_{i\cdot})_{1 \leq i \leq k}$.

The boundedness assumption on the features of Theorem 4 is mostly convenient for the readability, but it can be relaxed at the price of obtaining a convergence result holding with high probability.

In the streaming setting, we consider that we receive a new observation at each iteration: if we only had access to a finite number of samples n , the number of iterations would be upper bounded by n , see Remark 2.

Remark 2 (Finite-sample setting) Similar results as Theorem 4 can be derived in the case of finite-sample setting. For the sake of clarity, they are made explicit hereafter: for any constant step-size $\alpha \leq \frac{1}{2L}$, Algorithm 1 ensures that for any $k \leq n$:

$$\begin{aligned} \mathbb{E} [R(\bar{\beta}_k) - R(\beta^*) | \mathcal{D}_n] \\ \leq \frac{1}{2k} \left(\frac{\sqrt{c(\beta^*)d}}{1 - \sqrt{\alpha L}} + \frac{\|\beta_0 - \beta^*\|}{\sqrt{\alpha}} \right)^2 \end{aligned}$$

with L given in Equation (24) and

$$c(\beta^*) = \frac{\text{Var}(\epsilon_k)}{p_m^2} + \left(\frac{(2 + 5p_m)(1 - p_m)}{p_m^3} \right) \max_{1 \leq i \leq n} \|X_{i\cdot}\|^2 \|\beta^*\|^2 \quad (7)$$

where $p_m = \min_{j=1,\dots,d} p_j$.

Convergence rates for the iterates. Note that if a Ridge regularization is considered instead, the regularized function to minimize $R(\beta) + \lambda \|\beta\|^2$ is 2λ strongly convex. Theorem 4 and Remark 2 then provide the following bound on the iterates directly:

$$\mathbb{E} \left[\|\bar{\beta}_k - \beta^*\|^2 \right] \leq \frac{1}{2\lambda k} \left(\frac{\sqrt{c(\beta^*)d}}{1 - \sqrt{\alpha L}} + \frac{\|\beta_0 - \beta^*\|}{\sqrt{\alpha}} \right)^2.$$

Additional comments. We can make the following notes:

- In the bound of Theorem 4, the expected excess risk is upper bounded by the sum of (a) a *variance* term, that grows with the variance of the noise and is increased by the missing values, and (b) a *bias* term, that accounts for the importance of the initial distance between the starting point β_0 and the optimal one β^* .
 - One can note that the optimal convergence rate is achieved for a *constant* learning rate α . One could for example choose $\alpha = \frac{1}{2L}$, that does *not decrease* with the number of iterations. In such a situation, both the *bias* and *variance* terms scale as k^{-1} . Remark that convergence of the averaged SGD with constant step-size only happens for least squares regression, because the un-averaged iterates converge to a limit distribution whose mean is exactly β^* (Bach & Moulines, 2013; Dieuleveut et al., 2017a).
 - The expected risk scales as n^{-1} , without strong convexity (no dependence on μ) after n iterations.
 - For the generalization risk R , this rate of n^{-1} is known to be statistically optimal for least-squares regression: under reasonable assumptions, no algorithm, even more complex than averaged SGD or without missing observations, can have a better dependence in n (Tsybakov, 2003).
 - In the complete case, i.e. for all $j = 1, \dots, d, p_j = 1$, Theorem 4 and remark 2 meet the results from Bach & Moulines (2013, Theorem 1). Indeed, in such a case, $c(\beta^*) = \text{Var}(\epsilon_k)$.
 - The noise variance coefficient $c(\beta^*)$ is composed of two terms: the first term is a the classical noise term, proportional to the variance in the model, and increased by the occurrence of missing values to $\frac{\text{Var}(\epsilon_k)}{p_m^2}$. The second part upper bounded by $\left(\frac{7(1-p_m)}{p_m^3} \right) \gamma^2 \|\beta^*\|^2$ corresponds to the multiplicative noise induced by the imputation by 0 and transformation to recover unbiased gradients. It naturally increases when the radius γ^2 of the observations increases (the imputation error increases), and vanishes if $p_m = 1$, i.e., if there are no missing values.
- Remark 3** (Only one pass through the data) It is important to notice that given a maximum number of n observations, in both situations, our results are only valid for $k \leq n$: we

can only perform one pass on the input/output pairs. Indeed, afterwards, we cannot build unbiased gradients of the risk.

4.3. What about empirical risk minimization?

Related work. Ma & Needell (2017) only derived a convergence rate for the empirical risk, without averaging. As they do not use averaging but only the last iterate, their convergence rate (see Lemma 1 in their paper) is only valid for μ -strongly convex problems and is larger by (i) a factor μ^{-1} , that results from the decaying learning rate, and (ii) a $\log n$ factor that results from using the last iterate and not the averaged iterate (Shamir & Zhang, 2013). Moreover, our strategy does not require to access the strong convexity constant, which is difficult to compute if no explicit regularization has been added. In addition, Ma & Needell (2017) do not prove the co-coercivity of the adjusted gradients (Lemma 3), which is required to derive the convergence results.

Theoretical locks. Note that the translation of the results in Remark 2 in terms of empirical risk convergence is still an open issue. The heart of the problem is that it seems really difficult to obtain a sequence of unbiased gradients of the empirical risk.

- Indeed, to obtain unbiased gradients, the data should be processed *only once* in Algorithm 1: if we consider the gradient of the loss with respect to an observation k , we obviously need the binary mask D_k and the current point β_{k-1} to be independent for the correction relative to the missing entries to make sense. As a consequence, no sample can be used twice - in fact, running multiple passes over a finite sample could result in over-fitting the missing entries.
- Therefore, with a finite sample at hand, the sample used at each iteration should be chosen *without replacement* as the algorithm runs. But even in the complete data case, sampling without replacement induces a bias on the chosen direction (Gürbüzbalaban et al., 2015; Jain et al., 2019). Consequently, Lemma 1 does not hold for the empirical risk instead of the theoretical one. We strongly believe that this issue is not addressed in (Ma & Needell, 2017), questioning the empirical risk guarantees they obtained.

It is also interesting to point out that with missing features, *neither* the generalization risk R , *nor* the empirical risk R_n are observed (i.e., only approximations of their values or gradients can be computed). As a consequence, one cannot expect to minimize those functions with unlimited accuracy. This stands in contrast to the *complete observations setting*, in which the empirical risk R_n is known exactly.

As a consequence, with missing data, empirical risk loses

its main asset - being an observable function that one can minimize with high precision. Overall it is both more natural and easier to focus on the generalization risk.

4.4. On the impact of missing values

Marginal values of incomplete data. An important question in practice is to understand how much information has been lost because of the incompleteness of the observations. In other words, it is better to access 200 input/output pairs with a probability 50% of observing each feature on the inputs, or to observe 100 input/output pairs with complete observations?

Without missing observations, the variance bound in the expected excess risk $\mathbb{E}[R(\bar{\beta}_k) - R(\beta^*)]$ is given by Theorem 4 with $p_m = 1$: it scales as

$$O\left(\frac{\text{Var}(\epsilon_k)d}{k}\right),$$

while with missing observations it increases to

$$O\left(\frac{\text{Var}(\epsilon_k)d}{kp_m^2} + \frac{C(X, \beta^*)}{kp_m^3}\right).$$

As a consequence, the variance upper bound is larger by a factor p_m^{-1} for the estimator derived from k incomplete observations than for $k \times p_m$ complete observations.

This suggests that there is a higher gain to collecting fewer complete observations (e.g., 100) than more incomplete ones (e.g., 200 with $p = 0.5$). However, one should keep in mind that this observation is made by comparing upper bounds thus does not necessarily reflect what would happen in practice.

Keeping only complete observations? Another approach to solve the missing data problem is to discard all observations that have at least one missing feature. The probability that one input is complete, under our missing data model is $\prod_{j=1}^d p_j$. In the homogeneous case, the number of complete observations k_{co} out of a k -sample thus follows a binomial law $k_{co} \sim \mathcal{B}(k, p^d)$. With only those few observations, the statistical lower bound is $\frac{\text{Var}(\epsilon_k)d}{k_{co}}$. In expectation, by Jensen inequality, we get that the lower bound on the risk is larger than $\frac{\text{Var}(\epsilon_k)d}{kp^d}$.

Our strategy thus leads to an *upper-bound* which is typically p^{d-3} times smaller than the *lower bound* on the error of any algorithm relying only on complete observations. For a large dimension or a high percentage of missing values, our strategy is thus provably several orders of magnitude smaller than the best possible algorithm that would only rely on complete observations - e.g., if $p = 0.9$ and $d = 40$, the error of our method is at least 50 times smaller.

Also note that in Theorem 1 and Lemma 1 in Ma & Needell (2017), the convergence rate with missing observations suffers from a similar multiplicative factor $O(p^{-2} + \kappa p^{-3})$.

5. Experiments

5.1. Synthetic data

Consider the following simulation setting: the covariates are normally distributed, $X_{i:} \stackrel{i.i.d.}{\sim} \mathcal{N}(0, \Sigma)$, where Σ is constructed using uniform random orthogonal eigenvectors and decreasing eigenvalues $1/k$, $k = 1, \dots, d$. For a fixed parameter vector β , the outputs y_i are generated according to the linear model (1), with $\epsilon_i \sim \mathcal{N}(0, 1)$. Setting $d = 10$, we introduce 30% of missing values either with a uniform probability p of missingness for any feature, or with probability p_j for covariate j , with $j = 1, \dots, d$. Firstly, the three following algorithms are implemented:

- (1) **AvSGD** the averaging stochastic gradient descent described in Algorithm 1 with a constant step size $\alpha = \frac{1}{2L}$, where L is given by (24).
- (2) **SGD** the stochastic gradient descent (Ma & Needell, 2017) where the iterates are

$$\beta_{k+1} = \beta_k - \alpha_k \tilde{g}_{i_k}(\beta_k),$$

with decreasing step size $\alpha_k = \frac{1}{\sqrt{k+1}}$.

- (3) **SGD_cst** the stochastic gradient descent (Ma & Needell, 2017) with a constant step size $\alpha = \frac{1}{2L}$, where L is given by (24).

The Lipschitz constant L given in (24) is either computed from the complete covariates (oracle estimate)

$$\hat{L}_n^{\text{OR}} = \frac{1}{p_m^2} \max_{1 \leq k \leq n} \|X_{k:}\|^2,$$

or estimated from the incomplete data matrix,

$$\hat{L}_n^{\text{NA}} = \frac{1}{\hat{p}_m^2} \max_{1 \leq k \leq n} \frac{\|\tilde{X}_{k:}\|^2 d}{\sum_j D_{kj}},$$

with $\hat{p}_m = \min_{1 \leq j \leq d} \hat{p}_j$, and $\hat{p}_j = \frac{\sum_k D_{kj}}{n}$. In \hat{L}_n^{NA} , the squared norm of each row $\|\tilde{X}_{k:}\|^2$ is divided by the proportion of observed values $\frac{d}{\sum_j D_{kj}}$. This way, the value of $\|\tilde{X}_{k:}\|^2$ is renormalized, by taking into account that some rows may contain more missing values than others. Note that theoretically the step size has to satisfy $\alpha \leq \frac{1}{2\hat{L}_n^{\text{NA}}}$, thus \hat{L}_n^{NA} may be overestimated but should not be underestimated at the risk of instability in Algorithm 1.

Figure 1 compares the convergence of Algorithms 1, (2) and (3), with either multiple passes or one pass, in terms of excess empirical risk $R_n(\beta) - R(\beta^*)$, with $R_n(\beta) :=$

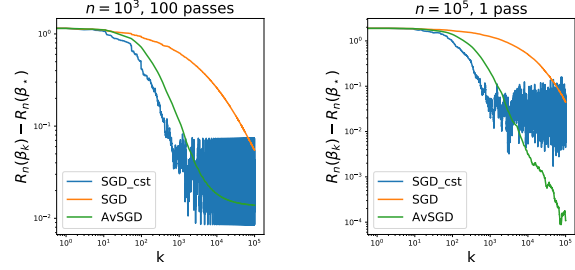


Figure 1. Empirical excess risk ($R_n(\beta_k) - R_n(\beta^*)$). Left: $n = 10^3$ and 100 passes. Right: $n = 10^5$ and 1 pass. $d = 10$, 30% MCAR data. L is assumed to be known in both graphics.

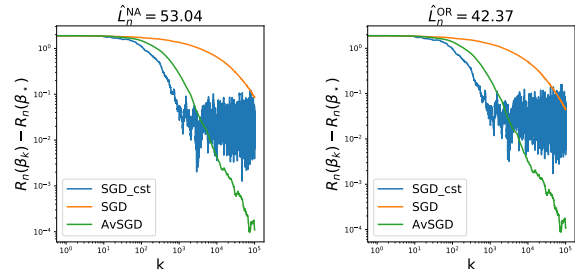


Figure 2. Empirical excess risk ($R_n(\beta_k) - R_n(\beta^*)$) given n for synthetic data ($n = 10^5$, $d = 10$) when there is 30% MCAR data, with 1 pass over the data and estimating the Lipschitz constant.

$\frac{1}{n} \sum_{i=1}^n f_i(\beta)$. As expected (see Remark 3 and Subsection 4.3), multiple passes can lead to saturation: after one pass on the observations, AvSGD does not improve any more (Figure 1, left), while it keeps decreasing in the streaming setting (Figure 1, right). Looking at Figure 1 (right), one may notice that without averaging and with decaying step-size, Algorithm (2) achieves the convergence rate $O\left(\sqrt{\frac{1}{n}}\right)$, whereas with constant step-size, Algorithm (3) saturates at an excess risk proportional to α after $n = 10^3$ iterations. As theoretically expected, both methods are improved with averaging. Indeed, Algorithm 1 converges pointwise with a rate of $O\left(\frac{1}{n}\right)$.

Figure 2 shows that using a slightly overestimated Lipschitz constant estimate does not deteriorate the convergence obtained using the oracle estimate.

Heterogeneous vs. homogeneous missingness. In Figure 3, the missing values are introduced with different missingness probabilities, i.e. with distinct $(p_j)_{1 \leq j \leq d}$ per feature, as described in Equation (3). When taking into account this heterogeneousness, Algorithm 1 achieves the same convergence rates as in Figure 2. However, ignoring the heterogeneous probabilities in the gradient debiasing leads to

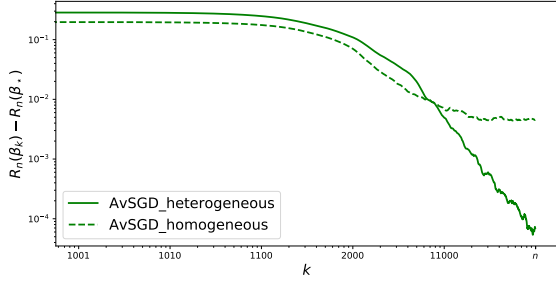


Figure 3. Empirical excess risk ($R_n(\beta_k) - R_n(\beta^*)$) for a synthetic data where $n = 10^5$, $d = 10$ and with heterogeneous percentage of missing values either taking into account (“heterogeneous” plain line) or ignoring the heterogeneity (“homogeneous” dashed line).

stagnation far from the optimum in terms of empirical excess risk.

Polynomial features. The debiased averaged SGD algorithm proposed in Section 3 can be further extended to the case of polynomial features by using a different debiasing than in Equation (4). For example, in dimension $d = 2$, with second-order polynomial features, the interaction effect of $X_{k1}X_{k2}$ and the effects of X_{k1}^2 , X_{k2}^2 are accounted, so the augmented matrix design can be written as

$$(X_{:1}|X_{:2}|X_{:1}X_{:2}|X_{:1}^2|X_{:2}^2)^T.$$

Then, the “descent” direction at iteration k in Equation (4) should be chosen as

$$U^{\odot -1} \odot \tilde{X}_k \tilde{X}_k^T \beta_k - \text{diag}(U)^{\odot -1} \odot \tilde{X}_k y_k$$

where

$$U = \begin{pmatrix} p_1 & p_1 p_2 & p_1 p_2 & p_1 & p_1 p_2 \\ p_1 p_2 & p_2 & p_1 p_2 & p_1 p_2 & p_2 \\ p_1 p_2 & p_1 p_2 & p_1 p_2 & p_1 p_2 & p_1 p_2 \\ p_1 & p_1 p_2 & p_1 p_2 & p_1 & p_1 p_2 \\ p_1 p_2 & p_2 & p_1 p_2 & p_1 p_2 & p_2 \end{pmatrix},$$

and $\text{diag}(U)$ denotes the vector formed by the diagonal coefficients of U and $U^{\odot -1}$ stands for the matrix formed of the inverse coefficients of U .

Considering a second-order model, we simulate data according to $y = (X_{:1}X_{:2}|X_{:1}^2|X_{:2}^2)^T \beta^* + \epsilon$. An additional experiment is given in Figure S6 in Appendix S2, illustrating that Algorithm 1 still achieves a rate of $\mathcal{O}(\frac{1}{n})$ while dealing with polynomial features.

Variable	Effect	NA Percentage
Lactate	−	16%
Delta.Hemo	+	16%
VE	−	9%
RBC	−	8%
SI	−	2%
HR	+	1%
Age	−	0%

Table 1. Percentage of missing features, and effect of the variables on the platelet for the TraumaBase data when the AvSGD algorithm is used. “+” indicates positive effect while “−” negative.

5.2. Experiments on real data sets.

5.2.1. TRAUMABASE DATASET

We illustrate our approach on a public health application with the APHP TraumaBase[®] Group (Assistance Publique - Hopitaux de Paris) on the management of traumatized patients. Our aim is to predict the level of platelet upon arrival at the hospital from the clinical data of 15785 patients. The platelet is a cellular agent responsible for clot formation and it is essential to control its levels to prevent blood loss and to decide on the most suitable treatment. Its level being difficult to obtain in real time on arrival at hospital, predicting with accuracy this quantity is a key challenge to improve effective and timely trauma management.

Explanatory variables for the level of platelet consist in seven quantitative variables containing missing values, which have been selected by doctors. In Table 1, one can see the percentage of missing values in each variable, varying from 0 to 16%. More information on the data can be found in Appendix S3 in the Supplementary Material.

Model estimation. The model parameter estimation is performed either using the AvSGD Algorithm 1 or an Expectation Maximization (EM) algorithm (Dempster et al., 1977). Both methods are compared with the ordinary least squares linear regression in the complete case, i.e. keeping the fully-observed rows only (i.e. 9448 rows). The signs of the coefficients for Algorithm 1 are shown in Table 1.

According to the doctors, a negative effect of shock index (SI), vascular filling (VE), blood transfusion (RBC) and lactate (Lactate) was expected, as they all result in low platelet levels and therefore a higher risk of severe bleeding. However, the effects of delta Hemocue (Delta.Hemocue) and the heart rate (HR) on platelets are not entirely in agreement with their opinion. Note that using the linear regression in the complete case and the EM algorithm lead to the same sign for the variables effects as presented in Table 1.

Prediction performance. The dataset is divided into training and test sets (random selection of 70 – 30%). The

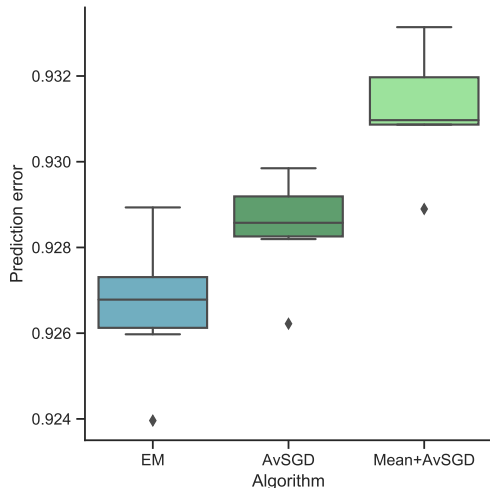


Figure 4. Empirical distribution of prediction errors for different methods over 10 replications for the TraumaBase data. EM, AvSGD and Mean+AvSGD correspond to the predictions obtained with the estimated parameters $\hat{\beta}_n^{\text{EM}}$, $\hat{\beta}_n^{\text{AvSGD}}$ and $\hat{\beta}_n^{\text{AvSGD}}$ respectively.

test set does not contain missing values. This is an important point to notice. Indeed, after building a model, the doctors make additional effort to collect the data such that there are no missing values at the test time, and this is all the more true when it is done online to predict the level of platelet of a new patient. This is in line with the method we have developed to minimize the risk we would have without missing values.

In order to predict the platelet level, we compute $\hat{y}_{n+1} = X_{n+1}^T \hat{\beta}$ with $\hat{\beta} = \beta_n^{\text{AvSGD}}$ or β_n^{EM} . We also impute the missing data naively by the mean in the training set, and apply the averaged stochastic gradient without missing data on this imputed dataset, giving a coefficient model $\hat{\beta}_n^{\text{AvSGD}}$. It corresponds to the case where the bias of the imputation has not been corrected. The prediction quality on the test set is compared according to the relative ℓ_2 prediction error, $\|\hat{y} - y\|^2 / \|y\|^2$. The data is scaled, so that the naive prediction by the mean of the outcome variable leads to a prediction error equal to 1. In Figure 4, we observe that all methods give quite poor prediction performances, barely better than the naive prediction by the platelet level mean.

5.2.2. SUPERCONDUCTIVITY DATASET

We now consider the Superconductivity dataset¹, which contains 81 quantitative features from 21263 superconductors. The goal here is to predict the critical temperature of each superconductor. Since the dataset is initially complete, we introduce 30% of missing values with probabilities $(p_j)_{1 \leq j \leq 81}$ for the covariate j , with p_j varying between 0.7

¹Available [here](#).

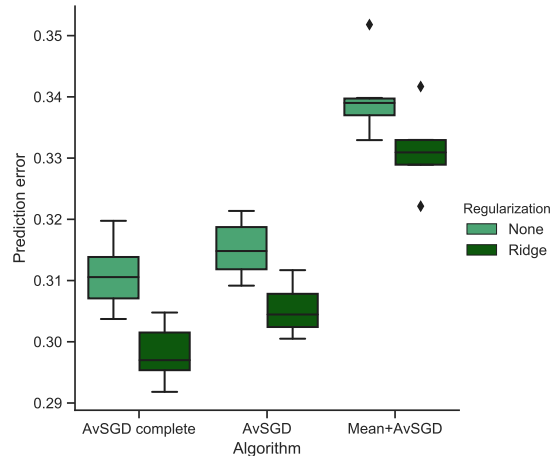


Figure 5. Boxplots of prediction errors for different methods over 10 replications for the Superconductivity data. AvSGD complete corresponds to applying the AvSGD on the complete data, AvSGD and Mean+AvSGD use the predictions obtained with the estimated parameters $\hat{\beta}_n^{\text{AvSGD}}$ and $\hat{\beta}_n^{\text{AvSGD}}$ respectively.

and 1. The results are shown in Figure 5 where a ridge regularization has been added or not. The regularization parameter λ (see Remark 1) is chosen by cross validation. The EM algorithm is not represented since it is completely out of range (the mean of its prediction error is 0.7), which indicates that it struggles with a large number of covariates. As for the AvSGD Algorithm, it performs well in this setting. Indeed, with or without regularization, the prediction error with missing values is very close to the one obtained from the complete dataset.

6. Discussion

In this work, we thoroughly study the impact of missing values for Stochastic Gradient Descent algorithm for Least Squares Regression. We leverage both the power of averaging and a simple and powerful debiasing approach to derive tight and rigorous convergence guarantees for the generalization risk of the algorithm. The theoretical study directly translates into practical recommendations for the users and a byproduct is the availability of a python implementation of regularized regression with missing values for large scale data, which was not available. Even though we have knocked down many barriers, there are still exciting perspectives to be explored: especially, dealing with more general loss functions - for which it is challenging to build a debiased gradient estimator from observations with missing values, and considering more complex missing-data patterns such as missing not at random mechanisms.

References

- Bach, F. and Moulines, E. Non-strongly-convex smooth stochastic approximation with convergence rate $o(1/n)$. In *Advances in neural information processing systems*, pp. 773–781, 2013.
- Cappé, O. and Moulines, E. On-line expectation-maximization algorithm for latent data models. *Journal of the Royal Statistical Society: Series B (Statistical Methodology)*, 71(3):593–613, 2009.
- Dempster, A. P., Laird, N. M., and Rubin, D. B. Maximum likelihood from incomplete data via the em algorithm. *Journal of the Royal Statistical Society: Series B (Methodological)*, 39(1):1–22, 1977.
- Dieuleveut, A., Durmus, A., and Bach, F. Bridging the gap between constant step size stochastic gradient descent and markov chains. *arXiv preprint arXiv:1707.06386*, 2017a.
- Dieuleveut, A., Flammarion, N., and Bach, F. Harder, better, faster, stronger convergence rates for least-squares regression. *The Journal of Machine Learning Research*, 18(1): 3520–3570, 2017b.
- Duchi, J., Hazan, E., and Singer, Y. Adaptive subgradient methods for online learning and stochastic optimization. *Journal of Machine Learning Research*, 12(Jul):2121–2159, 2011.
- Gürbüzbalaban, M., Ozdaglar, A., and Parrilo, P. Why random reshuffling beats stochastic gradient descent. *Mathematical Programming*, pp. 1–36, 2015.
- Hazan, E. and Kale, S. Beyond the regret minimization barrier: an optimal algorithm for stochastic strongly-convex optimization. In *Proceedings of the 24th Annual Conference on Learning Theory*, pp. 421–436, 2011.
- Jain, P., Nagaraj, D., and Netrapalli, P. SGD without Replacement: Sharper Rates for General Smooth Convex Functions. *arXiv e-prints*, art. arXiv:1903.01463, Mar 2019.
- Jones, M. P. Indicator and stratification methods for missing explanatory variables in multiple linear regression. *Journal of the American statistical association*, 91(433): 222–230, 1996.
- Juditsky, A., Nemirovski, A., and Tauvel, C. Solving variational inequalities with stochastic mirror-prox algorithm. *Stochastic Systems*, 1(1):17–58, 2011.
- Koltchinskii, V., Lounici, K., Tsybakov, A. B., et al. Nuclear-norm penalization and optimal rates for noisy low-rank matrix completion. *The Annals of Statistics*, 39(5):2302–2329, 2011.
- Little, R. J. and Rubin, D. B. *Statistical analysis with missing data*, volume 793. John Wiley & Sons, 2019.
- Loh, P.-L. and Wainwright, M. J. High-dimensional regression with noisy and missing data: Provable guarantees with non-convexity. In *Advances in Neural Information Processing Systems*, pp. 2726–2734, 2011.
- Ma, A. and Needell, D. Stochastic gradient descent for linear systems with missing data. *arXiv preprint arXiv:1702.07098*, 2017.
- Moulines, E. and Bach, F. R. Non-asymptotic analysis of stochastic approximation algorithms for machine learning. In *Advances in Neural Information Processing Systems*, pp. 451–459, 2011.
- Needell, D., Ward, R., and Srebro, N. Stochastic gradient descent, weighted sampling, and the randomized kaczmarz algorithm. In *Advances in neural information processing systems*, pp. 1017–1025, 2014.
- Nemirovski, A., Juditsky, A., Lan, G., and Shapiro, A. Robust stochastic approximation approach to stochastic programming. *SIAM Journal on optimization*, 19(4):1574–1609, 2009.
- Polyak, B. T. and Juditsky, A. B. Acceleration of stochastic approximation by averaging. *SIAM Journal on Control and Optimization*, 30(4):838–855, 1992.
- Robbins, H. and Monro, S. A stochastic approximation method. *The annals of mathematical statistics*, pp. 400–407, 1951.
- Rosenbaum, M., Tsybakov, A. B., et al. Sparse recovery under matrix uncertainty. *The Annals of Statistics*, 38(5): 2620–2651, 2010.
- Shamir, O. and Zhang, T. Stochastic gradient descent for non-smooth optimization: Convergence results and optimal averaging schemes. In *International Conference on Machine Learning*, pp. 71–79, 2013.
- Tsybakov, A. B. Optimal rates of aggregation. In *Learning theory and kernel machines*, pp. 303–313. Springer, 2003.
- Zhu, D. L. and Marcotte, P. Co-coercivity and its role in the convergence of iterative schemes for solving variational inequalities. *SIAM Journal on Optimization*, 6(3):714–726, 1996.

S1. Proofs of technical lemmas

Recall that we aim at minimizing the theoretical risk in both streaming and finite-sample settings.

$$\beta^* = \arg \min_{\beta \in \mathbb{R}^d} R(\beta) = \arg \min_{\beta \in \mathbb{R}^d} \mathbb{E}_{(X_i, y_i)} [f_i(\beta)]. \quad (2)$$

In the sequel, one consider the following modified gradient direction

$$\tilde{g}_k(\beta_k) = P^{-1} \tilde{X}_{k:} \left(\tilde{X}_{k:}^T P^{-1} \beta_k - y_k \right) - (I - P) P^{-2} \text{diag} \left(\tilde{X}_{k:}, \tilde{X}_{k:}^T \right) \beta_k. \quad (4)$$

Note that for all k , $D_{k:}$ is independent from $(X_{k:}, y_k)$. In what follows, the proofs are derived considering

$$\mathbb{E} = \mathbb{E}_{(X_{k:}, y_k), D_{k:}} = \mathbb{E}_{(X_{k:}, y_k)} \mathbb{E}_{D_{k:}}$$

where $\mathbb{E}_{(X_{k:}, y_k)}$ and $\mathbb{E}_{D_{k:}}$ denotes the expectation with respect to the distribution of $(X_{k:}, y_k)$ and $D_{k:}$ respectively.

S1.1. Proof of Lemma 1

Lemma S1. Let $(\mathcal{F}_k)_{k \geq 0}$ be the following σ -algebra,

$$\mathcal{F}_k = \sigma(X_1, y_1, D_1, \dots, X_k, y_k, D_k).$$

The modified gradient $\tilde{g}_k(\beta_{k-1})$ in Equation (4) is \mathcal{F}_k -measurable and

$$\mathbb{E} [\tilde{g}_k(\beta_{k-1}) \mid \mathcal{F}_{k-1}] = \nabla R(\beta_{k-1}) \quad a.s.$$

Proof.

$$\begin{aligned} \mathbb{E}_{(X_{k:}, y_k), D_{k:}} [\tilde{g}_k(\beta_{k-1}) \mid \mathcal{F}_{k-1}] &\stackrel{(i)}{=} \mathbb{E}_{(X_{k:}, y_k), D_{k:}} \left[P^{-1} \tilde{X}_{k:} \tilde{X}_{k:}^T P^{-1} \right] \beta_{k-1} - \mathbb{E}_{(X_{k:}, y_k), D_{k:}} \left[P^{-1} \tilde{X}_{k:} y_k \right] \\ &\quad - \mathbb{E}_{(X_{k:}, y_k), D_{k:}} \left[(I - P) P^{-2} \text{diag} \left(\tilde{X}_{k:}, \tilde{X}_{k:}^T \right) \right] \beta_{k-1} \\ &\stackrel{(ii)}{=} \mathbb{E}_{(X_{k:}, y_k)} \left[P^{-1} P X_{k:} X_{k:}^T P P^{-1} \beta_{k-1} - P^{-2} (P - P^2) \text{diag}(X_{k:}, X_{k:}^T) \beta_{k-1} - P^{-1} P X_{k:} y_k \right] \\ &\quad - \mathbb{E}_{(X_{k:}, y_k)} \left[(I - P) P^{-2} P \text{diag} (X_{k:}, X_{k:}^T) \beta_{k-1} \right] \\ &= \nabla R(\beta_{k-1}), \end{aligned}$$

In step (i), we use that β_{k-1} is \mathcal{F}_{k-1} -measurable and (X_k, y_k, D_k) is independent from \mathcal{F}_{k-1} . Step (ii) follows from

$$\left\{ \begin{array}{l} \mathbb{E}_{D_{k:}} \left[\tilde{X}_{k:}, \tilde{X}_{k:}^T \right] = P X_{k:}, X_{k:}^T P - (P - P^2) \text{diag}(X_{k:}, X_{k:}^T), \\ \mathbb{E}_{D_{k:}} \left[\text{diag}(\tilde{X}_{k:}, \tilde{X}_{k:}^T) \right] = P \text{diag}(X_{k:}, X_{k:}^T), \\ \mathbb{E}_{D_{k:}} \left[\tilde{X}_{k:} \right] = P X_{k:}. \end{array} \right.$$

□

S1.2. Proof of Lemma 2

Lemma S2. The additive noise process $(\tilde{g}_k(\beta^*))_k$ with β^* defined in Equation (2) is \mathcal{F}_k -measurable and has the following properties:

1. $\forall k \geq 0$, $\mathbb{E}[\tilde{g}_k(\beta^*) \mid \mathcal{F}_{k-1}] = 0$ a.s.,
2. $\forall k \geq 0$, $\mathbb{E}[\|\tilde{g}_k(\beta^*)\|^2 \mid \mathcal{F}_{k-1}]$ is a.s. finite,
3. $\forall k \geq 0$, $\mathbb{E}[\tilde{g}_k(\beta^*) \otimes \tilde{g}_k(\beta^*)] \preceq C(\beta^*) = c(\beta^*)H$, where \preceq denotes the order between self-adjoint operators ($A \preceq B$ if $B - A$ is positive semi-definite).

Proof. 1 The first point is easily verified using Lemma S1 combined with $\nabla R(\beta^*) = 0$ by (2).

2 Let us first remark that by independence $\mathbb{E}[\|\tilde{g}_k(\beta^*)\|^2 \mid \mathcal{F}_{k-1}] = \mathbb{E}[\|\tilde{g}_k(\beta^*)\|^2]$. Then,

$$\mathbb{E}[\|\tilde{g}_k(\beta^*)\|^2] \leq \frac{1}{p_m^2} \mathbb{E} \left[\|X_k\|^2 \left(\tilde{X}_k^T P^{-1} \beta^* - y_k \right)^2 \right] + \frac{(1-p_m)^2}{p_m^2} \mathbb{E} \left[\|P^{-1} \text{diag} \left(\tilde{X}_k; \tilde{X}_k^T \right) \beta^*\|^2 \right].$$

We decompose the computation with respect to \mathbb{E}_{D_k} : first,

$$\begin{aligned} \mathbb{E}_{D_k} \left[\left(\tilde{X}_k^T P^{-1} \beta^* - y_k \right)^2 \right] &= \mathbb{E}_{D_k} \left[\left(\tilde{X}_k^T P^{-1} \beta^* \right)^2 \right] - 2y_k \mathbb{E}_{D_k} \left[\tilde{X}_k^T P^{-1} \beta^* \right] + y_k^2 \\ &= \mathbb{E}_{D_k} \left[\left(\sum_{j=1}^d \tilde{X}_{kj} p_j^{-1} \beta_j^* \right)^2 \right] - 2y_k \mathbb{E}_{D_k} \left[\sum_{j=1}^d \tilde{X}_{kj} p_j^{-1} \beta_j^* \right] + y_k^2 \\ &= \sum_{j=1}^d \mathbb{E}_{D_k} \left[\tilde{X}_{kj}^2 p_j^{-2} \beta_j^{*2} \right] + 2 \sum_{l < j} \mathbb{E}_{D_k} \left[\tilde{X}_{kj} \tilde{X}_{kl} p_l^{-1} \beta_j^* \beta_l^* \right] - 2y_k \sum_{j=1}^d X_{kj} \beta_j^* + y_k^2 \\ &= \sum_{j=1}^d p_j^{-1} X_{kj}^2 \beta_j^{*2} + 2 \sum_{l < j} X_{kj} X_{kl} \beta_j^* \beta_l^* - 2y_k \sum_{j=1}^d X_{kj} \beta_j^* + y_k^2 \\ &= (X_k^T \beta^* - y_k)^2 + \sum_{j=1}^d (p_j^{-1} - 1) X_{kj}^2 \beta_j^{*2}, \end{aligned}$$

which gives

$$\mathbb{E}_{D_k} \left[\left(\tilde{X}_k^T P^{-1} \beta^* - y_k \right)^2 \right] \leq (X_k^T \beta^* - y_k)^2 + \frac{1-p_m}{p_m} \beta^{*T} \text{diag}(X_k; X_k^T) \beta^*. \quad (8)$$

As for the second term,

$$\begin{aligned} \mathbb{E}_{D_k} \left[\|P^{-1} \text{diag}(\tilde{X}_k; \tilde{X}_k^T) \beta^*\|^2 \right] &= \mathbb{E}_{D_k} \left[\sum_{j=1}^d \tilde{X}_{kj}^4 p_j^{-2} \beta_j^{*2} \right] \\ &= \sum_{j=1}^d X_{kj}^4 p_j^{-1} \beta_j^{*2} \\ &\leq \frac{1}{p_m} \sum_{j=1}^d X_{ij}^4 \beta_j^{*2} \\ &\leq \frac{1}{p_m} \left(\sum_{j=1}^d X_{kj}^2 \right) \left(\sum_{j=1}^d X_{kj}^2 \beta_j^{*2} \right) \\ &= \frac{1}{p_m} \|X_k\|^2 \beta^{*T} \text{diag}(X_k; X_k^T) \beta^* \end{aligned}$$

Finally, one obtains

$$\mathbb{E}[\|\tilde{g}_k(\beta^*)\|^2 \mid \mathcal{F}_{k-1}] \leq \frac{1}{p_m^2} \mathbb{E}_{(X_k, y_k)} \left[(\epsilon_k)^2 \|X_k\|^2 \right] + \frac{(1-p_m) + (1-p_m)^2}{p_m^3} \mathbb{E}_{(X_k, y_k)} \left[\|X_k\|^2 \beta^{*T} \text{diag}(X_k; X_k^T) \beta^* \right].$$

3 We aim at proving there exists H such that

$$\mathbb{E}[\tilde{g}_k(\beta^*) \otimes \tilde{g}_k(\beta^*)] \preceq C = cH.$$

Simple computations lead to:

$$\mathbb{E}[\tilde{g}_k(\beta^*) \tilde{g}_k(\beta^*)^T] = \mathbb{E}[T_1 + T_2 + T_2^T + T_3],$$

with:

$$\begin{aligned} T_1 &= (\tilde{X}_{k:}^T P^{-1} \beta^* - y_k)^2 P^{-1} \tilde{X}_{k:} \tilde{X}_{k:}^T P^{-1}, \\ T_2 &= -(\tilde{X}_{k:}^T P^{-1} \beta^* - y_k) P^{-1} \tilde{X}_{k:} \beta^{*T} \text{diag}(\tilde{X}_{k:} \tilde{X}_{k:}^T) P^{-2} (I - P), \\ T_3 &= (I - P) P^{-2} \text{diag}(\tilde{X}_{k:} \tilde{X}_{k:}^T) \beta^* \beta^{*T} \text{diag}(\tilde{X}_{k:} \tilde{X}_{k:}^T) P^{-2} (I - P). \end{aligned}$$

Bound on T_1 . For the first term, we use

$$P^{-1} \tilde{X}_{k:} \tilde{X}_{k:}^T P^{-1} \preceq \frac{1}{p_m^2} \tilde{X}_{k:} \tilde{X}_{k:}^T, \quad (9)$$

since for all vector $v \neq 0$, $v^T \left(\frac{1}{p_m^2} \tilde{X}_{k:} \tilde{X}_{k:}^T - P^{-1} \tilde{X}_{k:} \tilde{X}_{k:}^T P^{-1} \right) v \geq 0$,

$$\begin{aligned} & \sum_{j=1}^d \left(\frac{1}{p_m^2} - \frac{1}{p_j^2} \right) \tilde{X}_{kj}^2 v_j^2 + 2 \sum_{1 \leq j < l \leq d} \left(\frac{1}{p_m^2} - \frac{1}{p_j p_l} \right) \tilde{X}_{kj} \tilde{X}_{kl} v_j v_l \\ & \stackrel{(iii)}{\geq} \sum_{j=1}^d \left(\frac{1}{p_m^2} - \frac{1}{p_j^2} \right) \tilde{X}_{kj}^2 v_j^2 + 2 \sum_{1 \leq j < l \leq d} \sqrt{\left(\frac{1}{p_m^2} - \frac{1}{p_j^2} \right) \left(\frac{1}{p_m^2} - \frac{1}{p_l^2} \right)} \tilde{X}_{kj} \tilde{X}_{kl} v_j v_l \\ & = \left(\sum_{j=1}^d \sqrt{\left(\frac{1}{p_m^2} - \frac{1}{p_j^2} \right)} \tilde{X}_{kj} v_j \right)^2 \geq 0. \end{aligned}$$

Step (iii) uses $\left(\frac{1}{p_m^2} - \frac{1}{p_j p_l} \right) \geq \sqrt{\left(\frac{1}{p_m^2} - \frac{1}{p_j^2} \right) \left(\frac{1}{p_m^2} - \frac{1}{p_l^2} \right)}$. Indeed,

$$\begin{aligned} \left(\frac{1}{p_m^2} - \frac{1}{p_j p_l} \right)^2 & \geq \left(\frac{1}{p_m^2} - \frac{1}{p_j^2} \right) \left(\frac{1}{p_m^2} - \frac{1}{p_l^2} \right) \Leftrightarrow \left(\frac{1}{p_m^4} - 2 \frac{1}{p_j p_l p_m^2} + \frac{1}{p_j^2 p_l^2} \right) - \frac{1}{p_m^4} + \frac{1}{p_m^2 p_l^2} + \frac{1}{p_m^2 p_j^2} - \frac{1}{p_j^2 p_l^2} \geq 0 \\ & \Leftrightarrow \left(\frac{1}{p_m p_j} - \frac{1}{p_m p_l} \right)^2 \geq 0. \end{aligned}$$

Let us now prove that

$$\frac{1}{p_m^2} \tilde{X}_{k:} \tilde{X}_{k:}^T \preceq \frac{1}{p_m^2} X_{k:} X_{k:}^T$$

i.e.

$$\tilde{X}_{k:} \tilde{X}_{k:}^T \preceq X_{k:} X_{k:}^T. \quad (10)$$

Indeed, for all vector $v \neq 0$, $v^T (X_{k:} X_{k:}^T - \tilde{X}_{k:} \tilde{X}_{k:}^T) v \geq 0$:

$$\begin{aligned} v^T (X_{k:} X_{k:}^T - \tilde{X}_{k:} \tilde{X}_{k:}^T) v &= \sum_{j=1}^d (1 - \delta_{kj}^2) X_{kj}^2 v_j^2 + 2 \sum_{1 \leq j < l \leq d} (1 - \delta_{kj} \delta_{kl}) X_{kj} X_{kl} v_j v_l \\ & \stackrel{(iv)}{\geq} \sum_{j=1}^d (1 - \delta_{kj}^2) X_{kj}^2 v_j^2 + 2 \sum_{1 \leq j < l \leq d} \sqrt{(1 - \delta_{kj}^2)(1 - \delta_{kl}^2)} X_{kj} X_{kl} v_j v_l \\ & = \left(\sum_{j=1}^d \sqrt{(1 - \delta_{kj}^2)} X_{kj} v_j \right)^2 \geq 0 \end{aligned}$$

Step (iv) is obtained using $(1 - \delta_{kj} \delta_{kl}) \geq \sqrt{(1 - \delta_{kj}^2)(1 - \delta_{kl}^2)}$. Indeed,

$$\begin{aligned} (1 - \delta_{kj} \delta_{kl})^2 & \geq (1 - \delta_{kj}^2)(1 - \delta_{kl}^2) \Leftrightarrow (1 - 2\delta_{kj} \delta_{kl} + \delta_{kj}^2 \delta_{kl}^2) - 1 + \delta_{kj}^2 - \delta_{kj}^2 \delta_{kl}^2 + \delta_{kl}^2 \geq 0 \\ & \Leftrightarrow (\delta_{kj} - \delta_{kl})^2 \geq 0. \end{aligned}$$

Then, by (8) and $(X_{k:}^T \beta^* - y_k)^2 = \epsilon_k^2$,

$$\mathbb{E}_{(X_{k:}, y_k)} [T_1] = \mathbb{E}_{(X_{k:}, y_k)} \left[\frac{1}{p_m^2} \epsilon_k^2 X_{k:} X_{k:}^T \right] + \mathbb{E}_{(X_{k:}, y_k)} \left[\frac{1-p_m}{p_m^3} (\beta^{*T} \text{diag}(X_{k:} X_{k:}^T) \beta^*) X_{k:} X_{k:}^T \right].$$

Noting that

$$\|\text{diag}(X_{k:}) \beta^*\|^2 \leq \|X_{k:}\|^2 \|\beta^*\|^2, \quad (11)$$

$$\mathbb{E}[T_1] \preceq \frac{1}{p_m^2} \text{Var}(\epsilon_k) H + \frac{1-p_m}{p_m^3} \|X_{k:}\|^2 \|\beta^*\|^2 H \quad (12)$$

Bound on T_3 . Using the resulting matrix structure of $(I-P)P^{-2} \text{diag}(\tilde{X}_{k:} \tilde{X}_{k:}^T) \beta^* \beta^{*T} \text{diag}(\tilde{X}_{k:} \tilde{X}_{k:}^T) P^{-2} (I-P)$,

$$\begin{pmatrix} (\beta_1^*)^2 \delta_{k1}^4 X_{k1}^4 & \beta_1^* \beta_2^* \delta_{k1}^2 \delta_{k2}^2 X_{k1}^2 X_{k2}^2 & & \\ & & \ddots & \\ & & & (\beta_d^*)^2 \delta_{kd}^4 X_{kd}^4 \end{pmatrix},$$

one obtains

$$\begin{aligned} \mathbb{E}_{D_{k:}} [T_3] &= \underbrace{(I-P)P^{-2} P \text{diag}(X_{k:} X_{k:}^T) \beta^* \beta^{*T} \text{diag}(X_{k:} X_{k:}^T) P P^{-2} (I-P)}_{=: T_{3a}} \\ &\quad + \underbrace{(I-P)P^{-2} (P - P^2) \text{diag}(X_{k:} X_{k:}^T) \text{diag}(\beta^* \beta^{*T}) \text{diag}(X_{k:} X_{k:}^T) P^{-2} (I-P)}_{=: T_{3b}}. \end{aligned} \quad (13)$$

Using similar arguments as in (9), both terms in (13) are bounded as follows

$$\begin{aligned} T_{3a} &\preceq \frac{(1-p_m)^2}{p_m^2} \text{diag}(X_{k:} X_{k:}^T) \beta^* \beta^{*T} \text{diag}(X_{k:} X_{k:}^T) \\ T_{3b} &\preceq \frac{(1-p_m)^3}{p_m^3} \text{diag}(X_{k:} X_{k:}^T) \text{diag}(\beta^* \beta^{*T}) \text{diag}(X_{k:} X_{k:}^T) \end{aligned}$$

For T_{3a} , one can go further by using

$$\text{diag}(X_{k:} X_{k:}^T) \beta^* \beta^{*T} \text{diag}(X_{k:} X_{k:}^T) \preceq \|\text{diag}(X_{k:}) \beta^*\|^2 X_{k:} X_{k:}^T. \quad (14)$$

Let us prove that for all vector $v \neq 0$,

$$v^T (\|\text{diag}(X_{k:}) \beta^*\|^2 X_{k:} X_{k:}^T - \text{diag}(X_{k:} X_{k:}^T) \beta^* \beta^{*T} \text{diag}(X_{k:} X_{k:}^T)) v \geq 0, \text{ i.e.}$$

$$\underbrace{\sum_{j=1}^d \left(\left(\sum_{l=1}^d X_{il}^2 \beta_{*l}^2 \right) X_{kj}^2 - X_{kj}^4 \beta_j^{*2} \right) v_j^2 + 2 \sum_{1 \leq j < m \leq d} \left(\left(\sum_{l=1}^d X_{kl}^2 \beta_l^{*2} \right) X_{kj} X_{km} - \beta_j^* \beta_m^* X_{kj}^2 X_{km}^2 \right) v_m v_j}_{=: Q} \geq 0$$

Indeed, $Q \geq \left(\sum_{j=1}^d \sqrt{\left(\sum_{l=1}^d X_{kl}^2 \beta_l^{*2} \right) X_{kj}^2 - X_{kj}^4 \beta_j^{*2}} v_j \right)^2 \geq 0$, since

$$\begin{aligned}
 & \left(\left(\sum_{l=1}^d X_{kl}^2 \beta_l^{*2} \right) X_{kj} X_{km} - \beta_j^* \beta_m^* X_{kj}^2 X_{km}^2 \right) \geq \sqrt{\left(\left(\sum_{l=1}^d X_{kl}^2 \beta_l^{*2} \right) X_{kj}^2 - X_{kj}^4 \beta_j^{*2} \right) \left(\left(\sum_{l=1}^d X_{kl}^2 \beta_l^{*2} \right) X_{km}^2 - X_{km}^4 \beta_m^{*2} \right)} \\
 & \Leftrightarrow + \left(\sum_{l=1}^d X_{kl}^2 \beta_l^{*2} \right) X_{kj}^4 X_{km}^2 \beta_j^{*2} + \left(\sum_{l=1}^d X_{kl}^2 \beta_l^{*2} \right) X_{km}^4 X_{kj}^2 \beta_m^{*2} - 2 \left(\sum_{l=1}^d X_{kl}^2 \beta_l^{*2} \right) X_{kj}^3 X_{km}^3 \beta_j^* \beta_m^* \geq 0 \\
 & \Leftrightarrow \left(\sqrt{\left(\sum_{l=1}^d X_{kl}^2 \beta_l^{*2} \right) X_{kj}^2 X_{km} \beta_j^*} - \sqrt{\left(\sum_{l=1}^d X_{kl}^2 \beta_l^{*2} \right) X_{km}^2 X_{kj} \beta_m^*} \right)^2 \leq 0
 \end{aligned}$$

For T_{3b} , one can also dig deeper noting that

$$\text{diag}(X_{k:} X_{k:}^T) \text{diag}(\beta^* \beta^{*T}) \text{diag}(X_{k:} X_{k:}^T) \preceq \|\text{diag}(X_{k:}) \beta^*\|^2 X_{k:} X_{k:}^T. \quad (15)$$

For all vector $v \neq 0$, we aim at proving

$$\begin{aligned}
 & v^T (\|\beta^{*T} \text{diag}(X_{k:})\|^2 X_{k:} X_{k:}^T - \text{diag}(X_{k:} X_{k:}^T) \text{diag}(\beta^* \beta^{*T}) \text{diag}(X_{k:} X_{k:}^T)) v \geq 0 \\
 & \Leftrightarrow \underbrace{\sum_{j=1}^d \left(\left(\sum_{l=1}^d X_{kl}^2 \beta_l^{*2} \right) X_{kj}^2 - X_{kj}^4 \beta_j^{*2} \right) v_j^2 + 2 \sum_{1 \leq j < m \leq d} \left(\sum_{l=1}^d X_{kl}^2 \beta_l^{*2} \right) X_{kj} X_{km} v_j v_m}_{=: Q'} \geq 0.
 \end{aligned}$$

Indeed, $Q' \geq \left(\sum_{j=1}^d \sqrt{\left(\sum_{l=1}^d X_{kl}^2 \beta_l^{*2} \right) X_{kj}^2 - X_{kj}^4 \beta_j^{*2}} v_j \right)^2 \geq 0$ since

$$\begin{aligned}
 & \left(\left(\sum_{l=1}^d X_{kl}^2 \beta_l^{*2} \right) X_{kj} X_{km} \right) \geq \sqrt{\left(\left(\sum_{l=1}^d X_{kl}^2 \beta_l^{*2} \right) X_{kj}^2 - X_{kj}^4 \beta_j^{*2} \right) \left(\left(\sum_{l=1}^d X_{kl}^2 \beta_l^{*2} \right) X_{km}^2 - X_{km}^4 \beta_m^{*2} \right)} \\
 & \Leftrightarrow \left(\sum_{l=1}^d X_{kl}^2 \beta_l^{*2} \right) X_{kj}^4 X_{km}^2 \beta_j^{*2} + \left(\sum_{l=1}^d X_{kl}^2 \beta_l^{*2} \right) X_{km}^4 X_{kj}^2 \beta_m^{*2} - X_{kj}^4 X_{km}^4 \beta_j^{*2} \beta_m^{*2} \geq 0
 \end{aligned}$$

Combining (11), (14) and (15) lead to

$$\begin{aligned}
 \mathbb{E}_{(X_{k:}, y_k)} [T_{3a}] & \preceq \frac{(1-p_m)^2}{p_m^2} \|X_{k:}\|^2 \|\beta^*\|^2 H \\
 \mathbb{E}_{(X_{k:}, y_k)} [T_{3b}] & \preceq \frac{(1-p_m)^3}{p_m^3} \|X_{k:}\|^2 \|\beta^*\|^2 H
 \end{aligned}$$

and to the final bound for T_3 ,

$$\mathbb{E} [T_3] \preceq \frac{(1-p_m)^2}{p_m^2} \|X_{k:}\|^2 \|\beta^*\|^2 H + \frac{(1-p_m)^3}{p_m^3} \|X_{k:}\|^2 \|\beta^*\|^2 H. \quad (16)$$

Bound on $T_2 + T_2^T$. First one focuses on T_2 .

$$\begin{aligned}
 T_2 & = -(\tilde{X}_{k:}^T P^{-1} \beta^* - y_k) P^{-1} \tilde{X}_{k:} \beta^{*T} \text{diag}(\tilde{X}_{k:} \tilde{X}_{k:}^T) P^{-2} (I - P) \\
 & =: -(A - B),
 \end{aligned}$$

where

$$\begin{aligned}
 A & = P^{-1} \tilde{X}_{k:} \tilde{X}_{k:}^T P^{-1} \beta^* \beta^{*T} \text{diag}(\tilde{X}_{k:} \tilde{X}_{k:}^T) P^{-2} (I - P) \\
 B & = P^{-1} \tilde{X}_{k:} y_k \beta^{*T} \text{diag}(\tilde{X}_{k:} \tilde{X}_{k:}^T) P^{-2} (I - P).
 \end{aligned}$$

Computation w.r.t. \mathbb{E}_{D_k} . Term A can be split into three terms,

$$\begin{aligned} A_1 &= P^{-1} \text{diag}(\tilde{X}_k; \tilde{X}_k^T) P^{-1} \beta^* \beta^{*T} \text{diag}(\tilde{X}_k; \tilde{X}_k^T) P^{-2} (I - P) \\ A_2 &= P^{-1} (\tilde{X}_k; \tilde{X}_k^T - \text{diag}(\tilde{X}_k; \tilde{X}_k^T)) P^{-1} \text{diag}(\beta^* \beta^{*T}) \text{diag}(\tilde{X}_k; \tilde{X}_k^T) P^{-2} (I - P) \\ A_3 &= P^{-1} (\tilde{X}_k; \tilde{X}_k^T - \text{diag}(\tilde{X}_k; \tilde{X}_k^T)) P^{-1} (\beta^* \beta^{*T} - \text{diag}(\beta^* \beta^{*T})) \text{diag}(\tilde{X}_k; \tilde{X}_k^T) P^{-2} (I - P). \end{aligned}$$

Noting that

$$A_1 = P^{-2} \text{diag}(\tilde{X}_k; \tilde{X}_k^T) \beta^* \beta^{*T} \text{diag}(\tilde{X}_k; \tilde{X}_k^T) P^{-2} (I - P),$$

the expectation \mathbb{E}_{D_k} has already been computed in (13), so

$$\begin{aligned} \mathbb{E}_{D_k} [A_1] &= P^{-2} P \text{diag}(X_k; X_k^T) \beta^* \beta^{*T} \text{diag}(X_k; X_k^T) P P^{-2} (I - P) \\ &\quad + P^{-2} (P - P^2) \text{diag}(X_k; X_k^T) \text{diag}(\beta^* \beta^{*T}) \text{diag}(X_k; X_k^T) P^{-2} (I - P). \end{aligned} \quad (17)$$

As for A_2 , making the structure of the term $(\tilde{X}_k; \tilde{X}_k^T - \text{diag}(\tilde{X}_k; \tilde{X}_k^T)) P^{-1} \text{diag}(\beta^* \beta^{*T}) \text{diag}(\tilde{X}_k; \tilde{X}_k^T)$ explicit,

$$A_2 = \begin{pmatrix} 0 & \frac{1}{p_2} \delta_{k1} \delta_{k2}^3 X_{k1} X_{k2}^3 \beta_2^{*2} & \dots & \frac{1}{p_d} \delta_{k1} \delta_{kd}^3 X_{k1} X_{kd}^3 \beta_d^{*2} \\ \frac{1}{p_1} \delta_{k2} \delta_{k1}^3 X_{k2} X_{k1}^3 \beta_1^{*2} & 0 & & \\ & & \ddots & \\ \frac{1}{p_1} \delta_{kd} \delta_{k1}^3 X_{kd} X_{k1}^3 \beta_1^{*2} & & & 0 \end{pmatrix},$$

one has

$$\mathbb{E}_{D_k} [A_2] = P^{-1} P (X_k; X_k^T - \text{diag}(X_k; X_k^T)) \text{diag}(\beta^* \beta^{*T}) \text{diag}(X_k; X_k^T) P^{-2} (I - P). \quad (18)$$

As for A_3 , the term $(\tilde{X}_k; \tilde{X}_k^T - \text{diag}(\tilde{X}_k; \tilde{X}_k^T)) P^{-1} (\beta^* \beta^{*T} - \text{diag}(\beta^* \beta^{*T})) \text{diag}(\tilde{X}_k; \tilde{X}_k^T)$ can be made explicit as

$$\begin{pmatrix} \sum_{l=2}^d \frac{1}{p_l} \delta_{kl} X_{kl} \beta_l^* \delta_{k1} X_{k1}^3 \beta_1^* & \sum_{l=3}^d \frac{1}{p_l} \delta_{kl} X_{kl} \beta_l^* \delta_{k1} \delta_{k2}^2 X_{k1} X_{k2}^2 \beta_2^* & \dots & \sum_{l \neq 1, d} \frac{1}{p_l} \delta_{kl} X_{kl} \beta_l^* \delta_{k1} \delta_{kd}^2 X_{k1} X_{kd}^2 \beta_d^* \\ & \ddots & & \\ & & \ddots & \\ & & & \sum_{l=1}^{d-1} \frac{1}{p_l} \delta_{kl} X_{kl} \beta_l^* \delta_{kd} X_{kd}^3 \beta_d^* \end{pmatrix},$$

which gives

$$\begin{aligned} \mathbb{E}_{D_k} [A_3] &= P^{-1} P (\tilde{X}_k; \tilde{X}_k^T - \text{diag}(\tilde{X}_k; \tilde{X}_k^T)) (\beta^* \beta^{*T} - \text{diag}(\beta^* \beta^{*T})) \text{diag}(\tilde{X}_k; \tilde{X}_k^T) P P^{-2} (I - P) \\ &\quad + P^{-1} (P - P^2) \text{diag} \left((\tilde{X}_k; \tilde{X}_k^T - \text{diag}(\tilde{X}_k; \tilde{X}_k^T)) (\beta^* \beta^{*T} - \text{diag}(\beta^* \beta^{*T})) \text{diag}(\tilde{X}_k; \tilde{X}_k^T) \right) P^{-2} (I - P). \end{aligned}$$

Noting the following,

$$\begin{aligned} \text{diag} \left((\tilde{X}_k; \tilde{X}_k^T - \text{diag}(\tilde{X}_k; \tilde{X}_k^T)) (\beta^* \beta^{*T} - \text{diag}(\beta^* \beta^{*T})) \text{diag}(\tilde{X}_k; \tilde{X}_k^T) \right) &= \text{diag} \left(\tilde{X}_k; \tilde{X}_k^T \beta^* \beta^{*T} \text{diag}(\tilde{X}_k; \tilde{X}_k^T) \right) \\ &\quad - \text{diag}(\tilde{X}_k; \tilde{X}_k^T) \text{diag}(\beta^* \beta^{*T}) \text{diag}(\tilde{X}_k; \tilde{X}_k^T), \end{aligned}$$

one has

$$\begin{aligned} \mathbb{E}_{D_k} [A_3] &= P^{-1} P (\tilde{X}_k; \tilde{X}_k^T - \text{diag}(\tilde{X}_k; \tilde{X}_k^T)) (\beta^* \beta^{*T} - \text{diag}(\beta^* \beta^{*T})) \text{diag}(\tilde{X}_k; \tilde{X}_k^T) P P^{-2} (I - P) \\ &\quad + P^{-1} (P - P^2) \text{diag} \left(\tilde{X}_k; \tilde{X}_k^T \beta^* \beta^{*T} \text{diag}(\tilde{X}_k; \tilde{X}_k^T) \right) P^{-2} (I - P) \\ &\quad - P^{-1} (P - P^2) \text{diag}(\tilde{X}_k; \tilde{X}_k^T) \text{diag}(\beta^* \beta^{*T}) \text{diag}(\tilde{X}_k; \tilde{X}_k^T) P^{-2} (I - P) \end{aligned} \quad (19)$$

Term B can be made explicit as follows

$$\tilde{X}_k; \beta^{*T} \text{diag}(\tilde{X}_k; \tilde{X}_k^T) = \begin{pmatrix} \beta_1^* \delta_{i1}^3 X_{i1}^3 & \beta_1^* \delta_{i1}^2 \delta_{i2} X_{i1}^2 X_{i2} & & \\ \beta_2^* \delta_{i2}^2 X_{i2}^2 \delta_{i1} X_{i1} & \beta_2^* \delta_{i2}^3 X_{i2}^3 & & \\ & & \ddots & \end{pmatrix}$$

which implies

$$\begin{aligned} \mathbb{E}_{D_k} [B] &= y_k P^{-1} P X_k \beta^{*T} \text{diag}(X_k X_k^T) P P^{-2} (I - P) \\ &\quad + y_k P^{-1} (P - P^2) \text{diag}(X_k \beta^{*T} \text{diag}(X_k X_k^T)) P^{-2} (I - P). \end{aligned} \quad (20)$$

Putting Equations (17), (18), (19) and (20) together,

$$\mathbb{E} [T_2 + T_2^T] = \mathbb{E}_{(X_k, y_k)} [T_{21} + T_{22} + T_{23} + T_{23}^T + T_{24} + T_{24}^T + T_{25}]$$

$$\begin{aligned} T_{21} &= -2(P^{-1} - I) \text{diag}(X_k X_k^T) \beta^* \beta^{*T} \text{diag}(X_k X_k^T) (P^{-1} - I) \\ T_{22} &= -2P^{-3} ((I - P)(I - 3P + 2P^2)) \text{diag}(X_k X_k^T) \text{diag}(\beta^* \beta^{*T}) \text{diag}(X_k X_k^T) \\ T_{23} &= -X_k X_k^T \text{diag}(\beta^* \beta^{*T}) \text{diag}(X_k X_k^T) (P^{-2}(I - P) - P^{-1}(I - P)) \\ T_{24} &= -(X_k^T \beta^* - y_k) X_k \beta^{*T} \text{diag}(X_k X_k^T) P^{-1} (I - P) \\ T_{25} &= -2(X_k^T \beta^* - y_k) (I - P) \text{diag}(X_k \beta^{*T} \text{diag}(X_k X_k^T)) P^{-2} (I - P), \end{aligned}$$

Computation w.r.t. $\mathbb{E}_{(X_k, y_k)}$. For T_{21} , it trivially holds that

$$-\text{diag}(X_k X_k^T) \beta^* \beta^{*T} \text{diag}(X_k X_k^T) \preceq 0. \quad (21)$$

Indeed, for all vector $v \neq 0$,

$$\sum_{j=1}^d X_{kj}^4 \beta_j^{*2} v_j^2 + 2 \sum_{1 \leq j < m \leq d} \beta_j^* \beta_m^* X_{kj}^2 X_{km}^2 v_j v_m = \left(\sum_{j=1}^d X_{kj}^2 \beta_j^* v_j \right)^2 \geq 0.$$

Denoting the maximum of the coefficients of P as $p_M = \max_j p_j$, one has

$$\begin{aligned} T_{21} &\preceq -2 \frac{(1 - p_M)^2}{p_m^2} \text{diag}(X_k X_k^T) \beta^* \beta^{*T} \text{diag}(X_k X_k^T) \\ &\preceq 0 \end{aligned} \quad (\text{using (21)}).$$

T_{22} is split into two terms,

$$\begin{aligned} T_{22a} &= -2P^{-3} ((I - P)(I + 2P^2)) \text{diag}(X_k X_k^T) \text{diag}(\beta^* \beta^{*T}) \text{diag}(X_k X_k^T) \\ T_{22b} &= 6P^{-2} (I - P) \text{diag}(X_k X_k^T) \text{diag}(\beta^* \beta^{*T}) \text{diag}(X_k X_k^T) \\ T_{22a} &\preceq -2 \frac{(1 - p_M)(1 + 2p_M^2)}{p_m^3} \text{diag}(X_k X_k^T) \text{diag}(\beta^* \beta^{*T}) \text{diag}(X_k X_k^T) \preceq 0, \end{aligned}$$

since it is a diagonal matrix with only negative coefficients, and noting that $\frac{(1 - p_M)(1 + 2p_M^2)}{p_m^3} > 0$. Then,

$$T_{22b} \preceq \frac{6(1 - p_m)}{p_m^2} \text{diag}(X_k X_k^T) \text{diag}(\beta^* \beta^{*T}) \text{diag}(X_k X_k^T)$$

which implies

$$\mathbb{E}_{(X_k, y_k)} [T_{22b}] \preceq \frac{6(1 - p_m)}{p_m^2} \|X_k\|^2 \|\beta^*\|^2 H$$

using (14) and (11).

As for $T_{23} + T_{23}^T$, note that

$$T_{23} + T_{23}^T \preceq -2 \frac{(p_M - 1)^2}{p_m^2} (X_k X_k^T \text{diag}(\beta^* \beta^{*T}) \text{diag}(X_k X_k^T) + \text{diag}(\beta^* \beta^{*T}) \text{diag}(X_k X_k^T) X_k X_k^T)$$

One prove that

$$\begin{aligned}
 & - (X_k: X_k: ^T \text{diag}(\beta^* \beta^{*T}) \text{diag}(X_k: X_k: ^T) + \text{diag}(X_k: X_k: ^T) \text{diag}(\beta^* \beta^{*T}) X_k: X_k: ^T) \\
 & \preceq -2 \left(\min_{j=1, \dots, d} \beta_j^{*2} X_{kj}^2 \right) X_k: X_k: ^T \quad (22)
 \end{aligned}$$

Indeed, denoting $m = \left(\min_{j=1, \dots, d} \beta_j^{*2} X_{kj}^2 \right)$, one has

$$\begin{aligned}
 & v^T \left(-2m X_k: X_k: ^T + (X_k: X_k: ^T \text{diag}(\beta^* \beta^{*T}) \text{diag}(X_k: X_k: ^T) + \text{diag}(X_k: X_k: ^T) \text{diag}(\beta^* \beta^{*T}) X_k: X_k: ^T) \right) v \geq 0 \\
 \Leftrightarrow & \sum_{j=1}^d (-2m X_{kj}^2 + 2X_{kj}^4 \beta_j^{*2}) v_j^2 + 2 \sum_{1 \leq j < q \leq d} (-2m X_{kj} X_{kq} + X_{kj}^3 X_{kq} \beta_j^{*2} + X_{kq}^3 X_{kj} \beta_q^{*2}) v_j v_q \geq 0 \\
 \Leftrightarrow & \sum_{j=1}^d (-2m X_{kj}^2 + 2X_{kj}^4 \beta_j^{*2}) v_j^2 + 2 \sum_{1 \leq j < q \leq d} \sqrt{(-2m X_{kj}^2 + 2X_{kj}^4 \beta_j^{*2}) (-2m X_{kq}^2 + 2X_{kq}^4 \beta_q^{*2})} v_j v_q \geq 0 \\
 \Leftrightarrow & \left(\sum_{j=1}^d \sqrt{(-2m X_{kj}^2 + 2X_{kj}^4 \beta_j^{*2})} v_j \right)^2 \geq 0,
 \end{aligned}$$

using that

$$\begin{aligned}
 & (-2m X_{kj}^2 + 2X_{kj}^4 \beta_j^{*2}) (-2m X_{kq}^2 + 2X_{kq}^4 \beta_q^{*2}) \geq (-2m X_{kj} X_{kq} + X_{kj}^3 X_{kq} \beta_j^{*2} + X_{kq}^3 X_{kj} \beta_q^{*2})^2 \\
 \Leftrightarrow & (X_{kj}^3 X_{kq} \beta_j^{*2} - X_{kq}^3 X_{kj} \beta_q^{*2})^2 \geq 0
 \end{aligned}$$

Therefore

$$\mathbb{E}_{(X_k: , y_k)} [T_{23} + T_{23}^T] \preceq -2 \frac{(p_M - 1)^2}{p_m^2} \left(\min_{j=1, \dots, d} \beta_j^{*2} X_{kj}^2 \right) H \preceq 0,$$

since H is definite positive.

Finally one uses $(X_k: ^T \beta^* - y_k) = \epsilon_k$ to conclude by independence that $T_{24} = T_{25} = 0$.

One gets

$$\mathbb{E} [T_2 + T_2^T] \preceq \frac{6(1 - p_m)}{p_m^2} \|X_k: \|^2 \|\beta^*\|^2 H. \quad (23)$$

Combining (12), (16) and (23) leads to the desired bound. □

S1.3. Proof of Lemma 3

Lemma S3. For all $k \geq 0$, given the binary mask D , the adjusted gradient $\tilde{g}_k(\beta)$ is a.s. $L_{k,D}$ -Lipschitz continuous, i.e. for all $u, v \in \mathbb{R}^d$,

$$\|\tilde{g}_k(u) - \tilde{g}_k(v)\| \leq L_{k,D} \|u - v\| \text{ a.s.}$$

Set

$$L := \sup_{k,D} L_{k,D} \leq \frac{1}{p_m^2} \max_k \|X_k: \|^2 \text{ a.s.} \quad (24)$$

In addition, for all $k \geq 0$, $\tilde{g}_k(\beta)$ is almost surely co-coercive.

Proof. Note that

$$\begin{aligned}
 \|\tilde{g}_k(u) - \tilde{g}_k(v)\| &= \left\| \left(P^{-1} \tilde{X}_k \tilde{X}_k^T P^{-1} - (I - P) P^{-2} \text{diag}(\tilde{X}_k \tilde{X}_k^T) \right) (u - v) \right\| \\
 &\leq \left\| \left(P^{-1} \tilde{X}_k \tilde{X}_k^T P^{-1} - (I - P) P^{-2} \text{diag}(\tilde{X}_k \tilde{X}_k^T) \right) \right\| \|u - v\| \\
 &\leq \left\| \frac{1}{p_m^2} \left(\tilde{X}_k \tilde{X}_k^T - (1 - p_m) \text{diag}(\tilde{X}_k \tilde{X}_k^T) \right) \right\| \|u - v\| \\
 &\leq \frac{1}{p_m^2} \|\tilde{X}_k\|^2 \|u - v\|,
 \end{aligned}$$

where we have used the Weyl inequality in the last step.

One can thus choose $L_{k,D} = \frac{1}{p_m^2} \|\tilde{X}_k\|^2$ and

$$L = \sup_{k,D} L_{k,D} \leq \frac{1}{p_m^2} \sup_k \|X_k\|^2 \leq \frac{1}{p_m^2} \max_k \|X_k\|^2$$

Then, let us prove that the primitive of the adjusted gradient \tilde{g}_k is convex. To do this, we check that the derivative of \tilde{g}_k is definite positive:

$$\frac{\partial}{\partial \beta} \tilde{g}_k(\beta) = \frac{1}{p^2} \left(\tilde{X}_k \tilde{X}_k^T - (1 - p) \text{diag}(\tilde{X}_k \tilde{X}_k^T) \right)$$

since $\left(\tilde{X}_k \tilde{X}_k^T - (1 - p) \text{diag}(\tilde{X}_k \tilde{X}_k^T) \right)$ is positive semi-definite. Indeed,

$$\begin{aligned}
 v^T \left(\tilde{X}_k \tilde{X}_k^T - (1 - p) \text{diag}(\tilde{X}_k \tilde{X}_k^T) \right) v &\geq 0 \\
 \Leftrightarrow \sum_{j=1}^d p \tilde{X}_{kj}^2 v_j^2 + 2 \sum_{1 \leq j < l \leq d} \tilde{X}_{kj} \tilde{X}_{kl} v_j v_l &\geq 0 \\
 \Leftrightarrow \left(\sum_{j=1}^d \sqrt{p} \tilde{X}_{kj} v_j \right)^2 &\geq 0,
 \end{aligned}$$

using $p^2 \left(\tilde{X}_{kj} \right)^2 \left(\tilde{X}_{kl} \right)^2 \leq \left(\tilde{X}_{kj} \right)^2 \left(\tilde{X}_{kl} \right)^2$ since $p \leq 1$. □

S2. Additionnal figure for Section 5

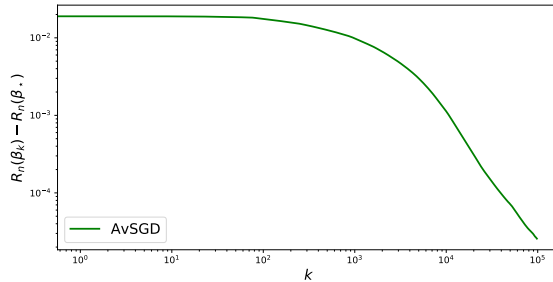


Figure S6. Empirical excess risk $(R_n(\beta_k) - R_n(\beta^*))$ given n for synthetic data ($n = 10^5$, $d = 10$) when the model accounts mixed effects.

S3. Description of the variables for the TraumaBase data

A description of the variables which are used in experiments on the TraumaBase data is given.

Debiasing SGD to handle missing values

- *Lactate*: The conjugate base of lactic acid.
- *Delta.Hemo*: The difference between the hemoglobin on arrival at hospital and that in the ambulance.
- *VE*: A volume expander is a type of intravenous therapy that has the function of providing volume for the circulatory system.
- *RBC*: A binary index which indicates whether the transfusion of Red Blood Cells Concentrates is performed.
- *SI*: Shock index indicates level of occult shock based on heart rate (*HR*) and systolic blood pressure (*SBP*). $SI = \frac{HR}{SBP}$. Evaluated on arrival at hospital.
- *HR*: Heart rate measured on arrival of hospital.
- *Age*: Age.