

# Greedy Policy Search: A Simple Baseline for Learnable Test-Time Augmentation

Dmitry Molchanov\*<sup>1,2</sup> Alexander Lyzhov\*<sup>1,4,3</sup> Yuliya Molchanova\*<sup>1</sup> Arsenii Ashukha\*<sup>1,2</sup> Dmitry Vetrov<sup>2,1</sup>

<sup>1</sup>Samsung AI Center Moscow

<sup>2</sup>Samsung-HSE Laboratory, National Research University Higher School of Economics

<sup>3</sup>National Research University Higher School of Economics

<sup>4</sup>Skolkovo Institute of Science and Technology

## Abstract

Test-time data augmentation—averaging the predictions of a machine learning model across multiple augmented samples of data—is a widely used technique that improves the predictive performance. While many advanced learnable data augmentation techniques have emerged in recent years, they are focused on the training phase. Such techniques are not necessarily optimal for test-time augmentation and can be outperformed by a policy consisting of simple crops and flips. The primary goal of this paper is to demonstrate that test-time augmentation policies can be successfully learned too. We introduce *greedy policy search* (GPS), a simple but high-performing method for learning a policy of test-time augmentation. We demonstrate that augmentation policies learned with GPS achieve superior predictive performance on image classification problems, provide better in-domain uncertainty estimation, and improve the robustness to domain shift.




Figure 1: Sample from a test-time data augmentation policy learned by greedy policy search for EfficientNet-B5. Averaging the predictions across samples from the policy outperforms the conventional multi-crop evaluation by a wide margin. Policies such as this one transfer well to more powerful models.

## 1 INTRODUCTION

Convolutional neural networks (CNNs) have become a *de facto* standard for problems with complex data that contain a lot of label-preserving symmetries. Such architectures use spatially invariant operations that have been specifically designed to reflect the symmetries present in data. These architectural choices are not enough, so data augmentation that artificially expands a dataset with label-preserving transformations is used during training to further promote the invariance to such symmetries.

Training with data augmentation has been used for a long time to improve the predictive performance of machine learning and pattern recognition algorithms (Yaeger et al.,

1997; Simard et al., 2003; Krizhevsky et al., 2012). Earlier techniques enlarge datasets with a handcrafted set of transformations, such as scale, translation, rotation, and require manual tuning of augmentation strategies. Recent works are focused on learnable and more diverse strategies of data augmentation (Cubuk et al., 2019a,b; Lim et al., 2019). These strategies have become a standard component of training powerful deep learning models (Tan & Le, 2019).

Even when learning with data augmentation, CNNs are still not perfectly invariant to all the symmetries present in the data distribution. Therefore, test-time augmentation—averaging the predictions of a model across multiple augmentations of an object—often increases predictive per-

\* Equal contribution

formance. A special case of test-time augmentation called multi-crop evaluation has even become a standard evaluation protocol for large scale image classification (Krizhevsky et al., 2009; Simonyan & Zisserman, 2014; He et al., 2016). Test-time augmentation is, however, limited to simple transformations and usually does not benefit from using a more diverse augmentation policy, e.g. the one used during training.

In this work, we aim to demonstrate that test-time augmentation of images can reap large benefits from a wide range of diverse data augmentations if their composition is learned. With this goal in mind, we introduce *greedy policy search* (GPS), a simple algorithm that learns a policy for test-time data augmentation based on the predictive performance on a validation set. In an ablation study, we show that optimizing the calibrated log-likelihood (Ashukha et al., 2020) is a crucial part of the policy search algorithm, while the default objectives—accuracy and log-likelihood—lead to a significant drop in the final performance.

Our evaluation is performed on the following problems: conventional image classification, in-domain uncertainty estimation, and classification under dataset shift. We demonstrate that test-time augmentation policies found by GPS outperform other data augmentation baselines significantly on a wide range of deep learning architectures from VGG-style networks (Simonyan & Zisserman, 2014) to the recently proposed EfficientNets (Tan & Le, 2019). GPS provides consistent improvements in the performance of ensembles, models trained with powerful train-time data augmentation techniques such as AutoAugment (Cubuk et al., 2019a) and RandAugment (Cubuk et al., 2019b), as well as models trained without advanced data augmentation. We also show that the obtained policies transfer well across different architectures.

## 2 RELATED WORK

**Test-time augmentation** The test-time data augmentation (TTA) has been present for a long time in deep learning research. Krizhevsky et al. (2012) averaged the predictions of an image classification model over random crops and flips of test data. This later became a standard evaluation protocol (Krizhevsky et al., 2009; Simonyan & Zisserman, 2014; He et al., 2016). Shorten & Khoshgofaar (2019) provided an extensive survey of data augmentation for deep learning including test-time augmentation, pointing out several successful applications of TTA in medical imaging. As one example, Wang et al. (2019) show that TTA improves uncertainty estimation for medical image segmentation.

**Learnable train-time augmentation** Data augmentation is more commonly applied during training rather than

during inference. A recent line of works, starting from Cubuk et al. (2019a), explored the practice of adapting augmentation used during training according to peculiarities of a specific dataset. AutoAugment (Cubuk et al., 2019a) learns an augmentation policy with reinforcement learning and requires a repetition of an expensive model training for each iteration of the policy search algorithm. Subsequent works proposed more efficient methods of policy search for training set augmentation (Ho et al., 2019; Cubuk et al., 2019b; Lim et al., 2019; Zhang et al., 2019).

**Ensemble pruning** Even though a single model is used for TTA, it makes sense to see the TTA as an ensemble of different models, each with its own augmentation sub-policy. The specific members in this ensemble can be selected from a variety of discrete possibilities. Historically, ensemble pruning methods have been applied for such optimization problems. Partridge & Yates (1996) introduced a heuristic which can serve as a rule of selection of ensemble members. Fan et al. (2002); Caruana et al. (2004) described and used another, simpler, greedy ensemble pruning method which is the one that we adopt in this work for test-time augmentation.

## 3 LEARNABLE TEST-TIME AUGMENTATION

In this section we discuss the training of test-time augmentation policy for image classification problems.

**Policy** We define a test-time augmentation (TTA) policy  $P$  as a set of sub-policies  $\{s_i(\cdot)\}$ . A sub-policy  $s(\cdot)$  consists of  $N_s$  consecutively applied, possibly stochastic, image transformations  $t_j(\cdot, M_j)$ ,  $j \in \{1, \dots, N_s\}$ , where  $t_j$  is one of the predefined image operations and  $M_j \geq 0$  stands for its magnitude. The transformations that we use and their respective typical magnitudes are listed in Appendix A. A visualization of these transforms is presented in Figure 13.

**Inference** During inference, the predictions of the model are averaged across samples of different sub-policies:

$$\pi_{\theta}^P(x) = \frac{1}{|P|} \sum_{s \in P} p(y | s(x), \theta). \quad (1)$$

### 3.1 Naive approaches to test-time augmentation

Common test-time augmentation policies consist of sub-policies that are sampled independently from a fixed distribution. For example, a single sub-policy may consist of randomly resized crops and horizontal flips. A potential alternative is to use the same policy that has been learned for training (e.g. a policy obtained with RandAugment (Cubuk et al., 2019b) or AutoAugment (Cubuk et al., 2019a)) to perform test-time augmentation. A possible motivation

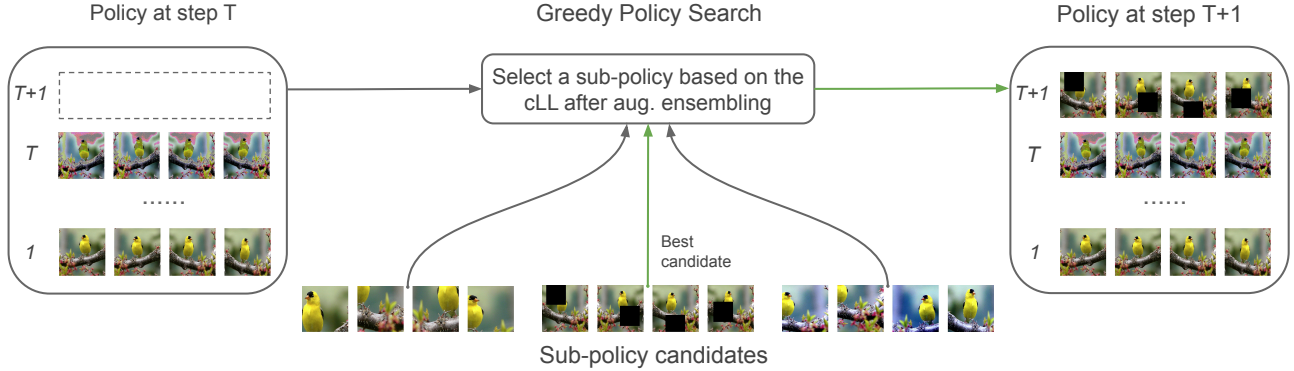


Figure 2: An illustration of one step of the greedy policy search algorithm. On each step we search for a sub-policy that provides the largest improvement in calibrated log-likelihood of ensemble predictions and add it to the current policy.

behind this choice is that such a policy might reflect the specifics of a particular dataset or architecture better.

Our experiments indicate that in some cases (Figure 3) a TTA policy that was learned for training performs worse than the default policy consisting of random scalings, crops and flips. This means that the process of learning a policy for training does not necessarily result in a good TTA policy. A natural alternative is to learn the TTA policy by optimizing the predictive performance of test-time augmentation directly. For example, we can use a RandAugment policy for TTA and find its optimal magnitude  $M^*$  on a validation set using grid search. As we show in Figure 12, the optimal magnitude for test-time augmentation is different from the optimal magnitude for training.

To push the idea of direct optimization of TTA performance further, we employ the greedy ensemble pruning for TTA. The resulting method, *greedy policy search*, can be considered a simple yet strong baseline for more advanced methods of discrete optimization like reinforcement learning, used in AutoAugment (Cubuk et al., 2019a), or Bayesian optimization, used in Fast AutoAugment (Lim et al., 2019).

### 3.2 Greedy policy search

We introduce *greedy policy search* (GPS) as a means of demonstrating that learnable policy for test-time augmentation can boost the predictive performance, uncertainty estimates and robustness of deep learning models.

**Greedy policy search** GPS starts with an empty policy and builds it in an iterative fashion. It searches for the sub-policy that provides the largest performance gain when added to the current policy. This selection step is repeated until a policy of the desired length is built. To make the procedure computationally efficient, we first draw a pool of candidate sub-policies from a prior distribution over sub-policies  $p(s)$ . We precompute the predictions on all these sub-policies so that the sub-policy selection step

---

#### Algorithm 1 Greedy Policy Search (GPS)

---

**Require:** Trained neural network  $p(y | x, \theta)$

**Require:** Validation data  $X_{val}, y_{val}$

**Require:** Pool size  $B$ , policy size  $T$

**Require:** Augmentation prior  $p(s)$

$S \leftarrow \emptyset$  ▷ Pool of candidate sub-policies

**for**  $i \leftarrow 1$  to  $B$  **do**

$s_i \sim p(s)$

$S \leftarrow S \cup \{s_i\}$  ▷ Collect the proposal sub-policies

$\pi_{val}^{s_i} \leftarrow p(y | s_i(X_{val}), \theta)$  ▷ Precompute predictions

**end for**

$P \leftarrow \emptyset$  ▷ GPS policy

$\pi_{val}^P \leftarrow 0$  ▷ Validation predictions using GPS policy

**for**  $t \leftarrow 1$  to  $T$  **do**

Choose the best sub-policy  $s^*$  based on **calibrated**

**log-likelihood:**

$$s^* \leftarrow \arg \max_{s \in S} \text{cLL} \left( \frac{t-1}{t} \pi_{val}^P + \frac{1}{t} \pi_{val}^s; y_{val} \right)$$

$\pi_{val}^P \leftarrow \frac{t-1}{t} \pi_{val}^P + \frac{1}{t} \pi_{val}^{s^*}$  ▷ Update the predictions

$P \leftarrow P \cup \{s^*\}$  ▷ Update the policy

**end for**

**return** Policy  $P$

---

could be performed in the space of predictions without passes through the neural network. Both the pool generation and the selection procedure are embarrassingly parallel, so the resulting algorithm is efficient and easily scalable. The whole procedure is summarized in Algorithm 1.

**Optimization criterion** The criteria of predictive performance that are often used as objectives for policy, architecture or hyperparameter search are classification accuracy and log-likelihood. We find, however, that these criteria are ill-suited for TTA policy search. As we discuss in Section 4.2, the log-likelihood is unable to fairly judge the performance of test-time augmentation, and the accuracy is typically too noisy to provide an adequate signal for learning a well-performing TTA policy. We follow

Ashukha et al. (2020) and use the calibrated log-likelihood instead. The calibrated log-likelihood is defined as the log-likelihood measured after the post-hoc temperature scaling (Guo et al., 2017). The temperature scaling is typically performed by optimizing the validation log-likelihood w.r.t. the temperature  $\tau$  of the  $\text{softmax}(\cdot/\tau)$  function used to obtain the predictions. Our experiments show that the calibrated log-likelihood is the key ingredient of GPS. This objective is suited for learning TTA policies better than both accuracy and conventional uncalibrated log-likelihood.

## 4 EXPERIMENTS

We perform experiments with greedy policy search on a variety of architectures on CIFAR-10/100 and ImageNet classification problems. On CIFAR-10/100 datasets (Krizhevsky et al., 2009), we use VGG16 (Simonyan & Zisserman, 2014), PreResNet110 (He et al., 2016) and WideResNet28x10 (Zagoruyko & Komodakis, 2016). On ImageNet (Russakovsky et al., 2015), we use ResNet50 and EfficientNet B2/B5/L2 (Tan & Le, 2019).

**Training** CIFAR models were trained for 2000 epochs using a modified version of RandAugment with  $N = 3$  transformations for each image, where the magnitude of each transformation for each image has been drawn from the uniform distribution  $M \sim \mathcal{U}[0, 45]$ . We provide the details of training these models in Appendix A.

We reused the publicly available snapshots<sup>1&2</sup> of ImageNet models. EfficientNets B2/B5 were trained with vanilla RandAugment, EfficientNet L2 was trained with Noisy Student (Xie et al., 2019b) and RandAugment, ResNet50 was trained with AugMix Hendrycks et al. (2019) and RandAugment.

**Policy search** To obtain the results on CIFAR datasets, we first train all our models with the same stratified train-validation split (we use 45000 objects for training and 5000 objects for validation), and perform GPS or magnitude grid search on the validation set. We then retrain all models on the full training set, and use the obtained policies and magnitudes on the test set. Since we did not train the ImageNet models ourselves, we split the validation set in half with a stratified split, use the first half for policy search and report the results for the second half. We use approximately 1000 subpolicies in the candidate pools for GPS, and describe the construction of the pools in Appendix A.

**Evaluation** Following Ashukha et al. (2020), we use the calibrated log-likelihood as our main evaluation metric for in-domain uncertainty estimation, and we reuse their “test-time cross-validation” procedure to perform calibration.

<sup>1</sup><https://github.com/tensorflow/tpu/tree/master/models/official/efficientnet>

<sup>2</sup><https://github.com/rwightman/pytorch-image-models>

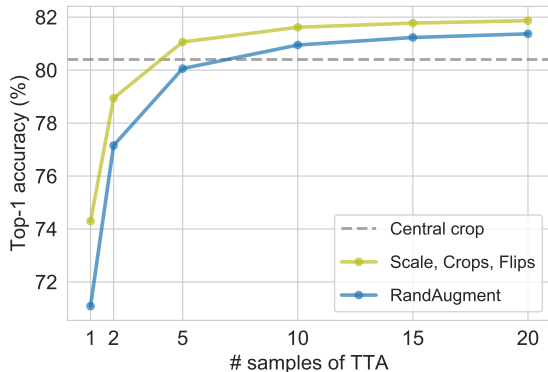


Figure 3: The plot shows top-1 accuracy of TTA on EfficientNet B2 (trained with RandAugment) for two different augmentation strategies: scale-crop-flip augmentation, and RandAugment (the same as during training). The scale-crop-flip policy outperforms the RandAugment policy, and the effect still holds for larger amount of samples. This example demonstrates clearly that the policy learned for training is not necessarily optimal for test-time augmentation.

The test set is divided in half, the optimal temperature is found on the first split, and the metrics are evaluated on the second split. We average the metrics across five random splits. While it is possible to optimize the temperature on a validation set, we stick with test-time cross-validation for convenience since the optimal temperature is different for each TTA policy and for each number of samples for TTA (see Figure 11 for details). The optimal temperature has a very low variance, and the values found on the validation set closely match the values found during test-time cross-validation.

### 4.1 In-domain predictive performance

Greedy policy search achieves better predictive performance compared to conventional test-time augmentation techniques (e.g. random crops and flips), reusing of the policy learned during training, and a more advanced baseline (RandAugment with magnitude grid search). The results for CIFAR-100 and ImageNet are presented in Figure 4, and the results for CIFAR-10 are presented in Figure 17, numerical results can be found in Tables 2, 3.

When using the same amount of samples, GPS has the same test-time computational complexity as vanilla test-time augmentation or the standard multi-crop evaluation, yet achieves a better predictive performance. Once the GPS policy is found or transferred from a different model or dataset, the gain in the predictive performance can be obtained for free.

Aside from test-time data augmentation, there are other techniques that allow one to use ensembling during test time with almost no training overhead. Such methods as

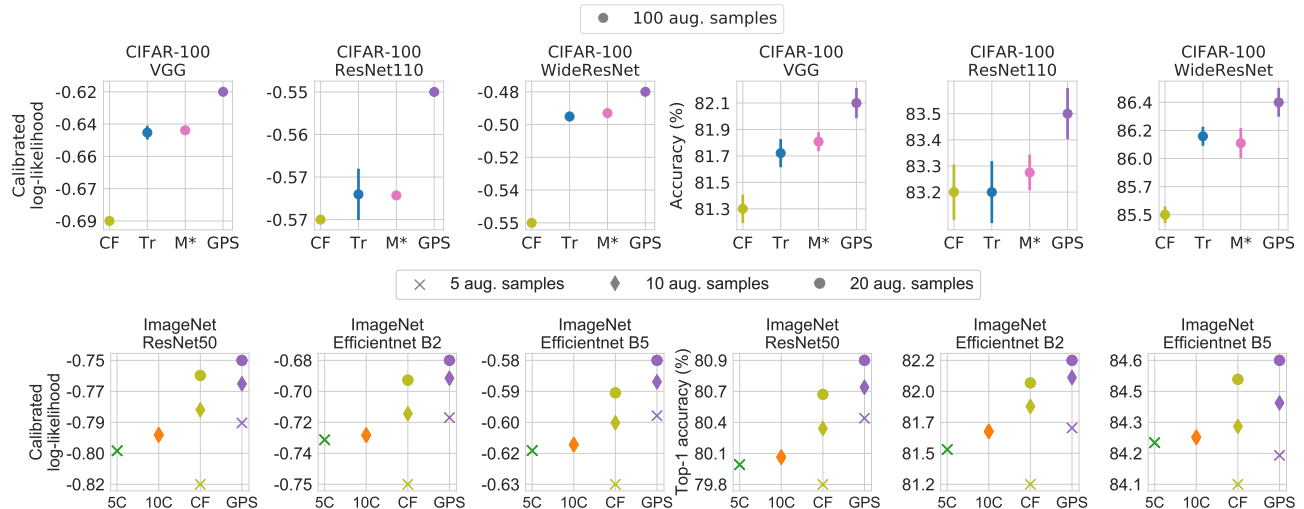


Figure 4: Performance of various test-time augmentation strategies on clean test set of CIFAR-100 dataset (top) and ImageNet (bottom). CC: central crop. CF: random crops and horizontal flips. Tr: augmentation used for training (modified RandAugment with  $M = 45$ ).  $M^*$ : modified RandAugment with  $M$  found by grid search. 5/10C: 5/10-crop evaluation (four corner crops, one center crop for 5C; five crops with horizontal flips for 10C). Greedy policy search (GPS) consistently outperforms all other methods in both the calibrated log-likelihood and accuracy. The results for CIFAR-100 have been averaged over five runs of TTA.

variational inference (Blundell et al., 2015), dropout (Srivastava et al., 2014), K-FAC Laplace approximation are praised as ways to hide an ensemble inside a single model using a stochastic computation graph. It was, however, recently shown that these techniques are typically significantly outperformed by test-time augmentation with random crops and flips (Ashukha et al., 2020) in conventional image classification benchmarks (CIFAR and ImageNet classification). Since GPS outperforms vanilla TTA, it outperforms these techniques as well. However, as we show in Section 4.5, GPS can be combined with ensemble-bling techniques to further improve their performance.

## 4.2 What metric to use for policy search?

Any policy search procedure that relies on optimizing the validation performance requires a metric to optimize. Common predictive performance metrics are classification accuracy and log-likelihood.

Both of these metrics have problems. The plain log-likelihood cannot be used for a fair comparison of different techniques, especially in the test-time augmentation setting (Ashukha et al., 2020). The authors suggest switching to calibrated log-likelihood (cLL) instead. The problem with the log-likelihood is that it can dismiss a good model that happened to be miscalibrated, but can be fixed by temperature scaling. With test-time augmentation it is often the case that the optimal temperature of the predictive distribution drastically changes with the number of samples (see Figure 11). The accuracy, in turn, appears to be too noisy

GPS criterion		VGG	ResNet110	WideResNet
Acc.(%)	Acc.	81.17 ± 0.15	83.01 ± 0.18	85.71 ± 0.10
	LL	81.89 ± 0.07	<b>83.55 ± 0.09</b>	86.22 ± 0.05
	cLL	<b>82.21 ± 0.17</b>	<b>83.54 ± 0.06</b>	<b>86.44 ± 0.05</b>
cLL	Acc.	-0.837 ± 0.003	-0.691 ± 0.001	-0.661 ± 0.003
	LL	-0.640 ± 0.001	-0.560 ± 0.001	-0.489 ± 0.001
	cLL	<b>-0.623 ± 0.001</b>	<b>-0.552 ± 0.001</b>	<b>-0.479 ± 0.001</b>

Table 1: Performance of greedy policy search using different metrics as a search objective, measured on CIFAR-100 dataset. Calibrated log-likelihood results in superior performance across all tasks and metrics. The results have been averaged over five runs of TTA.

to provide robust learning signal for greedy optimization.

To evaluate the influence of the objective function, we run GPS for a VGG, a PreResNet110 and a WideResNet28x10 on CIFAR-100 dataset. The pool of candidate sub-policies and the resulting length of sub-policy is kept the same for all methods, as described in Section 4. We evaluate three different objectives for GPS: classification accuracy, log-likelihood and calibrated log-likelihood. The results are presented in Table 1. We find that optimizing the calibrated log-likelihood consistently outperforms other metrics in terms of both accuracy and calibrated log-likelihood.

To better see how the metrics fail, we evaluate test-time RandAugment policies with different magnitudes  $M$ . As one can see from Figure 12, the optimal value of  $M$  is dif-

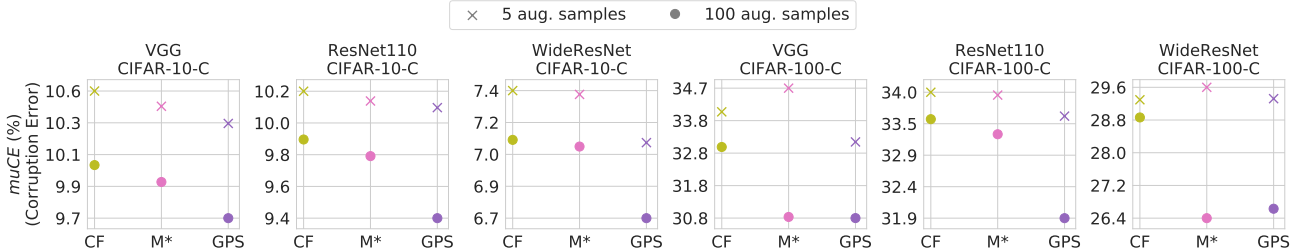


Figure 5: Mean unnormalized corruption error ( $\mu CE$ ) on corrupted versions of CIFAR datasets for various test-time augmentation strategies: random crops and horizontal flips (CF), modified RandAugment with  $M$  found by grid search ( $M^*$ ) and GPS policy (GPS). Learnable TTA methods are run on clean, uncorrupted data. In most cases, GPS policies are more robust to the domain shift compared to alternatives.

ferent for different metrics. The accuracy is too noisy to reliably find the optimal  $M$ . The log-likelihood provides a very conservative value of  $M$  since large magnitudes decalibrate the model. On the contrary, the calibrated log-likelihood does not suffer from this problem and results in a better value of  $M$ .

### 4.3 Robustness to domain shift

Despite the natural human ability to correctly recognize an object given an image with visual perturbations, neural networks are typically very sensitive to changes in the data distribution. As for now, models suffer a significant performance loss even under a slight domain shift (Ovadia et al., 2019). To explore how different test-time augmentation strategies influence the robustness to domain shift, we use the benchmark, proposed by Hendrycks & Dietterich (2018).

We perform an evaluation of TTA methods on CIFAR-10-C, CIFAR-100-C and ImageNet-C datasets with 15 corruptions  $C$  from groups *noise*, *blur*, *weather* and *digital*. These datasets consist of the test sets of the corresponding original datasets with applied corruption transforms  $c \in C$  with five different severity levels  $s$ ,  $1 \leq s \leq 5$ . For a given corruption  $c$  at severity level  $s$  we compute the error rate  $E_{c,s}$ . On CIFAR datasets for each corruption we compute the unnormalized corruption error  $uCE_c = \frac{1}{5} \sum_{s=1}^5 E_{c,s}$ , as proposed by Hendrycks et al. (2020), whereas for ImageNet-C we normalize the corruption error by the central crop performance of AlexNet:  $CE_c = \sum_{s=1}^5 E_{c,s} / \sum_{s=1}^5 E_{c,s}^{AlexNet}$ . We obtain the final metric  $\mu CE$  or  $uCE$  by averaging the corruption errors ( $uCE_c$  or  $CE_c$ ) over different corruptions  $c \in C$ . We report these metrics for the policies found using the clean validation data (the same policies as in other experiments), and compare our method with several baselines. The results are presented in Figures 5 and 6 and in Tables 4 and 5.

We use the same stratified validation-test split as the one used for policy search. It should be noted that ImageNet-C has a different data format compared with ImageNet: it

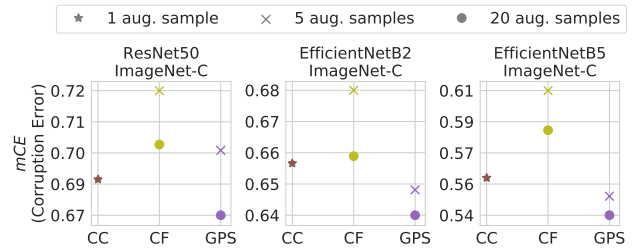


Figure 6: Mean corruption error ( $mCE$ ) on ImageNet-C for various test-time augmentation strategies: central crop (CC), random scale-crop-flip transformation (CF), GPS policy trained on the clean data (GPS). GPS policy outperforms non-learnable test-time augmentation strategies under domain shift.

consists of images with pre-applied central cropping which shrinks the resolution down to  $224 \times 224$ . For this experiment, we use the same scale magnitudes as before for all the considered policies even though the magnitude for cropping was set on full-resolution images. Although such choice may not be optimal, it is consistent, and still provides a substantial improvement over the central crop baseline. Ideally, the ImageNet-C dataset should be modified to contain corrupted full-resolution images to establish a unified benchmark for models, designed for different resolutions and for non-standard inference techniques such as test-time data augmentation.

Even though the corruptions of ImageNet-C do slightly intersect with the augmentation transformations used during training, this does not favor GPS over other methods. All the TTA policies have been applied to exactly the same snapshot of any given architecture, so the train-time augmentation is kept consistent.

Surprisingly, policies trained on clean validation data work decently for corrupted data. In most cases, GPS outperforms both the conventional baselines and RandAugment with the optimal (for the clean validation set) magnitude  $M^*$ . Somewhat counter-intuitively, although they seem to

		Search policy on						
		CIFAR10			CIFAR100			Crop/flip policy
		VGG	ResNet	WRN	VGG	ResNet	WRN	
Evaluate policy on CIFAR10	VGG	0.000	-0.002	-0.002	-0.004	-0.003	-0.006	-0.080
	ResNet	0.000	0.000	-0.000	-0.002	-0.001	-0.004	-0.052
	WRN	-0.001	-0.000	0.000	-0.001	-0.000	-0.002	-0.058
Evaluate policy on CIFAR100	VGG	-0.015	-0.020	-0.008	0.000	-0.010	-0.003	-0.276
	ResNet	-0.001	-0.004	-0.001	-0.001	0.000	-0.003	-0.219
	WRN	-0.018	-0.015	-0.009	0.001	-0.006	0.000	-0.266

Figure 7: The change in cLL when switching from a GPS policy learned natively for a dataset-architecture pair to a GPS policy learned for a different dataset-architecture pair. Policy transfer outperforms random crops and flips in all considered cases. Negative numbers mean that TTA works best when the policy is selected on the same architecture and dataset. The results have been averaged over five runs of TTA.

corrupt the data even further, we find that extreme augmentations (see Figure 14) of data that is already corrupted provides us with a significant performance boost compared to conservative crops and flips. Not only does this demonstrate the efficiency of learnable TTA, it also shows that the policy does not overfit to clean data and consists of augmentations that are useful in other settings.

Although ensembling is a popular way to mitigate dataset shift (Ovadia et al., 2019), we do not consider model ensembles as a baseline for TTA in this setting. As shown by Ashukha et al. (2020) and as we show in Section 4.5, ensembling and test-time augmentation are orthogonal techniques and can be combined to boost the performance even further. We expect these results to transfer to the setting of domain shift as well.

#### 4.4 Policy transfer

We evaluate the policies found by GPS on other architectures and datasets in order to test their generality. The change in calibrated log-likelihood when transferring the policies across CIFAR datasets and architectures is reported in Figure 7. The decrease in calibrated log-likelihood is not dramatic, and the transferred policies still outperform standard random crop and flip augmentations. We observe that keeping the same dataset during transfer is more important than keeping the same architecture.

We also transfer the GPS policies found on ImageNet for ResNet50, EfficientNet-B2 and EfficientNet-B5 to an even larger architecture, EfficientNet-L2, and show the results in Figure 8. We observe that all of these policies transfer to

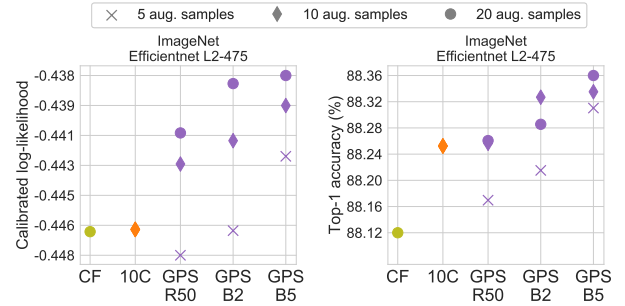


Figure 8: Policies learned with GPS on ResNet-50 (GPS R50), EfficientNet B2 (GPS B2), and EfficientNet B5 (GPS B5) models transfer well to the larger EfficientNet L2 architecture and outperform conventional baselines for multi-crop evaluation: random scale-crop-flip transformation (CF) and multi-crop evaluation with 5 crops and 2 horizontal flips for each crop (10C).

a larger architecture well, and outperform the vanilla test-time augmentation policy and multi-crop evaluation significantly.

We do not transfer policies from CIFAR to ImageNet and vice versa since the image preprocessing for these datasets is different.

#### 4.5 Greedy policy search for ensembles

Deep ensembles (Lakshminarayanan et al., 2017) are a simple yet powerful technique that achieves state of the art results in in-domain and out-of-domain uncertainty estimation (Ovadia et al., 2019; Ashukha et al., 2020). Ashukha et al. (2020) have shown that deep ensembles can be improved for free using test-time augmentation. We show that deep ensembles can be improved even further by using a learnable test-time augmentation policy.

We use an ensemble of five WideResNet28x10 models, trained independently using the same training procedure as we used for training individual models (the same modification of RandAugment training with  $N = 3$  and  $M = 45$ ).

There are several ways to apply GPS to an ensemble. The simplest way is to perform GPS for a single model, and then evaluate the whole ensemble using that policy. Another way is to perform GPS for the ensemble directly, using the same sub-policy for every member of the ensemble. Other modifications can include searching for a separate policy for each member of the ensemble. We test the first two options (denoted “GPS single” and “GPS ensemble” respectively), and leave other possible directions for future research.

The results are presented in Figure 9. They are consistent with the findings in previous sections. Even a grid search for the optimal magnitude in test-time RandAugment is

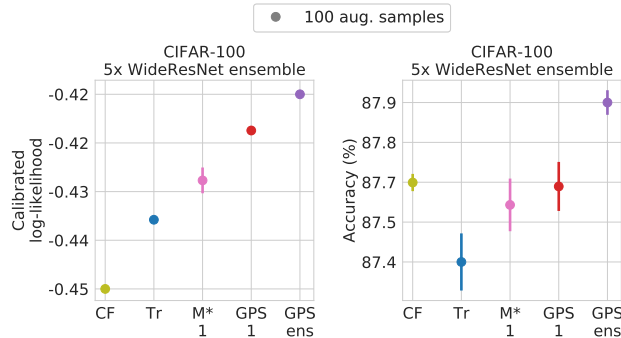


Figure 9: Greedy policy search improves the predictive performance of ensembles. CC: central crop. CF: random crops and horizontal flips. Tr: augmentation used for training (modified RandAugment with  $M = 45$ ).  $M^* 1$ : modified RandAugment with  $M$  found by grid search for a single model ( $M^* = 35$  for WideResNet28x10 on CIFAR-100). “GPS 1”: GPS is applied to a single model, and the ensemble is evaluated using the resulting policy. “GPS ens”: GPS is applied to the whole ensemble directly. The results have been averaged over five runs of TTA.

enough to significantly outperform random crops and flips. GPS improves the performance even further. Transferring the policy from a single model to an ensemble (“GPS single”) performs worse than applying GPS to the whole ensemble directly, however, both variants of GPS outperform other baselines.

Since ensembling and test-time data augmentation are orthogonal techniques that can be easily combined, these results should also hold for other ensembling techniques that are more efficient in terms of training time.

#### 4.6 Models trained with vanilla data augmentation

While we apply GPS to models trained with advanced data augmentation like RandAugment, it can be applied to any image classification model. To study the applicability of GPS, we perform a policy search for models trained with standard data augmentation. While the learned augmentation policy is less diverse than the policy learned for models trained with RandAugment (see Figure 14), GPS still manages to find a policy that significantly outperforms standard crops and flips on CIFAR-100 (see Figures 10 and 17 for the comparison). Even though the models learned with standard data augmentation are less robust to RandAugment perturbations (see Figure 12), they can benefit from some of the transformations. The magnitude of the transformations is almost twice as low as compared to the policies for RandAugment models, and the identity transform is chosen much more often (see Figure 16).

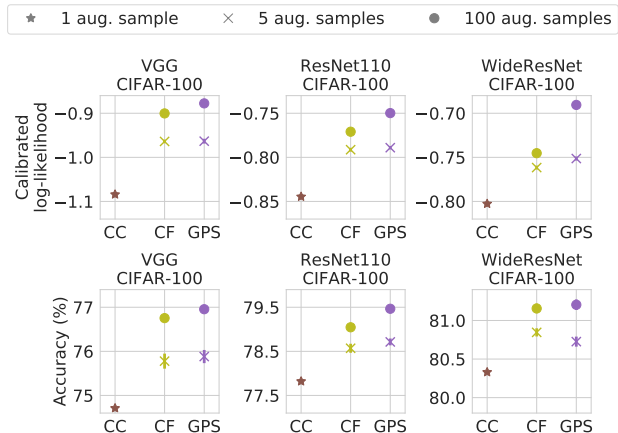


Figure 10: Greedy policy search (GPS) for models trained with vanilla augmentation (random crops and flips) still outperforms vanilla test-time augmentation. CC: central crop. CF: random crops and horizontal flips. GPS: greedy policy search. The results for CIFAR-100 have been averaged over five runs of TTA.

## 5 CONCLUSION

We have designed a simple yet powerful greedy policy search method for test-time augmentation and tested it in a broad empirical evaluation. To highlight the general idea that switching to learnable test-time augmentation strategy is beneficial, we aimed to keep the policy search simple rather than to tweak it for maximum performance. Our findings can be summarized as follows:

- We show that the learned test-time augmentation policies consistently provide superior predictive performance and uncertainty estimates compared to existing approaches to test-time augmentation. We report a significant improvement for both clean (in-domain) data and corrupted data (under domain shift).
- We find that the calibrated log-likelihood is a superior objective for learning test-time augmentation strategies as compared to LL or accuracy. This finding may have important implications in adjacent fields such as meta-learning and neural architecture search, where the target (meta-)objective is often chosen to be either accuracy or plain validation log-likelihood with no calibration.
- We show the policies obtained with our method to be transferable between different architectures. This means that transferring policies found for small architectures to large architectures is a viable strategy if computational resources are limited.

There are many promising directions for future research on trainable test-time data augmentation. One potential area of



improvement is in the design of dynamic object-dependent TTA policies as opposed to static object-independent policies, used in this paper. Intuitively, this might be especially helpful under domain shift, as an object-dependent policy has a potential to alleviate it.

## References

- Ashukha, Arsenii, Lyzhov, Alexander, Molchanov, Dmitry, and Vetrov, Dmitry. Pitfalls of in-domain uncertainty estimation and ensembling in deep learning. In *International Conference on Learning Representations*, 2020. URL <https://openreview.net/forum?id=BJxI5gHKDr>.
- Blundell, Charles, Cornebise, Julien, Kavukcuoglu, Koray, and Wierstra, Daan. Weight uncertainty in neural networks. *arXiv preprint arXiv:1505.05424*, 2015.
- Caruana, Rich, Niculescu-Mizil, Alexandru, Crew, Geoff, and Ksikes, Alex. Ensemble selection from libraries of models. In *Proceedings of the twenty-first international conference on Machine learning*, pp. 18, 2004.
- Cubuk, Ekin D, Zoph, Barret, Mane, Dandelion, Vasudevan, Vijay, and Le, Quoc V. Autoaugment: Learning augmentation strategies from data. In *Proceedings of the IEEE conference on computer vision and pattern recognition*, pp. 113–123, 2019a.
- Cubuk, Ekin D, Zoph, Barret, Shlens, Jonathon, and Le, Quoc V. Randaugment: Practical data augmentation with no separate search. *arXiv preprint arXiv:1909.13719*, 2019b.
- Fan, Wei, Chu, Fang, Wang, Haixun, and Yu, Philip S. Pruning and dynamic scheduling of cost-sensitive ensembles. In *AAAI/IAAI*, pp. 146–151, 2002.
- Guo, Chuan, Pleiss, Geoff, Sun, Yu, and Weinberger, Kilian Q. On calibration of modern neural networks. In *Proceedings of the 34th International Conference on Machine Learning-Volume 70*, pp. 1321–1330. JMLR. org, 2017.
- He, Kaiming, Zhang, Xiangyu, Ren, Shaoqing, and Sun, Jian. Deep residual learning for image recognition. In *Proceedings of the IEEE conference on computer vision and pattern recognition*, pp. 770–778, 2016.
- Hendrycks, Dan and Dietterich, Thomas G. Benchmarking neural network robustness to common corruptions and surface variations. *arXiv preprint arXiv:1807.01697*, 2018.
- Hendrycks, Dan, Mu, Norman, Cubuk, Ekin D, Zoph, Barret, Gilmer, Justin, and Lakshminarayanan, Balaji. Augmix: A simple data processing method to improve robustness and uncertainty. *arXiv preprint arXiv:1912.02781*, 2019.
- Hendrycks, Dan, Mu, Norman, Cubuk, Ekin Dogus, Zoph, Barret, Gilmer, Justin, and Lakshminarayanan, Balaji. Augmix: A simple method to improve robustness and uncertainty under data shift. In *International Conference on Learning Representations*, 2020. URL <https://openreview.net/forum?id=SlgmrxFvB>.
- Ho, Daniel, Liang, Eric, Stoica, Ion, Abbeel, Pieter, and Chen, Xi. Population based augmentation: Efficient learning of augmentation policy schedules. *arXiv preprint arXiv:1905.05393*, 2019.
- Krizhevsky, Alex, Hinton, Geoffrey, et al. Learning multiple layers of features from tiny images. 2009.
- Krizhevsky, Alex, Sutskever, Ilya, and Hinton, Geoffrey E. Imagenet classification with deep convolutional neural networks. In *Advances in neural information processing systems*, pp. 1097–1105, 2012.
- Lakshminarayanan, Balaji, Pritzel, Alexander, and Blundell, Charles. Simple and scalable predictive uncertainty estimation using deep ensembles. In *Advances in Neural Information Processing Systems*, pp. 6402–6413, 2017.
- Lim, Sungbin, Kim, Ildoo, Kim, Taesup, Kim, Chiheon, and Kim, Sungwoong. Fast autoaugment. In *Advances in Neural Information Processing Systems*, pp. 6662–6672, 2019.
- Ovadia, Yaniv, Fertig, Emily, Ren, Jie, Nado, Zachary, Sculley, D, Nowozin, Sebastian, Dillon, Joshua V, Lakshminarayanan, Balaji, and Snoek, Jasper. Can you trust your model’s uncertainty? evaluating predictive uncertainty under dataset shift. *arXiv preprint arXiv:1906.02530*, 2019.
- Partridge, Derek and Yates, William B. Engineering multiversion neural-net systems. *Neural computation*, 8(4): 869–893, 1996.
- Russakovsky, Olga, Deng, Jia, Su, Hao, Krause, Jonathan, Satheesh, Sanjeev, Ma, Sean, Huang, Zhiheng, Karpathy, Andrej, Khosla, Aditya, Bernstein, Michael, et al. Imagenet large scale visual recognition challenge. *International journal of computer vision*, 115(3):211–252, 2015.
- Shorten, Connor and Khoshgoftaar, Taghi M. A survey on image data augmentation for deep learning. *Journal of Big Data*, 6(1):60, 2019.
- Simard, Patrice Y, Steinkraus, David, Platt, John C, et al. Best practices for convolutional neural networks applied to visual document analysis. In *Icdar*, volume 3, 2003.
- Simonyan, Karen and Zisserman, Andrew. Very deep convolutional networks for large-scale image recognition. *arXiv preprint arXiv:1409.1556*, 2014.
- Srivastava, Nitish, Hinton, Geoffrey, Krizhevsky, Alex, Sutskever, Ilya, and Salakhutdinov, Ruslan. Dropout: a simple way to prevent neural networks from overfitting. *The journal of machine learning research*, 15(1):1929–1958, 2014.

- Tan, Mingxing and Le, Quoc V. Efficientnet: Rethinking model scaling for convolutional neural networks. *arXiv preprint arXiv:1905.11946*, 2019.
- Wang, Guotai, Li, Wenqi, Aertsen, Michael, Deprent, Jan, Ourselin, Sébastien, and Vercauteren, Tom. Aleatoric uncertainty estimation with test-time augmentation for medical image segmentation with convolutional neural networks. *Neurocomputing*, 338:34–45, 2019.
- Xie, Cihang, Tan, Mingxing, Gong, Boqing, Wang, Jiang, Yuille, Alan, and Le, Quoc V. Adversarial examples improve image recognition. *arXiv preprint arXiv:1911.09665*, 2019a.
- Xie, Qizhe, Hovy, Eduard, Luong, Minh-Thang, and Le, Quoc V. Self-training with noisy student improves imagenet classification. *arXiv preprint arXiv:1911.04252*, 2019b.
- Yaeger, Larry S, Lyon, Richard F, and Webb, Brandyn J. Effective training of a neural network character classifier for word recognition. In *Advances in neural information processing systems*, pp. 807–816, 1997.
- Zagoruyko, Sergey and Komodakis, Nikos. Wide residual networks. *arXiv preprint arXiv:1605.07146*, 2016.
- Zhang, Xinyu, Wang, Qiang, Zhang, Jian, and Zhong, Zhao. Adversarial autoaugment. *arXiv preprint arXiv:1912.11188*, 2019.

## A Experimental details

We train all our CIFAR models using a modified version of RandAugment. The original implementation of RandAugment<sup>3</sup> mismatches the procedure described in the original paper. The parameters of some transformations are ill-defined in the range of magnitudes used by RandAugment. Some transformations also seem to become less severe as the magnitude parameter increases. The full list of transformations with their parameters, along with the exact parameters used during training (corresponding to  $M = 45$ ) are presented below:

Transformation	Parameters	Range for $M = 45$
Identity	w/o parameters	
ShearX	$v = M/60$	0..75%
ShearY	$v = M/60$	0..75%
TranslateX	$v = 0.015 \cdot M$	0..67.5%
TranslateY	$v = 0.015 \cdot M$	0..67.5%
Rotate	$v = \frac{4}{3}M$	0..60°
Autocontrast	$v = \frac{1}{3}M$	0..15
Solarize	$v = 256 - \frac{64}{15} \cdot M$	256..64
SolarizeAdd	$v = 256 - \frac{64}{15} \cdot M$	256..64
Posterize	$v = \max(0, 8 - 0.2 \cdot M)$	8..0
Contrast	$v = \frac{2}{75} \cdot M$	0..1.2
Brightness	$v = \frac{2}{75} \cdot M$	0..1.2
Color	$v = 0.03 \cdot M$	0..1.35
Sharpness	$v = 0.03 \cdot M$	0..1.35
Cutout	$v = M/60$	0..75%

We apply the contrast, brightness, color and sharpness transforms in the following way: `PIL.ImageEnhance.OP.enhance(1+s*v)`, where `OP` stands for the name of the transformation, and  $s$  as a random sign ( $s \sim \mathcal{U}\{-1, +1\}$ ).

We also use mirrored background instead of the black background used by RandAugment to preserve the statistics of the augmented images and mitigate the potential problems caused by applying batch normalization to varying data. Another, alternative way to mitigate the stated problems is to use different batch normalization statistics for different kinds of transformations, as proposed by Xie et al. (2019a).

The samples of different transformations for different magnitudes are presented in Figure 13. The magnitude of each transformation during training is resampled from the uniform distribution  $\mathcal{U}[0, M]$ . Each application of RandAugment has been followed by a random crop and flip.

By a crude grid search over the magnitudes  $M$ , we find that the optimal magnitude for training is  $M = 45$  for all the considered models on CIFAR-10 and CIFAR-100. How-

ever, we find that when learning with such severe data augmentation, longer training is essential. We train all models for 2000 epochs of SGD with momentum with a step decay schedule, dividing the learning rate in half 12 times during training. All models used the initial learning rate of 0.1 and the momentum of 0.9. VGG and PreResNet110 used the weight decay of 0.0003, and WideResNet28x10 used the weight decay of 0.0005.

**Generation of a pool of sub-policies** The policy pool for CIFAR models was created with the same version of RandAugment as we used for training. We sample 500 sub-policies from RandAugment with  $N = 3$  and  $M = 45$ , 500 sub-policies with  $N = 3$  and  $M = 20$ , 100 sub-policies with  $N = 3$  and  $M = 0$ <sup>4</sup>, and use the identity transformation as the final sub-policy, resulting in a pool of 1101 sub-policies. The magnitude of each transformation in each sub-policy is sampled from the uniform distribution  $\mathcal{U}[0, M]$  and fixed. Each application of a GPS subpolicy to a CIFAR image is followed with a random crop and flip.

The first transformation in each ImageNet sub-policy was fixed to the standard scale-crop-flip transformation with a learnable magnitude of scaling. We did not count the scale-crop-flip transformation in a length of sub-policies  $N$ . In addition to the transformation, used for CIFAR datasets, the ImageNet list of transformations also contains `Invert` and `Equalize` transformations. For ImageNet models we sample 300 sub-policies with  $N = 2$  and  $M = 45$ , 300 sub-policies with  $N = 2$  and  $M = 20$ , 100 sub-policies with  $N = 3$  and  $M = 10$ , 100 sub-policies with  $N = 1$  and  $M = 45$ , and 100 sub-policies consisting only of scale-crop-flip transformations.

<sup>3</sup><https://github.com/tensorflow/tpu/blob/master/models/official/efficientnet/autoaugment.py>

<sup>4</sup>Subpolicies with zero magnitude mostly consist of identity transformations, with an occasional autocontrast being present in some subpolicies.

## B Additional experimental results

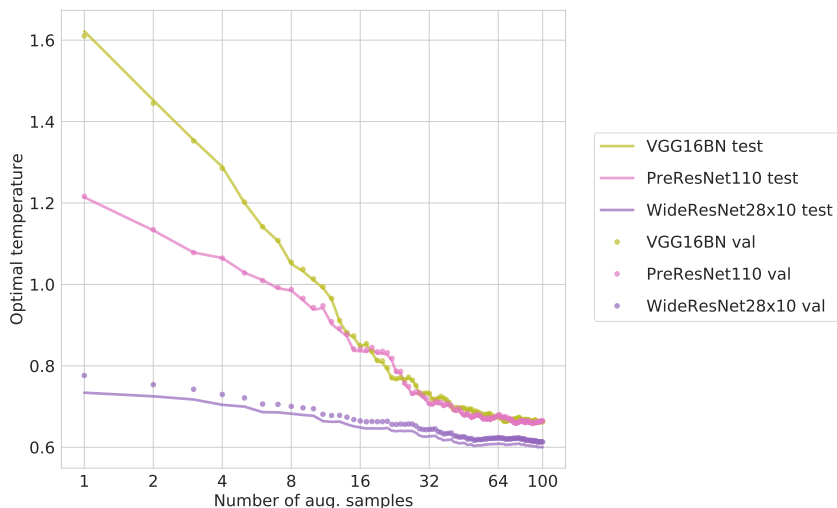


Figure 11: Optimal temperature for different numbers of samples drawn from the GPS policy. The optimal temperature decreases with the number of samples for all models. The optimal temperature found on the validation set matches the temperature found by test-time cross-validation.

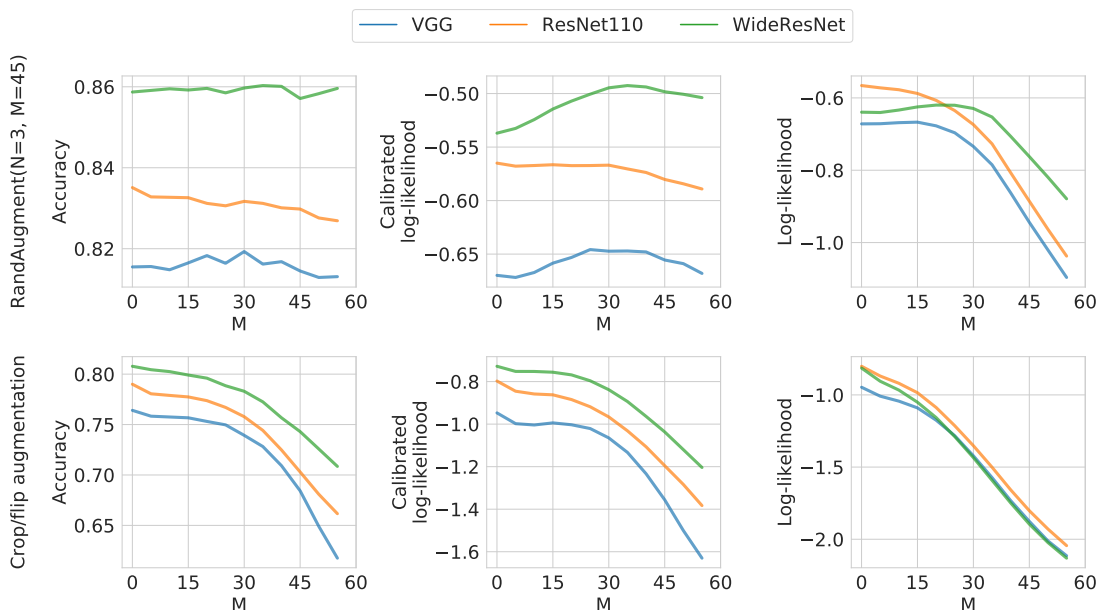


Figure 12: The predictive performance of a 100-sample test-time augmentation with a RandAugment policy with  $N = 3$  and with different magnitudes  $M$  from 0 to 55. The results are presented for different models, trained on CIFAR-100 with RandAugment (top) and standard data augmentation (bottom). This plot highlights several properties of test-time augmentation. First, we see that the optimal magnitude  $M$  for test-time augmentation is different for different models and is not necessarily equal to the magnitude used during training. Second, we see that the larger the magnitude, the more decalibrated the models become (the gap between the log-likelihood and the calibrated log-likelihood increases with  $M$ ). This means that the log-likelihood is failing to evaluate the performance of TTA fairly. Third, the models trained with standard crops and flips have a much lower base performance (at  $M = 0$ ) and quickly degrade as the magnitude increases. It means that plain magnitude grid search is not enough to obtain a TTA policy that would outperform random crops and flips. Interestingly, greedy policy search still manages to find a policy that outperforms this baseline (see Section 4.6 for details).



Figure 13: Samples from the transforms used by our modification of RandAugment.




Figure 14: Policies learned by GPS for different models on CIFAR-100, models in the left column were trained with RandAugment, and models on the right were trained with vanilla crop-flip augmentation. Policies consist of 100 sub-policies, 1 sample from each is shown. Training initial model with RandAugment allows GPS to choose more diverse sub-policies.




Figure 15: Policies learned by GPS for different models on ImageNet. Each policy consists of 20 sub-policies, 1 sample from each sub-policy is shown.

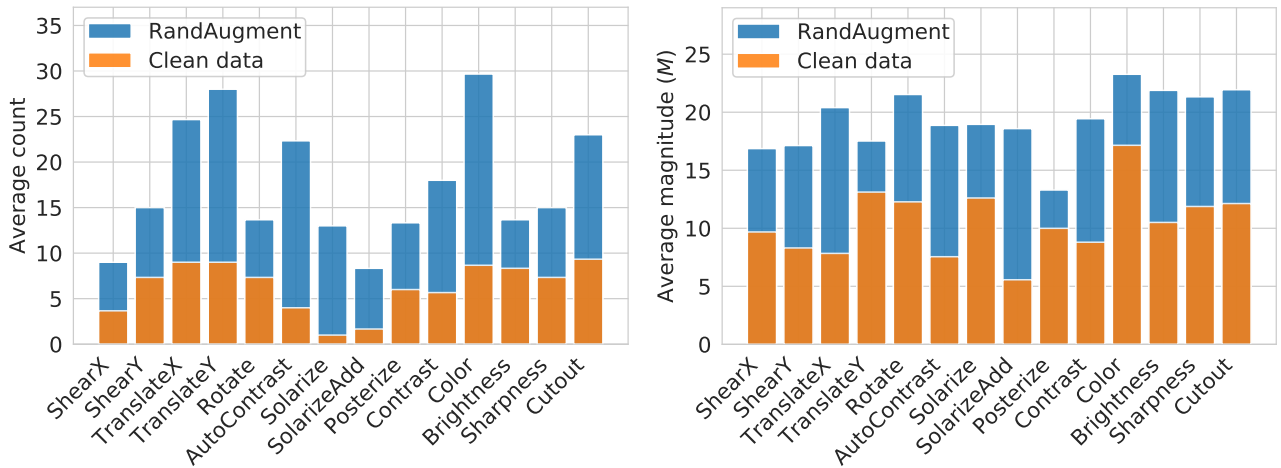


Figure 16: Counts and average magnitudes for each non-trivial transform from policies learned for the models trained with clean data and with RandAugment. Values are additionally averaged over VGG, ResNet110 and WideResNet architectures for CIFAR-100 dataset. Since the policy length is fixed, policies for models trained on the clean data contain much more identity transforms (the overall count of non-identity transformations is lower).

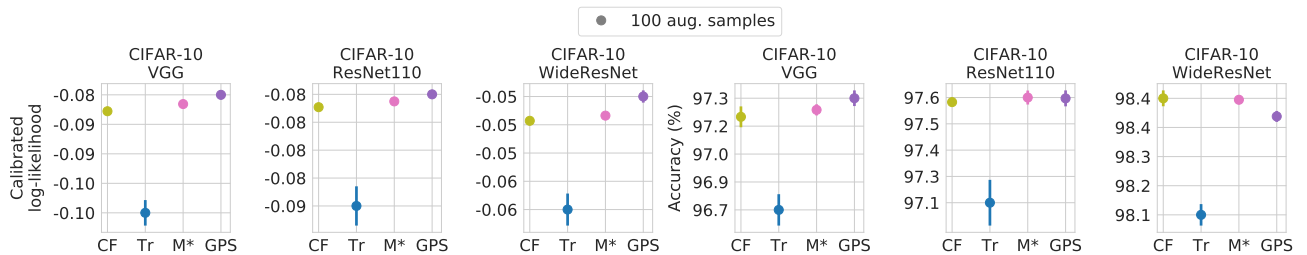


Figure 17: Performance of various test-time augmentation strategies on the clean test set of CIFAR-10 dataset. Greedy policy search (GPS) outperforms all other methods in terms of calibrated log-likelihood and achieves a comparable accuracy.

