
A Unified Framework for Gaussian Mixture Reduction with Composite Transportation Distance

Qiong Zhang¹ Jiahua Chen¹

Abstract

Gaussian mixture reduction (GMR) is the problem of approximating a finite Gaussian mixture by one with fewer components. It is widely used in density estimation, nonparametric belief propagation, and Bayesian recursive filtering. Although optimization and clustering-based algorithms have been proposed for GMR, they are either computationally expensive or lacking in theoretical supports. In this work, we propose to perform GMR by minimizing the entropic regularized composite transportation distance between two mixtures. We show our approach provides a unified framework for GMR that is both interpretable and computationally efficient. Our work also bridges the gap between optimization and clustering-based approaches for GMR. A Majorization-Minimization algorithm is developed for our optimization problem and its theoretical convergence is also established in this paper. Empirical experiments are also conducted to show the effectiveness of GMR. The effect of the choice of transportation cost on the performance of GMR is also investigated.

1. Introduction

Finite mixture models provide a convenient parametric framework to approximate distributions with unknown shapes. It is well known that finite mixture models can approximate any continuous distribution with arbitrary precision (McLachlan & Peel, 2004). They are therefore widely used in applications such as image generation (Kolouri et al., 2017), image segmentation (Farnoosh & Zarpak, 2008), object tracking (Santosh et al., 2013), and signal processing (Kostantinos, 2000). Among many choices, the Gaussian mixture model is the most commonly used due to its mathematical simplicity. A finite Gaussian mixture model is defined as follows.

Definition 1 (Finite Gaussian Mixture). *Let $\phi(\mathbf{x}; \boldsymbol{\mu}, \boldsymbol{\Sigma})$ be the density function of a d -dimensional Gaussian random vector with mean $\boldsymbol{\mu}$ and covariance matrix $\boldsymbol{\Sigma}$. The following convex combination of K Gaussian density functions*

$$\phi(\mathbf{x}; G) = \sum_{k=1}^K w_G^k \phi(\mathbf{x}; \boldsymbol{\mu}_G^k, \boldsymbol{\Sigma}_G^k)$$

is the density function of a Gaussian mixture of order K .

Notation G in the definition is for the mixing distribution whose measure is given by $\sum_{k=1}^K w_G^k \delta_{(\boldsymbol{\mu}_G^k, \boldsymbol{\Sigma}_G^k)}$. The cumulative distribution function (CDF) of the Gaussian mixture is given by $\Phi(\mathbf{x}; G) = \sum_{k=1}^K w_G^k \Phi(\mathbf{x}; \boldsymbol{\mu}_G^k, \boldsymbol{\Sigma}_G^k)$ where $\Phi(\mathbf{x}; \boldsymbol{\mu}, \boldsymbol{\Sigma})$ is the CDF of $\phi(\mathbf{x}; \boldsymbol{\mu}, \boldsymbol{\Sigma})$. We also refer to K as the number of components. When $K < \infty$, it is a *finite* Gaussian mixture. We call $\mathbf{w}_G = (w_G^1, w_G^2, \dots, w_G^K) \in \Delta_K$ mixing weights, where $\Delta_K = \{(y_1, \dots, y_K) : y_k \in [0, 1], \sum_{k=1}^K y_k = 1\}$ is the K -dimensional simplex. We call $(\boldsymbol{\mu}_G^k, \boldsymbol{\Sigma}_G^k)$ the component parameters.

When Gaussian mixtures are used for density approximation, there is always a trade-off between the accuracy of the approximation and computational efficiency. A larger order K improves the approximation precision but increases the computational cost for downstream applications. For instance, it increases the cost of evaluating the log-likelihood function. Moreover, when Gaussian mixture models are used to approximate density functions in some Bayesian inference procedures,

¹Department of Statistics, University of British Columbia, Vancouver, Canada. {qiong.zhang, jhchen}@stat.ubc.ca.

the number of components of the mixture increases exponentially (Manzar, 2017) due to some recursive operations. An example is in belief propagation for finding the marginal probabilities in graphical models, each time the belief is updated, the orders of the mixture distributions are multiplied. When the messages—the reusable partial sum for the marginalization calculations—are modeled as Gaussian mixtures (Sudderth et al., 2010), their orders increase exponentially and quickly become intractable with iterations. In recursive Bayesian filtering, when the prior and likelihood are both Gaussian mixtures, the order of the posterior mixture increases exponentially. In these cases, to make inferences within a reasonable amount of time, some intermediate approximation steps are helpful to prevent the order of the mixture from exploding. *Gaussian mixture reduction* (GMR) is a technique useful for such purposes.

The problem of GMR is to approximate a Gaussian mixture by another with fewer components. GMR can also be a tool to obtain a much simplified Gaussian mixture estimate from a kernel density estimate (Scott & Szewczyk, 2001). There has been a rich literature on GMR and most approaches belong to one of the three general types: greedy algorithm based (Salmond, 1990; Runnalls, 2007; Huber & Hanebeck, 2008), optimization based (Williams & Maybeck, 2006), and clustering based (Schieferdecker & Huber, 2009; Goldberger & Roweis, 2005; Davis & Dhillon, 2007; Assa & Plataniotis, 2018; Zhang & Kwok, 2010; Vasconcelos & Lippman, 1999; Yu et al., 2018). Each type of these approaches has its own advantages and limitations. For a greedy algorithm based approach, at each step it chooses two components from the current mixture and merges them into a single Gaussian distribution with the same first two moments. Although it eventually reduces the original mixture to a mixture of the target order, the greedy algorithm merely follows some instinct without an ultimate optimality goal. The optimization based approach addresses this issue by introducing an ultimate optimality goal. Williams & Maybeck (2006) proposes to search for a reduced mixture that minimizes the L_2 distance. Faithfully minimizing the L_2 distance is, however, computationally expensive. The third type of approaches clusters original components following the idea of the *k-means* algorithm. These clustering based approaches are fast but their theoretical support is not investigated.

Contribution In this work, we propose a principled GMR approach through the entropic regularized transportation distance between two mixtures as defined in Section 2.1. We emphasize interpretability, speed for computation, and the quality of the approximation. Moreover, our framework is applicable to any finite mixture models. Our contributions are in three folds: 1) we show in Section 3 that the proposed approach provides a unified framework for clustering based algorithms for GMR; 2) we develop an iterative algorithm for minimizing the entropic regularized composite transportation distance and establish its convergence; 3) we empirically demonstrate the effect of the cost function on the GMR performance.

2. Composite Transportation Distance and GMR

In this section, we define the composite transportation distance in Section 2.1. The GMR formulation and the corresponding numerical algorithms are given in Section 2.2. The analysis of the convergence of the algorithm is given in Section 2.3.

2.1. Composite Transportation Distance

We first introduce composite distances between finite Gaussian mixtures (Chen et al., 2017; Delon & Desolneux, 2019). The distance is based on the notion that the finite Gaussian mixtures are also discrete measures on the space of Gaussian distributions.

Definition 2 (Composite Transportation Distance). *Let $\Phi(\cdot; F)$ and $\Phi(\cdot; G)$ be two finite Gaussian mixtures with mixing distributions $F = \sum_{n=1}^N w_F^n \delta_{F^n}$ and $G = \sum_{m=1}^M w_G^m \delta_{G^m}$ where F^n and G^m are the component parameters. Let $c(\cdot, \cdot)$ be a non-negative and measurable function,*

$$C_{FG} := [c(\Phi(\cdot; F^n), \Phi(\cdot; G^m))]_{nm} \in \mathbb{R}_+^{N \times M} \quad (1)$$

and

$$\Pi(\mathbf{w}_F, \mathbf{w}_G) = \{\pi \in \mathbb{R}_+^{N \times M} : \pi \mathbb{1}_M = \mathbf{w}_F, \pi^T \mathbb{1}_N = \mathbf{w}_G\}.$$

The composite transportation distance between two Gaussian mixtures is defined as

$$\mathcal{I}_c(\Phi(\cdot; F), \Phi(\cdot; G)) = \inf_{\pi \in \Pi(\mathbf{w}_F, \mathbf{w}_G)} \langle \pi, C_{FG} \rangle \quad (2)$$

where $\langle \cdot, \cdot \rangle$ is the matrix inner product.

In the above definition, π is called the transportation plan. When the transportation cost function $c(\cdot, \cdot)$ has a closed-form and the orders of the mixtures are not large, a linear programming approach can compute this distance efficiently (Peyré et al., 2017). We now give two examples of the cost function under finite Gaussian mixtures.

Example 1 (Composite Wasserstein Distance). *The squared 2-Wasserstein distance between Gaussian measures may serve as a cost function:*

$$\begin{aligned} c(\Phi(\cdot; \boldsymbol{\mu}_1, \boldsymbol{\Sigma}_1), \Phi(\cdot; \boldsymbol{\mu}_2, \boldsymbol{\Sigma}_2)) &:= W_2^2(\Phi(\cdot; \boldsymbol{\mu}_1, \boldsymbol{\Sigma}_1), \Phi(\cdot; \boldsymbol{\mu}_2, \boldsymbol{\Sigma}_2)) \\ &= \|\boldsymbol{\mu}_1 - \boldsymbol{\mu}_2\|^2 + \text{tr}(\boldsymbol{\Sigma}_1 + \boldsymbol{\Sigma}_2 - 2(\boldsymbol{\Sigma}_1^{1/2}\boldsymbol{\Sigma}_2\boldsymbol{\Sigma}_1^{1/2})^{1/2}) \end{aligned}$$

Example 2 (Composite KL Divergence). *The KL divergence between two Gaussian measures may serve as a cost function:*

$$\begin{aligned} c(\Phi(\cdot; \boldsymbol{\mu}_1, \boldsymbol{\Sigma}_1), \Phi(\cdot; \boldsymbol{\mu}_2, \boldsymbol{\Sigma}_2)) &:= D_{KL}(\Phi(\cdot; \boldsymbol{\mu}_1, \boldsymbol{\Sigma}_1) \parallel \Phi(\cdot; \boldsymbol{\mu}_2, \boldsymbol{\Sigma}_2)) \\ &= \frac{1}{2} \{ \text{tr}(\boldsymbol{\Sigma}_2^{-1}\boldsymbol{\Sigma}_1) + \log |2\pi\boldsymbol{\Sigma}_2| - d \} - \log \phi(\boldsymbol{\mu}_1; \boldsymbol{\mu}_2, \boldsymbol{\Sigma}_2). \end{aligned}$$

In both cases, given $\boldsymbol{\mu}_1$ and $\boldsymbol{\Sigma}_1$, the costs go to infinity both when $\boldsymbol{\mu}_2$ goes to infinity or when the largest eigenvalue of $\boldsymbol{\Sigma}_2$ goes to infinity. Thus, the space of $(\boldsymbol{\mu}_2, \boldsymbol{\Sigma}_2)$ satisfying $c(\Phi(\cdot; \boldsymbol{\mu}_1, \boldsymbol{\Sigma}_1), \Phi(\cdot; \boldsymbol{\mu}_2, \boldsymbol{\Sigma}_2)) \leq C < \infty$ is compact by allowing zero eigenvalues in Example 1.

As is the case with the traditional optimal transportation distance, when the orders of the mixtures get larger, the computation of the composite transportation distance becomes more and more expensive. To solve the computational issue, [Cuturi & Doucet \(2014\)](#) considers an entropic regularized version of transportation distance that gives an approximate solution to the original transportation problem but can be computed much faster. Under the Gaussian mixture, we adopt the idea in [Cuturi & Doucet \(2014\)](#) and define the entropic regularized distance as follows.

Definition 3 (Entropic Regularized Composite Transportation Distance). *Let $\Phi(\cdot; F)$, $\Phi(\cdot; G)$, and $c(\cdot, \cdot)$ be the same as before. Let $\mathcal{H}(\pi) = -\sum_{i,j} \pi_{ij} (\log \pi_{ij} - 1)$. The entropic regularized composite transportation distance between two Gaussian mixtures is defined to be*

$$\mathcal{I}_c^\lambda(\Phi(\cdot; F), \Phi(\cdot; G)) = \inf_{\pi \in \Pi(\mathbf{w}_F, \mathbf{w}_G)} \{ \langle \pi, C_{FG} \rangle - \lambda \mathcal{H}(\pi) \}$$

for some regularization strength parameter $\lambda \geq 0$ and with C_{FG} given by (1).

When $\lambda = 0$, it reduces to the composite transportation distance. We will highlight their difference when necessary.

2.2. GMR Formulation and Algorithm

Given a N -component Gaussian mixture $\Phi(\boldsymbol{x}; F)$, GMR aims at reducing it to a M -component mixture with $M \leq N$. After specifying the cost function $c(\cdot, \cdot)$, we propose a GMR solution to be

$$G := \arg \inf_{G \in \mathbb{G}_M} \mathcal{I}_c^\lambda(\Phi(\cdot; F), \Phi(\cdot; G)) \quad (3)$$

where \mathbb{G}_M is the space of all mixing distributions with at most M distinct support points. Since F is given and fixed, for simplicity of notation, we drop F in our notation and denote $\mathcal{I}_c^\lambda(\Phi(\cdot; F), \Phi(\cdot; G))$ as $\mathcal{I}_c^\lambda(G)$.

We now prescribe a generic numerical algorithm for (3). By removing a redundant constraint on the transportation plan π , we find a simpler numerical approach. The following theorem gives an equivalence result on the optimization problems, which leads to an efficient algorithm.

Theorem 1. *Let F and G be two mixing distributions,*

$$\begin{aligned} \Pi_1(\mathbf{w}_F) &= \{ \pi \in \mathbb{R}_+^{N \times M} : \pi \mathbf{1}_M = \mathbf{w}_F \}, \\ \pi_G &= \arg \inf_{\pi \in \Pi_1(\mathbf{w}_F)} \{ \langle \pi, C_{FG} \rangle - \lambda \mathcal{H}(\pi) \}, \end{aligned}$$

and

$$\mathcal{J}_c^\lambda(G) := \inf_{\pi \in \Pi_1(\mathbf{w}_F)} \{ \langle \pi, C_{FG} \rangle - \lambda \mathcal{H}(\pi) \}.$$

Then

$$\inf_{G \in \mathbb{G}_M} \mathcal{I}_c^\lambda(G) = \inf_{G \in \mathbb{G}_M, \mathbf{w}_G = \pi_G^T \mathbf{1}_N} \mathcal{J}_c^\lambda(G).$$

Algorithm 1 MM algorithm for entropic regularized composite transportation distance based GMR.

Input: Original mixture $\Phi(\cdot; F)$.

Initialize: G^1, G^2, \dots, G^M .

repeat

▷ *measure component similarity*

for $n = 1, 2, \dots, N$ **do**

for $m = 1, 2, \dots, M$ **do**

$C_{nm} = c(\Phi(\cdot; F^n), \Phi(\cdot; G^m))$

end for

 ▷ *Compute optimal transportation plan according to (6).*

if $\lambda = 0$ **then**

 Let $C(n) = \arg \min_j C_{nj}$

 Let

$$\pi_{nj} = \begin{cases} w_F^n & \text{if } j = C(n) \\ 0 & \text{o.w.} \end{cases}$$

else

$$\pi_{nm} = w_F^n \frac{\exp(-C_{nm}/\lambda)}{\sum_k \exp(-C_{nk}/\lambda)} \quad (5)$$

end if

end for

 ▷ *Mixing weight update according to (7).*

for $m = 1, \dots, M$ **do**

$w_G^m = \sum_n \pi_{nm}$

if $w_G^m \neq 0$ **then**

 ▷ *Mixing support update according to (8).*

 Let $G^m = \arg \inf_{\theta} \sum_i \pi_{im} c(\Phi(\cdot; F^i), \Phi(\cdot; \theta))$

else

$M = M - 1$

end if

end for

until the value of the objective function $\sum_{i,j} \pi_{ij} C_{ij} - \lambda \mathcal{H}(\pi)$ converges.

The proof of the theorem is given in Section A.2 of the appendix. Based on this theorem, we now focus on the optimization problem

$$G = \arg \inf_{G \in \mathbb{G}_M, \mathbf{w}_G = \pi_G^T \mathbf{1}_N} \mathcal{J}_c^\lambda(G). \quad (4)$$

Compared with the original objective function, the transportation plan π in the new objective function $\mathcal{J}_c^\lambda(G)$ is required to satisfy only one marginal constraint. The optimal transportation plan π is unique and has an analytical form. This result enables us to develop a computationally efficient Majorization-Minimization (MM) algorithm (Hunter & Lange, 2004) as described in Algorithm 1. For the ease of understanding, we give a brief overview of MM here.

Definition 4 (Majorization function). *The function $g(x|x_t)$ is said to majorize a real-valued function $f(x)$ at the point x_t provided*

$$\begin{aligned} g(x|x_t) &\geq f(x) \text{ for all } x, \\ g(x_t|x_t) &= f(x_t). \end{aligned}$$

Starting at an initial value x_0 , the MM algorithm minimizes the majorization function as a surrogate for the true objective function, and iteratively updates the solution by

$$x_{t+1} = \arg \min_x g(x|x_t)$$

until the surrogate converges. This iterative procedure guarantees $f(x_{t+1}) \leq f(x_t)$ (Hunter & Lange, 2004). The key to the success of the MM algorithm is to find a majorization function that is much easier to minimize than the original objective function.

We now design a MM algorithm for $\mathcal{J}_c^\lambda(G)$ in (4). Let G_t be the mixing distribution obtained at the t th MM iteration. Our MM algorithm is an iterative scheme $\mathcal{A} : G_t \rightarrow G_{t+1}$ given in the following majorization and minimization steps:

Majorization step Let

$$\pi(t) = \arg \inf_{\pi \in \Pi_1(\mathbf{w}_F)} \{ \langle \pi, C_{FG_t} \rangle - \lambda \mathcal{H}(\pi) \}. \quad (6)$$

Define a majorization function of \mathcal{J}_c^λ at G_t to be

$$\mathcal{L}(G|G_t) = \langle \pi(t), C_{FG} \rangle - \lambda \mathcal{H}(\pi(t)).$$

Minimization step Solve for $G_{t+1} = \arg \min_G \mathcal{L}(G|G_t)$.

It is obvious that $\mathcal{L}(G|G_t)$ majorizes $\mathcal{J}_c^\lambda(G)$ at G_t . The $\pi(t)$ in (6) has an analytical solution via the method of Lagrange multipliers (see Section A.2 in the appendix). The surrogate function has the nice property of allowing us to update component parameters and mixing weights in G_t separately. More specifically, given $\pi(t)$, the weight parameters are updated by

$$w_{G_{t+1}}^m = \sum_n \pi_{nm}(t). \quad (7)$$

The component parameters $\{G^m, m = 1, 2, \dots, M\}$ are updated as solutions to the following optimization problem, one component at a time and possibly in parallel:

$$G_{t+1}^m = \arg \inf_{\theta} \sum_n \pi_{nm}(t) c(\Phi(\cdot; F^n), \Phi(\cdot; \theta)). \quad (8)$$

Solving (8) is also called barycenter problem (Cuturi & Doucet, 2014). For some specific $c(\cdot, \cdot)$, the barycenter has a closed-form solution. Let $\nu_m = \Phi(\cdot; \boldsymbol{\mu}_m, \boldsymbol{\Sigma}_m)$ and $\boldsymbol{\lambda} = (\lambda_1, \dots, \lambda_M) \in \Delta_M$, their Wasserstein barycenter and KL barycenter are given as follows.

Example 3 (Wasserstein Barycenter of Gaussian Measures). *The minimizer of $f(\eta) = \sum_{m=1}^M \lambda_m W_2^2(\eta, \nu_m)$ is unique and a Gaussian measure with mean $\bar{\boldsymbol{\mu}} = \sum_{m=1}^M \lambda_m \boldsymbol{\mu}_m$ and the covariance is the unique positive definite root of the matrix equation*

$$\sum_{m=1}^M \lambda_m \left(\boldsymbol{\Sigma}^{1/2} \boldsymbol{\Sigma}_m \boldsymbol{\Sigma}^{1/2} \right)^{1/2} = \boldsymbol{\Sigma}. \quad (9)$$

See Agueh & Carlier (2011).

Example 4 (KL Barycenter of Gaussian Measures). *The minimizer of $f(\eta) = \sum_{m=1}^M \lambda_m D_{KL}(\nu_m \parallel \eta)$ when η is constrained to be a Gaussian measure is a Gaussian distribution with mean $\bar{\boldsymbol{\mu}} = \sum_{m=1}^M \lambda_m \boldsymbol{\mu}_m$ and the covariance*

$$\bar{\boldsymbol{\Sigma}} = \sum_{m=1}^M \lambda_m \left(\boldsymbol{\Sigma}_m + (\boldsymbol{\mu}_m - \bar{\boldsymbol{\mu}})(\boldsymbol{\mu}_m - \bar{\boldsymbol{\mu}})^T \right). \quad (10)$$

See Section A.1 in the appendix for a proof.

Different cost functions lead to different Gaussian barycenters. Hence, the Wasserstein and KL barycenters of Gaussian measures may differ markedly. An example is given in Figure 1 which depicts the covariance matrices of the barycenters of four 2-dimensional Gaussian measures arranged with respect to different $\boldsymbol{\lambda}$ values.

2.3. Convergence of the MM Algorithm

Recall that G_t is the output of the t th MM iteration. As a direct result of MM algorithm, we have $\mathcal{J}_c^\lambda(G_t) \geq \mathcal{J}_c^\lambda(G_{t+1})$. Moreover, it is obvious that $\mathcal{J}_c^\lambda(G) \geq 0$ for all G . Hence, the monotonic and non-negative sequence $\{\mathcal{J}_c^\lambda(G_t)\}_{t=0}^\infty$ must converge to some limit \mathcal{J}^* . The convergence of G_t is not as obvious. We give the following theorem with its proof in the appendix.

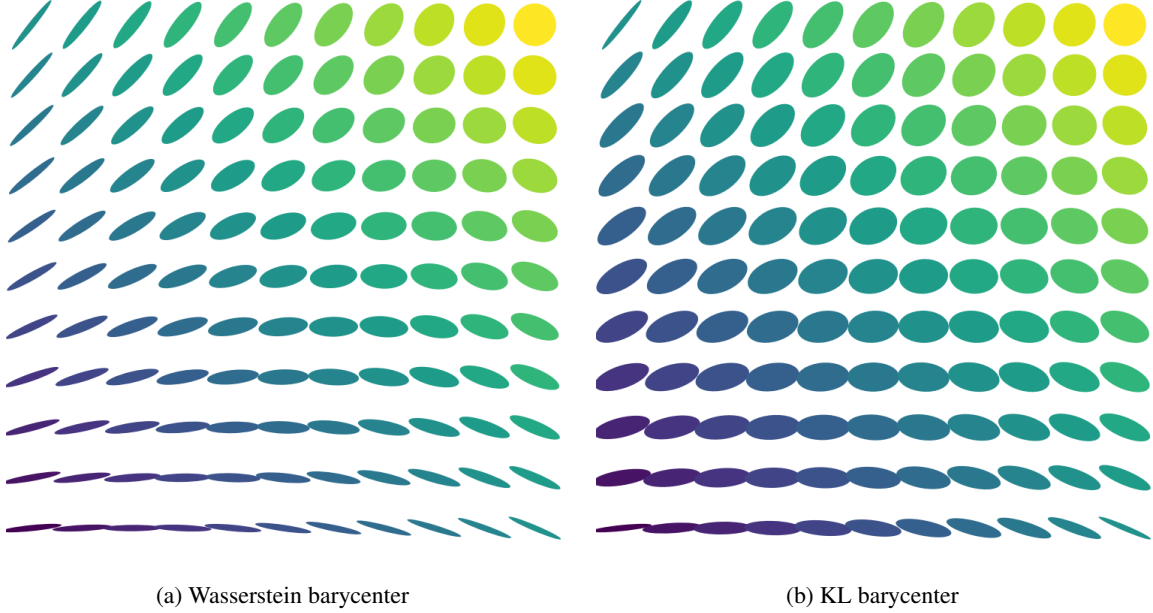


Figure 1. The covariance matrices of (a) Wasserstein barycenters and (b) KL barycenters of 4 zero-mean 2-dimensional Gaussian measures arranged with respect to λ value. The four corners have $\lambda = (1, 0, 0, 0)^T, (0, 1, 0, 0)^T, (0, 0, 1, 0)^T, (0, 0, 0, 1)^T$ and the middle one has $\lambda = (1/4, 1/4, 1/4, 1/4)^T$.

Theorem 2. Let \mathcal{S} be the set of stationary points of $\mathcal{J}_c^\lambda(G)$ and $\{G_t\}$ be the sequence generated by $G_{t+1} = \arg \min \mathcal{L}(G|G_t)$ for some initial value G_0 . Suppose the following conditions:

- (i) $S = \{G \in \mathbb{G}_M : \mathcal{J}_c^\lambda(G) \leq \mathcal{J}_c^\lambda(G_0)\}$ is compact;
- (ii) $\mathcal{J}_c^\lambda(G_{t+1}) < \mathcal{J}_c^\lambda(G_t)$ for all $G_t \notin \mathcal{S}$;
- (iii) \mathcal{A} is a closed point-to-set map over the complement of \mathcal{S}

are satisfied, then all the limit points of $\{G_t\}$ are stationary points of $\mathcal{J}_c^\lambda(G)$, and the sequence $\mathcal{J}_c^\lambda(G_t)$ converges monotonically to $\mathcal{J}^* = \mathcal{J}_c^\lambda(G_*)$ for some $G_* \in \mathcal{S}$.

If the cost function is chosen as either the 2-Wasserstein distance or the KL divergence, the monotonicity of the MM iteration implies that the component parameters are confined in a compact space. Similar to Wu et al. (1983), we are able to verify that all conditions in this theorem hold. Hence, our algorithm converges.

3. Comparison to Related Work

In this section, we show that our approach includes many clustering based approaches for GMR in the literature as special cases. The GMR is formulated as a clustering problem in the probability measure space (Schieferdecker & Huber, 2009; Yu et al., 2018). The clustering based GMR approaches are iterative procedures that involve the following two steps: (1) *assignment step* where the Gaussian components of the original mixture are partitioned into clusters and (2) *update step* where the centroid of clusters are updated based on the components in the new clusters. As in the case of clustering in the vector space, the clustering based algorithms for GMR can also be classified into *hard clustering* and *soft clustering* algorithms. We discuss these two cases separately.

Hard Clustering Schieferdecker & Huber (2009) proposes a procedure for GMR which is summarized in Algorithm 2 following the *k-means* algorithm. The same idea is also proposed in Goldberger & Roweis (2005); Davis & Dhillon (2007). At each step of the algorithm, given the current cluster centers, the original mixture components are partitioned into disjoint clusters based on their KL-divergence to cluster centers. We say the n th component in the original mixture is assigned to the j th cluster if its KL-divergence to the j th cluster center is the smallest. Then the Gaussian components in the same

cluster are merged to a single Gaussian via moment matching and this Gaussian is the updated cluster center. These updated cluster centers are the components of the reduced mixture. The KL-divergence is used to measure the similarity of Gaussian components of the mixtures, it can be replaced by other similarity measures. For example, [Asa & Plataniotis \(2018\)](#) replaces the KL-divergence with the 2-Wasserstein distance between Gaussians and updates cluster center via Wasserstein barycenter. These hard clustering algorithms seem to work well in practice, however, the convergence of these algorithms is not discussed. Indeed, it is not guaranteed that their objective function, the L_2 distance between the original and reduced mixture, is monotonically decreasing after each iteration.

Algorithm 2 Hard clustering algorithm for GMR in [Schieferdecker & Huber \(2009\)](#).

Input: Original mixture $\Phi(\cdot; F)$.

Initialize: G^1, G^2, \dots, G^M .

repeat

Compute $d_{nm} = D_{\text{KL}}(\Phi(\cdot; F^n) \parallel \Phi(\cdot; G^m))$.

Assign component n to clusters $C(n) = \arg \min_j d_{nj}$

for $m = 1, \dots, M$ **do**

Update cluster center by moment-preserving

$$\begin{aligned} w_G^m &= \sum_{C(n)=m} w_F^n \\ \mu_G^m &= \frac{1}{w_G^m} \sum_{C(n)=m} w_F^n \mu_F^n \\ \Sigma_G^m &= \frac{1}{w_G^m} \sum_{C(n)=m} w_F^n \{ \Sigma_F^n + (\mu_F^n - \mu_G^m)(\mu_F^n - \mu_G^m)^T \} \end{aligned} \tag{11}$$

end for

until the value of $D_{L_2}^2(\phi(\cdot; G), \phi(\cdot; F))$ converges.

Soft Clustering A straightforward approach for GMR is to generate samples from the original N -component mixture and fit a M -component mixture based on these samples. That is, let $\{\mathbf{x}_1, \mathbf{x}_2, \dots, \mathbf{x}_I\} \stackrel{\text{i.i.d.}}{\sim} \phi(\mathbf{x}; F)$ and maximize the sample log-likelihood $I^{-1} \sum_{i=1}^I \log \phi(\mathbf{x}_i; G)$. The estimator for the mixing distribution gets more and more accurate as the sample size I increases. When $I \rightarrow \infty$, based on the law of large numbers, the sample log-likelihood converges to the population log-likelihood

$$\ell(G) = \mathbb{E}_{X \sim \phi(\mathbf{x}; F)} \{ \log \phi(X; G) \}.$$

Therefore, we could maximize the population log-likelihood $\ell(G)$ and use its maximizer as a solution to GMR. Following a similar idea, [Yu et al. \(2018\)](#) proposes to perform GMR by maximizing

$$\ell_I(G) = \mathbb{E}_{\phi(\mathbf{x}_1, \dots, \mathbf{x}_I; F)} \{ \log \phi(\mathbf{x}_1, \dots, \mathbf{x}_I; G) \}.$$

However, they fail to observe that $\ell_I(G) = I\ell(G)$ and that maximizing $\ell_I(G)$ is equivalent to maximizing $\ell(G)$ for any $I \geq 1$. Hence, in terms of maximizing population log-likelihood, this hyper-parameter I is redundant. Regardless, as neither $\ell_I(G)$ nor its gradient is tractable, [Yu et al. \(2018\)](#) proposes to maximize the variational lower bound of $\ell_I(G)$. They suggest that

$$\ell_I(G) \geq \sum_{n=1}^N w_F^n \sum_{m=1}^M z_{nm} \left\{ \log \frac{w_G^m}{z_{nm}} + I E_{nm} \right\} \tag{12}$$

for any n and $z_{nm} > 0$ such that $\sum_m z_{nm} = 1$. This inequality seems false, which can be checked numerically. By Jensen's inequality, we may instead get

$$\ell_I(G) \geq I \sum_{n=1}^N w_F^n \sum_{m=1}^M z_{nm} \left\{ \log \frac{w_G^m}{z_{nm}} + E_{nm} \right\}$$

which is smaller than the right hand side in (12).

Although (12) does not perfectly bound $\ell_I(G)$, regarding it as a lower bound still leads to an effective numerical algorithm in Yu et al. (2018). For a given G and F , maximizing (12) with respect to z_{nm} gives the tightest “lower bound” of $\ell_I(G)$ in this form. Hence, an algorithm is feasible by iteratively updating z_{nm} and G as proposed by Yu et al. (2018), which is summarized as Algorithm 3. Since z_{nm} can be interpreted as assigning a fraction of the n th component in F to the m th cluster in G , it is regarded as a soft clustering algorithm. In addition, the size of I controls the “hardness” of the assignment in the clustering step. As $I \rightarrow \infty$, this soft clustering becomes the hard clustering and reduces to the algorithm proposed by Schieferdecker & Huber (2009). Yu et al. (2018) chooses $I = 10N$.

Algorithm 3 Soft clustering algorithm in Yu et al. (2018).

Input: Original mixture $\Phi(\cdot; F)$.

Initialize: G^1, G^2, \dots, G^M .

repeat

Perform soft clustering $z_{nm} = \frac{w_G^m \exp(IE_{nm})}{\sum_j w_G^j \exp(IE_{nj})}$

for $m = 1, \dots, M$ **do**

Update cluster center via

$$w_G^m = \sum_n z_{nm} w_F^n$$

$$\mu_G^m = \frac{1}{w_G^m} \sum_n z_{nm} w_F^n \mu_F^n$$

$$\Sigma_G^m = \frac{1}{w_G^m} \sum_n z_{nm} w_F^n \{ \Sigma_F^n + (\mu_F^n - \mu_G^m)(\mu_F^n - \mu_G^m)^T \}$$

end for

until the variational lower bound of the expected log-likelihood function converges.

Connection with Known Algorithms Our algorithm may be viewed as solving a pure optimization problem as in Section 2.2. From the clustering point of view, it includes both hard and soft clustering based algorithms as special cases. With some specific choices of cost functions $c(\cdot, \cdot)$ and λ , our algorithm covers various clustering based algorithms in the literature as summarized in Table 1. Moreover, these clustering based algorithms are computationally efficient for GMR as shown in Schieferdecker & Huber (2009). We explain their connection in detail as follows.

Table 1. The relationship between the proposed GMR approach and existing clustering based GMR approaches according to the cost function $c(\cdot, \cdot)$ and regularization strength λ . Empty entries indicate new approaches not previously explored.

	$[C_{FG}]_{nm}$	$D_{\text{KL}}(\Phi(\cdot; F^n) \parallel \Phi(\cdot; G^m))$	$-\log w_G^m - IE_{nm}$	$W_2(\Phi(\cdot; F^n), \Phi(\cdot; G^m))$
	Schieferdecker & Huber (2009)			
$\lambda = 0$		Goldberger & Roweis (2005)	-	Assa & Plataniotis (2018)
		Davis & Dhillon (2007)		
$\lambda = 1$	-		Yu et al. (2018)	-

Assignment Step The optimal transportation plan $\pi = \pi(t)$ in our algorithm is to assign the Gaussian components of the original mixture to clusters. When we put $\lambda = 0$, our algorithm becomes a hard clustering procedure because the optimal transportation plan will assign the entire n th component in the original mixture to the “nearest” cluster. Consequently, the destination cluster is completely decided by the cost function. More specifically, letting the cost function be the KL-divergence from the Gaussian component to the destination cluster center, our algorithm covers that of Schieferdecker & Huber (2009); letting the cost function be the 2-Wasserstein distance between Gaussians (W2 for short), our algorithm covers Assa & Plataniotis (2018). When we put $\lambda > 0$, the proposed algorithm becomes a soft clustering procedure. In this case, the optimal transportation plan must have $\pi_{nm} > 0$ for all n, m , due to the regularization term, see (5). It is therefore clear that $z_{nm} = \pi_{nm}/w_F^n$ may be regarded as the fraction of the n th component assigned to the m th cluster. Let

$C_{nm} = -\log w_G^m - IE_{nm}$, then (5) becomes

$$\begin{aligned} \frac{\pi_{nm}}{w_F^n} &= \frac{\exp(-C_{nm}/\lambda)}{\sum_k \exp(-C_{nk}/\lambda)} \\ &= \frac{\{w_G^m\}^{1/\lambda} \exp\{(I/\lambda)E_{nm}\}}{\sum_j \{w_G^j\}^{1/\lambda} \exp\{(I/\lambda)E_{nj}\}} \end{aligned}$$

which is the same z_{nm} of Yu et al. (2018) when $\lambda = 1$. For this cost function, we also have

$$\begin{aligned} C_{nm}/\lambda &= -\lambda^{-1} \log w_G^m - (I/\lambda)E_{nm} \\ &= -\lambda^{-1} \log w_G^m + (I/\lambda)D_{\text{KL}}(\Phi(\cdot; F^n) \parallel \Phi(\cdot; G^m)) + C. \end{aligned}$$

which is the weighted average of the distance between two sets of mixing proportions and the KL-divergence between the Gaussian components. Hereafter, we call the C_{nm} defined in this equation the modified KL-divergence (MKL). The regularization strength λ and the hyper-parameter I play a role in the assignment step as λ^{-1} and I/λ determine the importance of the mixing weights and the KL-divergence. For a fixed I , as $\lambda \rightarrow \infty$, $z_{nm} \rightarrow 1/M$ which means each component in the original mixture is split equally to every cluster. For a fixed λ , the larger the value of I , the stronger the effect of KL-divergence in similarity measure. Recall that I is redundant from the maximum population log-likelihood point of view, however, it plays an important role from the minimum composite transportation distance point of view. The effect of the value of I and λ on the GMR is illustrated by the experiment in Section 4.2.

Update Step Our algorithm updates the cluster center by the barycenter with respect to the chosen cost function. When the KL-divergence (or MKL) is chosen as the cost function, the KL barycenter is the solution to (10). Interestingly, we find that this solution is the same as the moment matching solution given in (11). Therefore, even though we update the cluster centers by barycenters, the update step in our algorithm reduces to that in Schieferdecker & Huber (2009); Yu et al. (2018). Similarly, by choosing the W2 distance between Gaussian components as the cost function, the cluster centers are updated according to (9) which reduces to the update step in Assa & Plataniotis (2018).

4. Experiments

In this section, we first use the belief propagation example to illustrate the use of GMR. We also study the effect of the cost functions on the performance of GMR. The code for the experiments can be found at <https://github.com/SarahQiong/CTDGMR>.

4.1. GMR for Belief Propagation

This experiment illustrates the effectiveness of GMR when applied to finding a lower order mixture approximation to the message in belief propagation. A brief introduction to belief propagation and corresponding notation is given in Section B.2 in the appendix. We consider the graphical model in Figure 2a following Yu et al. (2018). In this model, the local potential associated with the (i, j) th edge is given by $\psi_{ij}(x, y) = \psi_{ij}(x - y) = \phi(x; y, \phi_{ij}^{-1})$, where ϕ_{ij} values are marked alongside the edges. The local evidence potential associated with the i th node is a two-component Gaussian mixture $\psi_i(x) = w_i \phi(x; \mu_i^1, 1) + (1 - w_i) \phi(x; \mu_i^2, 1)$ with $w_i \sim U(0, 1)$ and $\mu_i^1, \mu_i^2 \stackrel{\text{i.i.d.}}{\sim} U(-4, 4)$. Under this setup, the message is conceptually a finite mixture density function which has an explicit expression. Exact inference is computationally feasible for the first 4 iterations. This is because the number of mixture components in the message grows exponentially with the number of iterations and the exact message/belief becomes intractable. To overcome this difficulty, one may use GMR to approximate the message with a lower order mixture before updating the belief in the next iteration, thereby confining the order below a manageable size. In this experiment, we use our proposed GMR algorithms to approximate the message with a mixture of order $K = 4$ after each iteration when needed. This leads to approximate inferences. We evaluate the performance of the approximate inferences by the L_2 distance between the exact belief and the approximate beliefs (averaged over nodes). The comparison is computationally feasible for the first 3 iterations due to limited computer memory. The results are averaged over 100 trials.

The average computational time of the exact and approximate inferences are shown in Figure 2c. Clearly, the computational time of the exact inference increases exponentially with number of iterations. All proposed GMR algorithms are effective at

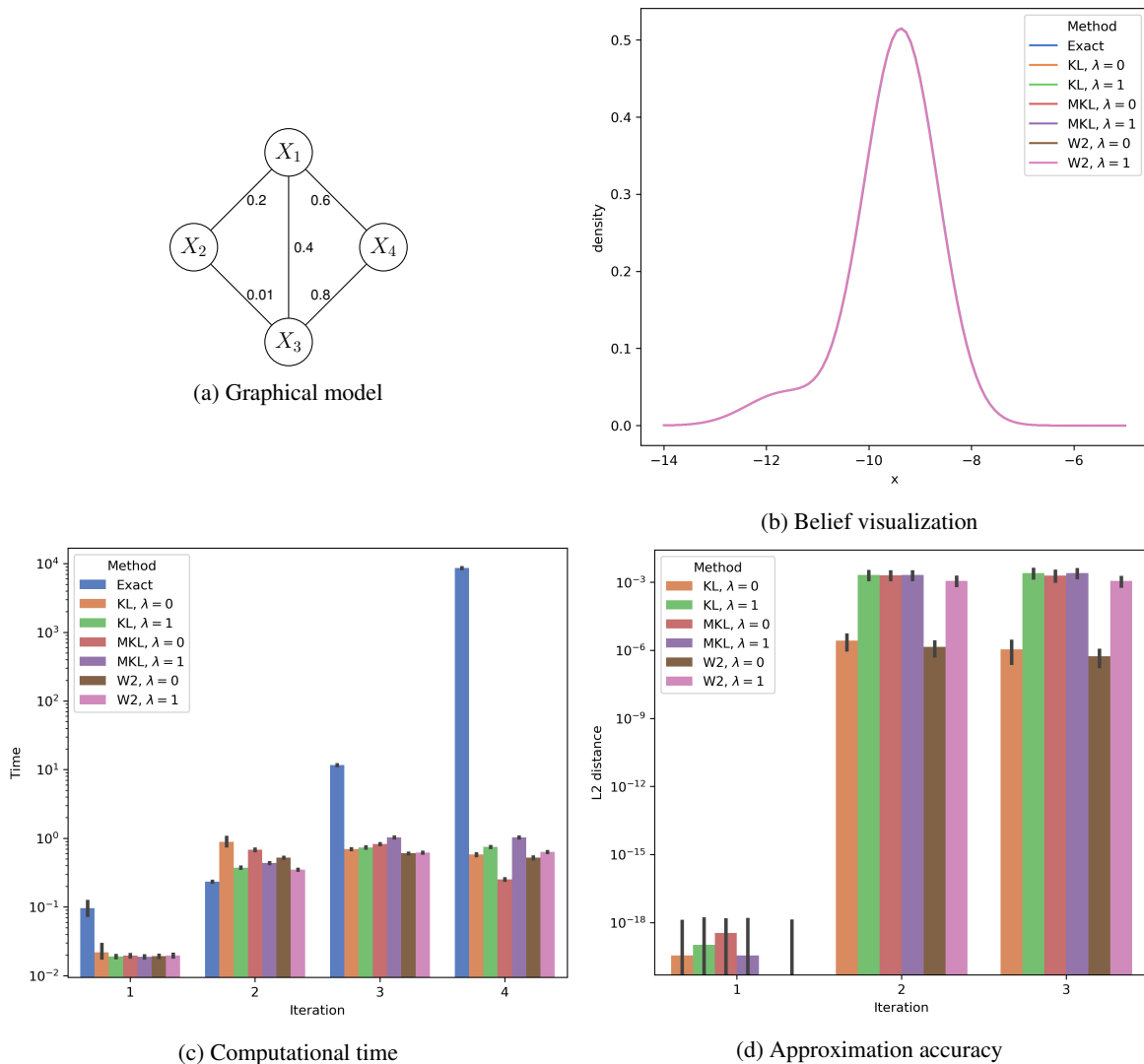


Figure 2. (a) The structure of the graphical model for belief propagation; (b) density functions of the exact and approximate beliefs. (c) computational time versus number of iteration, and (d) the L_2 distance between the exact and approximate beliefs.

saving computational time in belief propagation. The approximate beliefs are comparable to the exact belief in terms of the L_2 distance. It can be seen from Figure 2d that the L_2 distance is no larger than 10^{-3} for all algorithms. Although the L_2 distance increases from the first iteration to the second iteration, it does not increase further from the second to the third iteration. It is reasonable to conjecture that the approximate inference would not get worse in subsequent iterations. In terms of the L_2 distance, the approximate belief based on hard clustering with W2 cost function is closest to the exact belief. The density functions of the exact and approximate beliefs based on one of the trials are given in Figure 2b. In this trial, the exact belief is a 2^{14} -component mixture while the approximate belief has only 16 components. The density functions of the exact and approximate beliefs are so close that we cannot tell them apart, for all cost functions and levels of regularization. In summary, the GMR is a useful technique for approximate inference in belief propagation.

4.2. Choice of Cost Functions & Hyper-parameters

Our proposed GMR algorithms only require the cost function to be continuous and non-negative. Therefore, the three choices in Table 1 are only a small fraction of countless possibilities. We have yet to study the Hellinger distance, L_2 distance and many other distances. An important factor in choosing the cost function is the computational simplicity of the barycenter. Afterwards, the quality of the GMR outcome is the ultimate concern. This experiment investigates how the cost

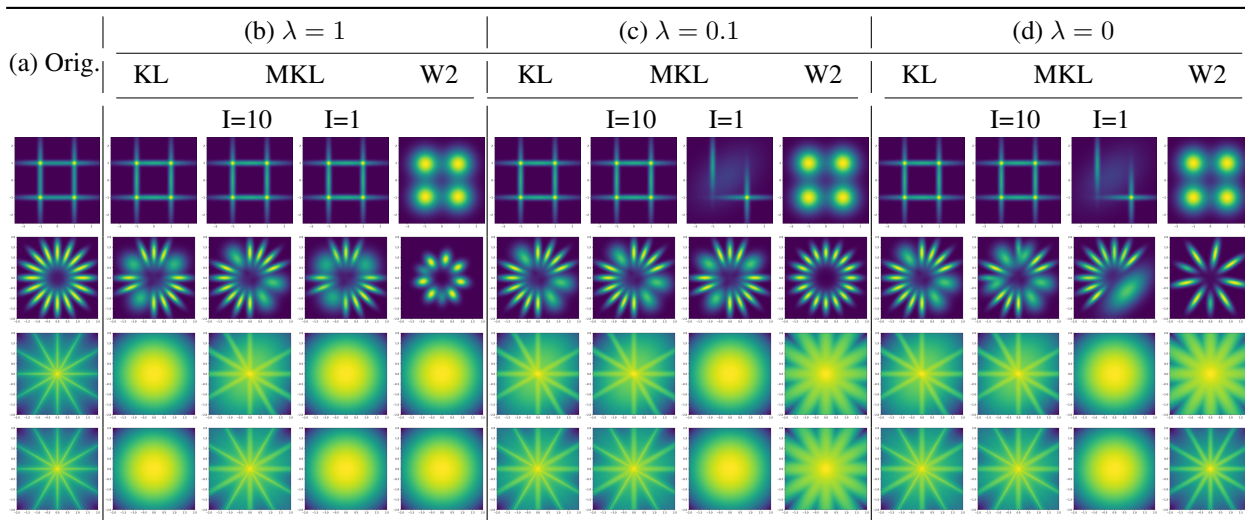


Figure 3. The heat map of the density functions of the original mixture in (a) and reduced mixtures in (b), (c), and (d) grouped by regularization strength λ .

functions and the hyper-parameter affect the GMR outcome in various situations. In summary, different cost functions and regularization strengths can lead to very different outcomes.

In this experiment, we choose three bivariate Gaussian mixtures to be reduced. The parameter values of these three Gaussian mixtures are given in Section B.3 in the appendix. The first one is of order 8 but has only 4 modes, and it is reduced to a mixture of order 4. The second mixture is of order 32 but has only 16 modes, and it is reduced to a mixture of order 16. The third mixture is of order 18 but only has 6 modes, and it is reduced to a mixture of order 6 or of order 12. We let $\lambda = 0, 0.1, 1$, and experiment on three cost functions: KL, MKL, and W2. For MKL, we let $I = 1, 10$. The combination leads to 12 GMR outcomes for each original mixture and order of the reduction. The original mixture and 12 GMR outcomes in each case are shown in the four rows of Figure 3 in the form of heat maps of their density functions.

The GMR based on MKL has the best overall performance when $I = 10$, regardless of λ values. The KL based GMR has comparable performance except for $\lambda = 1$. The W2 based GMR has poor performance in general but works well for the second mixture when $\lambda = 0.1$, and for reducing the third mixture to order 12 when $\lambda = 0$. In summary, different cost functions may perform well in different situations. Their performances are also heavily influenced by the choice of hyper-parameters. It is an interesting research problem to identify the most suitable cost functions together with the values of the hyper-parameters in various applications.

5. Discussion

In this work, we propose a principled GMR approach through the entropic regularized transportation distance between two mixtures. The proposed approach provides a unified framework that bridges the optimization and clustering based algorithms. The framework covers many existing methods with different choices of the cost function. Our GMR algorithms are computationally efficient by selecting cost functions with easy-to-compute barycenters. This framework is equally applicable to non-Gaussian finite mixtures. Experiments show that different cost functions can lead to very different outcomes. Hence, it is fruitful to search for the most suitable cost functions in different applications.

References

- Agueh, M. and Carlier, G. Barycenters in the Wasserstein space. *SIAM Journal on Mathematical Analysis*, 43(2):904–924, 2011.
- Assa, A. and Plataniotis, K. N. Wasserstein-distance-based Gaussian mixture reduction. *IEEE Signal Processing Letters*, 25(10):1465–1469, 2018.

- Chen, Y., Georgiou, T. T., and Tannenbaum, A. Optimal transport for Gaussian mixture models. *arXiv preprint arXiv:1710.07876*, 2017.
- Cuturi, M. and Doucet, A. Fast computation of Wasserstein barycenters. In *International Conference on Machine Learning*, pp. 685–693, 2014.
- Davis, J. V. and Dhillon, I. S. Differential entropic clustering of multivariate Gaussians. In *Advances in Neural Information Processing Systems*, pp. 337–344, 2007.
- Delon, J. and Desolneux, A. A Wasserstein-type distance in the space of Gaussian Mixture Models. *arXiv preprint arXiv:1907.05254*, 2019.
- Farnoosh, R. and Zarpak, B. Image segmentation using Gaussian mixture model. *IUST international journal of engineering science*, 19(1-2):29–32, 2008.
- Goldberger, J. and Roweis, S. T. Hierarchical clustering of a mixture model. In *Advances in Neural Information Processing Systems*, pp. 505–512, 2005.
- Huber, M. F. and Hanebeck, U. D. Progressive Gaussian mixture reduction. In *2008 11th International Conference on Information Fusion*, pp. 1–8. IEEE, 2008.
- Hunter, D. R. and Lange, K. A tutorial on MM algorithms. *The American Statistician*, 58(1):30–37, 2004.
- Kolouri, S., Rohde, G. K., and Hoffman, H. Sliced Wasserstein distance for learning Gaussian mixture models. *arXiv preprint arXiv:1711.05376*, 2017.
- Kostantinos, N. Gaussian mixtures and their applications to signal processing. *Advanced signal processing handbook: theory and implementation for radar, sonar, and medical imaging real time systems*, pp. 3–1, 2000.
- Luenberger, D. G., Ye, Y., et al. *Linear and nonlinear programming*, volume 2. Springer, 1984.
- Manzar, A. Recursive bayesian filtering through a mixture of gaussian and discrete particles. Master’s thesis, Queen’s University, 2017.
- McLachlan, G. and Peel, D. *Finite mixture models*. John Wiley & Sons, 2004.
- Peyré, G., Cuturi, M., et al. Computational optimal transport. *arXiv preprint arXiv:1803.00567*, 2017.
- Runnalls, A. R. Kullback-Leibler approach to Gaussian mixture reduction. *IEEE Transactions on Aerospace and Electronic Systems*, 43(3):989–999, 2007.
- Salmond, D. J. Mixture reduction algorithms for target tracking in clutter. In *Signal and Data Processing of Small Targets 1990*, volume 1305, pp. 434. International Society for Optics and Photonics, 1990.
- Santosh, D. H. H., Venkatesh, P., Poornesh, P., Rao, L. N., and Kumar, N. A. Tracking multiple moving objects using Gaussian mixture model. *International Journal of Soft Computing and Engineering (IJSCE)*, 3(2):114–119, 2013.
- Schieferdecker, D. and Huber, M. F. Gaussian mixture reduction via clustering. In *2009 12th International Conference on Information Fusion*, pp. 1536–1543. IEEE, 2009.
- Scott, D. W. and Szewczyk, W. F. From kernels to mixtures. *Technometrics*, 43(3):323–335, 2001.
- Sudderth, E. B., Ihler, A. T., Isard, M., Freeman, W. T., and Willsky, A. S. Nonparametric belief propagation. *Communications of the ACM*, 53(10):95–103, 2010.
- Vasconcelos, N. and Lippman, A. Learning mixture hierarchies. In *Advances in Neural Information Processing Systems*, pp. 606–612, 1999.
- Williams, J. L. and Maybeck, P. S. Cost-function-based hypothesis control techniques for multiple hypothesis tracking. *Mathematical and Computer Modelling*, 43(9-10):976–989, 2006.
- Wu, C. J. et al. On the convergence properties of the EM algorithm. *The Annals of statistics*, 11(1):95–103, 1983.

Yu, L., Yang, T., and Chan, A. B. Density-preserving hierarchical EM algorithm: Simplifying Gaussian mixture models for approximate inference. *IEEE transactions on pattern analysis and machine intelligence*, 41(6):1323–1337, 2018.

Zhang, K. and Kwok, J. T. Simplifying mixture models through function approximation. *IEEE Transactions on Neural Networks*, 21(4):644–658, 2010.

Appendices

A. Theoretical Results

This section contains the proofs of the theoretical results.

A.1. KL Barycenter of Gaussian Measures

Theorem 3. Let $\nu_m = \Phi(\cdot; \boldsymbol{\mu}_m, \boldsymbol{\Sigma}_m)$ be a multivariate Gaussian measure of dimension d with mean $\boldsymbol{\mu}_m$ and covariance matrix $\boldsymbol{\Sigma}_m$, $m = 1, 2, \dots, M$. Let $\boldsymbol{\lambda} = (\lambda_1, \lambda_2, \dots, \lambda_M) \in \Delta_M$. Define the function

$$f(\eta) = \sum_{m=1}^M \lambda_m D_{KL}(\nu_m \parallel \eta)$$

on the space of multivariate Gaussian measures of dimension d .

Then, $f(\eta)$ is minimized when η is a multivariate Gaussian measure of dimension d with mean

$$\bar{\boldsymbol{\mu}} = \sum_{m=1}^M \lambda_m \boldsymbol{\mu}_m$$

and the covariance

$$\bar{\boldsymbol{\Sigma}} = \sum_{m=1}^M \lambda_m (\boldsymbol{\Sigma}_m + (\boldsymbol{\mu}_m - \bar{\boldsymbol{\mu}})(\boldsymbol{\mu}_m - \bar{\boldsymbol{\mu}})^T).$$

Proof. By some simple algebra, we find the KL-divergence between two Gaussian measures is given by

$$D_{KL}(\Phi(\cdot; \boldsymbol{\mu}_1, \boldsymbol{\Sigma}_1) \parallel \Phi(\cdot; \boldsymbol{\mu}_2, \boldsymbol{\Sigma}_2)) = \frac{1}{2} \left\{ \log \frac{|\boldsymbol{\Sigma}_2|}{|\boldsymbol{\Sigma}_1|} + \text{tr}(\boldsymbol{\Sigma}_2^{-1} \boldsymbol{\Sigma}_1) + (\boldsymbol{\mu}_2 - \boldsymbol{\mu}_1)^T \boldsymbol{\Sigma}_2^{-1} (\boldsymbol{\mu}_2 - \boldsymbol{\mu}_1) - d \right\}$$

where $|\boldsymbol{\Sigma}|$ is the determinant of the matrix. Therefore, we can write

$$f(\eta) = f(\boldsymbol{\mu}, \boldsymbol{\Sigma}) = \frac{1}{2} \sum_{m=1}^M \lambda_m \left\{ \log \frac{|\boldsymbol{\Sigma}|}{|\boldsymbol{\Sigma}_m|} + \text{tr}(\boldsymbol{\Sigma}^{-1} \boldsymbol{\Sigma}_m) + (\boldsymbol{\mu} - \boldsymbol{\mu}_m)^T \boldsymbol{\Sigma}^{-1} (\boldsymbol{\mu} - \boldsymbol{\mu}_m) \right\} + C$$

for some constant C . We now use the following linear algebra formulas

$$\frac{\partial \log |\mathbf{X}|}{\partial \mathbf{X}} = (\mathbf{X}^{-1})^T = (\mathbf{X}^T)^{-1},$$

$$\frac{\partial \text{tr}(\mathbf{A} \mathbf{X}^{-1} \mathbf{B})}{\partial \mathbf{X}} = -(\mathbf{X}^{-1} \mathbf{B} \mathbf{A} \mathbf{X}^{-1})^T,$$

and

$$\frac{\partial}{\partial \mathbf{x}} (\mathbf{x} - \mathbf{s})^T \mathbf{W} (\mathbf{x} - \mathbf{s}) = 2\mathbf{W} (\mathbf{x} - \mathbf{s})$$

to work out partial derivatives of f with respect to $\boldsymbol{\mu}$ and $\boldsymbol{\Sigma}$. They are given by

$$\begin{aligned}\frac{\partial f}{\partial \boldsymbol{\mu}} &= 2 \sum_{m=1}^M \lambda_m \boldsymbol{\Sigma}^{-1} (\boldsymbol{\mu} - \boldsymbol{\mu}_m); \\ \frac{\partial f}{\partial \boldsymbol{\Sigma}} &= \boldsymbol{\Sigma}^{-1} - \boldsymbol{\Sigma}^{-1} \sum_{m=1}^M \lambda_m \{ \boldsymbol{\Sigma}_m + (\boldsymbol{\mu} - \boldsymbol{\mu}_m)(\boldsymbol{\mu} - \boldsymbol{\mu}_m)^T \} \boldsymbol{\Sigma}^{-1}.\end{aligned}$$

Setting both partial derivatives to $\mathbf{0}$, we obtain

$$\bar{\boldsymbol{\mu}} = \sum_{m=1}^M \lambda_m \boldsymbol{\mu}_m$$

and the covariance

$$\bar{\boldsymbol{\Sigma}} = \sum_{m=1}^M \lambda_m (\boldsymbol{\Sigma}_m + (\boldsymbol{\mu}_m - \bar{\boldsymbol{\mu}})(\boldsymbol{\mu}_m - \bar{\boldsymbol{\mu}})^T).$$

Clearly, these solutions are the mean and covariance matrix of η that minimizes $f(\eta)$. This completes the proof. \square

A.2. Results on Numerical Algorithm

Recall that the entropic regularized composite transportation distance is defined to be

$$\mathcal{I}_c^\lambda(G) = \inf_{\pi \in \Pi(\mathbf{w}_F, \mathbf{w}_G)} \{ \langle \pi, C_{FG} \rangle - \lambda \mathcal{H}(\pi) \}.$$

It involves a constrained optimization problem with respect to both marginal measures of π . The equivalence result in the following theorem reduces the constraint to a single marginal measure and enables us to design an efficient algorithm.

Theorem 4. Let $F = \sum_{n=1}^N w_F^n \delta_{F^n}$ and $G = \sum_{m=1}^M w_G^m \delta_{G^m}$ be two mixing distributions. Define

$$\mathcal{J}_c^\lambda(G) := \inf_{\pi \in \Pi_1(\mathbf{w}_F)} \{ \langle \pi, C_{FG} \rangle - \lambda \mathcal{H}(\pi) \}$$

where

$$\Pi_1(\mathbf{w}_F) = \{ \pi \in \mathbb{R}_+^{N \times M} : \pi \mathbf{1}_M = \mathbf{w}_F \}.$$

Denote

$$\pi_G = \arg \inf_{\pi \in \Pi_1(\mathbf{w}_F)} \{ \langle \pi, C_{FG} \rangle - \lambda \mathcal{H}(\pi) \},$$

then

$$\inf_{G \in \mathbb{G}_M} \mathcal{I}_c^\lambda(G) = \inf_{G \in \mathbb{G}_M, \mathbf{w}_G = \pi_G^T \mathbf{1}_N} \mathcal{J}_c^\lambda(G). \quad (13)$$

Proof. We proceed to show that both $\text{LHS} \leq \text{RHS}$ and $\text{LHS} \geq \text{RHS}$ are true for two sides in (13).

We now prove $\text{LHS} \leq \text{RHS}$. Let $G_* = \arg \inf_{G \in \mathbb{G}_M, \mathbf{w}_G = \pi_G^T \mathbf{1}_N} \mathcal{J}_c^\lambda(G)$, then $\mathbf{w}_{G_*} = \pi_{G_*}^T \mathbf{1}_N$. Hence,

$$\pi_{G_*} \in \Pi(\mathbf{w}_F, \mathbf{w}_{G_*}) \quad \text{and} \quad \text{RHS} = \arg \inf_{G \in \mathbb{G}_M, \mathbf{w}_G = \pi_G^T \mathbf{1}_N} \mathcal{J}_c^\lambda(G) = \mathcal{J}_c^\lambda(G_*).$$

Therefore, following the definition of $\mathcal{I}_c^\lambda(\cdot)$, we have

$$\mathcal{I}_c^\lambda(G_*) = \inf_{\pi \in \Pi(\mathbf{w}_F, \mathbf{w}_{G_*})} \{ \langle \pi, C_{FG_*} \rangle - \lambda \mathcal{H}(\pi) \} \leq \{ \langle \pi_{G_*}, C_{FG_*} \rangle - \lambda \mathcal{H}(\pi_{G_*}) \} = \mathcal{J}_c^\lambda(G_*)$$

Therefore,

$$\text{LHS} = \inf_{G \in \mathbb{G}_M} \mathcal{I}_c^\lambda(G) \leq \mathcal{I}_c^\lambda(G_*) \leq \mathcal{J}_c^\lambda(G_*) = \text{RHS}.$$

This proves $\text{LHS} \leq \text{RHS}$. Next, we prove $\text{LHS} \geq \text{RHS}$.

Let $G_\star = \arg \inf_{G \in \mathbb{G}_M} \mathcal{I}_c^\lambda(G)$ and $\pi_\star = \arg \inf_{\pi \in \Pi(\mathbf{w}_F, \mathbf{w}_{G_\star})} \{\langle \pi, C_{FG_\star} \rangle - \lambda \mathcal{H}(\pi)\}$. Hence,

$$\pi_\star \in \Pi_1(\mathbf{w}_F) \quad \text{and} \quad \text{LHS} = \inf_{G \in \mathbb{G}_M} \mathcal{I}_c^\lambda(G) = \mathcal{I}_c^\lambda(G_\star).$$

It is seen that (a) G_\star is a member of \mathbb{G}_M ; and (b) $\mathbf{w}_{G_\star} = \pi_{G_\star}^T \mathbf{1}_N$. Hence

$$\text{RHS} = \inf_{G \in \mathbb{G}_M, \mathbf{w}_G = \pi_G^T \mathbf{1}_N} \mathcal{J}_c^\lambda(G) \leq \mathcal{J}_c^\lambda(G_\star).$$

Following the definition of $\mathcal{J}_c^\lambda(G)$, we have

$$\mathcal{J}_c^\lambda(G_\star) = \inf_{\pi \in \Pi_1(\mathbf{w}_F)} \{\langle \pi, C_{FG_\star} \rangle - \lambda \mathcal{H}(\pi)\} \leq \{\langle \pi_\star, C_{FG_\star} \rangle - \lambda \mathcal{H}(\pi_\star)\} = \mathcal{I}_c^\lambda(G_\star)$$

where the last equality is true by the definition of G_\star . Therefore,

$$\text{RHS} = \inf_{G \in \mathbb{G}_M, \mathbf{w}_G = \pi_G^T \mathbf{1}_N} \mathcal{J}_c^\lambda(G) \leq \mathcal{J}_c^\lambda(G_\star) \leq \mathcal{I}_c^\lambda(G_\star) = \text{LHS}$$

which finishes the proof. □

The above theorem reduces the number of constraints in the optimization problem from two to one. This helps to design a much simpler numerical approach. In the following theorem, we give a closed form solution to the optimal transportation plan associated with $\mathcal{J}_c^\lambda(G)$.

Theorem 5. Let $C = [C_{ij}] \in \mathbb{R}_+^{N \times M}$, $\mathcal{H}(\pi) = -\sum_{i,j} \pi_{ij} (\log \pi_{ij} - 1)$, and

$$\ell_C(\pi) = \sum_{i,j} \pi_{ij} C_{ij} - \lambda \mathcal{H}(\pi)$$

for some $\lambda \geq 0$. Define

$$\Pi(\mathbf{w}) = \{\pi \in \mathbb{R}_+^{N \times M} : \pi \mathbf{1}_M = \mathbf{w}\}$$

and

$$\pi(\mathbf{w}) = \arg \inf_{\pi \in \Pi(\mathbf{w})} \ell_C(\pi).$$

We have

$$\pi_{ij}(\mathbf{w}) = \begin{cases} w_i \mathbb{1}\{j = \sigma(i)\} & \lambda = 0 \\ w_i \frac{\exp(-C_{ij}/\lambda)}{\sum_k \exp(-C_{ik}/\lambda)} & \lambda > 0 \end{cases} \quad (14)$$

where $\sigma(i) = \arg \min_j C_{ij}$ for $i = 1, 2, \dots, N$.

Proof. We prove the conclusion under the following two cases separately.

Case 1 [$\lambda = 0$]: The objective function when $\lambda = 0$ becomes

$$\ell_C(\pi) = \sum_{ij} C_{ij} \pi_{ij}$$

which is linear in π . Note that both $C_{ij} \geq 0$ and $\pi_{ij} \geq 0$ for all i, j . Hence, under the constraints $\sum_j \pi_{ij} = w_i$, $\ell_C(\pi)$ is minimized by assigning all weight w_i to the smallest C_{ij} given each i . Hence, the minimization solution is given by

$$\pi_{ij} = \begin{cases} w_i & j = \sigma(i) \\ 0 & \text{o.w.} \end{cases}$$

Case 2 [$\lambda > 0$]: In this case, define the Lagrangian function

$$\mathcal{L}(\pi, \xi_1, \dots, \xi_N) = \ell_C(\pi) - \sum_{i=1}^N \xi_i \left\{ \sum_{j=1}^M \pi_{ij} - w_i \right\}.$$

Setting its first order partial derivatives to 0, for all i, j , we get equations

$$\begin{aligned}\frac{\partial}{\partial \pi_{ij}} \mathcal{L} &= C_{ij} - \lambda \log \pi_{ij} - \xi_i = 0, \\ \frac{\partial}{\partial \xi_i} \mathcal{L} &= \sum_{j=1}^M \pi_{ij} - w_i = 0.\end{aligned}$$

The solution in π_{ij} is given by

$$\pi_{ij} = w_i \frac{\exp(-C_{ij}/\lambda)}{\sum_k \exp(-C_{ik}/\lambda)}$$

which forms the optimal transportation plan. This completes the proof. \square

A.3. Convergence of Proposed MM Algorithm

In this section, we establish the convergence result of the MM algorithm presented in Section 2.3. Let G_t be the output of the t th MM iteration. The MM iteration in Algorithm \mathcal{A} for the purpose of minimizing $\mathcal{J}_c^\lambda(G)$ is given by

$$G_t \mapsto G_{t+1} \in \mathcal{A}(G_t)$$

that is comprised of the following two steps.

Majorization step Let

$$\pi(t) = \arg \inf_{\pi \in \Pi_1(\mathbf{w}_F)} \{ \langle \pi, C_{FG_t} \rangle - \lambda \mathcal{H}(\pi) \}.$$

Define a majorization function of \mathcal{J}_c^λ at G_t to be

$$\mathcal{L}(G|G_t) = \langle \pi(t), C_{FG} \rangle - \lambda \mathcal{H}(\pi(t)).$$

Minimization step Solve for $G_{t+1} = \arg \min_G \mathcal{L}(G|G_t)$.

Clearly, we have $\mathcal{L}(G|G_t) \geq \mathcal{J}_c^\lambda(G)$ for all G with equality holds at $G = G_t$. Hence,

$$\begin{aligned}\mathcal{J}_c^\lambda(G_t) &\geq \mathcal{J}_c^\lambda(G_t) - \{ \mathcal{L}(G_{t+1}|G_t) - \mathcal{J}_c^\lambda(G_{t+1}) \} \\ &= \mathcal{J}_c^\lambda(G_{t+1}) - \{ \mathcal{L}(G_{t+1}|G_t) - \mathcal{J}_c^\lambda(G_t) \} \\ &\geq \mathcal{J}_c^\lambda(G_{t+1}) - \{ \mathcal{L}(G_t|G_t) - \mathcal{J}_c^\lambda(G_t) \} \\ &= \mathcal{J}_c^\lambda(G_{t+1}).\end{aligned}\tag{15}$$

By the definition of $\mathcal{J}_c^\lambda(G)$, all additive terms are non-negative. Hence, $\mathcal{J}_c^\lambda(G_t) \geq 0$. Thus, $\{\mathcal{J}_c^\lambda(G_t)\}_{t=0}^\infty$ is a monotone decreasing sequence with a finite lower bound. It must converges to some limit \mathcal{J}^* .

Next, we investigate whether \mathcal{J}^* is the global minimum of $\mathcal{J}_c^\lambda(G)$, a local minimum, or merely a stationary value. For this purpose, we make use of Zangwill's Global Convergence Theorem (Luenberger et al., 1984, p.205), which is restated here for convenience. Some preparatory definitions are needed. Let Ω be some space. A point-to-set map $\mathcal{A}(\cdot)$ is a function on Ω whose values are subsets of Ω . A point-to-set map $\mathcal{A}(\cdot)$ is closed at $x \in \Omega$ if for any converging sequence $x_k \rightarrow x$ and an arbitrary corresponding convergent sequence $y_k \in \mathcal{A}(x_k)$, we have

$$\lim_{k \rightarrow \infty} y_k \in \mathcal{A}(x).$$

A point-to-set map \mathcal{A} is said to be closed on $S \subset \Omega$ if it is closed at each $x \in S$.

Theorem 6 (Zangwill's Global Convergence Theorem). *Let \mathcal{A} be a point-to-set map on Ω , and suppose that, given $x^{(0)}$, the sequence $\{x^{(m)}\}_{m=0}^\infty$ is generated by $x^{(m+1)} \in \mathcal{A}(x^{(m)})$. Let a solution set $\Gamma \subset \Omega$ be given and suppose:*

1. all points $x^{(m)}$ are contained in a compact set $S \subset \Omega$,

2. there is a continuous function ζ on Ω such that:

- (a) if $x \notin \Gamma$, then $\zeta(z) < \zeta(x)$ for all $z \in \mathcal{A}(x)$,
- (b) if $x \in \Gamma$, then $\zeta(z) \leq \zeta(x)$ for all $z \in \mathcal{A}(x)$,

3. the mapping \mathcal{A} is closed at points outside Γ .

Then the limit of any convergent subsequence of $\{x^{(m)}\}$ is in the solution set Γ and $\zeta(x^{(m)})$ converges monotonically to $\zeta(x)$ for some $x \in \Gamma$.

We now apply this theorem to the point-to-set map \mathcal{A} of the proposed MM algorithm for minimizing $\mathcal{J}_c^\lambda(G)$. Let $\Omega = \mathbb{G}_M$, $\zeta(G) = \mathcal{J}_c^\lambda(G)$, and $\Gamma =$ interior stationary points of $\zeta(G)$. We verify that all theorem conditions are satisfied.

Condition 1: Let $S = \{G \in \mathbb{G}_M : \mathcal{J}_c^\lambda(G) \leq \mathcal{J}_c^\lambda(G_0)\}$. The monotonicity shown in (15) implies $G_t \in S$. Next, we show that S is compact, or equivalently, show that S is closed and bounded.

Denote \mathbb{S}^d as the space of symmetric non-negative definite matrices of dimension d endowed with the Frobenius norm $\|\Sigma\|_F := \text{tr}(\Sigma\Sigma^T)$. We may represent \mathbb{G}_M as a product space

$$\Omega = \Delta_M \times \mathbb{R}^d \times \cdots \times \mathbb{R}^d \times \mathbb{S}^d \times \cdots \times \mathbb{S}^d$$

in which Δ_M is the M -dimensional simplex for mixing weights, $\mathbb{R}^d \times \cdots \times \mathbb{R}^d$ is the space for Gaussian mean vectors, and $\mathbb{S}^d \times \cdots \times \mathbb{S}^d$ is the space for Gaussian covariance matrices. This product space is homeomorphic to an Euclidean space.

If G_t contains a subpopulation with $\|\mu\| \rightarrow \infty$ or $\|\Sigma\|_F \rightarrow \infty$, we would have $\mathcal{J}_c^\lambda(G_t) \rightarrow \infty > \mathcal{J}_c^\lambda(G_0)$. Therefore, the space S only contains mixtures with its subpopulation means and covariance matrices bounded by a fixed finite constant. That is, S is bounded.

Let $G_t \in S$ be any converging sequence with a limit G^* , by the obvious continuity of $\mathcal{J}_c^\lambda(G)$ (proved afterward), we must have

$$\lim_{t \rightarrow \infty} \mathcal{J}_c^\lambda(G_t) = \mathcal{J}_c^\lambda(G^*) \leq \mathcal{J}_c^\lambda(G_0).$$

Hence, $G^* \in S$. That is, S is a closed set.

Being closed and bounded, S is therefore compact.

Condition 2: By (15), $\{\mathcal{J}_c^\lambda(G_t)\}$ is a decreasing sequence. Hence, (b) part of the condition is satisfied. We now verify (a) part of Condition 2. That is, for any $G \notin \Gamma$, we have

$$\mathcal{J}_c^\lambda(G) > \mathcal{J}_c^\lambda(\mathcal{A}(G)).$$

For this purpose, we first show that

$$\left. \frac{\partial \mathcal{L}(H|G)}{\partial H} \right|_{H=G} \neq 0. \quad (16)$$

If this is not the case, it will lead to a contradiction. Let $\mathcal{K}(H|G) = \mathcal{J}_c^\lambda(H) - \mathcal{L}(H|G)$ where $\mathcal{L}(H|G)$ is a function majorizes $\mathcal{J}_c^\lambda(H)$ at G . Note that $\mathcal{K}(H|G)$ is maximized when $H = G$. This implies

$$\left. \frac{\partial \mathcal{K}(H|G)}{\partial H} \right|_{H=G} = 0. \quad (17)$$

From the fact that $\mathcal{J}_c^\lambda(H) = \mathcal{K}(H|G) + \mathcal{L}(H|G)$, we get

$$\left. \frac{\partial \mathcal{J}_c^\lambda(H)}{\partial H} \right|_{H=G} = \left. \frac{\partial \mathcal{K}(H|G)}{\partial H} \right|_{H=G} + \left. \frac{\partial \mathcal{L}(H|G)}{\partial H} \right|_{H=G}.$$

Hence, if (16) were not true, we would find

$$\left. \frac{\partial \mathcal{J}_c^\lambda(H)}{\partial H} \right|_{H=G} = 0$$

which implies G is a stationary point of $\mathcal{J}_c^\lambda(\cdot)$. This contradicts the assumption that $G \notin \Gamma$. Hence, (16) must be true.

When (16) is true, there must exist an H , such that

$$\mathcal{L}(H|G) < \mathcal{L}(G|G). \quad (18)$$

Without loss of generality, we have $H \in \mathcal{A}(G)$. Hence,

$$\mathcal{J}_c^\lambda(H) \leq \mathcal{L}(H|G) < \mathcal{L}(G|G) = \mathcal{J}_c^\lambda(G)$$

with inequalities hold respectively due to definition of majorization function, inequality (18), and definition of majorization function. An intuitive illustration of this inequality is given in Figure 4. This completes the proof.

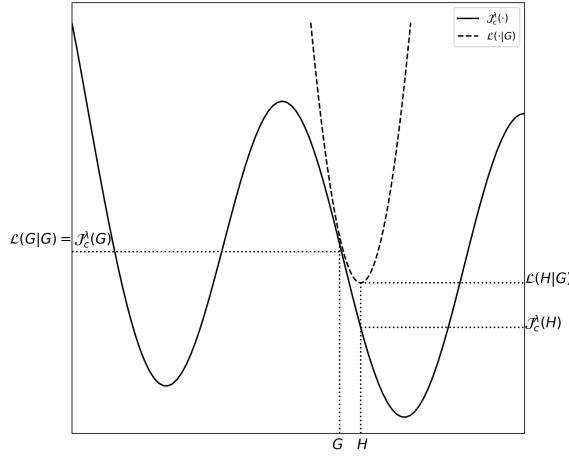


Figure 4. An illustration of function $\mathcal{L}(H|G)$ majorizes function $\mathcal{J}_c^\lambda(H)$ at G .

Condition 3: We now verify that \mathcal{A} is a closed point-to-set map over the complement of Γ . Let $G^* \in S \setminus \Gamma$ be any mixing distribution. Suppose $G_t \in S \setminus \Gamma$ and $G_t \rightarrow G^*$ and suppose that $H_t \in \arg \min_H \mathcal{L}(H|G_t)$ and $H_t \rightarrow H^*$. Let us show

$$\mathcal{L}(H^*|G^*) \leq \mathcal{L}(G^*|G^*)$$

for any $G \in S$. This conclusion follows from the fact that

$$\mathcal{L}(H_t|G_t) \leq \mathcal{L}(G_t|G_t)$$

and $\mathcal{L}(H|G)$ is continuous both in H and G . This completes the proof.

Continuity of $\mathcal{J}_c^\lambda(G)$: Let the cost function $c(\cdot, \cdot)$ be a continuous function, and

$$\mathcal{F}(\pi, G) = \langle \pi, C_{FG} \rangle - \lambda \mathcal{H}(\pi).$$

Clearly $\mathcal{F}(\pi, G)$ is continuous in both π and G . At the same time, the space of π , $\Pi_1(\mathbf{w}_F)$, is compact. These properties ensure that $\mathcal{J}_c^\lambda(G) = \inf_{\pi \in Y} \mathcal{F}(\pi, G)$ is continuous in G .

B. Experiment

In this section, we describe the choice of initial values in Section B.1, we give a brief introduction of the belief propagation in Section B.2, and in Section B.3 we present the parameter specification of the experiment in Section 4.2. The experiments are implemented with Python on a desktop PC.

B.1. Choice of Initial Values

Recall that we formulate the Gaussian Mixture Reduction (GMR) problem as an optimization problem where the composite transportation distance between two mixtures is minimized. Since the objective function has many local minima, the choice of the initial value for any iterative algorithm is an important issue. To enhance the chance of finding a good solution, we use multiple initial values based on various considerations and choose the final reduced mixture to be the one with the lowest value of the objective function. One set of initial values are outputs of the greedy algorithms in [Salmond \(1990\)](#); [Williams & Maybeck \(2006\)](#); [Runnalls \(2007\)](#); [Assa & Plataniotis \(2018\)](#). The other set of initial values use the outputs of the *k-means* algorithm. We generate a sample of size 10000 from the mixture to be reduced and apply the *k-means* algorithm to partition these samples into M clusters. We choose the initial Gaussian mixture with component means being the centers of these M clusters and covariances to be the identity matrix.

B.2. Belief Propagation

A graph consists of a node set \mathcal{V} and an undirected edge set \mathcal{E} made of pairs of nodes that are related. A probabilistic graphical model associates each node with a random variable, say X_i , and assumes that the joint density function of the random vector $X = \{X_i : i \in \mathcal{V}\}$ can be factorized into

$$p(x) \propto \prod_{(i,j) \in \mathcal{E}} \psi_{ij}(x_i, x_j) \prod_{i \in \mathcal{V}} \psi_i(x_i)$$

for some non-negative valued functions $\psi_{ij}(\cdot, \cdot)$ and $\psi_i(\cdot)$. We call $\psi_{ij}(\cdot, \cdot)$ and $\psi_i(\cdot)$ local potential and local evidence potential respectively.

The *Belief propagation* (BP) is an iterative algorithm used to compute the marginal distributions based on the graphical model. Let the neighborhood of a node i be denoted as $\Gamma(i) := \{j : (i, j) \in \mathcal{E}\}$. Let $m_{ij}^{(0)}(\cdot)$ be a set of initial functions, also called messages. At the n th iteration of the BP algorithm, we update the message $m_{ij}^{(n-1)}(\cdot)$ by

$$m_{ji}^{(n)}(x_i) \propto \int \psi_{ij}(x_i, x_j) \psi_j(x_j) \prod_{k \in \Gamma(j) \setminus i} m_{kj}^{(n-1)}(x_j) dx_j.$$

The belief, which is the approximate marginal density function of the random variable associated with node i , is updated as

$$q_i^{(n)}(x_i) \propto \psi_i(x_i) \prod_{j \in \Gamma(i)} m_{ji}^{(n)}(x_j).$$

The messages and beliefs are updated until convergence. For tree-structured graphs, the beliefs will converge to the true marginals. The closed-form outcome of the messages generally do not exist with some exceptions. When local potentials and local evidence potentials are the density functions of finite Gaussian mixtures, the updated messages and beliefs are also density functions of Gaussian mixtures. However, the number of components in the message and belief increases exponentially with number of iterations. To make the computation possible within a reasonable amount of time, the GMR is used to approximate the message and belief to prevent the order of the mixture from exploding.

B.3. Parameter Specification

The three mixtures used in the experiment in Section 4.2 have their parameters specified as follows. Denote $\mu(r, \theta) = r(\cos \theta, \sin \theta)^T$, and

$$\Sigma(\lambda_1, \lambda_2, \theta) = \begin{pmatrix} \cos \theta & -\sin \theta \\ \sin \theta & \cos \theta \end{pmatrix} \begin{pmatrix} \lambda_1 & 0 \\ 0 & \lambda_2 \end{pmatrix} \begin{pmatrix} \cos \theta & -\sin \theta \\ \sin \theta & \cos \theta \end{pmatrix}^T.$$

The first mixture in Section 4.2 has 8 components: their means are given by

$$\{\mu(\sqrt{2}, \pi/4), \mu(\sqrt{2}, 3\pi/4), \mu(\sqrt{2}, 5\pi/4), \mu(\sqrt{2}, 7\pi/4)\}$$

crossed with two covariance matrices $\Sigma(1, 0.01, 0)$ and $\Sigma(1, 0.01, \pi/2)$. The mixing weights are all equal to 1/8.

The second mixture in Section 4.2 has 32 components: their means are given by

$$\{\mu(1, 2\pi k/16), \mu(1.5, 2\pi k/16); k = 0, 1, \dots, 15\}$$

crossed with covariance matrices

$$\{\Sigma(0.1, 0.01, 2\pi k/16); k = 0, 1, \dots, 15\}.$$

The mixing weights are all equal to $1/32$.

The third mixture in Section 4.2 has 18 components: they all have $\mathbf{0}$ mean vector, with covariance matrices

$$\{\Sigma(0.001, 1, \pi k/6), \Sigma(0.01, 1, \pi k/6), \Sigma(0.1, 1, \pi k/6); k = 0, 1, \dots, 5\}.$$

The mixing weights are all equal to $1/18$.