

A systematic approach to realising quantum filters for high-precision measurements using network synthesis theory

Joe Bentley,¹ Hendra Nurdin,² Yanbei Chen,³ and Haixing Miao¹

¹*Institute for Gravitational Wave Astronomy, School of Physics and Astronomy, University of Birmingham, Birmingham B15 2TT, United Kingdom*

²*School of Electrical Engineering and Telecommunications, University of New South Wales, Sydney 2052, Australia*

³*Theoretical Astrophysics 350-17, California Institute of Technology, Pasadena, California 91125, USA*

(Dated: April 30, 2022)

We develop a systematic approach to the realisation of active quantum filters directly from their frequency-domain transfer functions, utilising a set of techniques developed by the quantum control community. This opens the path to the development of new types of active quantum filters for high-precision measurements. As an illustration, the approach is applied to realise an all-optical unstable filter with broadband anomalous dispersion, proposed for enhancing the quantum-limited sensitivity of laser interferometric gravitational-wave detectors.

Introduction — In high-precision measurements, our understanding of physics is predominantly limited by quantum noise, arising due to the fundamental quantum fluctuations of the probing fields [1–4]. This is particularly true for advanced gravitational-wave (GW) detectors such as Advanced LIGO [5], Advanced Virgo [6] and KAGRA [7], as well as next-generation detectors [8–11]. Quantum and classical noises are also limiting factors in quantum optomechanical experiments [12–21] and searches for new physics [22–33]. To achieve a maximal signal-to-noise ratio, we need to engineer the frequency-dependent response of the measurement devices. Quantum (optical) filters are designed for this purpose, the simplest example of which is an optical cavity. Such a device can enhance the signal response in resonant detection schemes, and also shape how the quantum noises enter the system, e.g., the frequency-dependent squeezing scheme proposed for laser interferometric GW detectors [34–41].

Until now, formulating a physical realisation of a given quantum filter required a combination of intuition and prior experience. Constraints on the dynamics of active and passive physically realisable quantum systems have previously been established [42–45]. In this paper, we present an approach to systematically realising quantum filters for high-precision measurements directly from their frequency-domain transfer functions. This technique builds upon a general formalism for describing linear stochastic quantum networks and the synthesis of such networks, recently developed by the quantum control community [46–55]. It has powerful implications on how active quantum filters are designed, making the realisation of filters with arbitrarily complicated frequency responses a possibility.

As an illustration, our approach will be used to derive an all-optical realisation of a highly non-trivial anomalous-dispersion filter, known as an *unstable filter* [56]. Such a device can be used to broaden the bandwidth of an advanced GW detector without sacrificing its

peak sensitivity [56–70]. The system is unusual because it seemingly violates the Kramers-Kronig relations which imply that a stable anomalous-dispersion filter without absorption violates causality, however since this system is dynamically unstable this restriction does not apply [71–74]. Specifically, it has a frequency-domain transfer function given by

$$G(s) = \frac{s - s_0}{s + s_0}, \quad (1)$$

where $s \equiv i\Omega$ and $s_0 = \gamma_{\text{neg}}$ is a characteristic frequency quantifying the anomalous (negative) dispersion. The systematic procedure for finding its physical realisation is illustrated in Fig. 1, starting from the transfer function, inferring a physically realisable state-space model, and then developing the physical realisation in terms of optical components.

Systematic approach — The process to find a physical realisation from a given set of transfer functions is general to multi-input multi-output lossless linear quantum systems; losses and other noise sources can be added later by augmenting the state space.

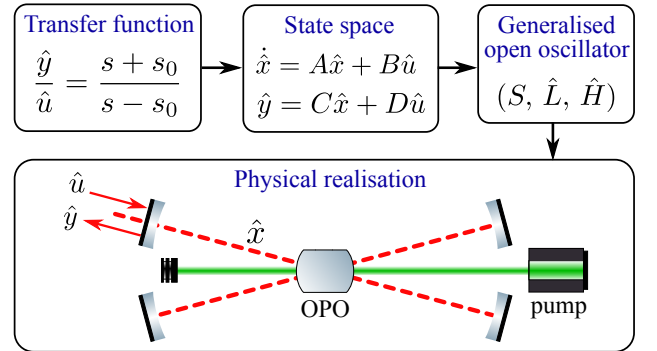


FIG. 1. Flowchart showing the steps in constructing the physical realisation of an anomalous dispersion filter starting from its frequency-domain transfer function.

Our starting point is the frequency-domain transfer function matrix, defined as ratio of the Laplace transform of the system outputs $\hat{y}(s)$ to its inputs $\hat{u}(s)$:

$$\mathbf{G}(s) = C(-sI - A)^{-1}B + D, \quad G_{ij}(s) \equiv \frac{\hat{y}_i(s)}{\hat{u}_j(s)}, \quad (2)$$

where (A, B, C, D) are the system matrices as defined below, and I is the identity matrix. The Laplace transform is defined as $f(s) = \int_0^\infty e^{+st} f(t) dt$. If the $G_{ij}(s)$ are given in pole-zero form (i.e. as the ratio of two polynomials in s) then a state-space representation can be found [75–79]:

$$\dot{\hat{x}} = A\hat{x} + B\hat{u}, \quad (3)$$

$$\hat{y} = C\hat{x} + D\hat{u}. \quad (4)$$

Here $\hat{x} \in \mathbb{L}^{2n \times 1}$ (\mathbb{L} being the space of linear operators on the relevant Hilbert space \mathcal{H}) is a vector of conjugate operator pairs representing the internal n degrees of freedom of the system, $\hat{u} \in \mathbb{L}^{2m \times 1}$ is the vector of m system inputs, and $\hat{y} \in \mathbb{L}^{2m \times 1}$ is the vector of m system outputs. The matrix $A \in \mathbb{C}^{2n \times 2n}$ describes the internal dynamics of the system, $B \in \mathbb{C}^{2n \times 2m}$ describes the coupling of the input into the system, $C \in \mathbb{C}^{2m \times 2n}$ describes the coupling of the system to the output, and $D \in \mathbb{C}^{2m \times 2m}$ describes the “direct-feed” of the input into the output. (A, B, C, D) are together called the *system matrices*.

The system is called *physically realisable* if under the symplectic evolution of the system the commutation relations are preserved [47]:

$$\forall i, j \quad d[\hat{x}_i, \hat{x}_j] = 0, \quad [\hat{y}_i(t), \hat{y}_j^\dagger(t')] = \delta(t - t') \delta_{ij}, \quad (5)$$

where the differential is treated using the quantum Itô rule, meaning that the cross-products of the differentials of the operators must be calculated [80–82]. The conditions on the system matrices for all evolutions to preserve these commutation relations are found by using Eqs. (3) and (4) to calculate $d\hat{x}_i$ in Eq. (5) for a time period dt . For an n degree-of-freedom system described using complex mode operators such that the state is $\hat{x} = (\hat{a}_1, \hat{a}_1^\dagger; \dots; \hat{a}_n, \hat{a}_n^\dagger)^T$ the constraints on the system matrices are given by

$$AJ + JA^\dagger + BJB^\dagger = 0, \quad (6)$$

$$JC^\dagger + BJD^\dagger = 0, \quad (7)$$

where $J = \text{diag}(1, -1; \dots; 1, -1)$ [83]. See Appendix A of [48] for a proof of these constraints.

However, the conventional procedure outlined in Refs. [75, 77] for transforming the transfer function to a state-space model may lead to an (A', B', C', D') that does not satisfy Eqs. (6) and (7) and therefore not be physically realisable. We find a step allowing us to transform (A', B', C', D') to a physically realisable counterpart. It is achieved by looking for a Hermitian matrix X

that obeys the following constraints:

$$A'X + X(A')^\dagger + B'J(B')^\dagger = 0, \quad (8)$$

$$X(C')^\dagger + B'J(D')^\dagger = 0. \quad (9)$$

This matrix X can be written in the form of a similarity transformation $X = TJT^\dagger$. It can then be applied via $A = T^{-1}A'T$, $B = T^{-1}B'$, $C = C'T$, $D = D'$ to find the physically realisable state-space (A, B, C, D) . The existence of T is guaranteed by the symplectic condition imposed on any physically realisable transfer matrix $\mathbf{G}(s)$ and direct-feed matrix D [84]:

$$\mathbf{G}^\dagger(s^*)J\mathbf{G}(-s) = J, \quad DJD^\dagger = J. \quad (10)$$

After obtaining the physically realisable (A, B, C, D) , as shown in [47] for an n degree-of-freedom system, there is a one-to-one correspondence between (A, B, C, D) and a generalised open oscillator quantified by (S, \hat{L}, \hat{H}) [50–52]. The scattering matrix S describes the transformation of the input fields through a passive network. The coupling operator $\hat{L} = K\hat{x}$ where $K \in \mathbb{C}^{m \times 2n}$ describes the coupling between the input and output fields and the internal degrees of freedom. The internal system Hamiltonian $\hat{H} = \hat{x}^\dagger R \hat{x}$ where $R = R^T \in \mathbb{R}^{2n \times 2n}$ describes the internal system dynamics. Specifically we have

$$S = D, \quad K = D^{-1}C, \quad R = \frac{i}{4} (JA - A^\dagger J), \quad (11)$$

where R is derived in the supplementary material. Note that systems consisting of more than one internal degree-of-freedom must first be sub-divided into separate one degree-of-freedom systems coupled via direct interaction Hamiltonians via the main synthesis theorem proved in [52]. These systems can then be systematically realised by connecting the individual one degree-of-freedom systems in series, and overlapping them accordingly [85].

Illustrative example: an unstable filter — Since the transfer function shown in Eq. (1) is first order in frequency s , only one internal degree of freedom is required, so that \hat{x} has two elements: $\hat{x}_1 = \hat{a}$, $\hat{x}_2 = \hat{a}^\dagger$, and similarly for \hat{u} and \hat{y} . In terms of a transfer-function matrix, Eq. (1) can be written as

$$\mathbf{G}(s) = \frac{s - s_0}{s + s_0} \begin{bmatrix} 1 & 0 \\ 0 & 1 \end{bmatrix}. \quad (12)$$

To simplify the notation, we define a dimensionless s (and the corresponding time) which is normalised with respect to $s_0/2 = \gamma_{\text{neg}}/2$ (a factor of 2 for convenience), namely $s \rightarrow (s_0/2)s$. A corresponding state-space model is given by

$$\begin{bmatrix} \dot{\hat{a}} \\ \dot{\hat{a}}^\dagger \end{bmatrix} = \begin{bmatrix} 2 & 0 \\ 0 & 2 \end{bmatrix} \begin{bmatrix} \hat{a} \\ \hat{a}^\dagger \end{bmatrix} + \begin{bmatrix} \hat{u} \\ \hat{u}^\dagger \end{bmatrix}, \quad (13)$$

$$\begin{bmatrix} \hat{y} \\ \hat{y}^\dagger \end{bmatrix} = \begin{bmatrix} 4 & 0 \\ 0 & 4 \end{bmatrix} \begin{bmatrix} \hat{a} \\ \hat{a}^\dagger \end{bmatrix} + \begin{bmatrix} \hat{u} \\ \hat{u}^\dagger \end{bmatrix}. \quad (14)$$

In this case, one can find that the matrix T which transforms the above state-space model to the physically realisable one is given by

$$T = \frac{1}{2} \begin{bmatrix} 0 & -1 \\ 1 & 0 \end{bmatrix}. \quad (15)$$

The resulting state-space model is

$$A = \begin{bmatrix} 2 & 0 \\ 0 & 2 \end{bmatrix}, B = \begin{bmatrix} 0 & 2 \\ -2 & 0 \end{bmatrix}, C = \begin{bmatrix} 0 & -2 \\ 2 & 0 \end{bmatrix}, D = I, \quad (16)$$

which obey Eqs. (6) and (7) by construction.

Eq. (11) can now be used to calculate the scattering matrix, input-output coupling, and internal Hamiltonian for the unstable filter. We have

$$S = I, K = \begin{bmatrix} 0 & -2 \end{bmatrix}, R = 0. \quad (17)$$

This implies that there is no input scattering with $S = I$, and $\hat{L} = -2\hat{a}^\dagger$, and there is no detuning or internal squeezing of the cavity mode with $R = 0$.

As shown in Ref. [52] and earlier in Ref. [86], a coupling operator of the form $\hat{L} = \beta\hat{a}^\dagger$ can be realised by indirectly coupling the mode \hat{a} to the external continuum fields \hat{u} and \hat{y} via an auxiliary mode \hat{b} through a non-degenerate parametric amplification process. This auxiliary mode \hat{b} will later be adiabatically eliminated. Applying to our case, we construct the system shown in Fig. 1. It simply consists of two tuned cavities coupled via a $\chi^{(2)}$ non-linear crystal, labelled OPO (optical parametric oscillator), pumped by a classical pump field, labelled pump. One of the cavities is coupled to the external fields. Specifically, we have

$$\hat{H}_{ab} = -\hbar\sqrt{s_0}\gamma(\hat{a}^\dagger\hat{b}^\dagger + \hat{a}\hat{b}), \quad (18)$$

$$\hat{H}_{\text{ext}} = -i\hbar\sqrt{\gamma}(\hat{b}\hat{c}_{\text{ext}}^\dagger - \hat{b}^\dagger\hat{c}_{\text{ext}}). \quad (19)$$

The interaction Hamiltonian \hat{H}_{ab} describes the coupling of both cavity modes \hat{a} and \hat{b} via the OPO. As shown in the supplemental material, the coupling rate $\sqrt{s_0}\gamma$ is equal to $rc/(2L_b)$, where r is the single-pass squeezing factor of the crystal and L_b is the length of the auxiliary cavity. As an order of magnitude estimate for implementation in a laser interferometer with arm length of $L_{\text{arm}} = 4 \text{ km}$ (where $s_0 \equiv \gamma_{\text{neg}} = c/L_{\text{arm}}$ [56]), the required squeezing factor is

$$r = 7.7 \times 10^{-5} \sqrt{\frac{T_b}{100 \text{ ppm}}} \sqrt{\frac{L_b}{24 \text{ cm}}} \sqrt{\frac{4 \text{ km}}{L_{\text{arm}}}}. \quad (20)$$

The Hamiltonian \hat{H}_{ext} describes the coupling between the auxiliary mode \hat{b} and the external continuum field \hat{c}_{ext} , which is related to the input and output operators via $\hat{u} \equiv \hat{c}_{\text{ext}}(t = 0_-)$ and $\hat{y} \equiv \hat{c}_{\text{ext}}(t = 0_+)$ [15, 87]. The coupling rate γ is defined as $T_b c/(4L_b)$ where T_b is the input mirror transmissivity. Eq. (1) can then be

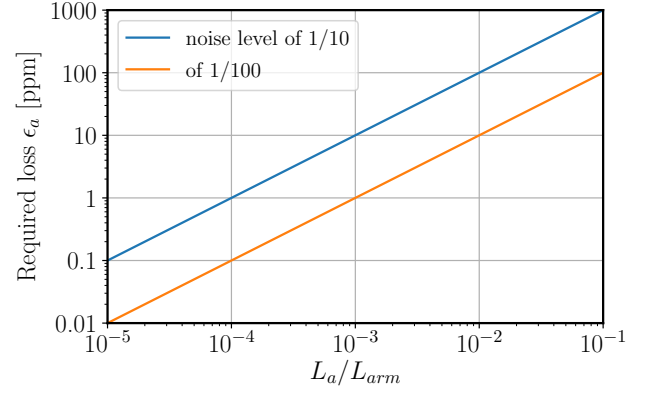


FIG. 2. Required total \hat{a} cavity loss ϵ_a as a function of ratio of \hat{a} cavity length to arm cavity length L_a/L_{arm} for the cases where the noise power contribution at $\Omega = 0$ due to \hat{n}_a is a tenth of that of the signal power (blue line) and a hundred (orange line).

recovered by solving the resulting Heisenberg equations of motion in the frequency domain, and then applying the approximation $\gamma \gg \Omega$, the so-called “resolved-sideband regime”, which effectively adiabatically eliminates \hat{b} [52].

In the supplemental material, we include the effect of optical loss for the realistic implementation. We found that the noise contribution from the auxiliary cavity loss is insignificant compared to the contribution from the \hat{a} cavity loss. The resulting input-output relation including the optical loss is given by

$$\hat{y} \approx \frac{\Omega + i(\gamma_a^\epsilon + s_0)}{\Omega + i(\gamma_a^\epsilon - s_0)} \hat{u} + \frac{2\sqrt{s_0}\gamma_a^\epsilon}{\Omega + i(\gamma_a^\epsilon - s_0)} \hat{n}_a^\dagger, \quad (21)$$

where $\gamma_a^\epsilon = \epsilon_a c/(4L_a)$ with ϵ_a being the total optical loss in the \hat{a} cavity and L_a being the cavity length, and \hat{n}_a is the corresponding vacuum noise process. The distortion of the transfer function due to γ_a^ϵ is on the order of γ_a^ϵ/s_0 , while the noise term is on the order of $\sqrt{\gamma_a^\epsilon/s_0}$ and is therefore more significant.

The above input-output relation takes the same form as the optomechanical case [56] if we view \hat{n}_a as the thermal noise of the mechanical oscillator. In contrast, in this case the loss n_a is sourced by the quantum vacuum and so it only has vacuum fluctuations, equivalent to a mechanical oscillator at environmental temperature $T_{\text{env}} = 0$. Therefore the strict thermal requirements of the optomechanical unstable filter are avoided. Instead vacuum fluctuations are injected due to losses in the mirrors and the non-linear crystal. The required loss to achieve low noise as a function of \hat{a} cavity length is shown in Fig. 2. As we can see, given an interferometer arm length of $L_{\text{arm}} = 4 \text{ km}$, a loss per unit length of $\epsilon_a/L_a = 25 \text{ ppm m}^{-1}$ is required to achieve a 1/10 noise contribution, which is already achievable with state-of-the-art optics [88, 89].

Acknowledgements — We would like to thank Rana Adhikari, Denis Martynov, Naoki Yamamoto, LIGO AIC, and QNWG for fruitful discussions. J.B. is supported by STFC and School of Physics and Astronomy at the University of Birmingham. J.B. and H.M. acknowledge the additional support from the Birmingham Institute for Gravitational Wave Astronomy. H.M. has also been supported by UK STFC Ernest Rutherford Fellowship (Grant No. ST/M005844/11). Y.C. is supported by NSF Grants PHY-1708212 and PHY-1404569 and PHY-1708213 and the Brinson Foundation.

-
- [1] V. B. Braginsky and F. Y. Khalili, *Quantum Measurement*, edited by K. S. Thorne (Cambridge University Press, Cambridge, 1992).
 - [2] C. M. Caves, Quantum-Mechanical Radiation-Pressure Fluctuations in an Interferometer, *Phys. Rev. Lett.* **45**, 75 (1980).
 - [3] C. W. Gardiner and P. Zoller, *Quantum noise* (Springer, 2004) p. 450.
 - [4] A. A. Clerk, M. H. Devoret, S. M. Girvin, F. Marquardt, and R. J. Schoelkopf, Introduction to quantum noise, measurement, and amplification, *Rev. Mod. Phys.* **82**, 1155 (2010).
 - [5] J. Aasi, B. P. Abbott, R. Abbott, *et al.*, Advanced LIGO, *Class. Quantum Grav.* **32**, 074001 (2015).
 - [6] F. Acernese, M. Agathos, K. Agatsuma, *et al.*, Advanced Virgo: A second-generation interferometric gravitational wave detector, *Class. Quantum Grav.* **32**, 024001 (2015).
 - [7] T. Akutsu, M. Ando, K. Arai, *et al.*, KAGRA: 2.5 generation interferometric gravitational wave detector, *Nat. Astron.* **3**, 35 (2019).
 - [8] M. Punturo, M. Abernathy, F. Acernese, *et al.*, The Einstein Telescope: A third-generation gravitational wave observatory, *Class. Quantum Grav.* **27**, 194002 (2010).
 - [9] M. Punturo, M. Abernathy, F. Acernese, *et al.*, The third generation of gravitational wave observatories and their science reach, *Class. Quantum Grav.* **27**, 084007 (2010).
 - [10] S. Hild, M. Abernathy, F. Acernese, *et al.*, Sensitivity studies for third-generation gravitational wave observatories, *Class. Quantum Grav.* **28**, 094013 (2011).
 - [11] B. P. Abbott, R. Abbott, T. D. Abbott, *et al.*, Exploring the sensitivity of next generation gravitational wave detectors, *Class. Quantum Grav.* **34**, 044001 (2017).
 - [12] W. Marshall, C. Simon, R. Penrose, and D. Bouwmeester, Towards quantum superpositions of a mirror, *Phys. Rev. Lett.* **91**, 130401 (2003).
 - [13] H. Müller-Ebhardt, H. Rehbein, R. Schnabel, K. Danzmann, and Y. Chen, Entanglement of macroscopic test masses and the standard quantum limit in laser interferometry, *Phys. Rev. Lett.* **100**, 013601 (2008).
 - [14] O. Romero-Isart, A. C. Pflanzer, F. Blaser, R. Kaltenbaek, N. Kiesel, M. Aspelmeyer, and J. I. Cirac, Large quantum superpositions and interference of massive nanometer-sized objects, *Phys. Rev. Lett.* **107**, 020405 (2011).
 - [15] Y. Chen, Macroscopic quantum mechanics: Theory and experimental concepts of optomechanics, *J. Phys. B: At. Mol. Opt. Phys.* **46**, 104001 (2013).
 - [16] M. Aspelmeyer, T. J. Kippenberg, and F. Marquardt, Cavity optomechanics, *Rev. Mod. Phys.* **86**, 1391 (2014).
 - [17] Y. Michimura, Y. Kuwahara, T. Ushiba, N. Matsumoto, and M. Ando, Optical levitation of a mirror for reaching the standard quantum limit, *Opt. Express* **25**, 13799 (2017).
 - [18] S. B. Cataño-Lopez, K. Edamatsu, and N. Matsumoto, High Q mg-scale monolithic pendulum for quantum-limited gravity measurements, *arXiv:1912.12567 [quant-ph]* (2019).
 - [19] Y. Y. Fein, P. Geyer, P. Zwick, F. Kialka, S. Pedalino, M. Mayor, S. Gerlich, and M. Arndt, Quantum superposition of molecules beyond 25 kDa, *Nat. Phys.* **15**, 1242 (2019).
 - [20] K. Komori, Y. Enomoto, C. P. Ooi, Y. Miyazaki, N. Matsumoto, V. Sudhir, Y. Michimura, and M. Ando, Atto-Nm Torque Sensing with a Macroscopic Optomechanical Torsion Pendulum, *arXiv:1907.13139 [quant-ph]* (2019).
 - [21] N. Matsumoto, S. B. Cataño-Lopez, M. Sugawara, S. Suzuki, N. Abe, K. Komori, Y. Michimura, Y. Aso, and K. Edamatsu, Demonstration of Displacement Sensing of a mg-Scale Pendulum for mm- and mg-Scale Gravity Measurements, *Phys. Rev. Lett.* **122**, 71101 (2019).
 - [22] P. Sikivie, Experimental tests of the “invisible” axion, *Phys. Rev. Lett.* **51**, 1415 (1983).
 - [23] S. J. Asztalos, G. Carosi, C. Hagmann, *et al.*, SQUID-based microwave cavity search for dark-matter axions, *Phys. Rev. Lett.* **104**, 041301 (2010).
 - [24] S. J. Asztalos, G. Carosi, C. Hagmann, *et al.*, Design and performance of the ADMX SQUID-based microwave receiver, *Nucl. Instrum. Meth. A* **656**, 39 (2011).
 - [25] I. Obata, T. Fujita, and Y. Michimura, Optical Ring Cavity Search for Axion Dark Matter, *Phys. Rev. Lett.* **121**, 161301 (2018).
 - [26] W. Derocco and A. Hook, Axion interferometry, *Phys. Rev. D* **98**, 35021 (2018).
 - [27] D. Carney, A. Hook, Z. Liu, J. M. Taylor, and Y. Zhao, Ultralight dark matter detection with mechanical quantum sensors, *arXiv:1908.04797 [hep-ph]* (2019).
 - [28] D. Martynov and H. Miao, Quantum-enhanced interferometry for axion searches, *arXiv:1911.00429 [physics.ins-det]* (2019).
 - [29] K. Nagano, T. Fujita, Y. Michimura, and I. Obata, Axion dark matter search with interferometric gravitational wave detectors, *Phys. Rev. Lett.* **123**, 111301 (2019).
 - [30] Y. Michimura, Y. Oshima, T. Watanabe, T. Kawasaki, H. Takeda, M. Ando, K. Nagano, I. Obata, and T. Fujita, DANCE: Dark matter Axion search with riNg Cavity Experiment, *arXiv:1911.05196 [physics.ins-det]* (2019).
 - [31] H. Liu, B. D. Elwood, M. Evans, and J. Thaler, Searching for axion dark matter with birefringent cavities, *Phys. Rev. D* **100**, 23548 (2019).
 - [32] Y. Michimura, N. Matsumoto, N. Ohmae, W. Kokuyama, Y. Aso, M. Ando, and K. Tsubono, New limit on lorentz violation using a double-pass optical ring cavity, *Phys. Rev. Lett.* **110**, 200401 (2013).
 - [33] Y. Michimura, M. Mewes, N. Matsumoto, Y. Aso, and M. Ando, Optical cavity limits on higher order Lorentz violation, *Phys. Rev. D* **88**, 111101 (2013).
 - [34] H. J. Kimble, Y. Levin, A. B. Matsko, K. S. Thorne, and S. P. Vyatchanin, Conversion of conventional gravitational-wave interferometers into quantum non-demolition interferometers by modifying their input and/or output optics, *Phys. Rev. D* **65**, 022002 (2001).

- [35] The LIGO Scientific Collaboration, A gravitational wave observatory operating beyond the quantum shot-noise limit: Squeezed light in application, *Nat. Phys.* **7**, 962 (2011).
- [36] J. Aasi, J. Abadie, B. P. Abbott, *et al.*, Enhanced sensitivity of the LIGO gravitational wave detector by using squeezed states of light, *Nat. Photonics* **7**, 613 (2013).
- [37] H. Grote, K. Danzmann, K. L. Dooley, R. Schnabel, J. Slutsky, and H. Vahlbruch, First long-term application of squeezed states of light in a gravitational-wave observatory, *Phys. Rev. Lett.* **110**, 181101 (2013).
- [38] C. Affeldt, K. Danzmann, K. L. Dooley, *et al.*, Advanced techniques in GEO 600, *Class. Quantum Grav.* **31**, 224002 (2014).
- [39] L. Barsotti, J. Harms, and R. Schnabel, Squeezed vacuum states of light for gravitational wave detectors, *Rep. Prog. Phys.* **82**, 016905 (2019).
- [40] F. Acernese, M. Agathos, L. Aiello, *et al.*, Increasing the Astrophysical Reach of the Advanced Virgo Detector via the Application of Squeezed Vacuum States of Light, *Phys. Rev. Lett.* **123**, 231108 (2019).
- [41] M. Tse, H. Yu, N. Kijbunchoo, *et al.*, Quantum-Enhanced Advanced LIGO Detectors in the Era of Gravitational-Wave Astronomy, *Phys. Rev. Lett.* **123**, 231107 (2019).
- [42] H. I. Nurdin, On synthesis of linear quantum stochastic systems by pure cascading, *IEEE T. Automat. Contr.* **55**, 2439 (2010).
- [43] H. I. Nurdin, S. Grivopoulos, and I. R. Petersen, The transfer function of generic linear quantum stochastic systems has a pure cascade realization, *Automatica* **69**, 324 (2016).
- [44] S. Grivopoulos, H. I. Nurdin, and I. R. Petersen, On transfer function realizations for Linear Quantum Stochastic Systems, *IEEE Decis. Contr. P.* **110100020**, 4552 (2016).
- [45] S. Grivopoulos and I. Petersen, Linear Quantum System Transfer Function Realization Using Static Networks for Input/Output Processing and Feedback, *SIAM J. Control. Optim.* **55**, 3349 (2017).
- [46] J. Gough and M. R. James, The series product and its application to quantum feedforward and feedback networks, *IEEE T. Automat. Contr.* **54**, 2530 (2009).
- [47] M. R. James, H. I. Nurdin, and I. R. Petersen, H^∞ control of linear quantum stochastic systems, *IEEE T. Automat. Contr.* **53**, 1787 (2008).
- [48] J. E. Gough, M. R. James, and H. I. Nurdin, Squeezing components in linear quantum feedback networks, *Phys. Rev. A* **81**, 023804 (2010).
- [49] J. Gough and M. R. James, Quantum feedback networks: Hamiltonian formulation, *Comm. Math. Phys.* **287**, 1109 (2009).
- [50] N. Tezak, A. Niederberger, D. S. Pavlichin, G. Sarma, and H. Mabuchi, Specification of photonic circuits using quantum hardware description language, *Philos. T. R. Soc. A* **370**, 5270 (2012).
- [51] J. Combes, J. Kerckhoff, and M. Sarovar, The SLH framework for modeling quantum input-output networks, *Advances in Physics: X* **2**, 784 (2017).
- [52] H. I. Nurdin, M. R. James, and A. C. Doherty, Network Synthesis of Linear Dynamical Quantum Stochastic Systems, *SIAM J. Control. Optim.* **48**, 2686 (2009).
- [53] H. Nurdin, Synthesis of Linear Quantum Stochastic Systems via Quantum Feedback Networks, *IEEE T. Automat. Contr.* **55**, 1008 (2010).
- [54] H. I. Nurdin and N. Yamamoto, *Linear Dynamical Quantum Systems* (Springer, 2017).
- [55] I. R. Petersen, M. R. James, V. Ugrinovskii, and N. Yamamoto, A Systems Theory Approach to the Synthesis of Minimum Noise Phase-Insensitive Quantum Amplifiers, in *E. C. C.* (2018) pp. 3185–3190.
- [56] H. Miao, Y. Ma, C. Zhao, and Y. Chen, Enhancing the Bandwidth of Gravitational-Wave Detectors with Unstable Optomechanical Filters, *Phys. Rev. Lett.* **115**, 211104 (2015).
- [57] A. Wicht, K. Danzmann, M. Fleischhauer, M. Scully, G. Müller, and R. H. Rinkleff, White-light cavities, atomic phase coherence, and gravitational wave detectors, *Opt. Commun.* **134**, 431 (1997).
- [58] M. Müller, F. Homann, R. H. Rinkleff, A. Wicht, and K. Danzmann, Parametric dispersion in electromagnetically induced transparency, *Phys. Rev. A* **62**, 060501 (2000).
- [59] S. Wise, G. Mueller, D. Reitze, D. B. Tanner, and B. F. Whiting, Linewidth-broadened Fabry-Perot cavities within future gravitational wave detectors, *Class. Quantum Grav.* **21**, S1031 (2004).
- [60] G. S. Pati, M. Salit, K. Salit, and M. S. Shahriar, Demonstration of a tunable-bandwidth white-light interferometer using anomalous dispersion in atomic vapor, *Phys. Rev. Lett.* **99**, 133601 (2007).
- [61] H. N. Yum, J. Scheuer, M. Salit, P. R. Hemmer, and M. S. Shahriar, Demonstration of white light cavity effect using stimulated Brillouin scattering in a fiber loop, *J. Lightwave Technol.* **31**, 3865 (2013).
- [62] Y. Ma, H. Miao, C. Zhao, and Y. Chen, Quantum noise of a white-light cavity using a double-pumped gain medium, *Phys. Rev. A* **92**, 023807 (2015).
- [63] B. David, J. U. Li, Z. Chunnong, *et al.*, The next detectors for gravitational wave astronomy, *Sci. China Phys. Mech.* **58**, 120405 (2015).
- [64] H. Miao, H. Yang, and D. Martynov, Towards the design of gravitational-wave detectors for probing neutron-star physics, *Phys. Rev. D* **98**, 044044 (2018).
- [65] M. Page, J. Qin, J. La Fontaine, C. Zhao, L. Ju, and D. Blair, Enhanced detection of high frequency gravitational waves using optically diluted optomechanical filters, *Phys. Rev. D* **97**, 124060 (2018).
- [66] J. Bentley, P. Jones, D. Martynov, A. Freise, and H. Miao, Converting the signal-recycling cavity into an unstable optomechanical filter to enhance the detection bandwidth of gravitational-wave detectors, *Phys. Rev. D* **99**, 102001 (2019).
- [67] M. Zhou, Z. Zhou, and S. M. Shahriar, Quantum noise limits in white-light-cavity-enhanced gravitational wave detectors, *Phys. Rev. D* **92**, 082002 (2015).
- [68] M. Zhou and S. M. Shahriar, Optomechanical resonator as a negative dispersion medium for enhancing the sensitivity bandwidth in a gravitational-wave detector, *Phys. Rev. D* **98**, 22003 (2018).
- [69] M. A. Page, M. Goryachev, Y. Ma, C. D. Blair, L. Ju, D. G. Blair, M. E. Tobar, and C. Zhao, Gravitational wave detectors with broadband high frequency sensitivity, LIGO DCC (2019).
- [70] R. Shimazu and N. Yamamoto, Quantum functionalities via feedback amplification, [arXiv:1909.12822 \[quant-ph\]](https://arxiv.org/abs/1909.12822) (2019).
- [71] R. de L. Kronig, On the Theory of Dispersion of X-Rays,

- J. Opt. Soc. Am. **12**, 547 (1926).
- [72] J. S. Toll, Causality and the Dispersion Relation: Logical Foundations, *Physical Review* **104**, 1760 (1956).
- [73] A. Doyle, John and Francis, Bruce and Tannenbaum, *Feedback Control Theory*, 1st ed. (Macmillan Publishing Co., 1990) Chap. 6.
- [74] B. Hirschorn and M. E. Orazem, On the sensitivity of the kramers-kronig relations to nonlinear effects in impedance measurements, *J. Electrochem. Soc.* **156**, 345 (2009).
- [75] D. Luenberger, Canonical forms for linear multivariable systems, *IEEE T. Automat. Contr.* **12**, 290 (1967).
- [76] J. Ackermann and R. Bucy, Canonical minimal realization of a matrix of impulse response sequences, *Inform. Control* **19**, 224 (1971).
- [77] T. Kailath, *Linear Systems*, 1st ed. (Prentice-Hall, Inc., 1980) p. 31.
- [78] G. E. Antoniou, P. N. Paraskevopoulos, and S. J. Varoufakis, Minimal State-Space Realization of Factorable 2-D Transfer Functions, *IEEE T. Circuits Syst.* **35**, 1055 (1988).
- [79] An excellent primer to state-space representations of dynamical systems can be found in [90].
- [80] R. L. Hudson and K. R. Parthasarathy, Quantum Ito's formula and stochastic evolutions, *Comm. Math. Phys.* **93**, 301 (1984).
- [81] K. R. Parthasarathy, *An Introduction to Quantum Stochastic Calculus* (Birkhäuser Basel, Basel, 1992).
- [82] L. Bouten, R. Van Handel, and M. R. James, An Introduction to Quantum Filtering, *SIAM J. Control. Optim.* **46**, 2199 (2007).
- [83] As discussed in the supplementary material of this paper, this matrix takes a different form when using Hermitian observable quadrature operators. There the matrix is denoted by Ω .
- [84] A. J. Shaiju and I. R. Petersen, A frequency domain condition for the physical realizability of linear quantum systems, *IEEE T. Automat. Contr.* **57**, 2033 (2012).
- [85] Note that the approach is also entirely general to optomechanical systems, provided that the dynamics can be linearised.
- [86] H. M. Wiseman and G. J. Milburn, Quantum theory of field-quadrature measurements, *Phys. Rev. A* **47**, 642 (1993).
- [87] D. F. Walls and G. J. Milburn, *Quantum Optics*, 2nd ed. (Springer, 2008).
- [88] T. Isogai, J. Miller, P. Kwee, L. Barsotti, and M. Evans, Loss in long-storage-time optical cavities, *Opt. Express* **21**, 30114 (2013).
- [89] E. Oelker, T. Isogai, J. Miller, M. Tse, L. Barsotti, N. Mavalvala, and M. Evans, Audio-Band Frequency-Dependent Squeezing for Gravitational-Wave Detectors, *Phys. Rev. Lett.* **116**, 041102 (2016).
- [90] J. Bechhoefer, Feedback for physicists: A tutorial essay on control, *Rev. Mod. Phys.* **77**, 783 (2005).

Supplemental Material for “A systematic approach to realising quantum filters for high-precision measurements using network synthesis theory”

Joe Bentley, Hendra Nurdin, Yanbei Chen, and Haixing Miao

R MATRIX IN COMPLEX OPERATOR NOTATION

In this section the R matrix shown in Eq. (11) of the main text will be transformed from the real-quadrature form in Ref. [S1] to the complex ladder operator form.

The Hamiltonian in the real-quadrature form is given by

$$\hat{H} = \hat{x}_r^\dagger R_r \hat{x}_r, \quad (\text{S1})$$

where $\hat{x}_r = (\hat{q}_1, \hat{p}_1; \dots; \hat{q}_n, \hat{p}_n)^T$ are the real quadrature operators. The relation between R_r and the dynamical matrix A_r in the state-space model is given uniquely by,

$$R_r = \frac{1}{4} (-\Theta A_r + A_r^\dagger \Theta), \quad (\text{S2})$$

where,

$$\Theta = \text{diag}(\underbrace{\Theta_1, \dots, \Theta_1}_{n \text{ times}}) \in \mathbb{R}^{2n \times 2n}, \quad (\text{S3})$$

and,

$$\Theta_1 = \begin{bmatrix} 0 & 1 \\ -1 & 0 \end{bmatrix}. \quad (\text{S4})$$

The complex ladder operators are related to the real quadrature operators by $\hat{x} = (\hat{a}_1, \hat{a}_1^\dagger; \dots; \hat{a}_n, \hat{a}_n^\dagger)^T = U \hat{x}_r$, where,

$$U = \text{diag}(\underbrace{U_1, \dots, U_1}_{n \text{ times}}) \in \mathbb{C}^{2n \times 2n}, \quad (\text{S5})$$

where,

$$U_1 = \frac{1}{\sqrt{2}} \begin{bmatrix} 1 & i \\ 1 & -i \end{bmatrix}, \quad (\text{S6})$$

is the unitary transformation that converts from the real quadrature operators (\hat{q}, \hat{p}) to the complex ladder operators $(\hat{a}, \hat{a}^\dagger)$.

Note that we can write $\Theta = -iU^\dagger J U$, and that the relation between the dynamical matrix in the real quadrature picture and the complex ladder operators is given by $A = U^\dagger A_r U$, and recall that U is unitary. Substituting these facts into the expression for \hat{H} we get $\hat{H} = \hat{x}^\dagger R \hat{x}$ where,

$$R = \frac{i}{4} (J A - A^\dagger J). \quad (\text{S7})$$

Where J is defined in the main text.

RELATING THE COUPLING RATE TO THE SINGLE-PASS SQUEEZING FACTOR

To compare the coupling rate $\sqrt{s_0 \gamma}$ to the single-pass amplification factor r , we look at the degenerate case of the interaction Hamiltonian given in Eq. (18) of the main text,

$$\hat{H}_{\text{deg}} = -\hbar \sqrt{s_0 \gamma} [(\hat{a}^\dagger)^2 + \hat{a}^2]. \quad (\text{S8})$$

Solving the equation of motion in the frequency domain, the resulting input-output relation for the amplitude quadrature \hat{a}_1 in the two-photon formalism [S2, S3] is

$$\hat{a}_1^{\text{out}}(\Omega) = \frac{\gamma + \sqrt{s_0 \gamma} + i\Omega}{\gamma - \sqrt{s_0 \gamma} - i\Omega} \hat{a}_1^{\text{in}}(\Omega). \quad (\text{S9})$$

We can derive the same input-output relation by propagating the continuum field through the cavity with a nonlinear crystal, and obtain

$$\hat{a}_1^{\text{out}}(\Omega) = \frac{-\sqrt{R} + e^{2r} e^{2i\Omega L/c}}{1 - \sqrt{R} e^{2r} e^{2i\Omega L/c}} \hat{a}_1^{\text{in}}(\Omega). \quad (\text{S10})$$

Assuming $T \equiv 1 - R, r, \Omega L/c \ll 1$, we can make the Taylor expansion of the above equation to the leading order of these small dimensionless quantities:

$$\hat{a}_1^{\text{out}}(\Omega) \approx \frac{T/2 + 2r + 2i\Omega L/c}{T/2 - 2r - 2i\Omega L/c} \hat{a}_1^{\text{in}}(\Omega). \quad (\text{S11})$$

Eq. (S9) and Eq. (S11) become identical when

$$\gamma \equiv \frac{Tc}{4L}, \quad r = 2\sqrt{s_0 \gamma} \frac{L}{c}, \quad (\text{S12})$$

which is the mapping used in the main text.

INCLUDING LOSSES INTO THE ANALYSIS

In this section, we show how the effect of optical loss is included in the analysis for the realistic implementation. The optical losses in the mirrors of both cavities will introduce quantum white noise vacuum processes [S4–S6], \hat{n}_a, \hat{n}_b , which are coupled to modes \hat{a} and \hat{b} respectively via transmissivities T_a, T_b . This results in extra terms added to the Heisenberg equations of motion for the two modes,

$$\dot{\hat{b}} = -\gamma_b^\epsilon \hat{b} + \sqrt{2\gamma_b^\epsilon} \hat{n}_b + \frac{i}{\hbar} [\hat{H}_{\text{tot}}, \hat{b}], \quad (\text{S13})$$

$$\dot{\hat{a}} = -\gamma_a^\epsilon \hat{a} + \sqrt{2\gamma_a^\epsilon} \hat{n}_a + \frac{i}{\hbar} [\hat{H}_{\text{tot}}, \hat{a}], \quad (\text{S14})$$

where H_{tot} is the total Hamiltonian derived in the main text. The noise coupling constants for the \hat{a} cavity and \hat{b} cavity respectively are given by:

$$\gamma_a^\epsilon = \epsilon_a c / (4L_a), \quad \gamma_b^\epsilon = \epsilon_b c / (4L_b), \quad (\text{S15})$$

where ϵ_a and ϵ_b are the optical losses described by cavity respectively. The loss from the non-linear crystal couples identically to the mirror loss into both cavities, and so can be included in ϵ_a, ϵ_b .

Solving the Heisenberg equations of motion in the frequency domain, we found that the noise contribution from the auxiliary cavity loss \hat{n}_b is much smaller than the contribution from the \hat{a} cavity loss \hat{n}_a by a factor:

$$\frac{\Omega^2 \gamma_b^\epsilon}{\gamma_{\text{neg}} \gamma_a^\epsilon} \ll 1, \quad (\text{S16})$$

assuming $\gamma_a^\epsilon \approx \gamma_b^\epsilon$, and $\Omega \ll \gamma_{\text{neg}}$, $\Omega \ll \gamma$, a result also found in the optomechanical case explored in [S7], in which the filter cavity takes the role of the auxiliary cavity mode \hat{b} and the mechanical oscillator takes the role of the main cavity mode \hat{a} . However in our case the main cavity loss is due to vacuum and is not thermally driven, and so is effectively at zero temperature. The phase noise due to the thermal fluctuation of the non-linear crystal [S8] is negligible as there is almost no carrier power in either cavity.

ALTERNATIVE TOPOGRAPHY

Here we show an alternative topography for the realisation shown in Fig.1 of the main text. The system consists of a linear coupled cavity. We call the cavity with the nonlinear crystal in it the active cavity and the other the passive cavity. The length of the passive cavity L_1 differs from the length L_2 of the active cavity so that they have different mode spacings. The two modes \hat{a} and \hat{b} in this case belong to the same longitudinal modes of the active cavity but separated by one free spectral range. The passive cavity acts as a compound mirror with frequency-dependent effective phase $\phi_{\text{eff}}(\Omega)$ and transmissivity $T_{\text{eff}}(\Omega)$, the former shifting the resonances of the active cavity by ω_a and ω_b for the \hat{a} and \hat{b} , and the latter imparting different bandwidths for the two modes, denoted $\gamma_a = T_{\text{eff}}(\omega_a)c/(4L_2)$ and $\gamma_b = T_{\text{eff}}(\omega_b)c/(4L_2)$ respectively. The non-linear crystal pump frequency is

set to ω_p where $\omega_p/2$ is between the two modes \hat{a} and \hat{b} . To make \hat{b} satisfy the adiabatic condition, we require $\gamma_b \gg \Omega$, while to ensure good performance we require $\gamma_a \ll \gamma_{\text{neg}}$. Both bandwidths can be independently controlled by changing the relative lengths of the two cavities.

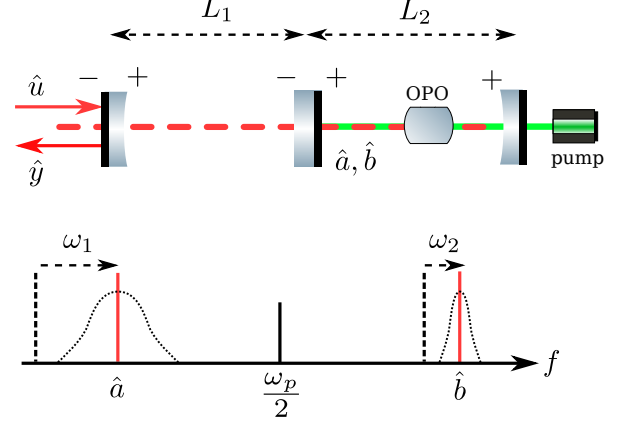


FIG. S1. Optical diagram and relevant frequencies of the alternative topography, consisting of a non-linear crystal and two linear cavities with the crystal in only one cavity.

-
- [S1] M. R. James, H. I. Nurdin, and I. R. Petersen, H^∞ control of linear quantum stochastic systems, *IEEE T. Automat. Contr.* **53**, 1787 (2008).
 - [S2] C. M. Caves and B. L. Schumaker, New formalism for two-photon quantum optics. I. Quadrature phases and squeezed states, *Phys. Rev. A* **31**, 3068 (1985).
 - [S3] B. L. Schumaker and C. M. Caves, New formalism for two-photon quantum optics. II. Mathematical foundation and compact notation, *Phys. Rev. A* **31**, 3093 (1985).
 - [S4] C. W. Gardiner and P. Zoller, *Quantum noise* (Springer, 2004) p. 450.
 - [S5] V. B. Braginsky and F. Y. Khalili, *Quantum Measurement*, edited by K. S. Thorne (Cambridge University Press, Cambridge, 1992).
 - [S6] H. I. Nurdin, M. R. James, and A. C. Doherty, Network Synthesis of Linear Dynamical Quantum Stochastic Systems, *SIAM J. Control. Optim.* **48**, 2686 (2009).
 - [S7] H. Miao, Y. Ma, C. Zhao, and Y. Chen, Enhancing the Bandwidth of Gravitational-Wave Detectors with Unstable Optomechanical Filters, *Phys. Rev. Lett.* **115**, 211104 (2015).
 - [S8] J. E. César, A. S. Coelho, K. N. Cassemiro, A. S. Villar, M. Lassen, P. Nussenzeig, and M. Martinelli, Extra phase noise from thermal fluctuations in nonlinear optical crystals, *Phys. Rev. A* **79**, 063816 (2009).