

# Slow many-body delocalization beyond one dimension

Elmer V. H. Doggen,<sup>1,\*</sup> Igor V. Gornyi,<sup>1,2,3</sup> Alexander D. Mirlin,<sup>1,2,4,5</sup> and Dmitry G. Polyakov<sup>1</sup>

<sup>1</sup>*Institute for Quantum Materials and Technologies, Karlsruhe Institute of Technology, 76021 Karlsruhe, Germany*

<sup>2</sup>*Institut für Theorie der Kondensierten Materie, Karlsruhe Institute of Technology, 76128 Karlsruhe, Germany*

<sup>3</sup>*A. F. Ioffe Physico-Technical Institute, 194021 St. Petersburg, Russia*

<sup>4</sup>*L. D. Landau Institute for Theoretical Physics RAS, 119334 Moscow, Russia*

<sup>5</sup>*Petersburg Nuclear Physics Institute, 188300 St. Petersburg, Russia*

(Dated: December 5, 2022)

We study the delocalization dynamics of interacting disordered hard-core bosons for quasi-1D and 2D geometries, with system sizes and time scales comparable to state-of-the-art experiments. The results are strikingly similar to the 1D case, with slow, subdiffusive dynamics featuring power-law decay. From the freezing of this decay we infer the critical disorder  $W_c(L, d)$  as a function of length  $L$  and width  $d$ . In the quasi-1D case  $W_c$  has a finite large- $L$  limit at fixed  $d$ , which increases strongly with  $d$ . In the 2D case  $W_c(L, L)$  grows with  $L$ . The results are consistent with the avalanche picture of the many-body localization transition.

*Introduction.*— It was shown by Anderson [1] that random disorder can localize non-interacting quantum particles that would classically exhibit diffusive behavior. A naïve expectation would be that, at finite temperature (or energy density), interactions between particles break this localization driven by quantum interference effects and establish ergodicity, so that the system satisfies the eigenstate thermalization hypothesis [2]. However, this is not always true. Due to the immense difficulty of systematically studying disordered many-body systems, a major breakthrough in the theoretical study of this problem had to wait until the mid-2000s [3, 4]. These analytical results, combined with early numerical works [5–7], predicted a many-body localized (MBL) phase [8–11] in which the system fails to thermalize. The breakdown of thermalization on experimental time scales was observed [12] in a system of ultracold atoms in a quasiperiodic potential.

In recent years, experiments have moved beyond one spatial dimension towards two-dimensional (2D) systems [13–16], where the evidence for a MBL transition preceded by a slowing down of dynamics was also observed albeit at larger values of the disordered field. From a numerical perspective, however, the 2D problem is extremely challenging. While exact diagonalization (ED) can reach around two dozen lattice sites in the one-dimensional (1D) case [17, 18], it is restricted to very small two-leg systems [19–21] and 1D systems coupled to a bath [22–24], as well as extremely small ( $4 \times 4$ ) 2D lattices [21], or requires constraints to reduce the Hilbert space [25] to access physics beyond 1D. The 2D case was studied using projected entangled pair states (PEPS), but this is restricted to very short times [26] or yields mainly qualitative conclusions [27]. Signatures of MBL transition in two dimensions were found using an analysis of eigenstate entanglement properties obtained from a quantum circuit description [28]. 2D models have also recently been studied using approximate perturbative approaches [29–31].

Here we show that using a 2D generalization of the time-dependent variational principle (TDVP) applied to matrix product states (MPS) allows for the systematic study of systems much larger than those accessible to ED, while reaching experimentally relevant, long time scales on the order of 100 hopping times. The method allows us to target both the strongly localized regime and the slow dynamics below the transition in a controlled way. The decay  $\beta$  of the antiferromagnetic order with time  $t$ , quantified using the imbalance  $\mathcal{I}(t)$ , shows a power-law behavior  $\mathcal{I}(t) \propto t^{-\beta}$  over this time window. Using extensive numerical simulations and exploiting the high accuracy of the TDVP compared to alternative MPS methods, we can determine  $\beta$  with a statistical accuracy better than  $10^{-2}$ , permitting an accurate estimate for the critical disorder  $W_c$  inferred from the vanishing of  $\beta$  as a function of disorder strength  $W$ .

In the purely 1D case,  $\beta$  and similar power-law exponents derived from related transport quantities [32–35] are thought to be due to rare regions with anomalously strong disorder [33, 36] and their interplay with anomalously weakly disordered regions—“thermal spots”—driving the thermalization of the whole system through “avalanches” [37–40]. The effect of these rare events is very sensitive to dimensionality [36], leading to the conclusion that such slow power-law dynamics should be absent in the long-time limit in two dimensions. On the other hand, the experimental data [14] as well as the numerical solution of perturbative equations of motion [29] indicate that subdiffusive behavior may survive in the 2D case. Our approach sheds much needed numerical light on both experimental and analytical findings.

Considering systems with dimensions  $L \times d$  (length times width), with  $L \geq d$ , we determine the exponent  $\beta$  and the critical disorder  $W_c$  as functions of  $L$  and  $d$ . We analyze  $W_c(L, d)$  in two regimes: (i) quasi-1D systems with  $L \gg d$  and (ii) 2D systems with  $L = d$ . It is crucial that, even though the system gets delocalized at any given  $W$  in the thermodynamic limit,  $W_c(\infty, \infty) = \infty$ ,

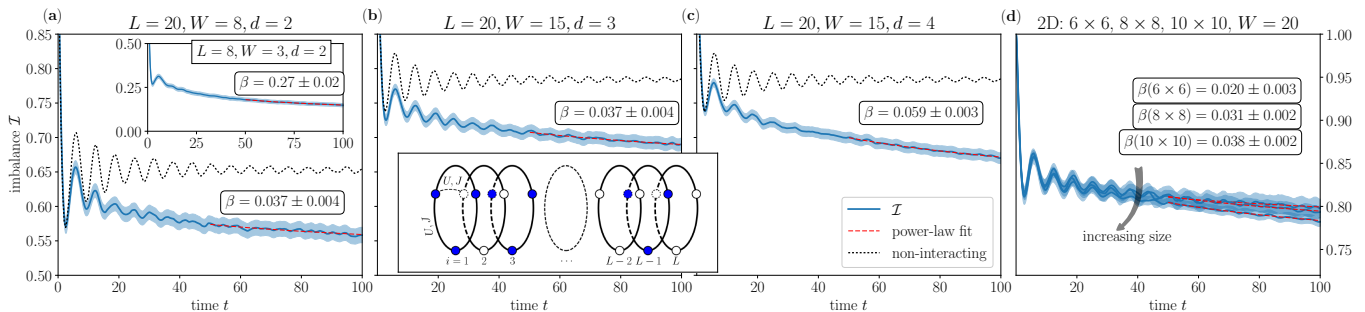


FIG. 1. Time evolution of the columnar imbalance  $\mathcal{I}$  averaged over disorder realizations for several representative cases on the ergodic side of the MBL transition for different choices of disorder strength  $W$  and system dimensions  $L, d$ . The blue shaded region denotes a  $2\sigma$ -interval, the red dashed line is a power-law fit  $\mathcal{I} \propto t^{-\beta}$  (with the resulting  $\beta$  shown), and the black dotted line is the exact result for the time evolution of a non-interacting wave packet (10000 disorder realizations). Panel (d) shows the 2D case (note the differing  $y$ -axis range). **Inset of (a)**: Result for a weaker disorder (and a smaller system), showing stronger decay. **Inset of (b)**: Depiction of the model (1) and initial condition for  $d = 3$ . Initially, particles occupy only odd-numbered columns  $i$  (blue dots), while even  $i$  are empty (white dots). During time evolution, particles interact and hop with parameters  $U$  and  $J$ , respectively, both in the  $i$  and  $j$  directions. At each site  $(i, j)$ , a random potential with strength  $W$  is present.

one can meaningfully define the transition point  $W_c(L, d)$  for  $L \gg 1$  and arbitrary  $d$ . The dependence  $W_c(L, d)$  carries information about the mechanism of many-body delocalization. Via the same token, for  $W < W_c(L, d)$ , we define the size-dependent power-law exponent  $\beta(L, d)$ . While  $\beta$  can in principle also depend on time scale (as the theory [36] predicts), we do not observe any such drift within the time range explored. Importantly, our characteristic times and system sizes are of the same order as in experiment, thus allowing a direct comparison.

*Model and method.*— We consider hard-core bosons with nearest-neighbor interactions on a 2D square lattice with length  $L$  and width  $d$  and spatial indices  $i = 1, \dots, L$  and  $j = 1, \dots, d$ . The Hamiltonian is given by:

$$\mathcal{H} = \sum_{\langle ij; i'j' \rangle} \left[ -\frac{J}{2} (b_{ij}^\dagger b_{i'j'} + \text{h.c.}) + U \hat{n}_{ij} \hat{n}_{i'j'} \right] + \sum_{ij} \epsilon_{ij} \hat{n}_{ij}. \quad (1)$$

Here  $b_{ij}^\dagger$  creates a boson on a site  $(i, j)$ ,  $\hat{n}_{ij} \equiv b_{ij}^\dagger b_{ij}$ , and the summation over  $\langle ij; i'j' \rangle$  couples neighboring sites, with periodic boundary conditions in the  $j$ -direction and open boundary conditions in the  $i$ -direction, see Fig. 1. On-site potentials  $\epsilon_{ij}$  are independent random variables taken from a uniform distribution on  $[-W, W]$ . The occupation of each site is restricted to  $n_{ij} \leq 1$ . We choose  $J = U = 1$ .

For our numerical simulations, we employ the time-dependent variational principle (TDVP) [41]. It projects the time evolution back onto the variational manifold of the matrix product state (MPS):

$$\partial_t |\psi\rangle = -i \mathcal{P}_{\text{MPS}} \mathcal{H} |\psi\rangle. \quad (2)$$

The TDVP has been shown to be an efficient all-round MPS-based method [42] and works especially well for disordered systems [35, 43–45]. A key advantage is that time evolution after the projection  $\mathcal{P}_{\text{MPS}}$  conserves the

wave function norm and energy [41]. This is in contrast to alternative methods for time evolution such as time-evolving block decimation (TEBD) [46], the time-dependent density matrix renormalization group (t-DMRG) [47] and the MPO  $W^{\text{L,II}}$  method [48]. We use both a two-site implementation and a hybrid [49] one-site/two-site implementation of TDVP, see [50] for details.

*Results.*— We follow the quench dynamics for a system prepared in an initial state with occupied odd-numbered columns (see Fig. 1). Similar to the experiment [14, 15], we track the “columnar imbalance”  $\mathcal{I} = (n_{\text{odd}} - n_{\text{even}})/(n_{\text{odd}} + n_{\text{even}})$ , where  $n_{\text{odd}(\text{even})}$  is the total particle density at odd (even) columns. For an ergodic system in the thermodynamic limit, the time-average of  $\mathcal{I}(t)$  will approach zero as  $t \rightarrow \infty$ , since in that case the memory of the initial state is lost. We assess the decay of  $\mathcal{I}$  by fitting to a power law  $\mathcal{I}(t) \propto t^{-\beta}$  over the time window  $t \in [50, 100]$ . As we will see, the decay closely follows a power-law behavior in this time interval; we will discuss possible deviations (expected in 2D) below. For each  $(L, d)$ , we determine the dependence of the exponent  $\beta$  on disorder  $W$ . The critical disorder  $W_c(L, d)$  is estimated as the value of  $W$  at which  $\beta$  vanishes (within  $4\sigma$  error bars).

We note that for  $d = 1$  and  $L = 16$ , this procedure yields a value for the critical disorder  $W_c(16, 1) \approx 4$  [35] that is in good agreement with numerical results obtained from ED [17, 34] on systems of a comparable size. At the same time, the thermodynamic-limit  $d = 1$  value found by this approach in Ref. [35] (where systems up to  $L = 100$  were studied) is substantially higher,  $W_c(\infty, 1) \approx 5.5$ . While this demonstrates that finite-size effects are rather pronounced already in 1D geometry (see also [51]), we will see that they become qualitatively more important in quasi-1D and 2D geometries.

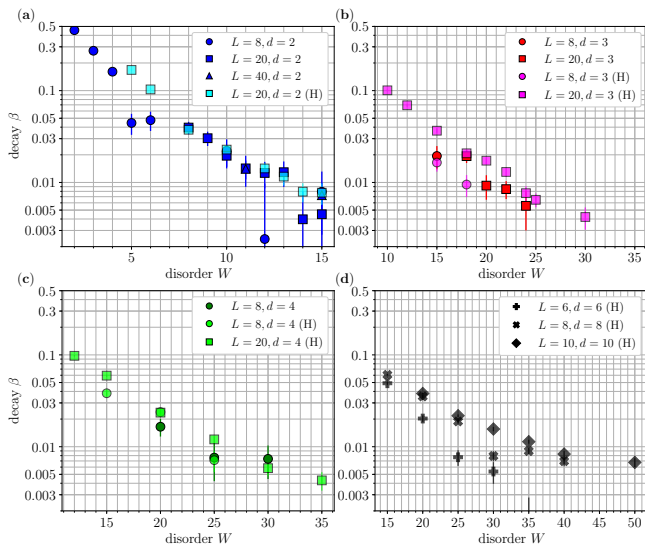


FIG. 2. Power-law exponent  $\beta$  characterizing decay of the disorder-averaged columnar imbalance  $\mathcal{I} \propto t^{-\beta}$  in the time window  $t \in [50, 100]$ , as a function of the disorder strength  $W$ . Panels (a)-(c): quasi-1D systems with  $d = 2, 3$ , and 4 respectively for various  $L$ . Panel (d): 2D systems with  $L = d$ . Error bars are  $1\sigma$ -intervals. Data labeled with “(H)” is obtained using the hybrid algorithm, the two-site algorithm is used otherwise. Independent disorder realizations are used for each data point. Note the differing  $x$ -axis ranges.

Several representative cases of the imbalance dynamics  $\mathcal{I}(t)$  are shown in Fig. 1. We find that with increasing transverse dimension  $d$ , the disorder required to freeze the dynamics is strongly increased compared to a 1D chain ( $d = 1$ ). At the same time, the imbalance decay remains well approximated by a power law in the slowly thermalizing regime on the delocalized side of the transition. We show the obtained power-law exponent  $\beta$  as a function of  $W$  in Fig. 2 for quasi-1D systems with  $d = 2, 3$ , and 4, and for 2D systems with values of  $L = d$  up to 10. In the 2D case, we show  $\mathcal{I}(t)$  curves for different  $L$  on one plot in order to visualize an increase of  $\beta$  (i.e., enhancement of delocalization) with the system size.

Obtained results for power-law exponents  $\beta(L, d; W)$  as functions of disorder  $W$  are shown in Fig. 2. Resulting values of the critical disorder  $W_c(L, d)$  are presented in Fig. 3. In panel (a), we show  $W_c(L, d)$  for quasi-1D systems, where we also included data for strictly 1D systems,  $d = 1$ , from Ref. [35]. In that paper, system sizes  $L = 20, 50$ , and 100 were studied. The results for  $L = 50$  and 100 were nearly indistinguishable, which means that the critical disorder  $W_c(L, 1)$  saturates at such values of  $L$ . Thus, the obtained value  $W_c(50, 1) \approx W_c(100, 1) \approx 5.5$  serves as a good estimate for the thermodynamic-limit critical disorder  $W_c(\infty, 1)$ .

For  $d = 2$ , we studied systems of length  $L = 8, 20$ , and 40. The value of  $W_c$  for  $L = 20$  is slightly higher (by approximately 15%) than that for  $L = 8$ . At the same time,

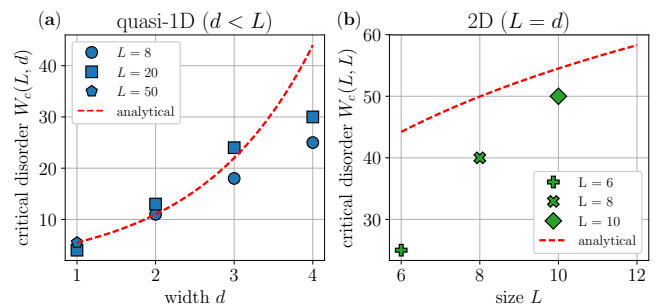


FIG. 3. Estimated critical disorder  $W_c(L, d)$  as a function of system size in the (a) quasi-1D and (b) 2D cases. Data for  $d = 1$  in the left panel are from Ref. [35]. For  $d = 1$ , the value for  $L = 100$  is the same as for  $L = 50$ . For  $d = 2$ , the value for  $L = 40$  is the same as for  $L = 20$ . (These additional data points are not shown for the sake of clarity.) Lines: analytical predictions for (a)  $W_c(\infty, d)$  with  $d \gg 1$  and (b)  $W_c(L, L)$  with  $L \gg 1$ , see Eqs. (3) and (4).

the values for  $L = 20$  and  $L = 40$  are almost identical. Thus, we conclude that  $W_c(L, 2)$  has reached saturation at these values of  $L$ , so that our result  $W_c(20, 2) \approx 13$  is at the same time a good estimate for  $W_c(\infty, 2)$ .

For  $d = 3$  and 4, the  $L = 20$  values of  $W_c$  that we have obtained are  $W_c(20, 3) \approx 24$  and  $W_c(20, 4) \approx 30$ . These values are higher by 20–30% than  $L = 8$  values. Since we have not studied systems of length larger than  $L = 20$ , we cannot verify explicitly whether  $W_c$  has reached saturation at this length, which means that the  $L \rightarrow \infty$  values can be still somewhat higher. At the same time, analytical arguments (see below) indicate that for  $d \leq 4$  the length  $L$  at which the thermodynamic limit is essentially reached should not be too large. We thus argue that our above results for  $W_c(20, 3)$  and  $W_c(20, 4)$  serves not only as lower bounds for  $W_c(\infty, 3)$  and  $W_c(\infty, 4)$ , respectively, but also as reasonable estimates for them. Comparing the obtained estimates for  $W_c(\infty, d)$  with  $d = 1, 2, 3$ , and 4, we observe a fast increase of critical disorder with  $d$ .

Fig. 2(d) displays results for 2D systems ( $L = d$ ). The obtained values are  $W_c(6, 6) \approx 25$ ,  $W_c(8, 8) \approx 40$ , and  $W_c(10, 10) \approx 50$ . We observe a clear increase of  $W_c(L, L)$  with  $L$ . Below, we will compare our numerical findings for quasi-1D and 2D systems with analytical expectations.

*Avalanches.*— Recently, a phenomenological description for the many-body delocalization was proposed [37, 38], which relies on the “avalanche” instability, i.e., proliferation of an initial effectively thermal seed which grows until it “swallows” the whole system for  $W < W_c$ . Here we will summarize the implications of this idea for our particular choice of model, with additional details provided in the Supplementary Material [50].

The effect of avalanches on a 2D system ( $d = L$  in our notations) was considered in Ref. [52]. For a 2D system

of size  $L \gg 1$ , the critical disorder is given by

$$W_c(L, L) \sim \exp(c_1 \ln^{1/3} L^2), \quad (3)$$

up to subleading factors. Here  $c_1$  is a numerical factor; an estimate presented in [50] yields  $c_1 = 2(\ln 2)^{2/3} \approx 1.57$ . Note that, while  $W_c(L, L)$  grows without bound with increasing  $L$ , the transition point is well defined in a system of given (large) size  $L$ . Generalization of the analysis of Refs. [38, 52] on a strip of width  $d \gg 1$  and length  $L > d$  yields [50]

$$W_c(L, d) \sim \begin{cases} \exp[c_1 \ln^{1/3}(Ld)], & d < L < L_*(d), \\ 2^d, & L > L_*(d), \end{cases} \quad (4)$$

where the crossover length  $L_*(d)$  reads

$$L_*(d) \sim d^{-1} \exp[(d \ln 2 / c_1)^3]. \quad (5)$$

For  $L \ll L_*(d)$  the avalanche development is a two-step process: first a 2D growth of the seed until its size reaches  $d$ , then the 1D growth. The bottleneck for thermalization in this case is the first (2D) stage, as schematically depicted in Fig. 4, which is why the first line of Eq. (4) is very similar to Eq. (3). On the other hand, for  $L \gg L_*(d)$ , a necessary rare ergodic spot of size  $d$  can be found. In this case, the bottleneck is an effectively 1D propagation of an avalanche with a thickness  $d$ .

As seen from Eq. (4), for any given  $d$  the critical disorder saturates in the limit  $L \rightarrow \infty$ . At the same time, to reach the limiting value  $W_c(\infty, d)$  (which characterizes MBL in the quasi-1D geometry in the thermodynamic limit), one needs systems longer than  $L_*(d)$ . For small  $d \leq 3$ , Eq. (5) yields  $L_*(d)$  of order unity, so that the condition reduces to  $L \gg 1$ ; for  $d = 4$  we find  $L_*(4) \approx 60$ . Indeed, as we know from numerics of Ref. [35] and of the present work,  $L = 50$  is sufficient to reach saturation for  $d = 1$ , and  $L = 20$  is sufficient for  $d = 2$ . It is expected, in view of smallness of  $L_*(d)$ , that similar values of  $L$  should be sufficient for  $d = 3$  and  $d = 4$ , which means that our values  $W_c(20, 3) \approx 24$  and  $W_c(20, 4) \approx 30$  may serve as reasonable approximations for  $W_c(\infty, 3)$  and  $W_c(\infty, 4)$ , respectively. At the same time, for  $d \geq 5$  the length  $L_*(d)$  as given by Eq. (5) increases dramatically, implying that such systems should be in the 2D regime [first line of Eq. (4)] for any  $L$  that is realistic for numerical simulations or experiment.

In Fig. 3, we show by lines analytical results for  $W_c(\infty, d)$ , second line of Eq. (4) and  $W_c(L, L)$ , Eq. (3). Although these formulas are actually derived in the asymptotic limit of large  $d$  (respectively, large  $L$ ), we observe that they compare well with data already for relatively small values of these parameters.

It is worth noting that our numerical estimates of  $W_c(\infty, d)$  for  $d = 2$  and 3 are considerably higher than those obtained in Refs. [19, 21] by ED of small systems [50]. This is in full consistency with a drift of  $W_c(L, d)$

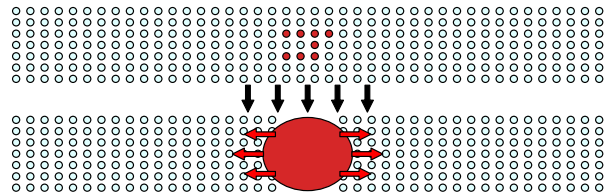


FIG. 4. Avalanche instability in a quasi-1D geometry for  $L \ll L_*(d)$ . For  $W < W_c(L, d)$ , an initial seed, a region of unusually weak disorder (top, red dots) thermalizes its surroundings and shows a 2D growth. Once the ergodic spot thus created reaches the size  $d$ , it grows along the  $L$  direction (bottom), eventually thermalizing the whole system.

with  $L$ ; as a result, small-system data substantially underestimate  $W_c(\infty, d)$ .

*Form of the long-time dynamics.*— On the delocalized side of the transition, the Griffiths picture of delocalization [33, 36, 53–55], which also applies in the avalanche scenario, predicts the following form of imbalance decay  $\mathcal{I}(t)$  in  $D$  dimensions:

$$\mathcal{I}(t) \propto \exp\left(-\gamma \ln^D t\right), \quad (6)$$

where  $\gamma$  is a constant. This leads to a power-law decay with the exponent  $\beta = \gamma$  in 1D and to a somewhat faster decay  $\mathcal{I}(t) \propto t^{-\gamma \ln t}$  in 2D. This form is almost indistinguishable from a pure power law for the time scale we consider here, and both forms provide essentially equally good fits [50]. Furthermore, the exponent  $\gamma$  is rather small for all values of disorder considered here for the 2D case (see Fig. 2), so that any term of the type (6) would in fact dominate over hydrodynamic power-law long-time tails up to any experimentally relevant time scale (cf. Ref. [14]). Hence, even though Griffiths effects are sub-leading in  $D > 1$ , they describe the physics in a rather broad range of disorder on the ergodic side of the transition up to extremely long time scales.

*Summary and outlook.*— We have investigated, by means of the TDVP, the delocalization dynamics of interacting hard-core bosons in quasi-1D and 2D disordered lattices for system sizes comparable to state-of-the-art experiments. We provide numerical results for the density imbalance dynamics for system sizes much larger than those accessible to ED. Our results demonstrate subdiffusive, approximately power-law decay of imbalance on experimentally relevant time scales on the ergodic side of the MBL transition beyond 1D geometry. This is consistent with the subdiffusive behavior obtained in Ref. [29] for a slightly different 2D system by a perturbative approach. We have further determined with a high precision the power-law exponent  $\beta$  as a function of disorder  $W$  and the system width  $d$  and length  $L$  in the 2D ( $L = d$ ) and quasi-1D ( $L > d$ ) cases. Using these data, we have

found the critical disorder  $W_c(L, d)$  at which the dynamics freezes. Our findings support the expected saturation of  $W_c(L, d)$  in the limit  $L \rightarrow \infty$  at fixed  $d$ . Further, our results are in agreement with analytical predictions (based on the avalanche picture of the MBL transition [37]) for unbounded growth of  $W_c(\infty, d)$  with  $d$  in the quasi-1D case and of  $W_c(L, L)$  with  $L$  in the 2D case.

Our work opens important avenues for investigation of slow quantum dynamics and MBL in a variety of quasi-1D and 2D systems. One direction of interest is the study of soft-core disordered Bose-Hubbard models [13, 16]. Such models, which can be implemented using MPS with a certain additional computational effort, exhibit competition between disorder-driven and Mott insulator physics. In the case of multiple spin components, they have substantially more complicated localization properties [56], exhibiting spin-charge separation in the delocalization dynamics (unless there is additional disorder in the spin degree of freedom [57]). Furthermore, our approach can be straightforwardly extended to long-range interacting systems, which is of particular interest in context of experiments on trapped ions [58].

*Acknowledgments.*— We thank S. Gopalakrishnan, M. Heyl, S. Rex, T. Wahl and J. Zakrzewski for useful discussions. MPS simulations have been carried out using the TeNPy library (version `v0.4.0.dev0+0c4ad94`) [59] and the Open Source Matrix Product States library (version `v.2.1.r133`) [60, 61], implementing the hybrid and two-site TDVP algorithms, respectively [41]. Figures were generated using Matplotlib [62]. Simulations for the non-interacting model were performed using the NumPy [63] implementation of Lapack [64]. The authors acknowledge support by the State of Baden-Württemberg through bwHPC.

---

\* Corresponding author: [elmer.doggen@kit.edu](mailto:elmer.doggen@kit.edu)

- [1] P. W. Anderson, “Absence of diffusion in certain random lattices,” *Phys. Rev.* **109**, 1492–1505 (1958).
- [2] A. Polkovnikov, K. Sengupta, A. Silva, and M. Vengalattore, “Colloquium: Nonequilibrium dynamics of closed interacting quantum systems,” *Rev. Mod. Phys.* **83**, 863–883 (2011).
- [3] I. V. Gornyi, A. D. Mirlin, and D. G. Polyakov, “Interacting electrons in disordered wires: Anderson localization and low- $T$  transport,” *Phys. Rev. Lett.* **95**, 206603 (2005).
- [4] D. M. Basko, I. L. Aleiner, and B. L. Altshuler, “Metal-insulator transition in a weakly interacting many-electron system with localized single-particle states,” *Ann. Phys. (N. Y.)* **321**, 1126 – 1205 (2006).
- [5] Vadim Oganesyan and David A. Huse, “Localization of interacting fermions at high temperature,” *Phys. Rev. B* **75**, 155111 (2007).
- [6] Marko Žnidarič, Tomaž Prosen, and Peter Prelovšek, “Many-body localization in the Heisenberg XXZ magnet in a random field,” *Phys. Rev. B* **77**, 064426 (2008).
- [7] Arijeet Pal and David A. Huse, “Many-body localization phase transition,” *Phys. Rev. B* **82**, 174411 (2010).
- [8] Rahul Nandkishore and David A. Huse, “Many-body localization and thermalization in quantum statistical mechanics,” *Ann. Rev. Cond. Mat. Phys.* **6**, 15–38 (2015).
- [9] Ehud Altman and Ronen Vosk, “Universal dynamics and renormalization in many-body-localized systems,” *Ann. Rev. Cond. Mat. Phys.* **6**, 383–409 (2015).
- [10] Dmitry A. Abanin and Zlatko Papić, “Recent progress in many-body localization,” *Ann. Phys. (Berl.)* **529**, 1700169 (2017).
- [11] Fabien Alet and Nicolas Laflorencie, “Many-body localization: An introduction and selected topics,” *C. R. Phys.* **19**, 498 (2018).
- [12] Michael Schreiber, Sean S. Hodgman, Pranjal Bordia, Henrik P. Lüschen, Mark H. Fischer, Ronen Vosk, Ehud Altman, Ulrich Schneider, and Immanuel Bloch, “Observation of many-body localization of interacting fermions in a quasirandom optical lattice,” *Science* **349**, 842–845 (2015).
- [13] Jae-yoon Choi, Sebastian Hild, Johannes Zeiher, Peter Schauß, Antonio Rubio-Abadal, Tarik Yefsah, Vedika Khemani, David A. Huse, Immanuel Bloch, and Christian Gross, “Exploring the many-body localization transition in two dimensions,” *Science* **352**, 1547–1552 (2016).
- [14] Pranjal Bordia, Henrik Lüschen, Sebastian Scherg, Sarang Gopalakrishnan, Michael Knap, Ulrich Schneider, and Immanuel Bloch, “Probing slow relaxation and many-body localization in two-dimensional quasiperiodic systems,” *Phys. Rev. X* **7**, 041047 (2017).
- [15] Antonio Rubio-Abadal, Jae-yoon Choi, Johannes Zeiher, Simon Hollerith, Jun Rui, Immanuel Bloch, and Christian Gross, “Many-body delocalization in the presence of a quantum bath,” *Phys. Rev. X* **9**, 041014 (2019).
- [16] B. Chiaro, C. Neill, A. Bohrdt, M. Filippone, F. Arute, K. Arya, R. Babbush, D. Bacon, J. Bardin, R. Barends, S. Boixo, D. Buell, B. Burkett, Y. Chen, Z. Chen, R. Collins, A. Dunsworth, E. Farhi, A. Fowler, B. Foxen, C. Gidney, M. Giustina, M. Harrigan, T. Huang, S. Isakov, E. Jeffrey, Z. Jiang, D. Kafri, K. Kechedzhi, J. Kelly, P. Klimov, A. Korotkov, F. Kostritsa, D. Landhuis, E. Lucero, J. McClean, X. Mi, A. Megrant, M. Mohseni, J. Mutus, M. McEwen, O. Naaman, M. Neeley, M. Niu, A. Petukhov, C. Quintana, N. Rubin, D. Sank, K. Satzinger, A. Vainsencher, T. White, Z. Yao, P. Yeh, A. Zalcman, V. Smelyanskiy, H. Neven, S. Gopalakrishnan, D. Abanin, M. Knap, J. Martinis, and P. Roushan, “Growth and preservation of entanglement in a many-body localized system,” (2019), [arXiv:1910.06024 \[cond-mat.dis-nn\]](https://arxiv.org/abs/1910.06024).
- [17] David J. Luitz, Nicolas Laflorencie, and Fabien Alet, “Many-body localization edge in the random-field Heisenberg chain,” *Phys. Rev. B* **91**, 081103(R) (2015).
- [18] Francesca Pietracaprina, Nicolas Macé, David J. Luitz, and Fabien Alet, “Shift-invert diagonalization of large many-body localizing spin chains,” *SciPost Phys.* **5**, 45 (2018).
- [19] Elliott Baygan, S. P. Lim, and D. N. Sheng, “Many-body localization and mobility edge in a disordered spin- $\frac{1}{2}$  Heisenberg ladder,” *Phys. Rev. B* **92**, 195153 (2015).
- [20] Y. Zhao, S. Ahmed, and J. Sirker, “Localization of fermions in coupled chains with identical disorder,” *Phys. Rev. B* **95**, 235152 (2017).

- [21] Dariusz Wiater and Jakub Zakrzewski, “Impact of geometry on many-body localization,” *Phys. Rev. B* **98**, 094202 (2018).
- [22] Katharine Hyatt, James R. Garrison, Andrew C. Potter, and Bela Bauer, “Many-body localization in the presence of a small bath,” *Phys. Rev. B* **95**, 035132 (2017).
- [23] Janez Bonča, Stuart A. Trugman, and Marcin Mierzejewski, “Dynamics of the one-dimensional Anderson insulator coupled to various bosonic baths,” *Phys. Rev. B* **97**, 174202 (2018).
- [24] David Jansen, Jan Stolpp, Lev Vidmar, and Fabian Heidrich-Meisner, “Eigenstate thermalization and quantum chaos in the Holstein polaron model,” *Phys. Rev. B* **99**, 155130 (2019).
- [25] Hugo Théveniaut and Fabien Alet, “Many-body localization transition in a two-dimensional disordered quantum dimer model,” arXiv e-print 1902.04091.
- [26] Augustine Kshetrimayum, Marcel Goihl, and Jens Eisert, “Time evolution of many-body localized systems in two spatial dimensions,” (2019), arXiv:1910.11359 [cond-mat.str-el].
- [27] Dante M. Kennes, “Many-body localization in two dimensions from projected entangled-pair states,” arXiv e-print 1811.04126.
- [28] Thorsten B. Wahl, Arijeet Pal, and Steven H. Simon, “Signatures of the many-body localized regime in two dimensions,” *Nature Phys.* **15**, 164–169 (2019).
- [29] Yevgeny Bar Lev and David R. Reichman, “Slow dynamics in a two-dimensional Anderson-Hubbard model,” *Europhys. Lett.* **113**, 46001 (2016).
- [30] S. J. Thomson and M. Schiró, “Time evolution of many-body localized systems with the flow equation approach,” *Phys. Rev. B* **97**, 060201(R) (2018).
- [31] Giuseppe De Tomasi, Frank Pollmann, and Markus Heyl, “Efficiently solving the dynamics of many-body localized systems at strong disorder,” *Phys. Rev. B* **99**, 241114(R) (2019).
- [32] Yevgeny Bar Lev, Guy Cohen, and David R. Reichman, “Absence of diffusion in an interacting system of spinless fermions on a one-dimensional disordered lattice,” *Phys. Rev. Lett.* **114**, 100601 (2015).
- [33] Kartiek Agarwal, Sarang Gopalakrishnan, Michael Knap, Markus Müller, and Eugene Demler, “Anomalous diffusion and Griffiths effects near the many-body localization transition,” *Phys. Rev. Lett.* **114**, 160401 (2015).
- [34] David J. Luitz, Nicolas Laflorencie, and Fabien Alet, “Extended slow dynamical regime close to the many-body localization transition,” *Phys. Rev. B* **93**, 060201(R) (2016).
- [35] Elmer V. H. Doggen, Frank Schindler, Konstantin S. Tikhonov, Alexander D. Mirlin, Titus Neupert, Dmitry G. Polyakov, and Igor V. Gornyi, “Many-body localization and delocalization in large quantum chains,” *Phys. Rev. B* **98**, 174202 (2018).
- [36] Sarang Gopalakrishnan, Kartiek Agarwal, Eugene A. Demler, David A. Huse, and Michael Knap, “Griffiths effects and slow dynamics in nearly many-body localized systems,” *Phys. Rev. B* **93**, 134206 (2016).
- [37] Wojciech De Roeck and François Huveneers, “Stability and instability towards delocalization in many-body localization systems,” *Phys. Rev. B* **95**, 155129 (2017).
- [38] Thimothée Thiery, François Huveneers, Markus Müller, and Wojciech De Roeck, “Many-body delocalization as a quantum avalanche,” *Phys. Rev. Lett.* **121**, 140601 (2018).
- [39] Philipp T. Dumitrescu, Anna Goremykina, Siddharth A. Parameswaran, Maksym Serbyn, and Romain Vasseur, “Kosterlitz-Thouless scaling at many-body localization phase transitions,” *Phys. Rev. B* **99**, 094205 (2019).
- [40] Anna Goremykina, Romain Vasseur, and Maksym Serbyn, “Analytically solvable renormalization group for the many-body localization transition,” *Phys. Rev. Lett.* **122**, 040601 (2019).
- [41] Jutho Haegeman, Christian Lubich, Ivan Oseledets, Bart Vandereycken, and Frank Verstraete, “Unifying time evolution and optimization with matrix product states,” *Phys. Rev. B* **94**, 165116 (2016).
- [42] Sebastian Paeckel, Thomas Khler, Andreas Swoboda, Salvatore R. Manmana, Ulrich Schollwöck, and Claudius Hubig, “Time-evolution methods for matrix-product states,” *Annals of Physics* **411**, 167998 (2019).
- [43] Benedikt Kloss, Yevgeny Bar Lev, and David Reichman, “Time-dependent variational principle in matrix-product state manifolds: Pitfalls and potential,” *Phys. Rev. B* **97**, 024307 (2018).
- [44] Elmer V. H. Doggen and Alexander D. Mirlin, “Many-body delocalization dynamics in long Aubry-André quasiperiodic chains,” *Phys. Rev. B* **100**, 104203 (2019).
- [45] Titas Chanda, Piotr Sierant, and Jakub Zakrzewski, “Time dynamics with matrix product states: Many-body localization transition of large systems revisited,” *Phys. Rev. B* **101**, 035148 (2020).
- [46] G. Vidal, “Efficient classical simulation of slightly entangled quantum computations,” *Phys. Rev. Lett.* **91**, 147902 (2003).
- [47] A. J. Daley, C. Kollath, U. Schollwöck, and G. Vidal, “Time-dependent density-matrix renormalization-group using adaptive effective Hilbert spaces,” *J. Stat. Mech.: Th. Exp.* **2004**, P04005 (2004).
- [48] Michael P. Zaletel, Roger S. K. Mong, Christoph Karrasch, Joel E. Moore, and Frank Pollmann, “Time-evolving a matrix product state with long-ranged interactions,” *Phys. Rev. B* **91**, 165112 (2015).
- [49] Shimpei Goto and Ippei Danshita, “Performance of the time-dependent variational principle for matrix product states in the long-time evolution of a pure state,” *Phys. Rev. B* **99**, 054307 (2019).
- [50] “See supplementary material at [to be inserted].”
- [51] Soumya Bera, Giuseppe De Tomasi, Felix Weiner, and Ferdinand Evers, “Density propagator for many-body localization: Finite-size effects, transient subdiffusion, and exponential decay,” *Phys. Rev. Lett.* **118**, 196801 (2017).
- [52] Sarang Gopalakrishnan and David A. Huse, “Instability of many-body localized systems as a phase transition in a nonstandard thermodynamic limit,” *Phys. Rev. B* **99**, 134305 (2019).
- [53] David J. Luitz and Yevgeny Bar Lev, “The ergodic side of the many-body localization transition,” *Ann. Phys. (Berl.)* **529**, 1600350 (2017).
- [54] Sarang Gopalakrishnan and S. A. Parameswaran, “Dynamics and transport at the threshold of many-body localization,” (2019), arXiv:1908.10435 [cond-mat.dis-nn].
- [55] Zala Lenarčič, Ori Alberton, Achim Rosch, and Ehud Altman, “Critical behavior near the many-body localization transition in driven open systems,” (2019), arXiv:1910.01548 [cond-mat.str-el].
- [56] P. Prelovšek, O. S. Barišič, and M. Žnidarič, “Absence of full many-body localization in the disordered Hubbard

- chain,” *Phys. Rev. B* **94**, 241104(R) (2016).
- [57] Brandon Leipner-Johns and Rachel Wortis, “Charge- and spin-specific local integrals of motion in a disordered Hubbard model,” *Phys. Rev. B* **100**, 125132 (2019).
- [58] J. Smith, A. Lee, P. Richerme, B. Neyenhuis, P. W. Hess, P. Hauke, M. Heyl, D. A. Huse, and C. Monroe, “Many-body localization in a quantum simulator with programmable random disorder,” *Nat. Phys.* **12**, 907 (2016).
- [59] Johannes Hauschild and Frank Pollmann, “Efficient numerical simulations with Tensor Networks: Tensor Network Python (TeNPy),” *SciPost Phys. Lect. Notes* , 5 (2018).
- [60] M. L. Wall and Lincoln D. Carr, “Out-of-equilibrium dynamics with matrix product states,” *New J. Phys.* **14**, 125015 (2012).
- [61] Daniel Jaschke, Michael L. Wall, and Lincoln D. Carr, “Open source matrix product states: Opening ways to simulate entangled many-body quantum systems in one dimension,” *Comput. Phys. Commun.* **225**, 59 – 91 (2018).
- [62] J. D. Hunter, “Matplotlib: A 2d graphics environment,” *Comput. Sci. Eng.* **9**, 90–95 (2007).
- [63] S. van der Walt, S. C. Colbert, and G. Varoquaux, “The NumPy array: a structure for efficient numerical computation,” *Comput. Sci. Eng.* **13**, 22–30 (2011).
- [64] E. Anderson, Z. Bai, C. Bischof, S. Blackford, J. Demmel, J. Dongarra, J. Du Croz, A. Greenbaum, S. Hammarling, A. McKenney, and D. Sorensen, *LAPACK Users’ Guide* (Society for Industrial and Applied Mathematics, Philadelphia, PA, 1999).

## Supplementary Material to “Slow many-body delocalization beyond one dimension”

In this Supplementary Material, we outline in detail the “avalanche” description of the MBL transition, the protocol of our numerical implementation, the analysis of data, and comparison with numerical estimates of  $W_c$  in quasi-1D systems.

### AVALANCHE INSTABILITY

Here we discuss the “avalanche” theory of the MBL transition as applied to the quasi-1D and 2D cases of the Hamiltonian considered in the main text. The reader is referred to Refs. [1–4] for previous works on the avalanche theory.

We consider the model (1) of the main text with  $J = U = 1$  (hopping and interaction) and  $W \gg 1$  (disorder) on a strip of length  $L$  and width  $d$ . Assume that the system contains a rare region with anomalously weak disorder. In the absence of couplings to the rest of the system, this region would be ergodic. The exact many-body states in this ergodic seed are described by random matrix theory. The rest of the system, with the ergodic seed excluded, is assumed to be many-body localized. The Hamiltonian of the localized part of the system is then described in terms of mutually commuting operators, each representing a local integral of motion (LIOM), a.k.a.  $l$ -bit.

At the heart of the avalanche theory is the observation that a single ergodic spot (originating from a rare region where disorder is anomalously weak) can delocalize the otherwise many-body localized system but successively absorbing sites around it—the process that was termed an “avalanche”. This happens under certain conditions on the size of the rare spot and the typical localization length (and thus strength of disorder) in the surrounding MBL system. The probability to find a rare spot of a required size depends on system dimensions. As a result, one can determine the dependence of the critical disorder  $W_c$  (below which an avalanche develops) on  $L$  and  $d$ . Below we outline this analysis first for the 2D case ( $L = d$ ) and then for the quasi-1D geometry ( $L \gg d$ ).

#### Avalanche in 2D

For an avalanche [1] to start, the ergodic seed should exceed the critical size which can be estimated following Ref. [5] [see the discussion around Eq. (3.4) there]. We begin with the 2D case ( $L = d$ ), assuming a square lattice. From the condition  $e^{-1/\xi} \sim 1/W$ , we estimate the typical localization length

$$\xi \simeq 1/\ln W. \quad (\text{S1})$$

For a 2D lattice this result corresponds to the shortest path (“forward approximation”) between the two points along the links of the lattice.

Consider an ergodic seed of radius  $R_s$  (counted along the links of the square lattice from the central point). Such a “lattice sphere” is, in fact, a square rotated by  $\pi/4$  with respect to the original square lattice, with the diagonal equal to  $2R_s$ . The volume of this “sphere” is  $2R_s^2$ . The ratio of the matrix element to the relevant (many-body) level spacing for the transition of a spin ( $l$ -bit) located at distance  $r$  (again, counted along the links of the lattice) from the seed scales as

$$\frac{\gamma^r N_s^{-1/2}}{N_s^{-1}} \gtrsim 1, \quad (\text{S2})$$

where  $\gamma \sim e^{-1/\xi} \sim 1/W$  and  $N_s$  is the dimension of the space of many-body states inside the 2D seed. The factor  $N_s^{-1/2}$  in the matrix element accounts for the correct scaling of the local operators in the ergodic seed. The condition (S2) defines the size of the “buffer zone” around the seed,

$$r(R_s) \sim R_s^2/|\ln \gamma| \sim R_s^2/\ln W, \quad (\text{S3})$$

where the resonance condition is satisfied for all the spins.

In the limit of large  $R_s$ , when  $r(R_s) \gtrsim R_s$ , the ergodic seed grows indefinitely by absorbing the buffer spins: an avalanche occurs. This defines the critical size of an ergodic seed:

$$R_c \sim \ln W. \quad (\text{S4})$$

Once an ergodic seed is found, the whole 2D system is thermalized by the avalanche. The number of spins in the critical seed is

$$n_c \sim \ln^2 W. \quad (\text{S5})$$

In order to fix the coefficient in Eq. (S5), we proceed following Ref. [1]. We include all the hybridized spins into the dimension of the space of ergodic many-body states:

$$N_s = 2^{2(R_s+r)^2}. \quad (\text{S6})$$

The condition for the avalanche to proceed for arbitrary  $r$  then reads

$$F(r) = \frac{\ln 2}{\ln W} (R_s + r)^2 - r > 0. \quad (\text{S7})$$

For small enough  $R_s$ , this condition is not fulfilled at not too large  $r$  and hence the avalanche does not develop.

Then  $R_c$  is found from the requirement that the minimum of  $F(r)$  corresponds to  $F > 0$ , yielding

$$R_c \simeq \frac{\ln W}{4 \ln 2} \quad (\text{S8})$$

and

$$n_c \simeq c \ln^2 W, \quad (\text{S9})$$

with

$$c = \frac{1}{8 \ln^2 2}. \quad (\text{S10})$$

The probability of finding a single critical seed in a 2D system of linear size  $L$  is

$$P(L, L; W) \sim L^2 \left( \frac{1}{W} \right)^{n_c} \quad (\text{S11})$$

(each of the  $n_s \gg 1$  spins of the seed should have an energy within the window  $\sim 1$ ). Using Eq. (S9), we get

$$P(L, L; W) \sim L^2 W^{-c \ln^2 W}. \quad (\text{S12})$$

Equating this probability to  $1/2$ , we estimate the critical disorder strength for  $D = 2$ , Ref. [3]:

$$\ln W_c(L, L) \simeq c_1 \ln^{1/3} L^2, \quad (\text{S13})$$

where  $c_1 = c^{-1/3}$ . The width of the transition can be estimated [3] by comparing the values of  $W$  for which  $P = 1/4$  and  $P = 3/4$ :

$$\frac{\delta W(L, L)}{W_c(L, L)} \sim \ln^{-2/3} L. \quad (\text{S14})$$

It is seen that with increasing  $L$ , the critical disorder strength grows to infinity, while the transition sharpens.

### Quasi-1D avalanche

Let us now turn to the quasi-one-dimensional case,  $L \gg d \gg 1$ . We first consider the case when the critical size of the 2D seed (S8) is smaller than the width of the strip:

$$d \gg \ln W. \quad (\text{S15})$$

In this case, the avalanche consists of the two stages: first the critical seed explodes as in the 2D case, but after reaching the boundary of the strip the avalanche continues essentially in the 1D manner (the only difference compared to the true 1D case is that the ergodic spot now has  $d$  neighbors). The probability of finding a single critical 2D seed in the sample of area  $L \times d$  is

$$P(L, d, W) \sim Ld W^{-c \ln^2 W}. \quad (\text{S16})$$

Thus, the necessary condition for starting an avalanche in this sample is

$$W < W_1(L, d) = \exp[c_1 \ln^{1/3}(Ld)]. \quad (\text{S17})$$

Under this condition, the thermal spot will be guaranteed to be present in the sample and will increase in size up to the width  $d$ . After this, the avalanche dynamics will be governed by the 1D law, as long as

$$2^{-(d+2x)d/2} e^{-x/\xi} \gtrsim 2^{-(d+2x)d}, \quad (\text{S18})$$

where  $x$  is the linear size along the strip of the region hybridized with the ergodic spot to the right and to the left of the spot (hence  $2x$  in the total number of ergodic states  $N_s$ ). Here, again, the factor  $N_s^{-1/2}$  in the matrix element on the l.h.s. accounts for the full ergodicity. For sufficiently weak disorder,  $W \lesssim 2^d$ , the condition (S18) is satisfied for all  $x$ . Since in the limit  $L \rightarrow \infty$  a critical seed is always found in the sample, we conclude that

$$W_c(L = \infty, d) \sim 2^d. \quad (\text{S19})$$

We note that the condition  $W \ll W_c(L = \infty, d)$  is compatible with the condition (S15) for the 2D geometry of the initial critical seed.

Comparing Eqs. (S19) and (S17), we see that in large systems with

$$L > L_*(d) = \frac{1}{d} \exp \left[ \left( \frac{d \ln 2}{c_1} \right)^3 \right], \quad (\text{S20})$$

the condition  $W < W_c(L = \infty, d)$  simultaneously implies that typically there is at least one seed in the system and the avalanche takes place. This yields (see, however, below)

$$W_c(L, d) \sim 2^d, \quad L > L_*. \quad (\text{S21})$$

For shorter systems,  $L < L_*$ , the condition (S17) is stronger than (S19) in restricting the strength of disorder from above for an avalanche to occur. Thus, for  $L < L_*$  the bottleneck for a full avalanche to occur is the presence of a critical seed in the sample, so that

$$W_c(L, d) \sim \exp[c_1 \ln^{1/3}(Ld)], \quad d < L < L_*. \quad (\text{S22})$$

Let us return to the case  $L > L_*$ . For large systems, one can find more than one critical seed in the whole sample for  $W_c(\infty, d) < W < W_1(L, d)$ . Each of the critical seeds would then grow up to the size

$$X_c \simeq d \frac{d \ln 2}{\ln W - d \ln 2}. \quad (\text{S23})$$

This result generalizes Eq. (17) of Ref. [1] to the quasi-1D setup. If the number of critical seeds in the sample exceeds  $L/X_c$ , the whole sample will thermalize by the overlapping finite avalanches even for  $W > W_c(\infty, d)$ .

The number of critical seeds is given by Eq. (S16) when  $P > 1$ . The refined equation for  $W_c$  is then given by

$$\frac{L}{d} \left( \frac{\ln W_c}{d \ln 2} - 1 \right) \sim L d e^{-c \ln^3 W_c}. \quad (\text{S24})$$

Clearly, for  $d \gg 1$  the solution of Eq. (S24) for  $W_c$  yields a negligible correction to the estimate (S21).

Thus, the result for  $W_c$  at  $L > d \gg 1$  reads:

$$W_c(L, d) \sim \begin{cases} \exp[c_1 \ln^{1/3}(Ld)], & d < L < L_*(d), \\ 2^d, & L > L_*(d), \end{cases} \quad (\text{S25})$$

where  $L_*(d)$  is given by Eq. (S20) and  $c_1 = c^{-1/3} \approx 1.57$  is the numerical coefficient found from Eq. (S10).

## ALGORITHM

For our numerical simulations, we numerically integrate the TDVP equations using the scheme proposed in Ref. [6]. We use the two-site implementation of the Open Source Matrix Product States library [7, 8] as well as a hybrid approach, implemented using the TeNPy library [9] combining early evolution using the two-site algorithm with subsequent evolution using the one-site algorithm. In the case of the latter, we implement the Hamiltonian (1) from the main text, whereas in the former case we map this Hamiltonian to a representation with a synthetic dimension, with hopping and interactions represented by spin-orbit coupling as can be realized experimentally [10–12]. In the geometric representation, the square lattice is mapped to a one-dimensional chain, which results in longer-range hopping terms that are implemented using matrix product operators [13]. We track the time evolution of various quantities, in particular the particle density at each site, the von Neumann entropy of entanglement and (for the two-site approach) the related entanglement spectrum. For more details on the algorithm and the differences between the one- and two-site approaches, we refer the reader to Refs. [6, 14].

### Two-site approach

During time evolution, we demand that the error is bounded by requiring that the smallest value of the Schmidt numbers  $\min(\lambda_i)$  in the entanglement spectrum [15]  $< 10^{-6}$  at any time step (cf. Ref. [16]), using a maximum bond dimension  $\chi$  of at least 128 for stronger disorder and up to 512 for the smallest systems and weakest disorder considered. During time evolution, we expand the bond dimension up to its maximum in order to keep the discarded weight  $< 10^{-10}$  per site. In addition, we then check convergence with  $\chi$ . In practice, this procedure sets a minimum value of the disorder  $W$  that we can

consider, because the entanglement grows more strongly for weaker disorder. We use around 400 independent realizations of disorder for each choice of parameters.

### Hybrid approach

The hybrid approach is similar, but instead of considering the Schmidt values, we expand the bond dimension at each time step and switch to the one-site algorithm when the maximum is reached. We then again check for convergence with the maximum bond dimension  $\chi$ . The key difference between the two approaches is that the two-site approach leads to a truncation error that results from repeated singular value decompositions. This error is absent in the one-site algorithm, however, the two-site approach allows for dynamical control of the size of the variational manifold (controlled by the maximum bond dimension  $\chi$ ). In practice, we switch from the two-site to the one-site approach at relatively short times  $O(1)$  and use the two-site algorithm just to expand the variational manifold from the initial product state.

### Comparison of the different schemes

In the main text, the different power laws obtained from the fitting procedure are compared between the two-site and hybrid algorithms. An explicit example of dynamics is shown in Fig. S1. The two curves are in good agreement for sufficiently strong disorder.

For weaker disorder, we observe better convergence for the hybrid approach. The truncation error of the two-site approach therefore clearly dominates the error in this regime. Hence, we confirm that also beyond the one-dimensional case [16–19], one-site TDVP (used in the latter part of the time evolution in the hybrid approach) is the superior MPS-based time evolution method. However, it remains not fully understood why the one-site TDVP algorithm seems to correctly capture long-time dynamics deeper into the ergodic regime [20], where the two-site algorithm as well as comparable other approaches such as TEBD fail to converge with reasonable  $\chi$ . In addition to better convergence, we also observe faster computation times for the hybrid scheme. We attribute this to advantages of the geometric representation of the model, which allows for truncation (and hence computational speedup) in the transverse direction, while the synthetic representation captures the entanglement in the transverse dimension without approximations.

### Time step

One of the benefits of the TDVP method is its stability with respect to the time step, which allows the use of a

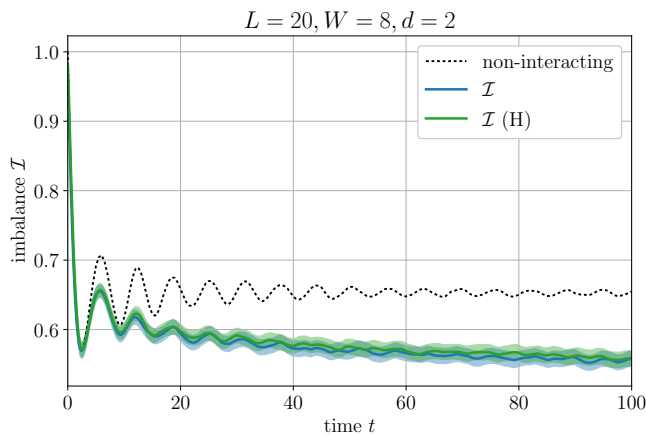


FIG. S1. Averaged imbalance dynamics illustrating comparison between the two-site and hybrid (H) implementations with independent realizations of disorder, for  $L = 20, W = 8, d = 2, \chi = 256$ , and 400 realizations of disorder. The shaded region denotes a  $2\sigma$ -interval. The obtained power-law exponents are  $\beta_{\text{two-site}} = 0.039 \pm 0.006$  and  $\beta_{\text{hybrid}} = 0.037 \pm 0.006$  respectively.

relatively large time step. In most cases  $\delta t = 0.2$  provides converged results in step size, although we found that reducing the time step to  $\delta t = 0.05$  is necessary for the largest systems and strongest disorder computed using the hybrid algorithm. This is attributed to the long-range terms that appear in this implementation, with hopping and interaction terms up to a distance  $2d$ .

### FITTING PROCEDURE

For our determination of the power-law coefficient  $\beta$ , we use a standard Levenberg-Marquart non-linear fitting procedure, as implemented using the SciPy library's implementation of the appropriate MINPACK routine. The reported error is a  $2\sigma$ -interval determined using a statistical bootstrap procedure, where we consider 50 different samples of our data, with each realization sampled with 50% probability. We find that this procedure yields error estimates that agree well with those obtained by including the error in the imbalance (i.e. twice the standard deviation of the average imbalance) in the fitting algorithm.

### FITTING FORM

We have compared the power-law form  $\mathcal{I}(t) \propto t^{-\beta}$  to the following form that has been predicted to result from Griffiths effects in 2D geometry [21]:

$$\mathcal{I}(t) \propto \exp\left(-\gamma \ln^2 t\right). \quad (\text{S26})$$

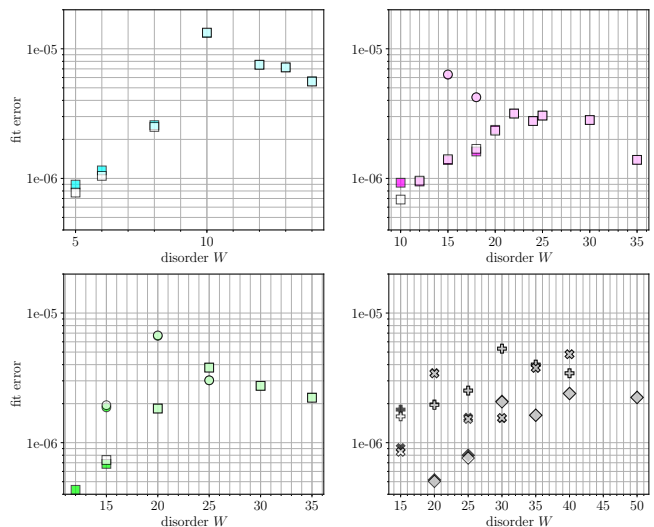


FIG. S2. Fit error  $\epsilon$  (S27) as a function of disorder strength  $W$  and system size  $L, d$ . The colors and symbols are identical to the main text, with an additional transparent white symbol for the fitting form (S26).

While in the  $t \rightarrow \infty$  limit Eq. (S26) decays faster than any power law, this requires exponentially long times for small  $\gamma$ . For realistic times, this formula provides a rather slow decay, very much similar to  $t^{-\beta}$  with a small  $\beta$ . We perform a fit in the window  $t \in [50, 100]$  and compute the average  $\chi^2$ -error  $\epsilon$ :

$$\epsilon = \frac{1}{N} \sum_{i=1}^N [f(t_i) - F(t_i)]^2, \quad (\text{S27})$$

where the number of data points is  $N$ , the fitting function is  $f$  and the values of the data points are given by  $F(t_i)$ . The result is shown in Fig. S2. Clearly, for the considered time window the two forms are practically indistinguishable. The error of order  $10^{-6}$  is likely dominated by disorder fluctuations.

### LONG-TIME DYNAMICS IN QUASI-1D GEOMETRY

While entanglement growth limits the available time scales, this limitation is much less severe for smaller systems. An example is shown in Fig. S3. For a smaller system length,  $L = 8$ , we proceed up to the time  $t = 300$ . We observe no statistically significant deviations of the power-law behavior over the extended time window; for the window  $t \in [50, 300]$  we obtain  $\beta = 0.15 \pm 0.01$ , while for the window  $t \in [200, 300]$  we obtain  $\beta = 0.14 \pm 0.02$ . The pure power law form performs slightly better than the log-corrected form (S26) (expected to be applicable to the 2D geometry), with about half of the  $\chi^2$ -error.

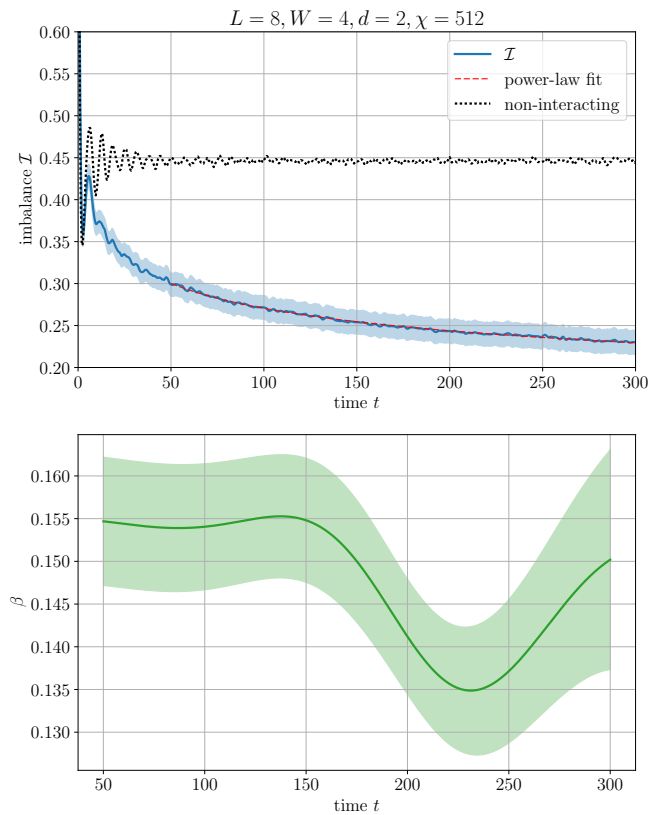


FIG. S3. **Top:** averaged imbalance dynamics for a relatively small system with  $L = 8, d = 2$  up to  $t = 300$  for disorder strength  $W = 4$ . The maximum bond dimension  $\chi = 512$  is not reached during time evolution as  $\chi = 256$  is sufficient for exact time evolution so that TDVP is equivalent to exact time evolution in this case. The power-law coefficient  $\beta = 0.15 \pm 0.01$  as obtained from the window  $t \in [50, 300]$  (compare to  $\beta = 0.16 \pm 0.03$  obtained from the two-site approach in the window  $t \in [50, 100]$ ). Results are computed using the hybrid TDVP method. The shaded region denotes a  $2\sigma$ -interval. **Bottom:** time-dependent power-law coefficient  $\beta$ , obtained by weighing data points according to a Gaussian centered around the time  $t$ . The shaded region denotes a  $1\sigma$ -interval obtained by a statistical bootstrap, implying that  $\beta$  is constant in time within  $2\sigma$ -error bars.

Alternatively, the quality of the fit can be assessed through a time-dependent fit coefficient  $\beta(t)$  according to the procedure discussed in Ref. [16], which weighs data points according to a Gaussian centered around the time  $t$ . The result is shown in the lower panel of Fig. S3. While relatively small variations of  $\beta(t)$  are present, no clear trend that would show a systematic increase or decrease of  $\beta(t)$  is visible.

We thus conclude that the imbalance decay remains to be well described by a power law also in an extended time interval, and the value of  $\beta$  obtained from the fit over the larger time interval  $t \in [50, 300]$  is the same as for  $t \in [50, 100]$  within a few percent.

## COMPARISON TO PREVIOUS NUMERICAL ESTIMATES OF $W_c$ FOR QUASI-1D GEOMETRY

Let us compare our results for  $W_c$  of quasi-1D systems with previous numerical works. The paper [22] proposed estimates for  $W_c$  based on level statistics obtained by ED of small systems. For the  $d = 2$  model, it was concluded on the basis of ED of systems of lengths from  $L = 6$  to  $L = 9$  that  $W_c = 9.1 \pm 0.9$ . These values of  $L$  are much smaller than the values  $L = 20$  and  $L = 40$  for which we get saturation of  $W_c$ . Furthermore, inspection of original data in the inset of Fig. 4 of Ref. [22] shows that the crossing point there drifts systematically from  $W \approx 8$  to  $W \approx 10.5$  when the system sizes increase from  $L = 6$  to  $L = 9$ . An analogous drift was observed earlier for  $d = 1$  models, as discussed above. Thus, the value  $W_c = 9.1 \pm 0.9$  obtained in Ref. [22] by a fit to the data for small systems underestimates the large- $L$  limit of  $W_c$ , in consistency with our result  $W_c(\infty, 2) \approx 13$ . Similarly, for  $d = 3$  Ref. [22] used systems of lengths from  $L = 3$  to  $L = 6$  and concludes that  $W_c = 12.1 \pm 1.6$ . Again, inspecting Fig. 4 of Ref. [22], we observe a strong drift of the crossing point: from  $W \approx 10$  to  $W \approx 14.5$  in this interval of lengths. Thus, there is no contradiction between these values and our results obtained for considerably larger systems,  $W_c(8, 3) \approx 18$  and  $W_c(20, 3) \approx 24$ . The value  $W_c = 12.1 \pm 1.6$  of Ref. [22] is thus a characteristic of small- $L$  systems and is (at least) twice smaller than the large- $L$  limit  $W_c(\infty, 3)$ . In Ref. [23], a two-leg spin ladder was studied that is slightly different from the model (1) but is closely related to it. This paper also used ED of small systems, and the above discussion fully applies in this case as well: the value  $W_c = 8.5 \pm 0.5$  stated in Ref. [23] substantially underestimates the  $L \rightarrow \infty$  critical disorder of the two-leg ladder.

In Ref. [24], domain-wall melting was considered as a probe of MBL (as an alternative to the imbalance decay), following the experiment [25]. If one would be able to proceed controllably to arbitrary long times, both approaches would give the same  $W_c$ . It turns out, however, that the dynamics of domain wall spreading is much slower. Indeed, a dramatic difference can be observed already in the non-interacting case: for the domain wall initial condition of Ref. [24], the authors report requiring  $t > 1000$  to access the asymptotic regime, whereas for the charge-density-wave initial condition used here we observe saturation of the imbalance to its asymptotic value (plus oscillations which average to zero) at much shorter times  $t \sim 10$  (see the black dotted line in Fig. 1 of the main text). In the interacting case, the numerically accessible times are limited, which makes advantageous using the imbalance. While the authors of Ref. [24] estimate the critical disorder as  $8 \lesssim W_c \lesssim 10$  for a long  $d = 2$  system, it is seen in their Fig. 4 that the domain wall dynamics has not really saturated either for  $W = 8$  or for  $W = 10$ . In this sense, results of Ref. [24] compare well

to our findings for these values of  $W$  but statistical uncertainties in Ref. [24] are higher. We thus conclude that the domain-wall dynamics of Ref. [24] is not in contradiction with our result for the critical disorder,  $W_c(\infty, 2) \approx 13$ .

- 
- [1] Wojciech De Roeck and François Huveneers, “Stability and instability towards delocalization in many-body localization systems,” *Phys. Rev. B* **95**, 155129 (2017).
- [2] Thimothée Thiery, François Huveneers, Markus Müller, and Wojciech De Roeck, “Many-body delocalization as a quantum avalanche,” *Phys. Rev. Lett.* **121**, 140601 (2018).
- [3] Sarang Gopalakrishnan and David A. Huse, “Instability of many-body localized systems as a phase transition in a nonstandard thermodynamic limit,” *Phys. Rev. B* **99**, 134305 (2019).
- [4] Sarang Gopalakrishnan and S. A. Parameswaran, “Dynamics and transport at the threshold of many-body localization,” (2019), arXiv:1908.10435 [cond-mat.dis-nn].
- [5] Wojciech De Roeck and John Z. Imbrie, “Many-body localization: stability and instability,” *Philos. Trans. R. Soc. A* **375**, 20160422 (2017).
- [6] Jutho Haegeman, Christian Lubich, Ivan Oseledets, Bart Vandereycken, and Frank Verstraete, “Unifying time evolution and optimization with matrix product states,” *Phys. Rev. B* **94**, 165116 (2016).
- [7] M. L. Wall and Lincoln D. Carr, “Out-of-equilibrium dynamics with matrix product states,” *New J. Phys.* **14**, 125015 (2012).
- [8] Daniel Jaschke, Michael L. Wall, and Lincoln D. Carr, “Open source matrix product states: Opening ways to simulate entangled many-body quantum systems in one dimension,” *Comput. Phys. Commun.* **225**, 59 – 91 (2018).
- [9] Johannes Hauschild and Frank Pollmann, “Efficient numerical simulations with Tensor Networks: Tensor Network Python (TeNPy),” *SciPost Phys. Lect. Notes*, 5 (2018).
- [10] A. Celi, P. Massignan, J. Ruseckas, N. Goldman, I. B. Spielman, G. Juzeliūnas, and M. Lewenstein, “Synthetic gauge fields in synthetic dimensions,” *Phys. Rev. Lett.* **112**, 043001 (2014).
- [11] Guido Pagano, Marco Mancini, Giacomo Cappellini, Pietro Lombardi, Florian Schäfer, Hui Hu, Xia-Ji Liu, Jacopo Catani, Carlo Sias, Massimo Inguscio, and Leonardo Fallani, “A one-dimensional liquid of fermions with tunable spin,” *Nature Phys.* **10**, 198 (2014).
- [12] L. Barbiero, L. Chomaz, S. Nascimbene, and N. Goldman, “Bose-Hubbard physics in synthetic dimensions from interaction Trotterization,” arXiv e-print 1907.10555.
- [13] U. Schollwöck, “The density-matrix renormalization group in the age of matrix product states,” *Ann. Phys. (N. Y.)* **326**, 96 – 192 (2011).
- [14] Sebastian Paeckel, Thomas Köhler, Andreas Swoboda, Salvatore R. Manmana, Ulrich Schollwöck, and Claudius Hubig, “Time-evolution methods for matrix-product states,” *Annals of Physics* **411**, 167998 (2019).
- [15] Nicolas Laflorencie, “Quantum entanglement in condensed matter systems,” *Phys. Rep.* **646**, 1 – 59 (2016).
- [16] Elmer V. H. Doggen and Alexander D. Mirlin, “Many-body delocalization dynamics in long Aubry-André quasiperiodic chains,” *Phys. Rev. B* **100**, 104203 (2019).
- [17] Benedikt Kloss, Yevgeny Bar Lev, and David Reichman, “Time-dependent variational principle in matrix-product state manifolds: Pitfalls and potential,” *Phys. Rev. B* **97**, 024307 (2018).
- [18] Elmer V. H. Doggen, Frank Schindler, Konstantin S. Tikhonov, Alexander D. Mirlin, Titus Neupert, Dmitry G. Polyakov, and Igor V. Gornyi, “Many-body localization and delocalization in large quantum chains,” *Phys. Rev. B* **98**, 174202 (2018).
- [19] Titas Chanda, Piotr Sierant, and Jakub Zakrzewski, “Time dynamics with matrix product states: Many-body localization transition of large systems revisited,” *Phys. Rev. B* **101**, 035148 (2020).
- [20] Shimpei Goto and Ippei Danshita, “Performance of the time-dependent variational principle for matrix product states in the long-time evolution of a pure state,” *Phys. Rev. B* **99**, 054307 (2019).
- [21] Sarang Gopalakrishnan, Kartiek Agarwal, Eugene A. Demler, David A. Huse, and Michael Knap, “Griffiths effects and slow dynamics in nearly many-body localized systems,” *Phys. Rev. B* **93**, 134206 (2016).
- [22] Dariusz Wiater and Jakub Zakrzewski, “Impact of geometry on many-body localization,” *Phys. Rev. B* **98**, 094202 (2018).
- [23] Elliott Baygan, S. P. Lim, and D. N. Sheng, “Many-body localization and mobility edge in a disordered spin- $\frac{1}{2}$  Heisenberg ladder,” *Phys. Rev. B* **92**, 195153 (2015).
- [24] Johannes Hauschild, Fabian Heidrich-Meisner, and Frank Pollmann, “Domain-wall melting as a probe of many-body localization,” *Phys. Rev. B* **94**, 161109 (2016).
- [25] Jae-yoon Choi, Sebastian Hild, Johannes Zeiher, Peter Schauß, Antonio Rubio-Abadal, Tarik Yefsah, Vedika Khemani, David A. Huse, Immanuel Bloch, and Christian Gross, “Exploring the many-body localization transition in two dimensions,” *Science* **352**, 1547–1552 (2016).