

Extending Transition Path Theory: Periodically-Driven and Finite-Time Dynamics

Luzie Helfmann^{a,b,c}, Enric Ribera Borrell^{a,b}, Christof Schütte^{a,b} and Péter Koltai^a

^aInstitute of Mathematics, Freie Universität Berlin, Berlin, Germany

^bZuse-Institute Berlin, Berlin, Germany

^cDepartment of Complexity Science, Potsdam Institute for Climate Impact Research,
Potsdam, Germany

September 2020

Abstract

Given two distinct subsets A, B in the state space of some dynamical system, Transition Path Theory (TPT) was successfully used to describe the statistical behavior of transitions from A to B in the ergodic limit of the stationary system. We derive generalizations of TPT that remove the requirements of stationarity and of the ergodic limit, and provide this powerful tool for the analysis of other dynamical scenarios: periodically forced dynamics and time-dependent finite-time systems. This is partially motivated by studying applications such as climate, ocean, and social dynamics. On simple model examples we show how the new tools are able to deliver quantitative understanding about the statistical behavior of such systems. We also point out explicit cases where the more general dynamical regimes show different behaviors to their stationary counterparts, linking these tools directly to bifurcations in non-deterministic systems.

Keywords Transition Path Theory, Markov chains, time-inhomogeneous process, periodic driving, finite-time dynamics

1 Introduction

The understanding of when and how dynamical transitions, such as tipping processes, happen is important for many systems from physics, biology [NSVE⁺09], ecology [SCF⁺01, HAC⁺18], the climate [LHK⁺08, Len13] and the social sciences [NAD⁺16, ODC⁺20].

If the system dynamics can be modelled by a stationary Markov process running for infinite time, Transition Path Theory (TPT) provides a rigorous approach for studying the transitions from one subset A to another subset B of the state space. The main tool of Transition Path Theory [WVE06, MSVE09] are the forward and backward committor probabilities telling us the probability of the Markov process to next commit to (i.e., hit) B relative to A , either forward or backward in time. Given these committor probabilities, one can derive important statistics of the ensemble of reactive trajectories (i.e., of the collection of all possible paths of the Markov process that start in A and end in B), such as

- the *density* of reactive trajectories telling us about the bottlenecks during transitions,
- the *current* of reactive trajectories indicating the most likely transition channels,
- the *rate* of reactive trajectories leaving A or entering B , and
- the *mean duration* of reactive trajectories.

Other approaches that characterize the ensemble of transition paths, on the one hand, place the focus elsewhere: For instance, in Transition Path Sampling [BCDG02] one is interested in directly sampling trajectories of the reactive ensemble. On the other hand, these approaches consider

different objects, such as the steepest descent path [UE90, CE90, OE97], the most probable path [OE96, ES00, PS10, FLO10, aBvCF12] (also in temporal networks [SGVHGL15]), or the first passage path ensemble [vKSZ18] (see also Remark 5.6).

For many physical, especially molecular, systems that are equilibrated and where transitions happen on a smaller time scale than the observation window, the assumption of a stationary, infinite-time Markov process is reasonable and common practice [NSVE⁺09]. For illustration we consider the overdamped Langevin dynamics

$$dX_t = -\nabla V(X_t)dt + \sigma dW_t$$

in the triple well landscape $V(x, y)$ (as in Figure 1), and we are interested in the transitions between the deep well A and the other deep well B . If the noise intensity σ is sufficiently small, then the system tends to spend long times near local minima of deep wells (this behavior is called *metastability*) and transitions predominantly happen across regions of possibly low values of the potential V (e.g., saddle points). If the system from Figure 1 is stationary and has infinite time for transitioning, the transition channel via the metastable well centered at $(0, 1.5)$ is preferred since the barriers are lower and it does not matter that transitions take a very long time due to being stuck in the metastable set.

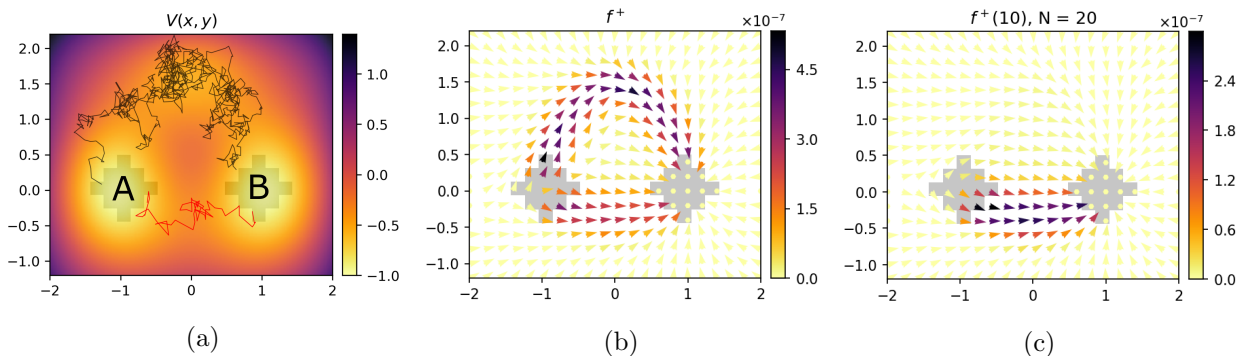


Figure 1: **(a)** Triple well potential landscape with two possible reactive trajectories, i.e., transitions from A to B , highlighted in black and red. **(b)** The effective current of reactive trajectories from A to B in infinite time; the channel via the well at $(0, 1.5)$ is dominantly taken. **(c)** The effective current of reactive trajectories restricted to a small time window; the transition channel via the direct barrier between A and B is more likely. More details on the numerical example can be found in Section 6, but here we chose a smaller noise intensity $\sigma = 0.26$.

However, in order to study transitions and tipping paths in different dynamical contexts (e.g., social systems or climate models) which are often characterized by time-dependent (e.g., seasonal) dynamics as well as transitions of interest within a finite time window, the current theory of transition paths has to be extended.

In these applications one might, for instance, ask: What are the possible transition channels from the current state to a desirable and sustainable state of our social or climate system within the next 30 years [SRR⁺18, ODC⁺20]? By requiring the transitions to depart from A and arrive in B within a finite time interval, the affinity of the system taking the different transition channels is altered. This is visualized in the triple well dynamics, Figure 1(c), where now only the lower transition channel passing the high barrier is possible. Whenever the trajectory takes the channel through the upper metastable set (cf. black trajectory in Subfigure (a)), it is stuck there for a long time, and will not reach B anymore within the finite time horizon.

Moreover, systems containing human agents are usually time-inhomogeneous and not equilibrated while climate systems are often affected by seasonal forcing, raising questions such as: What are the likely spreading paths of a contagion in a time-evolving network [PS11, BH13, VFPC18]? What are bottlenecks in the transient dynamics towards the equilibrium state [Sch92, HOS00]? How

does tipping occur under the joint effect of noise and parameter changes [AWVC12, GLMW19] or periodic forcing [HI⁺05]?

In this paper we generalize TPT to a broader class of dynamical scenarios. In particular, we focus on two generalizations which we consider as natural but not exclusive building blocks for these more general cases: (a) periodically forced infinite-time system and (b) arbitrary time-inhomogeneous finite-time system.

We start in Section 2 by formulating the general setting of TPT for Markov chains $(X_n)_{n \in \mathbb{T}}$ on a finite state space¹ by introducing time-dependent forward committor functions $q_i^+(n)$, giving the probability within the time horizon \mathbb{T} to next commit to B and not A conditional on being in $X_n = i$, as well as time-dependent backward committor functions $q_i^-(n)$, both of which are needed for computing the desired statistics of the transitions from A to B .

We then in more detail work out the following main cases.

- (i) Under the assumption of stationary, infinite-time dynamics, it is known [WVE06, MSVE09] that the committor functions are time-independent $q^+(n) = q^+$ by stationarity and solve the following linear system

$$\begin{cases} q_i^+ &= \sum_{j \in \mathbb{S}} P_{ij} q_j^+ & i \in (A \cup B)^c \\ q_i^+ &= 0 & i \in A \\ q_i^+ &= 1 & i \in B \end{cases} \quad (1)$$

where $P = (P_{ij})_{i,j \in \mathbb{S}}$ is the transition matrix. Similarly all the transition statistics are time-independent and by ergodicity the statistics can also be found by averaging along one infinitely long equilibrium trajectory [WVE06, MSVE09]. In Section 3 we recall the theory [WVE06, MSVE09] from a different point of view. Instead of defining all quantities in terms of trajectory-wise time-averages, we prove by using the Markov property that they can be written in terms of the committors and the stationary distribution. Further, we extend the theory by Lemma 3.5 decomposing the committors into path probabilities.

- (ii) In Section 4 we derive the committors and transition statistics for periodically varying dynamics with a period of length M that are equilibrated (i.e., the law of the chain is also periodic). It follows that the committors are periodically varying $q^+(n) = q_m^+$ whenever $n = m$ modulo M , and we show that the committors solve the following linear system with periodic boundary conditions in time $q_0^+ = q_M^+$

$$\begin{cases} q_{m,i}^+ &= \sum_{j \in \mathbb{S}} P_{m,ij} q_{m+1,j}^+ & i \in (A \cup B)^c \\ q_{m,i}^+ &= 0 & i \in A \\ q_{m,i}^+ &= 1 & i \in B \end{cases} \quad (2)$$

where $P_m = (P_{m,ij})_{i,j \in \mathbb{S}}$ is the transition matrix at time $n = m$ modulo M . This is consistent with the previous case when choosing a period of length $M = 1$.

- (iii) In Section 5 we derive the committor equations and transition statistics for general time-inhomogeneous Markov chains $(X_n)_{n \in \mathbb{T}}$ on a finite-time interval $\mathbb{T} = \{0, \dots, N-1\}$ defined by the transition probabilities $P(n) = (P_{ij}(n))_{i,j \in \mathbb{S}}$ and an initial density $\lambda(0)$. The forward committor $q^+(n)$ for a finite-time Markov chain satisfies the following iterative system of equations:

$$\begin{cases} q_i^+(n) &= \sum_{j \in \mathbb{S}} P_{ij}(n) q_j^+(n+1) & i \in (A \cup B)^c \\ q_i^+(n) &= 0 & i \in A \\ q_i^+(n) &= 1 & i \in B \end{cases} \quad (3)$$

¹Note that we chose Markov chains mostly for simplicity, it is possible to extend the theory to time-continuous and space-continuous dynamics. Also, using Ulams method ([Ula60], see [Kol11a] for a summary) any continuous Markov system can be discretized into a Markov chain model.

with final condition $q_i^+(N-1) = \mathbb{1}_B(i)$. The transition statistics depend on the current time point in the time interval and can be related to an average over the ensemble of reactive trajectories. We also show consistency, i.e., that given a stationary process on a finite time interval, the committors and statistics converge to their classical counterparts (i) in the infinite time limit.

We note that in the stationary regime, committor functions have been used for finding basins of attraction of stochastic dynamics [Kol11b, KV14, LH19], as reaction coordinates [LVE14], as basis functions in the core-set approach [SNL⁺11, Sar11, SS13] and for studying modules and flows in networks [DBCS11, CVE14]. We expect our results to enable similar uses for the time-dependent regime.

The theoretical results from this paper are accompanied by numerical studies on two toy examples, a network of 5 nodes with time-varying transition probabilities, and a discrete model of the overdamped Langevin dynamics in a triple well potential with time-dependent forcing (as in Figure 1). In these examples we will particularly show to what extent time-dependent dynamics or finite-time restrictions affect the transition statistics in contrast to those in stationary, infinite time dynamics. The TPT-related objects derived here allow for a *quantitative* assessment of the dominant statistical behavior in complicated dynamical regimes:

- (i) By adding a periodic forcing to the stationary dynamics, the reaction channels are perturbed and new transition paths, that were not possible before, can appear (see Example 2 and 7).
- (ii) By restricting the stationary dynamics with matrix P to a finite-time window (cf. Example 3 and 8), only transitions within this window are allowed and the average rate of transitions is much lower than in the infinite-time situation. By additionally applying a forcing (cf. Example 4), the system is not equilibrated anymore and we can get a higher average rate of transitions than without forcing, although we set the time-dependent transition matrix $P(n)$ such that its time-average equals the transition matrix P of the stationary case. A similar approach is used in rare events simulation where the system is pushed by an optimal non-equilibrium forcing under which the rare events become more likely [HS12, HBS⁺14].
- (iii) The finite-time case can also be employed for studying qualitative changes in the transition dynamics when parameters are perturbed. In Example 9, we exemplarily show that by increasing the finite-time interval length N , the transition dynamics change qualitatively, even though the dynamics are stationary. Thus, TPT can be used as a quantitative tool describing *bifurcations* in non-stationary non-deterministic systems.

The code used for the examples is available on Github at www.github.com/LuzieH/pytpt.

2 Preliminaries and General Setup

The objective of Transition Path Theory (TPT) is to understand the mechanisms by which noise-induced transitions of a Markov chain $(X_n)_{n \in \mathbb{T}}$ from one subset of the state space $A \subset \mathbb{S}$ to another subset $B \subset \mathbb{S}$ take place². A and B are chosen as two non-empty, disjoint subsets of the finite state space \mathbb{S} , such that the transition region $C := (A \cup B)^c$ is also non-empty. Since historically in TPT one thinks of A as the reactant states of a system, B as the product states and the transitions from A to B as reaction events, we call the pieces of a trajectory that connect A to B by the name *reactive trajectories*. Each reactive trajectory contains the successive states in C visited during a transition that starts in A and ends in B , see Figure 2, and we are interested in gathering dynamical information about the ensemble of reactive trajectories.

²TPT can be generalized to consider transitions between N subsets A_1, A_2, \dots, A_N by looking at the transitions between $A = A_i$ and $B = \bigcup_{j \neq i}^N A_j$ for each $i = 1, \dots, N$ (e.g., used in the core set approach [SNL⁺11, Sar11, SS13]).

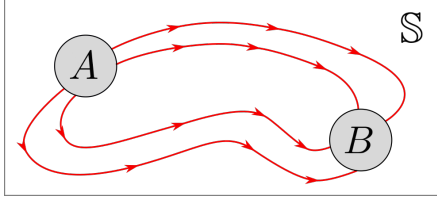


Figure 2: Reactive trajectories, i.e., excursions of trajectories that start in A and end in B .

In this paper, we are interested not only in Markov chains living on the infinite time frame $\mathbb{T} = \mathbb{Z}$ but also those on finite time intervals $\mathbb{T} = \{0, 1, \dots, N - 1\}$, that is where the transitions from A to B have to take place during a finite time frame \mathbb{T} . Moreover, we also consider non-stationary dynamics. This either means

- that the system is in the transient phase towards equilibrium but otherwise has a time-independent transition matrix, or
- that the dynamical rules (the transition matrices) are varying in time, as well as
- that we are dealing with time-varying sets A and B (see the comment in Section 4.2 for the case of periodic dynamics and Remark 5.4 for finite-time dynamics).

In this section, we will define the committor functions and show how they can be used to derive important statistics of the ensemble of reactive trajectories, this entails, e.g., the frequency of transitions, the most important transition channels and where the process on the way to B gets stuck or spends most of its time. Thereby we will keep everything general enough for time-dependent and finite-time dynamics and for the moment only need to assume the Markovianity of the chain $(X_n)_{n \in \mathbb{T}}$ and that the distribution $\mathbb{P}(X_n = i)$ and time-dependent transition rule $P(n) = (\mathbb{P}(X_{n+1} = j | X_n = i))_{i, j \in \mathbb{S}}$ is given for all $n \in \mathbb{T}$.

Later, the results from this section will be applied to the special cases of (i) infinite-time, stationary dynamics (Section 3), (ii) infinite-time, periodic dynamics (Section 4) and (iii) finite-time, time-dependent systems (Section 5), where we will also prove the existence of committors and give the linear system of equations they are solving. These three are just some selected special cases, other interesting cases of systems are, e.g., stochastic regime-switching (see the Remark A.1).

2.1 Committor Equations

All of the transition statistics and characteristics can be computed from the committor probabilities, therefore we will start by defining them. The *forward committor* is the probability that the Markov chain, currently in some state i , will next³ go to set B and not to A . The *backward committor* is the same for the time-reversed Markov chain, i.e., the probability that the time-reversed process will next hit A and not B , or equivalently, the probability that the chain last came from A and not B .

More precisely, the forward committor $q^+(n) = (q_i^+(n))_{i \in \mathbb{S}}$ gives the probability that the process starting in $i \in \mathbb{S}$ at time $n \in \mathbb{T}$ reaches at next within \mathbb{T} first B and not A . We write

$$q_i^+(n) := \mathbb{P}(\tau_B^+(n) < \tau_A^+(n) | X_n = i), \quad (4)$$

where the *first entrance time* of a set $S \subset \mathbb{S}$ after or at time $n \in \mathbb{T}$ is given by

$$\tau_S^+(n) := \inf\{k \in \mathbb{T} \text{ s.t. } k \geq n, X_k \in S\}, \quad \inf \emptyset := \infty.$$

The backward committor $q^-(n) = (q_i^-(n))_{i \in \mathbb{S}}$ gives the probability that the trajectory arriving at time $n \in \mathbb{T}$ in state $i \in \mathbb{S}$ last within \mathbb{T} came from A not B ,

$$q_i^-(n) := \mathbb{P}(\tau_A^-(n) > \tau_B^-(n) | X_n = i), \quad (5)$$

³ where with next we also include the current time point, i.e., that the system is already in B

where the *last exit time* of a set S before time or at time n is given by

$$\tau_S^-(n) := \sup\{k \in \mathbb{T} \text{ s.t. } k \leq n, X_k \in S\}, \quad \sup \emptyset := -\infty.$$

Note that the first entrance and last exit times are stopping times with respect to the forward and time-reversed process [Rib19, Lemma 3.1.1]. The time-reversed process will be introduced in the following sections for infinite-time and finite-time Markov chains.

The forward committor, as it is defined, only considers trajectory pieces arriving at B within the time horizon \mathbb{T} , similarly, the backward committor only considers excursions that left A within \mathbb{T} .

2.2 Transition Statistics

We will now define statistical objects that characterize the ensemble of *reactive trajectories* from subset A to B and see that they can be computed using the committor probabilities and the Markovianity assumption.

The first two objects, the distribution of reactive trajectories $\mu^{AB}(n)$ and its normalized version $\hat{\mu}^{AB}(n)$, tell us where the reactive trajectories are most likely to be found, i.e., where the transitioning trajectories spend most of their time.

Definition 2.1. The *distribution of reactive trajectories* $\mu^{AB}(n) = (\mu_i^{AB}(n))_{i \in \mathbb{S}}$ for $n \in \mathbb{T}$ gives the joint probability that the Markov chain is in a state i at time n while transitioning from A to B :

$$\mu_i^{AB}(n) := \mathbb{P}(X_n = i, \tau_A^-(n) > \tau_B^-(n), \tau_B^+(n) < \tau_A^+(n)).$$

Note that $\mu_i^{AB}(n) = 0$ for $i \notin C$, i.e., we only get information about the density of transitions passing through C . Direct transitions from A to B are neglected, and in general assumed not to exist.

Theorem 2.2. For a general Markov chain $(X_n)_{n \in \mathbb{T}}$ with committors $q^+(n)$, $q^-(n)$, the distribution of reactive trajectories can be expressed as

$$\mu_i^{AB}(n) = q_i^-(n) \mathbb{P}(X_n = i) q_i^+(n).$$

Proof. We can compute

$$\mu_i^{AB}(n) = \mathbb{P}(\tau_A^-(n) > \tau_B^-(n), \tau_B^+(n) < \tau_A^+(n) | X_n = i) \mathbb{P}(X_n = i) = q_i^-(n) q_i^+(n) \mathbb{P}(X_n = i)$$

by conditioning on $\{X_n = i\}$, and by using independence of the two events $\{\tau_A^-(n) > \tau_B^-(n)\}$, $\{\tau_B^+(n) < \tau_A^+(n)\}$ given $\{X_n = i\}$, which follows from the Markov property.⁴ \square

The distribution $\mu^{AB}(n)$ is not normalized but can easily be normalized by dividing $\mu^{AB}(n)$ by the probability to be on a transition at time n ,

$$Z^{AB}(n) := \sum_{j \in C} \mu_j^{AB}(n) = \mathbb{P}(\tau_A^-(n) > \tau_B^-(n), \tau_B^+(n) < \tau_A^+(n)),$$

to give a probability distribution on \mathbb{S} :

Definition 2.3. Whenever $\mathbb{P}(\tau_A^-(n) > \tau_B^-(n), \tau_B^+(n) < \tau_A^+(n)) > 0$ for $n \in \mathbb{T}$, we can define the *normalized distribution of reactive trajectories* at time $n \in \mathbb{T}$ by

$$\hat{\mu}_i^{AB}(n) := \mathbb{P}(X_n = i | \tau_A^-(n) > \tau_B^-(n), \tau_B^+(n) < \tau_A^+(n))$$

giving the density of states in which trajectories transitioning from A to B spend their time.

⁴[Rib19, Prop 2.1.10] provides us with a generalisation of the Markov property for Markov chains for events like $\{\tau_A^-(n) > \tau_B^-(n)\}$ resp. $\{\tau_B^+(n) < \tau_A^+(n)\}$, which belong to the σ -algebra that contains the present and the future resp. the and past of the chain.

The next object tells us about the average number of jumps from i to j during one time step (i.e., the probability flux) while the trajectory is on its way from A to B :

Definition 2.4. The *current of reactive trajectories* $f^{AB}(n) = (f_{ij}^{AB}(n))_{i,j \in \mathbb{S}}$ at time $n \in \mathbb{T}$ gives the average flux of trajectories going through i at time $n \in \mathbb{T}$ and j at time $n+1 \in \mathbb{T}$ consecutively while on their way from A to B :

$$f_{ij}^{AB}(n) := \mathbb{P}(X_n = i, X_{n+1} = j, \tau_A^-(n) > \tau_B^-(n), \tau_B^+(n+1) < \tau_A^+(n+1))$$

Theorem 2.5. The *current of reactive trajectories* for a Markov chain $(X_n)_{n \in \mathbb{T}}$ with transition probabilities $P(n)$ and committors $q^+(n)$, $q^-(n)$, is given by

$$f_{ij}^{AB}(n) = q_i^-(n) \mathbb{P}(X_n = i) P_{ij}(n) q_j^+(n+1)$$

Proof. The reactive current can be computed as

$$\begin{aligned} f_{ij}^{AB}(n) &= \mathbb{P}(X_{n+1} = j, \tau_A^-(n) > \tau_B^-(n), \tau_B^+(n+1) < \tau_A^+(n+1) | X_n = i) \mathbb{P}(X_n = i) \\ &= \mathbb{P}(X_{n+1} = j, \tau_B^+(n+1) < \tau_A^+(n+1) | X_n = i) \mathbb{P}(\tau_A^-(n) > \tau_B^-(n) | X_n = i) \mathbb{P}(X_n = i) \\ &= \mathbb{P}(X_{n+1} = j | X_n = i) \mathbb{P}(\tau_B^+(n+1) < \tau_A^+(n+1) | X_{n+1} = j, X_n = i) q_i^-(n) \mathbb{P}(X_n = i) \\ &= q_i^-(n) \mathbb{P}(X_n = i) P_{ij}(n) q_j^+(n+1), \end{aligned}$$

by first conditioning on $\{X_n = i\}$, then by independence of $\{X_{n+1} = j, \tau_B^+(n+1) < \tau_A^+(n+1)\}$ and $\{\tau_A^-(n) > \tau_B^-(n)\}$ given $\{X_n = i\}$, by conditioning on $\{X_{n+1} = j\}$, and last by the Markov property. \square

Let us note that the reactive current also counts the transitions going directly from $i \in A$ to $j \in B$, these are not accounted for in the reactive distribution which only accounts for transitions passing the region $(A \cup B)^c$.

In order to eliminate information about detours of reactive trajectories, we define:

Definition 2.6. The *effective current of reactive trajectories* $f^+(n) = (f_{ij}^+(n))_{i,j \in \mathbb{S}}$ at time $n \in \mathbb{T}$ gives the net amount of reactive current going through i at time $n \in \mathbb{T}$ and j at time $n+1 \in \mathbb{T}$ consecutively,

$$f_{ij}^+(n) := \max\{f_{ij}^{AB}(n) - f_{ji}^{AB}(n), 0\}.$$

Ultimately, the effective current of reactive trajectories can be used to find the dominant transition channels in state space between A and B (see, e.g., [MSVE09]).

The current of reactive trajectories only goes out of A , not into A , moreover the current of reactive trajectories only points into B , not out of B . Therefore, A can be thought of as a source of reactive trajectories, whereas B acts like their sink. This leads us to our next characteristic of reactive trajectories: by summing the current of reactive trajectories over A we get the the discrete rate of reactive trajectories flowing out of A , and by summing the current over B , we obtain the rate of inflow into B :

Definition 2.7. For $n, n+1 \in \mathbb{T}$, the *discrete rate of transitions leaving A* at time n is given by

$$k^{A \rightarrow}(n) := \mathbb{P}(X_n \in A, \tau_B^+(n+1) < \tau_A^+(n+1)),$$

i.e., the probability of a reactive trajectory leaving A at time n . When $n-1, n \in \mathbb{T}$, the *discrete rate of transitions entering B* at time n is given by

$$k^{\rightarrow B}(n) := \mathbb{P}(X_n \in B, \tau_A^-(n-1) > \tau_B^-(n-1)),$$

i.e., the probability of a reactive trajectory entering B at time n .

Theorem 2.8. For a Markov chain $(X_n)_{n \in \mathbb{T}}$ with current of reactive trajectories $f^{AB}(n)$, we find the discrete rates to be

$$\begin{aligned} k^{A \rightarrow}(n) &= \sum_{i \in A, j \in \mathbb{S}} f_{ij}^{AB}(n) \\ k^{\rightarrow B}(n) &= \sum_{i \in \mathbb{S}, j \in B} f_{ij}^{AB}(n-1). \end{aligned} \quad (6)$$

Proof. We can compute by using the law of total probability

$$\begin{aligned} \sum_{i \in A, j \in \mathbb{S}} f_{ij}^{AB}(n) &= \sum_{i \in A, j \in \mathbb{S}} \mathbb{P}(X_n = i, X_{n+1} = j, \tau_A^-(n) > \tau_B^-(n), \tau_B^+(n+1) < \tau_A^+(n+1)) = k^{A \rightarrow}(n) \\ \sum_{i \in \mathbb{S}, j \in B} f_{ij}^{AB}(n-1) &= \sum_{i \in \mathbb{S}, j \in B} \mathbb{P}(X_{n-1} = i, X_n = j, \tau_A^-(n-1) > \tau_B^-(n-1), \tau_B^+(n) < \tau_A^+(n)) = k^{\rightarrow B}(n). \end{aligned} \quad (7)$$

□

3 TPT for Stationary, Infinite-time Markov Chains

TPT was originally designed for stationary, infinite-time Markov processes [WVE06, MSVE09], that are often used as models for molecular systems [NSVE⁺09]. Here we will recall that theory by using the results from the previous section and equip it with some new results (e.g. Lemma 3.5) that will be needed later.

3.1 Setting

We begin with describing the processes of interest in this section.

Assumption 3.1. We consider a Markov chain $(X_n)_{n \in \mathbb{Z}}$ taking values in a discrete and finite state space \mathbb{S} , the time-discrete jumps between states $i \in \mathbb{S}$ and $j \in \mathbb{S}$ occur with probability

$$P_{ij} := \mathbb{P}(X_{n+1} = j | X_n = i)$$

stored in the row-stochastic transition matrix $P = (P_{ij})_{i, j \in \mathbb{S}}$. We assume that the process is irreducible, and ergodic with respect to the unique, strictly positive invariant distribution $\pi = (\pi_i)_{i \in \mathbb{S}}$ (also called stationary distribution interchangeably) solving $\pi^\top = \pi^\top P$.

The time-reversed process $(X_n^-)_{n \in \mathbb{Z}}$, $X_n^- := X_{-n}$ traverses the chain backwards in time. It is also a Markov chain [Rib19, Thm 2.1.19] and stationary with respect to the same invariant distribution. The transition probabilities of the time-reversed process $P^- = (P_{ij}^-)_{i, j \in \mathbb{S}}$ with entries

$$P_{ij}^- := \mathbb{P}(X_{-n+1}^- = j | X_n^- = i) = \mathbb{P}(X_{n-1} = j | X_n = i)$$

can be found from expressing the flux in two ways,

$$\mathbb{P}(X_n = i, X_{n+1} = j) = P_{ij} \pi_i = P_{ji}^- \pi_j.$$

3.2 Committor Probabilities

Due to stationarity of the chain (Assumption 3.1), the law of the chain is the same for all times, and we simply have that the committors (4) and (5) are time-independent $q_i^+(n) = q_i^+$, similarly $q_i^-(n) = q_i^-$ for all n .

The forward and backward committors can be found by solving a linear matrix equation of size $|C|$ with appropriate boundary conditions [Nor98, Chapter 1.3].

Theorem 3.2. *The forward committor for a Markov chain according to Assumption 3.1 with transition probabilities $P = (P_{ij})_{i,j \in \mathbb{S}}$ satisfies the following linear system*

$$\begin{cases} q_i^+ &= \sum_{j \in \mathbb{S}} P_{ij} q_j^+ & i \in C \\ q_i^+ &= 0 & i \in A \\ q_i^+ &= 1 & i \in B. \end{cases} \quad (8)$$

Analogously for the backward committor, we have to solve the following linear system

$$\begin{cases} q_i^- &= \sum_{j \in \mathbb{S}} P_{ij}^- q_j^- & i \in C \\ q_i^- &= 0 & i \in B \\ q_i^- &= 1 & i \in A. \end{cases} \quad (9)$$

Proof. From the definition of the committors (4), it immediately follows that we have $q_i^+ = 0$ for $i \in A$ since we always have $\tau_A^+(n) = n$, while $\tau_B^+(n) > n$. Analogously we have $q_i^+ = 1$ for $i \in B$ since in that case $\tau_A^+(n) > n$ and $\tau_B^+(n) = n$. For the committor at node i in the transition region C , we can sum the forward committor at all the other states j weighted with the transition probability to transition from i to j . This follows from

$$\begin{aligned} q_i^+ &= \mathbb{P}(\tau_B^+(n) < \tau_A^+(n) | X_n = i) = \sum_{j \in \mathbb{S}} \mathbb{P}(X_{n+1} = j, \tau_B^+(n) < \tau_A^+(n) | X_n = i) \\ &= \sum_{j \in \mathbb{S}} \mathbb{P}(X_{n+1} = j | X_n = i) \mathbb{P}(\tau_B^+(n) < \tau_A^+(n) | X_{n+1} = j, X_n = i) \\ &= \sum_{j \in \mathbb{S}} \mathbb{P}(X_{n+1} = j | X_n = i) \mathbb{P}(\tau_B^+(n+1) < \tau_A^+(n+1) | X_{n+1} = j, X_n = i) = \sum_{j \in \mathbb{S}} P_{ij} q_j^+ \end{aligned}$$

first using the law of total probability, then conditioning on $\{X_{n+1} = j\}$, using that at time n the chain is in $i \in C$ and thus $\tau_A^+(n), \tau_B^+(n) \geq n+1$, and last using the Markov property.

For the backward committor equations we can proceed in a similar way, by additionally using the time-reversed process. \square

Remark 3.3. If the Markov chain in addition is reversible, i.e., if $P_{ij}\pi_i = P_{ji}\pi_j$ (equivalently, $P_{ij}^- = P_{ij}$) holds, then it follows from Theorem 3.2 that the forward and backward committor are related by $q_i^+ = 1 - q_i^-$.

The following lemma provides us with the necessary condition such that existence and uniqueness of the committors is guaranteed. For a proof see [Rib19, Lemma 3.2.4] or [Nor98, Chapter 4.2].

Lemma 3.4. If P is irreducible, then the two problems (8) and (9) each have a unique solution.

There is a second characterization of the committors in the transition region using path probabilities, as summarized in the following lemma. The proof can be found in the Appendix A.2.

Lemma 3.5. For any $i \in C$, the forward committor can also be specified as the probability of all possible paths starting from node i that reach the set B before A

$$q_i^+ = \sum_{\tau \in \mathbb{Z}^+} \sum_{\substack{i_1 \dots i_{\tau-1} \in C \\ i_\tau \in B}} P_{ii_1} \dots P_{i_{\tau-1}i_\tau}. \quad (10)$$

Similarly for any $i \in C$, the backward committor can also be understood as the sum of path probabilities of all possible paths arriving at node i that last came from A and not B

$$q_i^- = \sum_{\tau \in \mathbb{Z}^-} \sum_{\substack{i_\tau \in A \\ i_{\tau+1} \dots i_{-1} \in C}} P_{i_{\tau+1}i_\tau}^- \dots P_{ii_{-1}}^-. \quad (11)$$

3.3 Transition Statistics

The committor, the distribution, and the transition probabilities are time-independent, thus the statistics from Section 2.2 are time-independent. We write the distribution of reactive trajectories (Theorem 2.2) as $\mu^{AB} = (\mu_i^{AB})_{i \in \mathbb{S}}$, where

$$\mu_i^{AB} = q_i^- q_i^+ \pi_i,$$

the normalized distribution as $\hat{\mu}^{AB} = (\hat{\mu}_i^{AB})_{i \in \mathbb{S}}$. The current of reactive trajectories (Theorem 2.5) $f^{AB} = (f_{ij}^{AB})_{i,j \in \mathbb{S}}$ is given by

$$f_{ij}^{AB} = q_i^- \pi_i P_{ij} q_j^+,$$

and the effective reactive current is denoted $f^+ = (f_{ij}^+)_{i,j \in \mathbb{S}}$.

Theorem 3.6. *For a stationary Markov chain $(X_n)_{n \in \mathbb{Z}}$ the reactive current out of a node $i \in C$ equals the current flowing into the node $i \in C$, i.e.,*

$$\sum_{j \in \mathbb{S}} f_{ij}^{AB} = \sum_{j \in \mathbb{S}} f_{ji}^{AB}. \quad (12)$$

Further, the reactive current flowing out of A into \mathbb{S} (equivalently into $C \cup B$) equals the flow of reactive trajectories from \mathbb{S} (equivalently from $C \cup A$) into B

$$\sum_{i \in A, j \in \mathbb{S}} f_{ij}^{AB} = \sum_{i \in \mathbb{S}, j \in B} f_{ij}^{AB}. \quad (13)$$

For the proof see the Appendix A.2.

Remark 3.7. Due to these conservation laws, there is a close relation of the committors and the effective current (when the chain is reversible) to the voltage and the electric current in an electric resistor network [Doy84, Nor98] with a voltage applied between A and B , see [Met08, MSVE09] for work in this direction. Also in [Met08, MSVE09], a decomposition algorithm of the effective current into the paths from A to B carrying a substantial portion of the transition rate is proposed, yielding the dominant transition channels between A and B . The effective current of reactive trajectories is loop-erased, therefore in [BCS15] a decomposition of the current of reactive trajectories into cyclic structures and non-cyclic parts is suggested.

Further, since $\sum_{i \in A, j \in \mathbb{S}} f_{ij}^{AB} = \sum_{i \in \mathbb{S}, j \in B} f_{ij}^{AB}$ by Theorem 3.6, the discrete rate of leaving A equals the discrete rate of entering into B , thus we denote $k^{AB} := k^{A \rightarrow} = k^{\rightarrow B}$. This tells us the probability of a realized transition per time step, i.e., either the probability to leave A and be on the way to B next, or the probability to reach B when coming from A . That k^{AB} indeed has the physical interpretation of a rate becomes clear from the characterization in Theorem 3.8 below.

3.4 Interpretation of the Statistics as Time-averages along Trajectories

The statistics from the previous section give us dynamical information about the ensemble of reactive trajectories. Due to the ergodicity, the Markov chain will visit all states infinitely many times and the ensemble space average of a quantity equals the time average this quantity along a single infinitely long trajectory (Birkhoff's ergodic theorem). Therefore the reactive trajectory statistics from the previous section can also be found by considering the reactive pieces along a single infinitely long trajectory and by averaging over them.

Theorem 3.8. For a Markov chain $(X_n)_{n \in \mathbb{Z}}$ satisfying Assumption 3.1, we have the following \mathbb{P} -almost sure convergence results:

$$\begin{aligned}\mu_i^{AB} &= \lim_{N \rightarrow \infty} \frac{1}{2N+1} \sum_{n=-N}^N \mathbb{1}_{\{i\}}(X_n) \mathbb{1}_A(X_{\tau_{A \cup B}^-(n)}) \mathbb{1}_B(X_{\tau_{A \cup B}^+(n)}) \\ f_{ij}^{AB} &= \lim_{N \rightarrow \infty} \frac{1}{2N+1} \sum_{n=-N}^N \mathbb{1}_{\{i\}}(X_n) \mathbb{1}_A(X_{\tau_{A \cup B}^-(n)}) \mathbb{1}_{\{j\}}(X_{n+1}) \mathbb{1}_B(X_{\tau_{A \cup B}^+(n+1)}) \\ k^{AB} &= \lim_{N \rightarrow \infty} \frac{1}{2N+1} \sum_{n=-N}^N \mathbb{1}_A(X_n) \mathbb{1}_B(X_{\tau_{A \cup B}^+(n+1)}) = \lim_{N \rightarrow \infty} \frac{1}{2N+1} \sum_{n=-N}^N \mathbb{1}_A(X_{\tau_{A \cup B}^-(n-1)}) \mathbb{1}_B(X_n)\end{aligned}\tag{14}$$

where $i, j \in \mathbb{S}$ and $\mathbb{1}_A(x)$ is the indicator function on the set A .

The proof of Theorem 3.8 can be found in [Rib19, Thm 3.3.2, Thm 3.3.7, Thm 3.3.11] and relies on Birkhoff's ergodic theorem [Wal00] for the canonical representation of the process as a Markov shift.

The theorem not only offers a data-driven approach to approximate the transition statistics by averaging along a given sufficiently long trajectory sample but also gives interpretability to the statistics. While μ^{AB} as the (not normalized) trajectory-wise distribution of reactive trajectories and f^{AB} as the trajectory-wise flux of reactive trajectories are still straightforward to understand, we can also give meaning to the rate k^{AB} and to $Z^{AB} = \sum_{i \in C} \mu_i^{AB}$. We can think of k^{AB} as the total number of reactive transitions taking place within the time interval $\{-N, \dots, N\}$ divided by the number of time steps $2N+1$ in the limit of $N \rightarrow \infty$. Similarly we can give meaning to Z^{AB} as the total time spent transitioning during $\{-N, \dots, N\}$ divided by $2N+1$ in the limit of $N \rightarrow \infty$. Last, we note that the ratio between Z^{AB} and k^{AB} provides us with a further characteristic transition quantity [VE06],

$$t^{AB} := \frac{Z^{AB}}{k^{AB}} = \lim_{N \rightarrow \infty} \frac{\text{total time spent transitioning during } \{-N, \dots, N\}}{\#\{\text{reactive transitions during } \{-N, \dots, N\}\}},$$

telling us the total time spent transitioning divided by the total number of transitions, i.e., the *expected length of a transition* from A to B .

3.5 Numerical Example 1: Infinite-time, Stationary Dynamics on a 5-state Network

We consider a Markov chain on a network of five states $\mathbb{S} = \{0, 1, 2, 3, 4\}$ of which 0, 2, 4 have a high probability to remain in the same state. The transition matrix is given by the row-stochastic matrix P , see Figure 3. We are interested in transitions from the subset $A = \{0\}$ to the subset $B = \{4\}$. What is the most likely route that the transitions take?

The numerically computed committors and transition statistics are shown in Figure 3, the discrete rate of transitions is $k^{AB} = 0.018$, i.e., on average every 56 time steps a transition from A to B is completed. We see that the effective current is the strongest along the path $A \rightarrow 1 \rightarrow B$, i.e., most transitions effectively happen via this path, but a share of 33,3% of transitions happen via the route from $A \rightarrow 3 \rightarrow B$. Also, we can note that the density of reactive trajectories has a very high value in the state 2, indicating that many reactive trajectories pass this state or stay there for a long time. Thus reactive trajectories on the effective path $A \rightarrow 1 \rightarrow B$ will likely do a detour to 2, which is not visible from the effective current since it does not tell us about detours.

4 TPT for Periodically Driven, Infinite-time Markov Chains

Many real-world systems showcase periodicity, for example any system subject to seasonal driving, or physical systems with periodic external stimuli.

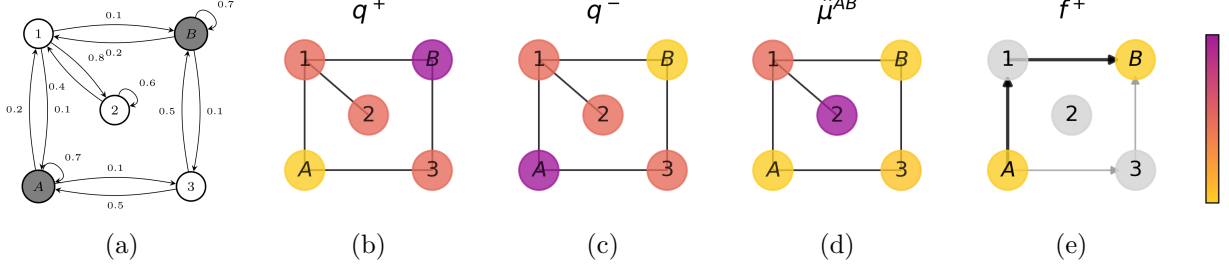


Figure 3: The dynamics of the infinite-time system in Example 1 with (a) transition matrix P and statistics of the transitions from A to B are shown. The node color of (b) q^+ , (c) q^- and (d) $\hat{\mu}^{AB}$ indicate the values of the respective statistics, ranging from yellow (low values) via orange to purple (high value). (e) The strength of the effective current from one state i to state j is shown by the thickness and greyscale of the arrow pointing from i to j . The node color of A and B indicates the sum of current flowing out respectively into the node, here this is just k^{AB} .

For studying transitions in these systems, we extend TPT to Markov chains with periodically varying transition probabilities that are equilibrated to the forcing and cycle through the same distributions each period. If the period is only one time step long, this case reduces to the previous case of stationary, infinite-time dynamics.

We start by laying out the exact setting of the process that we consider, before turning to the computation of committors and transition statistics for periodically forced dynamics. As we will see, by writing the committor equations on a time-augmented state space, we can also find committors for systems with stochastic switching between different dynamical regimes.

4.1 Setting

Assumption 4.1. Consider a Markov chain $(X_n)_{n \in \mathbb{Z}}$ on a finite and discrete state space \mathbb{S} with transition probabilities $P_{ij}(n) = \mathbb{P}(X_{n+1} = j | X_n = i)$ that are periodically varying in time with period length $M \in \mathbb{N}$, i.e., the transition matrices fulfill

$$P(n) = P(n + M) \quad \forall n \in \mathbb{Z}.$$

Therefore the transition matrices at the times within one period $\mathbb{M} := \{0, 1, \dots, M-1\}$ are sufficient to describe all the dynamics and we denote them by $P_m := P(n)$ for time $n \in \mathbb{Z}$ congruent to $m \in \mathbb{M}$ modulo M .

The product of transition matrices over one M -period starting at a time equivalent to $m \in \mathbb{M}$ (modulo M) is denoted by $\bar{P}_m := P_m P_{m+1} \dots P_{m+M-1}$, which is again a transition matrix pushing the Markov chain M time instances in time forward starting from time $\equiv m \pmod{M}$, see Figure 4. The chain described by \bar{P}_m is not time-dependent anymore, it resolves the state of the original system only every M time instance with a time-independent transition matrix \bar{P}_m .

Proposition 4.2. If \bar{P}_0 is irreducible and assuming the setting 4.1 as described above, then for all $m \in \mathbb{M}$ there exists an invariant distribution π_m such that $\pi_m^\top = \pi_m^\top \bar{P}_m$ of the transition matrix \bar{P}_m . Further, π_0 is unique and $\pi_{0,i} > 0$ for all $i \in \mathbb{S}$. If we in addition require $\pi_{m+1}^\top = \pi_m^\top P_m$ for all m , then the entire family $(\pi_m)_{m=0, \dots, M-1}$ is unique.⁵

Proof. Since \bar{P}_0 is irreducible and the state space is finite, the Markov chain induced by \bar{P}_0 has a unique and positive invariant density $\pi_0 = (\pi_{0,i})_{i \in \mathbb{S}}$ such that $\pi_0^\top \bar{P}_0 = \pi_0^\top$. It follows that also \bar{P}_1 has an invariant density, namely $\pi_1^\top := \pi_0^\top P_0$, since it fulfills

$$\pi_1^\top \bar{P}_1 = \pi_0^\top P_0 \bar{P}_1 = \pi_0^\top P_0 P_1 \dots P_{M-1} P_0 = \pi_0^\top \bar{P}_0 P_0 = \pi_0^\top P_0 = \pi_1^\top.$$

⁵Sometimes such a family of invariant densities is called *equivariant*.

In the same way, $\bar{P}_m, m = 2, \dots, M-1$, have an invariant distribution $\pi_m^\top := \pi_{m-1}^\top P_{m-1}$, such that $\pi_m^\top \bar{P}_m = \pi_m^\top$. \square

Thus, the densities π_1, \dots, π_{M-1} are not necessarily unique, unless we require irreducibility. Doing so, there is a unique periodic family of distributions that the chain can admit, and we call such a chain M -stationary; see Figure 4. Having the long-time behavior of chains in mind in this section, we will assume this property, relying on ergodicity.

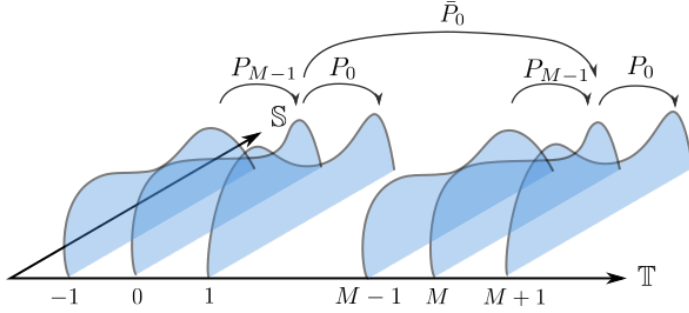


Figure 4: The evolution of densities for periodic dynamics assuming M -stationarity. The density evolution described by $P_m, m \in \mathbb{M}$ varies periodically with time n . Whereas the dynamics described by \bar{P}_m for a fixed m are time-independent, they resolve the system only every M time instances at times n equivalent to m modulo M .

Assumption 4.3. We assume that \bar{P}_0 is irreducible and that the chain is M -stationary, i.e., $\mathbb{P}(X_n = i) = \pi_{m,i}$ whenever n is equivalent to m modulo M .

Next, we introduce the time-reversed chain $(X_n^-)_{n \in \mathbb{Z}}$ with $X_n^- = X_{-n}$. Due to M -stationarity the transition probabilities of the time-reversed chain are also M -periodic, and it is enough to give the transition probabilities backward in time P_m^- for each time point during the period $m \in \mathbb{M}$

$$\begin{aligned} P_{m,i,j}^- &:= \mathbb{P}(X_{M-m+1}^- = j | X_{M-m}^- = i) = \mathbb{P}(X_{m-1} = j | X_m = i) \\ &= \mathbb{P}(X_m = i | X_{m-1} = j) \frac{\mathbb{P}(X_{m-1} = j)}{\mathbb{P}(X_m = i)} = P_{m-1,j,i} \frac{\pi_{m-1,j}}{\pi_{m,i}} \end{aligned}$$

whenever $\pi_{m,i} > 0$, else for $\pi_{m,i} = 0$ we set $P_{m,i,j}^- := 0$.

4.2 Committor Probabilities

We will first look at the forward and backward committors and the system of equations that can be solved to acquire them. The forward $q^+(n)$ respectively backward committor $q^-(n)$ is defined as before in (4) respectively (5), but now since the law of the Markov chain is the same every M time instances, the committors also vary periodically and are identical every M time steps, we therefore denote

$$\begin{aligned} q_m^+ &:= q^+(n) \\ q_m^- &:= q^-(n) \end{aligned} \tag{15}$$

whenever n is equivalent to $m \in \mathbb{M}$.

Again, we consider non-empty and disjoint subsets A, B of the state space. It is straightforward to extend the theory to periodically varying sets $A = (A_m)_{m \in \mathbb{M}}, B = (B_m)_{m \in \mathbb{M}}$ defined on \mathbb{S}^M .

Theorem 4.4. Suppose a Markov chain meeting the Assumptions 4.1 and 4.3. Then the M -periodic forward committor $q_m^+ = (q_{m,i}^+)_{i \in \mathbb{S}}$ fulfills the following iterative system with periodic conditions $q_M^+ = q_0^+$

$$\begin{cases} q_{m,i}^+ &= \sum_{j \in \mathbb{S}} P_{m,i,j} q_{m+1,j}^+ & i \in C \\ q_{m,i}^+ &= 0 & i \in A \\ q_{m,i}^+ &= 1 & i \in B \end{cases} \tag{16}$$

Whereas the M -periodic backward committor $q_m^- = (q_{m,i}^-)_{i \in \mathbb{S}}$ satisfies

$$\begin{cases} q_{m,i}^- &= \sum_{j \in \mathbb{S}} P_{m,ij}^- q_{m-1,j}^- & i \in C \\ q_{m,i}^- &= 0 & i \in B \\ q_{m,i}^- &= 1 & i \in A \end{cases} \quad (17)$$

where $q_M^- = q_0^-$.

The proof follows the lines of the proof above for the stationary, infinite-time case and can be found in the Appendix A.2.

Before proving that the two systems are uniquely solvable, we characterize the forward and backward committors in terms of the path probabilities over one period \mathbb{M} :

Lemma 4.5. For any time $n = m$ modulo M and $i \in C$ the committor functions (15) satisfy the following equalities

$$q_{m,i}^+ = \sum_{i_1 \dots i_M \in C} P_{m,ii_1} P_{m+1,i_1 i_2} \dots P_{m+M-1,i_{M-1} i_M} q_{m,i_M}^+ + \sum_{\tau=1}^M \sum_{\substack{i_1 \dots i_{\tau-1} \in C \\ i_\tau \in B}} P_{m,ii_1} \dots P_{m+\tau-1,i_{\tau-1} i_\tau} \quad (18)$$

$$q_{m,i}^- = \sum_{i_1 \dots i_M \in C} P_{m,ii_1}^- P_{m-1,i_1 i_2}^- \dots P_{m-M+1,i_{M-1} i_M}^- q_{m,i_M}^- + \sum_{\tau=1}^M \sum_{\substack{i_1 \dots i_{\tau-1} \in C \\ i_\tau \in A}} P_{m,ii_1}^- \dots P_{m-\tau+1,i_{\tau-1} i_\tau}^- \quad (19)$$

Proof. First it follows from (16) for $i \in C$ that

$$q_{m,i}^+ = \sum_{i_1 \in C} P_{m,ii_1} q_{m+1,i_1}^+ + \sum_{i_1 \in B} P_{m,ii_1} \quad (20)$$

since $q_{m+1,i_1}^+ = 1$ if $i_1 \in B$, $q_{m+1,i_1}^+ = 0$ if $i_1 \in A$. By inserting the committor equations at the following times iteratively and by using that $q_0^+ = q_M^+$, we get (18). We can proceed analogously for the backward committor, starting from (17) and re-inserting committor equations. \square

The equation (18) with $m = 0$ only contains one unknown and can be solved, e.g., numerically for all $i \in C$, whereas for A respectively B the committor is simply 0 respectively 1. The committor for the remaining times $m = 1, 2, \dots$ can then be computed thereof by using (16). Analogously for (19).

The time-resolution of the Markov chain during the period is important for the committors since we can resolve hitting events of B within the period. The committors one would compute for a more coarsely resolved chain without state information during the period, i.e., for the chain described by \bar{P}_0 (time-homogeneous, but mapping one period in time forward), will not notice that the chain has hit B at times other than $m = 0$. To see that, compare Lemma 4.5 with Lemma 3.5 using \bar{P}_0 .

Lemma 4.6. By the irreducibility of \bar{P}_0 , the solutions to (16) and (17) exist and are unique.

The proof can be found in the Appendix A.2.

Remark 4.7. The committor equations can also be written on a time-augmented state space using a period-augmented transition matrix that pushes the dynamics deterministically forward in time

$$P_{\text{Aug}} = \begin{pmatrix} 0 & P_0 & & 0 \\ & \ddots & \ddots & \\ & & 0 & P_{M-2} \\ P_{M-1} & & & 0 \end{pmatrix}.$$

Extending this approach, one can also consider committor equations for systems that switch stochastically with probabilities $\hat{P} \in \mathbb{R}^{M \times M}$ between M different regimes, each regime is described by a transition matrix P_m . This is essentially the Markov-chain analogue of a *random dynamical system* [Arn95]. The regime-augmented transition matrix is given by

$$P_{\text{Aug}}^{\text{switch}} = \begin{pmatrix} \hat{P}_{11}P_1 & \cdots & \hat{P}_{1M}P_M \\ \vdots & \ddots & \vdots \\ \hat{P}_{M1}P_1 & \cdots & \hat{P}_{MM}P_M \end{pmatrix}.$$

We refer to the Appendix A.1 for more details on both ansatzes and the computation of committor probabilities on the augmented space. The augmented approach also offers a numerical way of solving the committor equations with periodic boundary conditions.

4.3 Transition Statistics

We have seen that the forward and backward committor in the case of periodically driven dynamics are also M -periodic and can be computed from the iterative equations (16), (17) with periodic conditions in time. Since committors, densities and transition matrices are M -periodic, all statistics computed thereof are so too by the theory in Section 2.2, and we equip them with a subscript m , e.g., $\hat{\mu}^{AB}(n) = \hat{\mu}_m^{AB}$, $f^{AB}(n) = f_m^{AB}$, whenever $n \equiv m$ modulo M .

Compared to the previous case of stationary, infinite-time, the discrete rate of reactive trajectories leaving A at time m , $k_m^{A \rightarrow} = \sum_{i \in A, j \in \mathbb{S}} f_{ij}^{AB}(m)$, does not anymore equal the discrete rate of reactive trajectories arriving in B at time m , $k_m^{\rightarrow B} = \sum_{i \in \mathbb{S}, j \in B} f_{ij}^{AB}(m-1)$.

The next theorem provides us with the reactive current conservation laws in the case of periodic dynamics and will allow us to find the relation between $k_m^{A \rightarrow}$ and $k_m^{\rightarrow B}$.

Theorem 4.8. *Consider a Markov chain satisfying Assumptions 4.1 and 4.3. Then, for each node $i \in C$ and time $m \in \mathbb{M}$ we have the following current conservation law*

$$\sum_{j \in \mathbb{S}} f_{m,ij}^{AB} = \sum_{j \in \mathbb{S}} f_{m-1,ji}^{AB}, \quad (21)$$

i.e., all the reactive trajectories that flow out of i at time (congruent to) m , have flown into i at time equivalent to $m-1$.

Further, over one period the amount of reactive flux leaving A is the same as the amount of flux entering B , i.e.,

$$\sum_{m \in \mathbb{M}} \sum_{\substack{i \in A \\ j \in \mathbb{S}}} f_{m,ij}^{AB} = \sum_{m \in \mathbb{M}} \sum_{\substack{i \in \mathbb{S} \\ j \in B}} f_{m,ij}^{AB}. \quad (22)$$

The proof can be found in the Appendix A.2 and follows from straightforward computations using the committor equations to rewrite the reactive current.

As a result of (22), the discrete out-rate averaged over one period equals the average discrete in-rate, which we define to be \bar{k}_M^{AB} , i.e.,

$$\bar{k}_M^{AB} := \frac{1}{M} \sum_{m \in \mathbb{M}} k_m^{A \rightarrow} = \frac{1}{M} \sum_{m \in \mathbb{M}} k_m^{\rightarrow B}.$$

This period-averaged discrete rate tells us the average probability per time step of a reactive trajectory to depart in A or in other words, the expected number of reactive trajectories leaving A per time step.

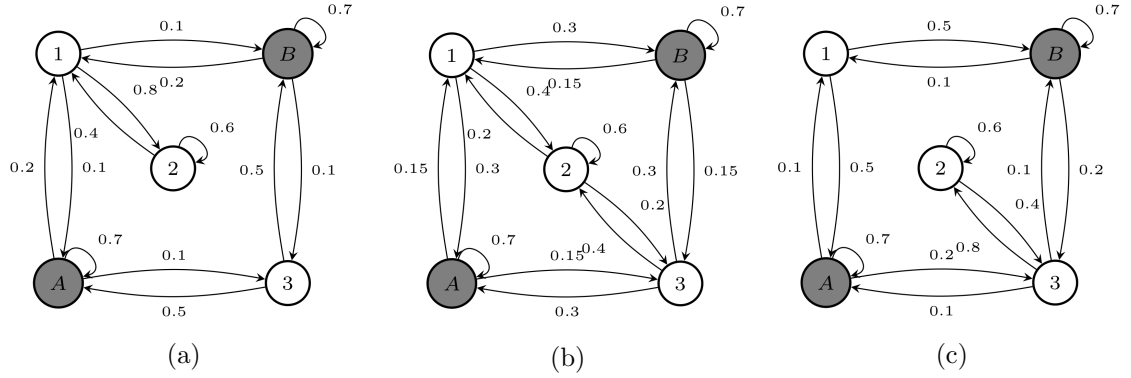


Figure 5: The dynamics of the periodic system of Example 2 are given by the transition matrix $P_m = T + \cos\left(\frac{m\pi}{3}\right)L$ for the times $m = n \pmod{6}$; shown here are the transition matrices (a) $T+L$, (b) T and (c) $T-L$.

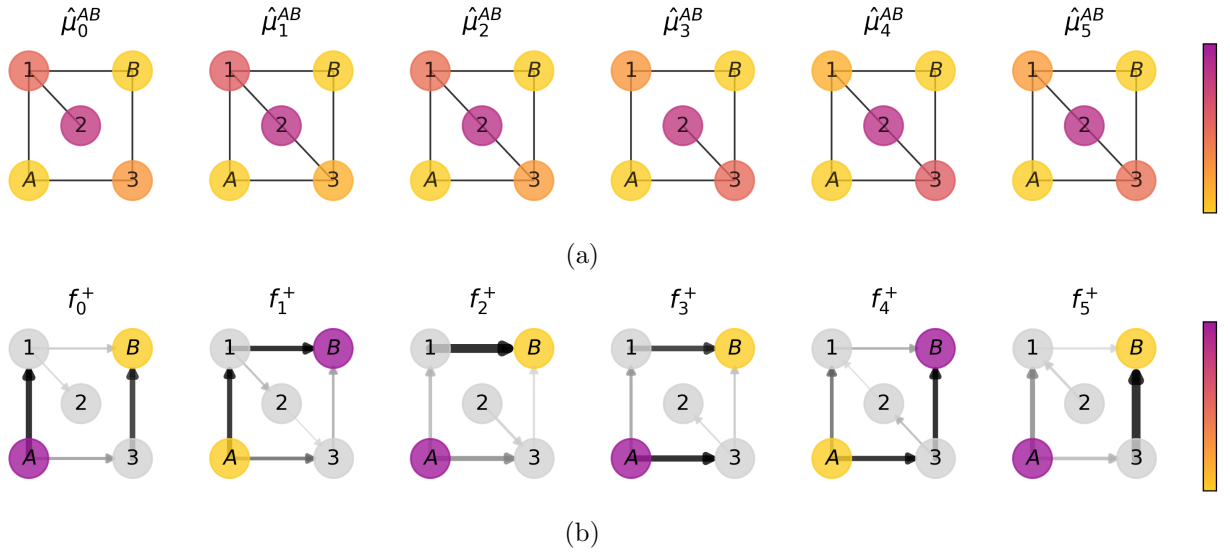


Figure 6: We show statistics of Example 2, namely, (a) the normalized distribution which is shown by the color of the nodes, ranging from yellow (low values) via orange to purple (high value), as well as (b) the effective current from one state i to state j that is indicated by the thickness and greyscale of the arrow pointing from i to j . The node color of the effective current plot indicates the outflow of A and the inflow into B of current at the corresponding time point m , which can be related to the $k_m^{A \rightarrow}$ and $k_{m+1}^{B \rightarrow}$.

4.4 Numerical Example 2: Periodically Varying Dynamics on a 5-state Network

We consider the same 5-state network as before in Example 1, but this time the Markov chain is in equilibrium to the periodically varying transition probabilities

$$P_m = T + \cos\left(\frac{2m\pi}{M}\right) L, \quad m \in \{0, \dots, M-1\},$$

with period length $M = 6$. The transition matrices are chosen such that for time $m = 0$ the dynamics are the same as in the stationary Example 1, $P_0 = T + L = P$, whereas at time $m = 3$ the dynamics are reversed $P_3 = T - L$. Matrix T is a fixed row-stochastic matrix which has transition probabilities that are symmetric along the axis through A and B and L is a 0-rowsum matrix that is not symmetric along the axis through A and B . The probabilities of the transition matrices are shown in Figure 5.

With the numerically computed transition statistics as shown in Figure 6 we try to answer whether the added perturbation results in alternative effective paths compared to Example 1. The effective current indicates that the most likely effective transition path from A to B either goes via $A \rightarrow 1 \rightarrow B$ (with a likely detour to 2) during the first half of the period, or via $A \rightarrow 3 \rightarrow B$ (with a detour to 2) towards the second half of the period. But interestingly, we have additional transition paths that go via $A \rightarrow 1 \rightarrow 2 \rightarrow 3 \rightarrow B$ and $A \rightarrow 3 \rightarrow 2 \rightarrow 1 \rightarrow B$. Neither in the stationary system described by $P_0 = T + L$ nor by $P_3 = T - L$ this path would be possible. Additionally, the period-averaged rate $\bar{k}_6^{AB} = 0.034$ is higher than the rate in the stationary case (Example 1).

5 TPT for Markov Chains on a Finite Time Interval

We now develop TPT for Markov chains with the transitions of interest taking place during a finite time interval. The transition rules can be time-dependent and the dynamics can be non-stationary, i.e., out of equilibrium.

The resulting committor equations (Section 5.2) and statistics (Section 5.3) in case of finite-time dynamics are similar as in the periodic case, yet there are some distinctions. The committor equations are now equipped with final respectively initial conditions and the statistics show some boundary effects at the time interval limits.

In Section 5.4 we also provide a consistency result between the stationary, infinite-time case and the finite-time case for a stationary Markov chain, by considering the limit of the time-interval going to infinity.

5.1 Setting

Let us start by describing the systems of interest in this section.

Assumption 5.1. We consider a Markov chain on a finite time interval $(X_n)_{0 \leq n \leq N-1}$, $N \in \mathbb{N}$, taking values in a discrete and finite space \mathbb{S} . The probability of a jump from the state $i \in \mathbb{S}$ to the state $j \in \mathbb{S}$ at time $n \in \{0, \dots, N-2\}$ is given by the (i, j) -entry of the row-stochastic transition matrix $P(n) = (P_{ij}(n))_{i, j \in \mathbb{S}}$:

$$P_{ij}(n) := \mathbb{P}(X_{n+1} = j | X_n = i).$$

Setting the initial density $\lambda(0) = (\lambda_i(0))_{i \in \mathbb{S}}$, the densities at later times $n \in \{1, \dots, N-1\}$ are given by $\lambda(n+1)^\top = \lambda(n)^\top P(n)$.

By these assumptions, the chain can have time-inhomogeneous transition probabilities, or even if $P(n) = P$ for all n , the densities $\lambda(n)$ can be changing in time. Also, we are not requiring the chain to be irreducible anymore.

The time-reversed process $(X_n^-)_{0 \leq n \leq N-1}$ defined by $X_n^- := X_{N-1-n}$ is also a Markov chain [Rib19, Thm 2.1.18]. Its transition probabilities are given for any $n \in \{1, \dots, N-1\}$ by

$$\begin{aligned} P_{ij}^-(n) &:= \mathbb{P}(X_{N-1-n+1}^- = j \mid X_{N-1-n}^- = i) \\ &= \mathbb{P}(X_{n-1} = j \mid X_n = i) = \frac{\lambda_j(n-1)}{\lambda_i(n)} P_{ji}(n-1) \end{aligned} \quad (23)$$

whenever $\lambda_n(i) > 0$. From the backward transition probabilities (23), we note that even the time-reversed process of a finite-time, time-homogeneous Markov chain (i.e., $P(n) = P$ for all n) is in general a finite-time, time-inhomogeneous Markov chain, unless also the distribution $\lambda(n)$ is time-independent.

5.2 Committor Probabilities

The forward (4) and backward committors (5) keep their dependence on the time of the chain $n \in \{0, \dots, N-1\}$. The following theorem provides us with two iterative equations for the forward and backward committor. Because one can solve (24) and (25) iteratively, the solutions exist and are unique.

Theorem 5.2. *The forward committor for a finite-time Markov chain of the form 5.1 satisfies the following iterative system of equations for $n \in \{0, \dots, N-2\}$:*

$$\begin{cases} q_i^+(n) &= \sum_{j \in \mathbb{S}} P_{ij}(n) q_j^+(n+1) & i \in C \\ q_i^+(n) &= 0 & i \in A \\ q_i^+(n) &= 1 & i \in B \end{cases} \quad (24)$$

with final condition $q_i^+(N-1) = \mathbb{1}_B(i)$. Analogously, the backward committor for a finite-time Markov chain satisfies for $n \in \{1, \dots, N-1\}$

$$\begin{cases} q_i^-(n) &= \sum_{j \in \mathbb{S}} P_{ij}^-(n) q_j^-(n-1) & i \in C \\ q_i^-(n) &= 1 & i \in A \\ q_i^-(n) &= 0 & i \in B \end{cases} \quad (25)$$

with initial condition $q_i^-(0) = \mathbb{1}_A(i)$.

The proof uses some of the arguments of the proofs above for the stationary, infinite-time and periodic infinite-time cases and can be found in the Appendix A.2.

The following theorem provides us with an analogue result to Theorem 3.5 for the forward and backward committors of a finite-time Markov chain written in terms of path probabilities of the paths that start in A and end in B within the restricted time frame \mathbb{T} .

Lemma 5.3. *The forward committor at time $n \in \{0, \dots, N-2\}$ and the backward committor at time $n \in \{1, \dots, N-1\}$, respectively, satisfy for $i \in C$ the following equalities:*

$$q_i^+(n) = \sum_{\tau=n+1}^{N-1} \sum_{\substack{i_\tau \in B \\ i_{n+1}, \dots, i_{\tau-1} \in C}} P_{ii_{n+1}}(n) \cdots P_{i_{\tau-1}i_\tau}(\tau-1) \quad (26)$$

$$q_i^-(n) = \sum_{\tau=0}^{n-1} \sum_{\substack{i_\tau \in A \\ i_{\tau+1}, \dots, i_{n-1} \in C}} P_{ii_{n-1}}^-(n) \cdots P_{i_{\tau+1}i_\tau}^-(\tau+1). \quad (27)$$

The proof follows from rewriting $q_i^+(n)$ for any time $n \in \{0, \dots, N-2\}$ into a decomposition of the probabilities of all possible paths that reach B within the time interval $\{n+1, \dots, N-1\}$ and rewriting $q_i^-(n)$ for any time $n \in \{1, \dots, N-1\}$ into a decomposition of the probabilities of all possible paths that came from A within $\{1, \dots, n-1\}$.

Remark 5.4. Similar as in the periodic case, it is possible to extend the approach to time-dependent sets (i.e., space-time sets) $A(n)$ and $B(n)$. For instance, in order to study transitions that leave a set at a certain time (e.g., at time $n = 0$) and arrive at a certain time (e.g., at $n = N$) we can choose $A(n) = \mathbb{1}_{\{0\}}(n)A$ and $B(n) = \mathbb{1}_{\{N\}}(n)B$.

5.3 Transition Statistics and their Interpretation

We have seen that the forward and backward committors for a finite-time Markov chain can be computed from the iterative equations (24) and (25) with final respectively initial conditions. Based on these, we will next introduce the corresponding transition statistics.

The distribution of reactive trajectories (Definition 2.1) is defined for any time $n \in \{0, \dots, N - 1\}$, and by Theorem 2.2 it is given by

$$\mu_i^{AB}(n) = q_i^-(n) \lambda_n(i) q_i^+(n).$$

Observe that $\mu_i^{AB}(0) = \mu_i^{AB}(N - 1) = 0$ because there are no reactive trajectories at these times. Thus the distribution of reactive trajectories cannot be normalized at times 0 and $N - 1$. As a consequence, the normalized distribution of reactive trajectories $\hat{\mu}^{AB}(n)$ is just defined for times $n \in \{1, \dots, N - 2\}$.

The current of reactive trajectories is defined for any time $n \in \{0, \dots, N - 2\}$, and it is given by (Theorem 2.5)

$$f_{ij}^{AB}(n) = q_i^-(n) \lambda_n(i) P_{ij}(n) q_j^+(n + 1).$$

Similarly, the effective current of reactive trajectories $f_{ij}^+(n) := \max\{f_{ij}^{AB}(n) - f_{ji}^{AB}(n), 0\}$ is defined only for times $n \in \{0, \dots, N - 2\}$.

Also in this case, the current satisfies certain conservation principles:

Theorem 5.5. *For a finite-time Markov chain $(X_n)_{0 \leq n \leq N-1}$ satisfying Assumption 5.1, the reactive current flowing out of the node $i \in C$ at time n equals the current flowing into a node $i \in C$ at time $n - 1$, i.e.,*

$$\sum_{j \in \mathbb{S}} f_{ij}^{AB}(n) = \sum_{j \in \mathbb{S}} f_{ji}^{AB}(n - 1) \quad (28)$$

for $n \in \{1, \dots, N - 2\}$. Further, the reactive current flowing out of A into \mathbb{S} over the whole time period $\{0, \dots, N - 2\}$ equals the flow of reactive trajectories from \mathbb{S} into B over the period

$$\sum_{n=0}^{N-2} \sum_{i \in A, j \in \mathbb{S}} f_{ij}^{AB}(n) = \sum_{n=0}^{N-2} \sum_{i \in \mathbb{S}, j \in B} f_{ij}^{AB}(n). \quad (29)$$

The proof can be found in the Appendix A.2.

The discrete rate of transitions leaving A is defined for times $n \in \{0, \dots, N - 2\}$

$$k^{A \rightarrow}(n) = \sum_{i \in A, j \in \mathbb{S}} f_{ij}^{AB}(n)$$

whereas the discrete rate of transitions entering B is defined for times $n \in \{1, \dots, N - 1\}$

$$k^{\rightarrow B}(n) = \sum_{i \in \mathbb{S}, j \in B} f_{ij}^{AB}(n - 1).$$

By plugging the definitions of the rates into result (29) of Theorem 5.5 and by re-indexing the times, we note that the discrete departure rate averaged over the times $n \in \{0, \dots, N - 2\}$ equals the time-averaged discrete arrival rate over the times $n \in \{1, \dots, N - 1\}$, which we denote by \bar{k}_N^{AB} , i.e.,

$$\bar{k}_N^{AB} := \frac{1}{N} \sum_{n=0}^{N-2} k^{A \rightarrow}(n) = \frac{1}{N} \sum_{n=1}^{N-1} k^{\rightarrow B}(n).$$

In the infinite-time, stationary case, Theorem 3.8 tells us that k^{AB} equals the time average of the number of reactive pieces departing per time step along a single infinitely long trajectory. Here, we cannot apply the ergodic theorem to turn \bar{k}_N^{AB} into an average along a single trajectory. Instead, we can write the time-averaged rate in terms of an ensemble of trajectories to get a better understanding. For this, we take $K \in \mathbb{N}$ i.i.d. realizations of the finite-time chain, i.e., each sample $(\hat{X}_n^i)_{n \in \{0, \dots, N-1\}}$ is distributed according to the law of the finite-time dynamics with $\hat{X}_0^i \sim \lambda(0)$. Then we have by the law of large numbers:

$$\begin{aligned} \bar{k}_N^{AB} &= \frac{1}{N} \sum_{n=0}^{N-2} \mathbb{P}(X_n \in A, \tau_B^+(n+1) < \tau_A^+(n+1)) \\ &= \frac{1}{N} \sum_{n=0}^{N-2} \mathbb{E} \left[\mathbb{1}_A(X_n) \mathbb{1}_B \left(X_{\tau_{A \cup B}^+(n+1)} \right) \right] \\ &= \lim_{K \rightarrow \infty} \frac{1}{N} \sum_{n=0}^{N-2} \frac{1}{K} \sum_{i=1}^K \mathbb{1}_A(\hat{X}_n^i) \mathbb{1}_B \left(\hat{X}_{\tau_{A \cup B}^+(n+1)}^i \right). \end{aligned} \quad (30)$$

Further, we can rewrite the second line of (30) as

$$\bar{k}_N^{AB} = \frac{1}{N} \sum_{n=0}^{N-2} \mathbb{E} \left[\mathbb{1}_A(X_n) \mathbb{1}_B \left(X_{\tau_{A \cup B}^+(n+1)} \right) \right] = \frac{1}{N} \mathbb{E} \left[\sum_{n=0}^{N-2} \mathbb{1}_A(X_n) \mathbb{1}_B \left(X_{\tau_{A \cup B}^+(n+1)} \right) \right] \quad (31)$$

and thus giving the average rate \bar{k}_N^{AB} the interpretation of the total expected amount of reactive trajectories within $\{0, \dots, N-1\}$ divided by the number of time steps. Analogously, we can apply the same argument for the time-averaged probability of being on a transition

$$\bar{Z}_N^{AB} := \frac{1}{N} \sum_{n=0}^{N-1} Z^{AB}(n) = \frac{1}{N} \mathbb{E} \left[\sum_{n=0}^{N-1} \mathbb{1}_A \left(X_{\tau_{A \cup B}^-(n)} \right) \mathbb{1}_B \left(X_{\tau_{A \cup B}^+(n)} \right) \right],$$

which can be understood as the expected number of time steps the Markov chain is on a transition during $\{0, \dots, N-1\}$ divided by N . Last, we define the ratio

$$\bar{t}_N^{AB} := \frac{\bar{Z}_N^{AB}}{\bar{k}_N^{AB}}$$

and observe that it provides us with the average expected duration of a reactive trajectory over $n \in \{0, \dots, N-1\}$.

Remark 5.6. In [vKSZ18], transitions from A to B are studied in non-ergodic and non-stationary processes. But the focus there is put on the first pieces of the trajectories starting in B^c which arrive in B after having been to A (called the first passage paths), whereas we consider the ensemble of all the transitions from A to B within the time interval \mathbb{T} . Further, the first passage paths are divided into nonreactive and reactive segments and statistics for both, the reactive and the non-reactive ensemble, are computed. Last, their approach does not have any restrictions on the length of the first passage path and therefore is not straightforwardly extendable to finite-time processes.

5.4 Convergence Results of TPT Objects from Finite-time Systems to Infinite-time

The aim of this section is to show the consistency of the committors and TPT objects between the finite-time case and infinite-time case. We will show that when assuming a time-homogeneous chain on a finite-time interval that is stationary, the TPT objects converge to the infinite-time, stationary case when letting the time interval go to infinity.

To this end, let us consider the Markov chain $(X_n)_{-N \leq n \leq N}$ on the time interval $\{-N, \dots, N\}$ with a time-homogeneous and irreducible transition matrix $P = (P_{ij})_{i,j \in \mathbb{S}}$. When choosing the unique, strictly positive invariant density $\pi = (\pi_i)_{i \in \mathbb{S}}$ of P as an initial density, the density for all $n \in \{-N, \dots, N\}$ is given by

$$\mathbb{P}(X_n = i) = \pi_i. \quad (32)$$

The time-reversed process $(X_n^-)_{-N \leq n \leq N}$ is also time-homogeneous and stationary, since its transition probabilities are given by

$$P_{ij}^- = \frac{\pi_j}{\pi_i} P_{ji}. \quad (33)$$

The forward committor and the backward committor for a finite-time Markov chain on the time interval $\{-N, \dots, N\}$ satisfy (24) and (25) with a slight adjustment of the time interval.

The next theorem provides us the desired result:

Theorem 5.7. *The committors and transition statistics defined for an irreducible Markov chain in stationarity on a finite time interval correspond in the limit that the interval $\{-N, \dots, N\}$ tends to \mathbb{Z} to the objects defined for a stationary, infinite-time Markov chain. For any $i, j \in \mathbb{S}$ it holds that*

$$\begin{aligned} \lim_{\substack{n \in \{-N, \dots, N-1\} \\ N \rightarrow \infty}} q_i^+(n) &= q_i^+, & \lim_{\substack{n \in \{-N+1, \dots, N\} \\ N \rightarrow \infty}} q_i^-(n) &= q_i^-, & \lim_{\substack{n \in \{-N+1, \dots, N-1\} \\ N \rightarrow \infty}} \mu_i^{AB}(n) &= \mu_i^{AB}, \\ \lim_{\substack{n \in \{-N+1, \dots, N-2\} \\ N \rightarrow \infty}} f_{ij}^{AB}(n) &= f_{ij}^{AB}, & \lim_{\substack{n \in \{-N+1, \dots, N-2\} \\ N \rightarrow \infty}} k^{A \rightarrow}(n) &= k^{A \rightarrow}, & \lim_{\substack{n \in \{-N+2, \dots, N-1\} \\ N \rightarrow \infty}} k^{\rightarrow B}(n) &= k^{\rightarrow B}. \end{aligned}$$

Proof. First, we see that the forward committor at time $n \in \{-N, \dots, N-1\}$ and the backward committor at time $n \in \{-N+1, \dots, N\}$ for finite-time Markov chains correspond in the limit that $N \rightarrow \infty$ to the forward and the backward committors defined for stationary, infinite-time Markov chains. For any $n \in \{-N, \dots, N-1\}$ we can see that

$$\lim_{\substack{n \in \{-N, \dots, N-1\} \\ N \rightarrow \infty}} q_i^+(n) \stackrel{(1)}{=} \sum_{\tau \in \mathbb{Z}^+} \sum_{\substack{i_1, \dots, i_{\tau-1} \in C \\ i_\tau \in B}} P_{ii_1} \dots P_{i_{\tau-1} i_\tau} \stackrel{(2)}{=} q_i^+, \quad (34)$$

where (1) follows from applying first Lemma 5.3 and then re-indexing the coefficients of the transition matrix P , and (2) follows directly from Lemma 3.5. Analogously we obtain for any $n \in \{-N+1, \dots, N\}$ that

$$\lim_{\substack{n \in \{-N+1, \dots, N\} \\ N \rightarrow \infty}} q_i^-(n) = \sum_{\tau \in \mathbb{Z}^-} \sum_{\substack{i_\tau \in A \\ i_{\tau+1}, \dots, i_{-1} \in C}} P_{i_{\tau+1} i_\tau}^- \dots P_{i_{-1} i_\tau}^- = q_i^-. \quad (35)$$

Hence, by putting together (34), (35) and (32) we show that for any $i, j \in \mathbb{S}$

$$\lim_{\substack{n \in \{-N+1, \dots, N-1\} \\ N \rightarrow \infty}} \mu_i^{AB}(n) = q_i^-(n) \mathbb{P}(X_n = i) q_i^+(n) = q_i^- \pi_i q_i^+ = \mu_i^{AB}, \quad (36)$$

$$\lim_{\substack{n \in \{-N+1, \dots, N-2\} \\ N \rightarrow \infty}} f_{ij}^{AB}(n) = q_i^-(n) \mathbb{P}(X_n = i) P_{ij} q_j^+(n+1) = q_i^- \pi_i P_{ij} q_j^+ = f_{ij}^{AB}, \quad (37)$$

$$\lim_{\substack{n \in \{-N+1, \dots, N-2\} \\ N \rightarrow \infty}} k^{A \rightarrow}(n) = \sum_{\substack{i \in A \\ j \in \mathbb{S}}} f_{ij}^{AB}(n) = \sum_{\substack{i \in A \\ j \in \mathbb{S}}} f_{ij}^{AB} = k^{A \rightarrow}, \quad (38)$$

$$\lim_{\substack{n \in \{-N+2, \dots, N-1\} \\ N \rightarrow \infty}} k^{\rightarrow B}(n) = \sum_{\substack{i \in \mathbb{S} \\ j \in B}} f_{ij}^{AB}(n-1) = \sum_{\substack{i \in \mathbb{S} \\ j \in B}} f_{ij}^{AB} = k^{\rightarrow B}. \quad (39)$$

□

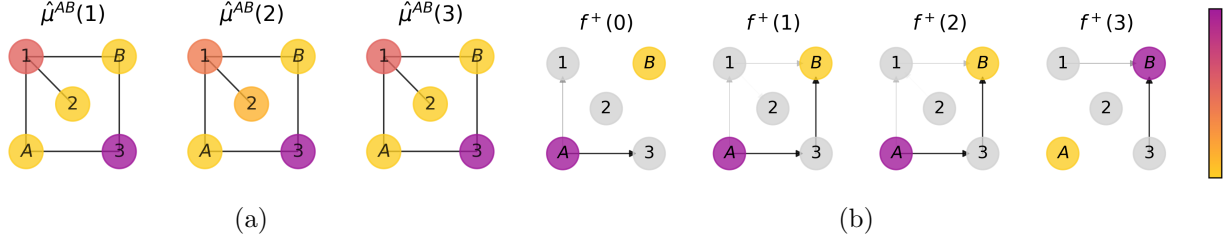


Figure 7: The transition statistics of the finite-time system of Example 3 are shown for times $n \in \{0, \dots, 4\}$. In (a) the node color indicates the value of the normalized distribution, ranging from yellow (low values) via orange to purple (high value). In (b) the strength of the effective current from one state i to state j is shown by the thickness and greyscale of the arrow pointing from i to j , and rate $k_n^{A \rightarrow}$ respectively $k_{n+1}^{\rightarrow B}$ are shown by the color of the nodes A and B of the effective current plot.

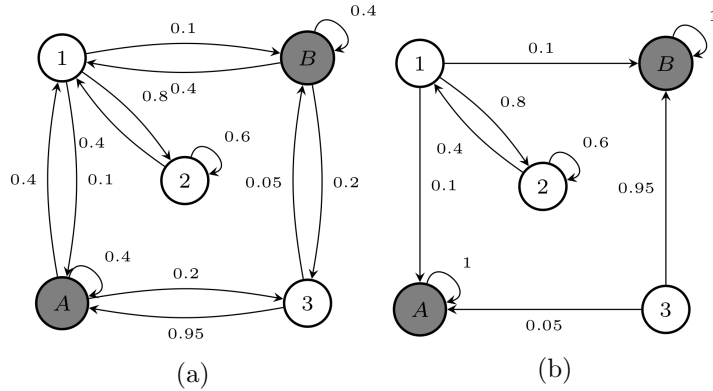


Figure 8: The dynamics of the finite-time, time-inhomogeneous system (Example 4) are given by (a) $P(n) = P + K$ at even times, and (b) $P(n) = P - K$ at odd times.

5.5 Numerical Example 3: Time-homogeneous, Finite-time Dynamics on a 5-state Network

We consider a time-homogeneous Markov chain over $\mathbb{T} = \{0, 1, \dots, N - 1\}$, $N = 5$ with the transition rules given by $P(n) = P$ for all $n \in \{0, 1, \dots, N - 2\}$. P is the transition matrix used in Example 1 and the initial density is given by the stationary density π of P . Thus we are in the same setting as before in Example 1, but we are now looking at transitions between A and B that are restricted to take place within the finite time window.

The transition statistics computed for this example are shown in Figure 7. Since the time interval was chosen rather small, transitions via 1, that usually do a detour to the metastable state 2, are very unlikely. The transition path via 3 is more likely, we can see that the effective current through 3 is much stronger, also the normalized reactive distribution indicates that it is the most likely to be in node 3 when reactive. We also note that the rate $\bar{k}_5^{AB} = 0.005$ is much smaller than in the stationary case, only few transitions from A to B are completed (on average) in the short time frame $\{0, 1, \dots, N - 1\}$.

5.6 Numerical Example 4: Time-inhomogeneous, finite-time dynamics on a 5-state network

As a next example, we consider a time-inhomogeneous chain over the finite time window $\mathbb{T} = \{0, \dots, N - 1\}$, $N = 5$. We again set the stationary density of P as an initial density and let the transition matrices depend on the time but in such a way that $\frac{1}{N-1} \sum_n P(n) = P$. For any

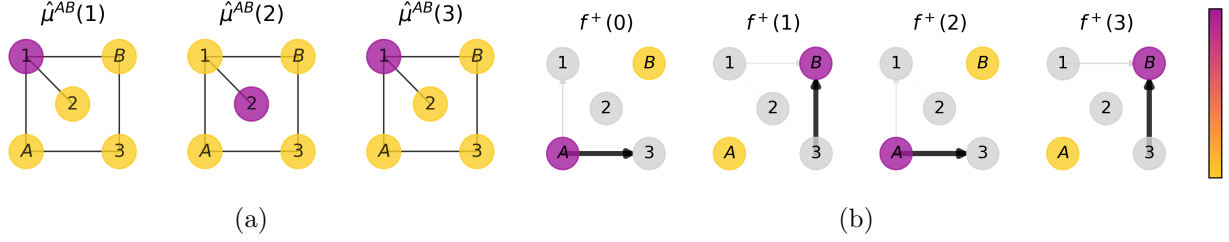


Figure 9: Here we show (a) the normalized distribution and (b) the current of transitions from A to B for the finite-time, time-inhomogeneous system (Example 4).

$n \in \{0, \dots, N-2\}$ let

$$P(n) = \begin{cases} P + K & \text{if } n \pmod{2} = 0 \\ P - K & \text{if } n \pmod{2} = 1 \end{cases}$$

where K is the 0-rowsum matrix as given in Figure 8. At times $n = 0, 2$ the transition matrices become $P + K$ and the subsets A and B are less metastable. At times $n = 1, 3$ the transition matrices become $P - K$ and A and B are more metastable.

The computed transition statistics are shown in Figure 9. The effective current plot shows that the majority of reactive trajectories are leaving A at times $n = 0, 2$ and go to 3 and at times $n = 1, 3$ they move from 3 to B . The time-averaged rate for the finite-time, time-homogeneous case from Example 3 is $\bar{k}_5^{AB} = 0.005$ while the time-averaged rate for this time-inhomogeneous case is $\bar{k}_5^{AB} = 0.012$, more than two times larger. We thus demonstrated that by adding a forcing to the time-homogeneous dynamics that changes the metastability of A and B , we can increase the rate of transitions, even though the forcing vanishes on average. We note that utilizing perturbations that tip a system out of equilibrium is used in statistical mechanics to accelerate convergence of statistics [HMM04, LNP13].

5.7 Numerical Example 5: Growing Finite-time Window for the 5-state Network

Let us consider the stationary Markov chain introduced in Example 3 but on the time interval $\mathbb{T} = \{-N, \dots, N\}$. We want to see numerically that the forward respectively backward committor at time n converges under the l^2 -norm to the forward respectively backward committor of the infinite-time, stationary system by extending the time interval $\mathbb{T} = \{-N, \dots, N\}$ for N big enough such that $N \pm n \gg 1$, i.e.,

$$\lim_{\substack{n \in \{-N, \dots, N-1\} \\ N \pm n \gg 1}} \|q^+ - q^+(n)\|_2 \approx 0, \quad \lim_{\substack{n \in \{-N+1, \dots, N\} \\ N \pm n \gg 1}} \|q^- - q^-(n)\|_2 \approx 0.$$

In Figure 10 we show this convergence numerically, note that the statistics will not necessary converge near the boundary of the interval.

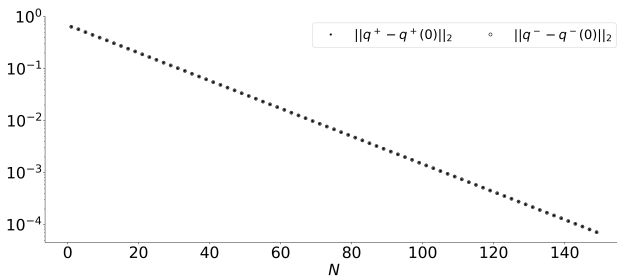


Figure 10: The committors at time $n = 0$ of the finite-time chain with stationary dynamics (Example 5) converge under the l^2 -norm to the committors of the infinite time chain (Example 1). The l_2 -errors decrease at an exponential rate.

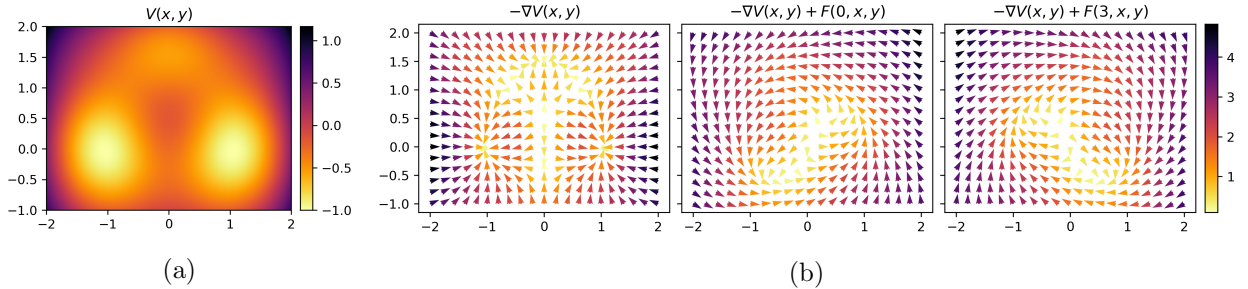


Figure 11: **(a)** Triplewell landscape $V(x, y)$ and the resulting force when unperturbed and when periodically perturbed. **(b)** The negative gradient $-\nabla V(x, y)$ is the force that each particle in Example 6 without perturbation feels, while in Example 7 a periodically varying circulative force is added resulting at times $m = 0$ and $m = 3$ in the shown forces.

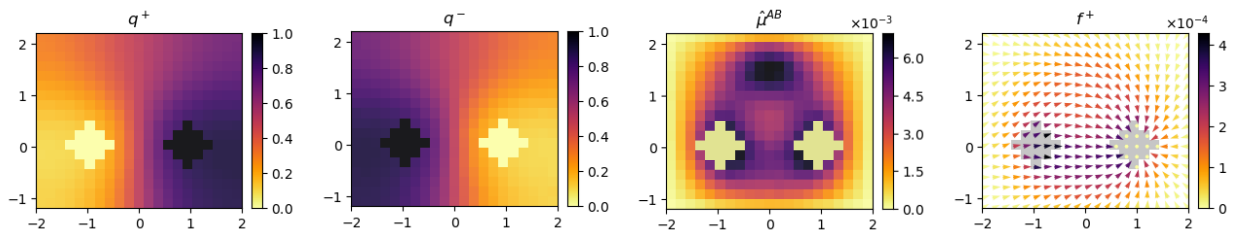


Figure 12: TPT objects for stationary, infinite-time dynamics in the triple well landscape as explained in Example 6. The last plot shows the accumulated f^+ for each state i (see the footnote).

6 Numerical Examples in a Triplewell Landscape

In this section, we exemplarily study the transition behaviour of a particle diffusing in a triple well energy landscape for several scenarios: for infinite-time, stationary dynamics (Section 6.1), for infinite-time dynamics with an added periodic forcing (Section 6.2), and for stationary, finite-time dynamics (Sections 6.3, 6.4).

6.1 Numerical Example 6: Infinite-time, stationary dynamics

We consider the diffusive motion of a particle $(X_t)_{t \in \mathbb{R}}$ in \mathbb{R}^2 according to the overdamped Langevin equation

$$dX_t = -\nabla V(X_t)dt + \sigma dW_t \quad (40)$$

where $\sigma > 0$ is the diffusion constant, W_t is a 2-dimensional standard Brownian motion (Wiener process) and $V(x, y) : \mathbb{R}^2 \rightarrow \mathbb{R}$ is the triple well potential given in [MSVE09, SS13],

$$V(x, y) = \frac{3}{4} \exp\left(-x^2 - \left(y - \frac{1}{3}\right)^2\right) - \frac{3}{4} \exp\left(-x^2 - \left(y - \frac{5}{3}\right)^2\right) - \frac{5}{4} \exp\left(- (x-1)^2 - y^2\right) - \frac{5}{4} \exp\left(- (x+1)^2 - y^2\right) + \frac{1}{20}x^4 + \frac{1}{20}\left(y - \frac{1}{3}\right)^4 \quad (41)$$

and shown in Figure 11. The particle is pushed by the force $-\nabla V(x, y)$ “downhill” in the energy landscape, while simultaneously being subject to a random forcing due to the Brownian motion term. The stationary density of the process is given by the Boltzmann distribution

$$\pi(x, y) = Z^{-1} \exp(-2\sigma^{-2}V(x, y))$$

with normalization factor Z .

Before applying TPT on this example, we have to discretize the process into a Markov chain. We want to estimate a transition matrix that gives us the probability to jump between discrete cells of the state space $[-2, 2] \times [-1, 2]$, here we choose regular square grid cells $\{A_i, i = 1, \dots\}$ of size 0.2×0.2 . By means of Ulams method ([Ula60], see also [Kol11a, Chapter 2.3] for a summary of the method) one can project the dynamics of (40) onto the space spanned by indicator functions on the grid cells, and then further approximate the projected dynamics by a Monte-Carlo sum of sampled trajectory snippets

$$P_{ij} \approx \frac{1}{C} \sum_{c=1}^C \mathbb{1}_{A_j}(\hat{Y}^c), \quad (42)$$

where we sample \hat{X}^c , $c = 1, \dots, C$, uniformly from the cell A_i and we get \hat{Y}^c by evolving the sample forward in time according to (40) with time step τ (e.g., by using the Euler–Maruyama discretization of the stochastic differential equation (40)). The resulting process defined by the transition matrix P is a discrete-time, discrete-space Markov chain with time steps τ .⁶

We are now interested in the transition behaviour between the deep wells of V when the dynamics are stationary. Therefore, we choose sets A and B as centered at $(-1, 0)$ and $(1, 0)$ respectively and we ask: which transition path from A to B is more likely; via the third metastable shallow well at $(0, 1.5)$, or via the direct barrier between A and B ?

The computed committor functions and statistics of the reactive trajectories are shown in Figure 12, we chose $\sigma = 1$, $\tau = 0.3$ and sampled $C = 10,000$ for estimating the transition matrix. Since the dynamics are reversible, the backward committor is just $1 - q^+$. Also, we can see that the committors are close to constant inside the metastable sets (the wells) due to the fast mixing inside the wells, but vary across the barriers. The computed effective current⁷ indicates that most transitions occur via the direct barrier between A and B . The effective current through the shallow well at $(0, 1.5)$ is only very small, but due to the metastability of the well, reactive trajectories taking that path are stuck there for long and thus contributing a lot to the density μ^{AB} . The rate of transitions is $k^{AB} = 0.0142$ and the mean transition time is $t^{AB} = 10.01$.

6.2 Numerical Example 7: Periodic, Infinite-time Dynamics

Next, we are interested in studying transitions in the triplewell landscape when a periodically varying forcing is applied. We add the force $F(x_1, x_2, t) = 1.4 \cos\left(\frac{2\pi t}{1.8}\right) (-x_2, x_1)$, that alternately due to the cosine modulation exhibits an anti-clockwise circulation and a clockwise circulation, to the dynamics (40), resulting in the diffusion process with 1.8-periodic forcing,

$$dX_t = (-\nabla V(X_t) + F(X_t, t))dt + \sigma dW_t. \quad (43)$$

We again discretize the dynamics and estimate transition matrices P_0, P_1, \dots, P_{M-1} ($M = 6$) for τ -spaced time points during the period, each transition matrix is mapping $\tau = 0.3$ into the future. In Figure 11 the force from the potential plus circulation is shown for time points $m = 0$ and $m = 3$.

Considering the same A and B as before, we are now interested in the transition channels when the dynamics are equilibrated to the periodic forcing. The computed results are shown in Figure 13, the reactive trajectories take the lower channel via the direct barrier at the beginning of the period due to the additional push from the forcing, and the upper channel via the shallow well towards the end of the period when the applied circulation is clockwise. It is interesting to note, that the rate

⁶As an alternative for estimating the transition matrix for an overdamped Langevin process (such as (40)), one can use the square root approximation to get a cheap estimate of the rate matrix [LFW13, Hei18] and thereof get the transition matrix.

⁷Regarding plotting f^+ : If the underlying process is a diffusion process in \mathbb{R}^d , we can estimate for each i the vector of the average direction of the effective current and the amount, i.e., to each i at time n we can attach the vector $\sum_{j \neq i} f_{ij}^+(n) v_{ij}$, where v_{ij} is the unit vector pointing from the center of the grid cell i to the center of the grid cell j (see, e.g., Figure 12).

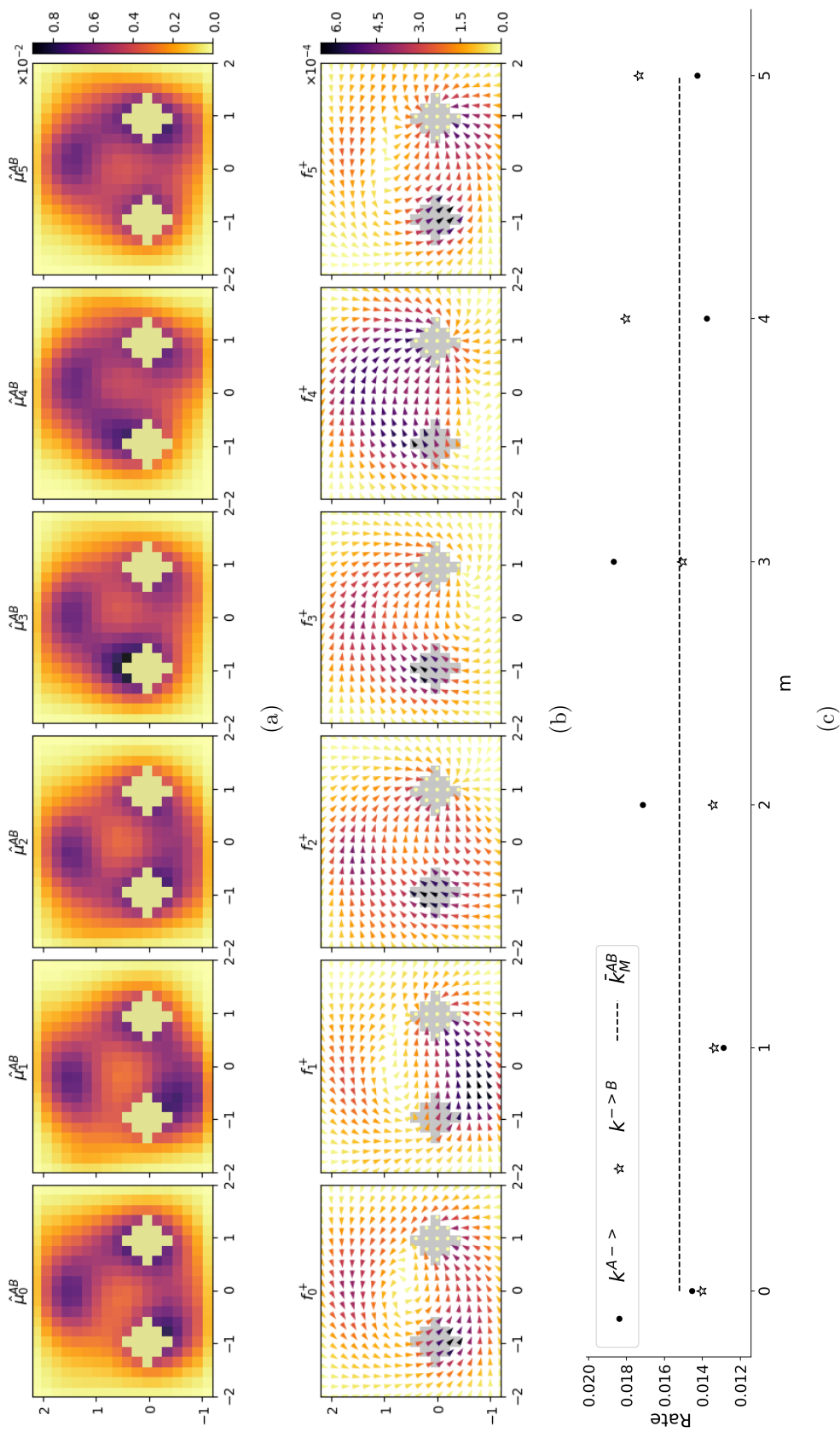


Figure 13: **(a)** The density and **(b)** effective current of reactive trajectories for the triple well dynamics with periodic circulative forcing that is sometimes clockwise, sometimes anti-clockwise, see Example 7. **(c)** The rates $k_m^{A \rightarrow}$ and $k_m^{->B}$ indicate the probability of a reactive trajectory to leave A respectively enter B per time step.

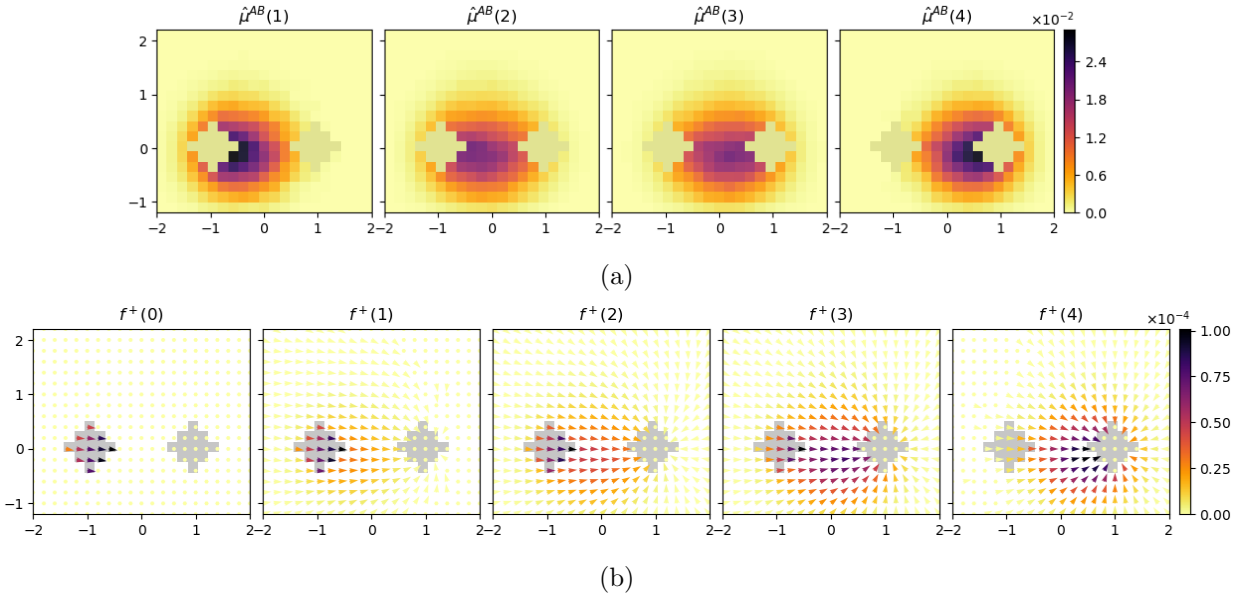


Figure 14: **(a)** The density and **(b)** effective current of reactive trajectories for the stationary triple well dynamics over a finite-time window $\{0, \dots, 5\}$, see Example 8. Note that some quantities are not defined for all $n \in \{0, \dots, N-1\}$.

of reactive trajectories leaving A and entering B is highest towards the end of the period, when the added forcing is clockwise and the preferred channel is the upper channel. This is contrary to the stationary example before, where reactive trajectories dominantly passed the lower channel.

6.3 Numerical Example 8: Finite-time, Time-homogeneous Dynamics

To demonstrate the effect of the finite-time restriction on the transition behaviour between A and B , we now study the time-homogeneous triplewell dynamics restricted to the time window $\mathbb{T} = \{0, \dots, N-1\}$, $N = 6$, and initiated in the stationary density.

Even though we study the same underlying dynamics as in the stationary, infinite-time case (Example 6), the possible transition paths between A and B are limited to the pathway that is fast to traverse, i.e., the lower channel via the direct barrier, see Figure 14. Since only a small portion of the reactive trajectories from the infinite-time example 6 has a short enough transition time to be considered in this case, the average rate of transitions $\bar{k}_6^{AB} = 0.0017$ is much lower than the corresponding rate $k^{AB} = 0.0142$ in the infinite time case (Example 6), and the average time a transition takes $\bar{t}_6^{AB} = 2.055$ is much shorter than in the infinite-time case.

6.4 Numerical Example 9: Bifurcation Studies using Finite-time TPT

Last, we want to highlight the usage of finite-time TPT to study *large* qualitative changes in the transition behavior of a system. We consider the stationary triple well example over a finite interval $\mathbb{T} = \{0, \dots, N-1\}$, but this time with a smaller noise strength of $\sigma = 0.26$ compared to the previous examples.

As we increase the interval length N from $N = 20$ to $N = 500$, we allow reactive trajectories to be longer and longer, and thus the average reactive trajectory changes. Whereas for $N = 20$ most of the density and current is around the lower transition channel, see Figure 15, for $N = 500$ most of the density and current is around the upper transition channel. The transition behaviour restricted to the time interval of size $N = 500$ is already close to the infinite-time transition dynamics, this can be seen by comparing the case of $N = 500$ with Figure 1(b), where the effective current of the same dynamics but in infinite time is depicted.

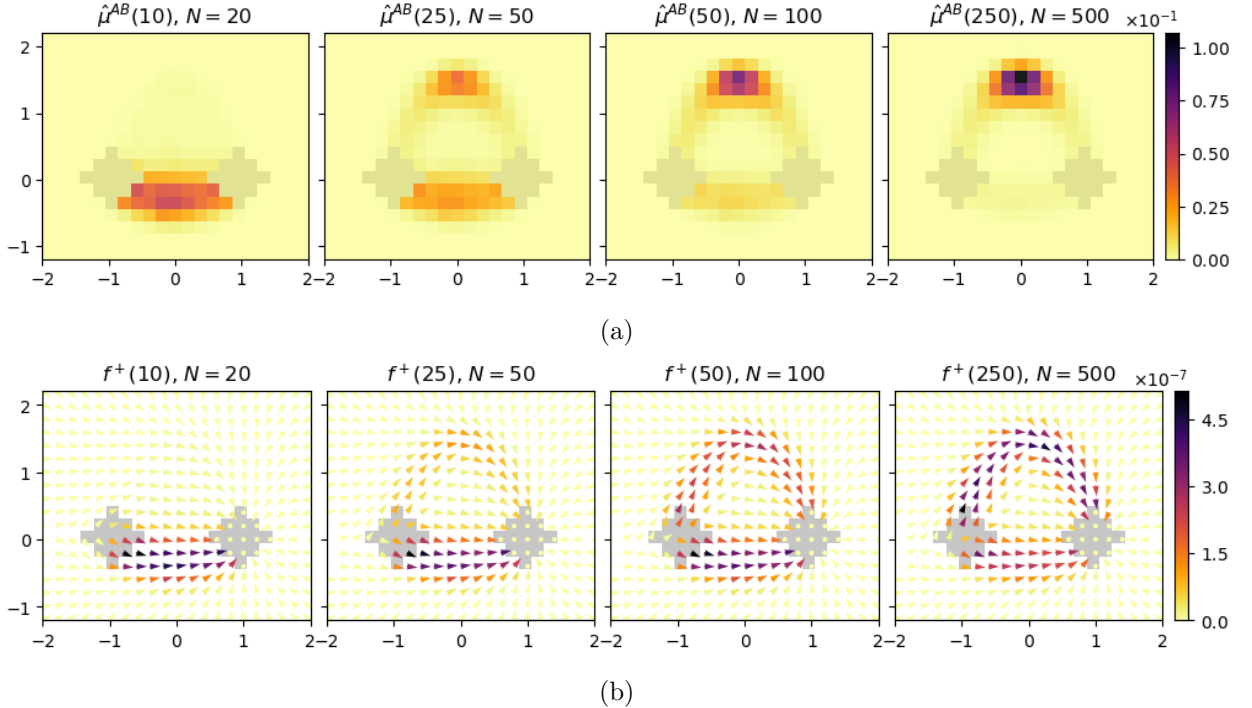


Figure 15: Qualitative changes in the transition behaviour for finite-time, stationary TPT and increasing time-interval lengths, see Example 9. The plots show (a) the density of reactive trajectories (normalized to being reactive) and (b) the current at a time point in the middle of the finite time interval.

7 Conclusion

In this paper, we generalized Transition Path Theory such that it is applicable not only to infinite-time, stationary Markov processes but also to periodically varying and to time-dependent Markov processes on finite time intervals. We restricted our results to Markov processes on discrete state spaces and in discrete time, but generalizations should be straightforward (e.g., following [WVE06, MSVE09]).

The *theory* is intended to generalize TPT towards applicability in, e.g., non-equilibrium molecular, climate, fluid, or social dynamics (agent-based models). In most of these applications, the problem of *computing* the TPT objects arises, as the state space can be high- and also infinite dimensional. This is a non-trivial task even in the traditional TPT context stemming from molecular dynamics—where these tools have nevertheless been successfully applied. Resolving the time-dependence poses an additional computational challenge. All this goes beyond the scope of the present work and will be addressed elsewhere.

First results towards the application of stationary TPT in high-dimensional state spaces have already been proposed. In [TGDW19] a workaround was given for solving the committor equations in the case of infinite-time, stationary dynamics by a Galerkin projection which works well as long as the dynamics of the Markov chain can be described by low-dimensional representations. Another interesting first work [KLY19] goes into the direction of using neural networks for solving the committor equations in high dimensions.

Further, the interpretability and visualization of the transition statistics in high dimensions or for large time intervals (large N or M) is a point of future research. In [MSVE09] an algorithm for computing transition channels from the effective current of reactive trajectories was proposed, a generalization for time-dependent dynamics is ongoing work.

An implementation of the tools developed in this paper can be found at www.github.com/

LuzieH/pytpt.

Acknowledgments We would like to thank Alexander Sikorski and Jobst Heitzig for insightful discussions on the theory, as well as Niklas Wulkow for valuable feedback on the paper manuscript. LH received funding by the Deutsche Forschungsgemeinschaft (DFG, German Research Foundation) under Germany’s Excellence Strategy – The Berlin Mathematics Research Center MATH+ (EXC-2046/1, project ID: 390685689). ERB and PK acknowledge support by the DFG through grant CRC 1114, projects A05 and A01, respectively.

References

- [aBvCF12] S. a Beccara, T. Škrbić, R. Covino, and P. Faccioli. Dominant folding pathways of a ww domain. *Proceedings of the National Academy of Sciences*, 109(7):2330–2335, 2012.
- [Arn95] L. Arnold. Random dynamical systems. In *Dynamical systems*, pages 1–43. Springer, 1995.
- [AWVC12] P. Ashwin, S. Wieczorek, R. Vitolo, and P. Cox. Tipping points in open systems: bifurcation, noise-induced and rate-dependent examples in the climate system. *Philosophical Transactions of the Royal Society A: Mathematical, Physical and Engineering Sciences*, 370(1962):1166–1184, 2012.
- [BCDG02] P. G. Bolhuis, D. Chandler, C. Dellago, and P. L. Geissler. Transition path sampling: Throwing ropes over rough mountain passes, in the dark. *Annual Review of Physical Chemistry*, 53(1):291–318, 2002. PMID: 11972010.
- [BCS15] R. Banisch, N. D. Conrad, and C. Schütte. Reactive flows and unproductive cycles for random walks on complex networks. *The European Physical Journal Special Topics*, 224(12):2369–2387, 2015.
- [BH13] D. Brockmann and D. Helbing. The hidden geometry of complex, network-driven contagion phenomena. *science*, 342(6164):1337–1342, 2013.
- [CE90] R. Czerminski and R. Elber. Self-avoiding walk between two fixed points as a tool to calculate reaction paths in large molecular systems. *International Journal of Quantum Chemistry*, 38(S24):167–185, 1990.
- [CVE14] M. Cameron and E. Vanden-Eijnden. Flows in complex networks: Theory, algorithms, and application to lennard-jones cluster rearrangement. *Journal of Statistical Physics*, 156(3):427–454, 2014.
- [DBCS11] N. Djurdjevac, S. Bruckner, T. Conrad, and C. Schütte. Random walks on complex modular networks12. *JNAIAM*, 6(1-2):29–50, 2011.
- [Doy84] P. Doyle. Random walks and electric networks. *Mathematical Assoc. of America*, 1984.
- [ES00] R. Elber and D. Shalloway. Temperature dependent reaction coordinates. *The Journal of Chemical Physics*, 112(13):5539–5545, 2000.
- [FLO10] P. Faccioli, A. Lonardi, and H. Orland. Dominant reaction pathways in protein folding: A direct validation against molecular dynamics simulations. *The Journal of Chemical Physics*, 133(4):045104, 2010.
- [GLMW19] L. T. Giorgini, S. Lim, W. Moon, and J. Wettlaufer. Predicting rare events in stochastic resonance. *arXiv preprint arXiv:1906.10469*, 2019.
- [HAC⁺18] A. Hastings, K. C. Abbott, K. Cuddington, T. Francis, G. Gellner, Y.-C. Lai, A. Morozov, S. Petrovskii, K. Scranton, and M. L. Zeeman. Transient phenomena in ecology. *Science*, 361(6406):eaat6412, 2018.
- [HBS⁺14] C. Hartmann, R. Banisch, M. Sarich, T. Badowski, and C. Schütte. Characterization of rare events in molecular dynamics. *Entropy*, 16(1):350–376, 2014.

- [Hei18] M. Heida. Convergences of the squareroot approximation scheme to the fokker–planck operator. *Mathematical Models and Methods in Applied Sciences*, 28(13):2599–2635, 2018.
- [HI⁺05] S. Herrmann, P. Imkeller, et al. The exit problem for diffusions with time-periodic drift and stochastic resonance. *The Annals of Applied Probability*, 15(1A):39–68, 2005.
- [HMM04] D. Hamelberg, J. Mongan, and J. A. McCammon. Accelerated molecular dynamics: a promising and efficient simulation method for biomolecules. *The Journal of chemical physics*, 120(24):11919–11929, 2004.
- [HOS00] F. d. Hollander, E. Olivieri, and E. Scoppola. Metastability and nucleation for conservative dynamics. *Journal of Mathematical Physics*, 41(3):1424–1498, 2000.
- [HS12] C. Hartmann and C. Schütte. Efficient rare event simulation by optimal nonequilibrium forcing. *Journal of Statistical Mechanics: Theory and Experiment*, 2012(11):P11004, nov 2012.
- [KLY19] Y. Khoo, J. Lu, and L. Ying. Solving for high-dimensional committor functions using artificial neural networks. *Research in the Mathematical Sciences*, 6(1):1, 2019.
- [Kol11a] P. Koltai. *Efficient approximation methods for the global long-term behavior of dynamical systems: theory, algorithms and examples*. Logos Verlag Berlin GmbH, 2011.
- [Kol11b] P. Koltai. A stochastic approach for computing the domain of attraction without trajectory simulation. *Disc. Cont. Dynam. Sys., Supplement*, pages 854–863, 2011.
- [KV14] P. Koltai and A. Volf. Optimizing the stable behavior of parameter-dependent dynamical systems — maximal domains of attraction, minimal absorption times. *Journal of Computational Dynamics*, 1(2):339–356, 2014.
- [Len13] T. M. Lenton. Environmental tipping points. *Annual Review of Environment and Resources*, 38:1–29, 2013.
- [LFW13] H. C. Lie, K. Fackeldey, and M. Weber. A square root approximation of transition rates for a markov state model. *SIAM Journal on Matrix Analysis and Applications*, 34(2):738–756, 2013.
- [LH19] M. Lindner and F. Hellmann. Stochastic basins of attraction and generalized committor functions. *Physical Review E*, 100(2):022124, 2019.
- [LHK⁺08] T. M. Lenton, H. Held, E. Kriegler, J. W. Hall, W. Lucht, S. Rahmstorf, and H. J. Schellnhuber. Tipping elements in the earth’s climate system. *Proceedings of the national Academy of Sciences*, 105(6):1786–1793, 2008.
- [LNP13] T. Lelièvre, F. Nier, and G. A. Pavliotis. Optimal non-reversible linear drift for the convergence to equilibrium of a diffusion. *Journal of Statistical Physics*, 152(2):237–274, Jul 2013.
- [LVE14] J. Lu and E. Vanden-Eijnden. Exact dynamical coarse-graining without time-scale separation. *The Journal of chemical physics*, 141(4):07B619_1, 2014.
- [Met08] P. Metzner. *Transition path theory for Markov processes*. PhD thesis, Freie Universität Berlin, 2008.
- [MSVE09] P. Metzner, C. Schütte, and E. Vanden-Eijnden. Transition path theory for Markov jump processes. *Multiscale Modeling & Simulation*, 7(3):1192–1219, 2009.
- [NAD⁺16] K. Nyborg, J. M. Anderies, A. Dannenberg, T. Lindahl, C. Schill, M. Schlüter, W. N. Adger, K. J. Arrow, S. Barrett, S. Carpenter, et al. Social norms as solutions. *Science*, 354(6308):42–43, 2016.
- [Nor98] J. R. Norris. *Markov chains*. Number 2 in Cambridge Series in Statistical and Probabilistic Mathematics. Cambridge University Press, 1998.

- [NSVE⁺09] F. Noé, C. Schütte, E. Vanden-Eijnden, L. Reich, and T. R. Weigl. Constructing the equilibrium ensemble of folding pathways from short off-equilibrium simulations. *Proceedings of the National Academy of Sciences*, 106(45):19011–19016, 2009.
- [ODC⁺20] I. M. Otto, J. F. Donges, R. Cremades, A. Bhowmik, R. J. Hewitt, W. Lucht, J. Rockström, F. Allerberger, M. McCaffrey, S. S. Doe, et al. Social tipping dynamics for stabilizing earth’s climate by 2050. *Proceedings of the National Academy of Sciences*, 2020.
- [OE96] R. Olender and R. Elber. Calculation of classical trajectories with a very large time step: Formalism and numerical examples. *The Journal of chemical physics*, 105(20):9299–9315, 1996.
- [OE97] R. Olender and R. Elber. Yet another look at the steepest descent path. *Journal of Molecular Structure: THEOCHEM*, 398:63–71, 1997.
- [PS10] F. Pinski and A. Stuart. Transition paths in molecules at finite temperature. *The Journal of Chemical Physics*, 132(18):184104, 2010.
- [PS11] R. K. Pan and J. Saramäki. Path lengths, correlations, and centrality in temporal networks. *Physical Review E*, 84(1):016105, 2011.
- [Rib19] E. Ribera Borrell. From ergodic infinite-time to finite-time transition path theory. Master’s thesis, Freie Universität Berlin, 2019.
- [Sar11] M. Sarich. *Projected Transfer Operators: Discretization of Markov processes in high-dimensional state spaces*. PhD thesis, Freie Universität Berlin, 2011.
- [SCF⁺01] M. Scheffer, S. Carpenter, J. A. Foley, C. Folke, and B. Walker. Catastrophic shifts in ecosystems. *Nature*, 413(6856):591–596, 2001.
- [Sch92] R. H. Schonmann. The pattern of escape from metastability of a stochastic ising model. *Communications in mathematical physics*, 147(2):231–240, 1992.
- [SGVHGL15] E. Ser-Giacomi, R. Vasile, E. Hernández-García, and C. López. Most probable paths in temporal weighted networks: An application to ocean transport. *Physical review E*, 92(1):012818, 2015.
- [SNL⁺11] C. Schütte, F. Noé, J. Lu, M. Sarich, and E. Vanden-Eijnden. Markov state models based on milestoneing. *The Journal of chemical physics*, 134(20):05B609, 2011.
- [SRR⁺18] W. Steffen, J. Rockström, K. Richardson, T. M. Lenton, C. Folke, D. Liverman, C. P. Summerhayes, A. D. Barnosky, S. E. Cornell, M. Crucifix, et al. Trajectories of the earth system in the anthropocene. *Proceedings of the National Academy of Sciences*, 115(33):8252–8259, 2018.
- [SS13] C. Schütte and M. Sarich. *Metastability and Markov state models in molecular dynamics: modeling, analysis, algorithmic approaches*, volume 24. American Mathematical Soc., 2013.
- [TGDW19] E. H. Thiede, D. Giannakis, A. R. Dinner, and J. Weare. Galerkin approximation of dynamical quantities using trajectory data. *The Journal of Chemical Physics*, 150(24):244111, 2019.
- [UE90] A. Ulitsky and R. Elber. A new technique to calculate steepest descent paths in flexible polyatomic systems. *The Journal of chemical physics*, 92(2):1510–1511, 1990.
- [Ula60] S. M. Ulam. *A collection of mathematical problems*, volume 8. Interscience Publishers, 1960.
- [VE06] E. Vanden-Eijnden. Transition path theory. In *Computer Simulations in Condensed Matter Systems: From Materials to Chemical Biology Volume 1*, pages 453–493. Springer, Berlin, Heidelberg, 2006.
- [VFPC18] E. Valdano, M. R. Fiorentin, C. Poletto, and V. Colizza. Epidemic threshold in continuous-time evolving networks. *Physical review letters*, 120(6):068302, 2018.

- [vKSZ18] M. von Kleist, C. Schütte, and W. Zhang. Statistical analysis of the first passage path ensemble of jump processes. *Journal of Statistical Physics*, 170(4):809–843, 2018.
- [Wal00] P. Walters. *An introduction to ergodic theory*, volume 79. Springer Science & Business Media, 2000.
- [WVE06] E. Weinan and E. Vanden-Eijnden. Towards a theory of transition paths. *Journal of statistical physics*, 123(3):503, 2006.

A Appendix

A.1 Committors for Periodic, Infinite-time Dynamics: Augmenting the State Space

As an alternative to the approach in Section 4.2, we can consider the dynamics and the committor equations on the augmented state space \mathbb{S}^M . The augmented transition matrix P_{Aug} of size $M|\mathbb{S}| \times M|\mathbb{S}|$ contains all transition matrices P_0, \dots, P_{M-1} and applies them consecutively in a row

$$P_{\text{Aug}} = \begin{pmatrix} 0 & P_0 & & 0 \\ & \ddots & \ddots & \\ & & 0 & P_{M-2} \\ P_{M-1} & & & 0 \end{pmatrix}$$

e.g., applying P_{Aug} to a space-time distribution with mass only at the 0–th time point shifts all the mass to the next time point. Since the transition matrices are row-stochastic, so is the augmented transition matrix.

With that set, we can take a slightly different approach for writing the forward committor equations as one augmented matrix equation. Again, we need to solve the committor only on C , therefore we define the augmented $|C|M \times |C|M$ matrix \tilde{P}_{Aug} , which encodes only the transitions inside C

$$\tilde{P}_{\text{Aug}} := \begin{pmatrix} 0 & P_0|_{C \rightarrow C} & & \\ & \ddots & \ddots & \\ & & 0 & P_{M-2}|_{C \rightarrow C} \\ P_{M-1}|_{C \rightarrow C} & & & 0 \end{pmatrix}$$

and the $|C|M$ -dimensional vectors

$$\tilde{q}^+ := \begin{pmatrix} (q_{0,i}^+)_{i \in C} \\ (q_{1,i}^+)_{i \in C} \\ \vdots \\ (q_{M-1,i}^+)_{i \in C} \end{pmatrix} \text{ and } \tilde{b} := \begin{pmatrix} (\sum_{j \in B} P_{0,ij})_{i \in C} \\ (\sum_{j \in B} P_{1,ij})_{i \in C} \\ \vdots \\ (\sum_{j \in B} P_{M-1,ij})_{i \in C} \end{pmatrix}.$$

Then from (16), we arrive at the following equation for \tilde{q}^+

$$\tilde{q}^+ = \tilde{P}_{\text{Aug}} \tilde{q}^+ + \tilde{b} \Leftrightarrow (I - \tilde{P}_{\text{Aug}}) \tilde{q}^+ = \tilde{b}. \quad (44)$$

Note that $(I - \tilde{P}_{\text{Aug}})$ is large but sparse compared to using the stacked equations (18).

For the backward committor equations, we proceed similarly and arrive at the equations

$$\tilde{q}^- = \tilde{P}_{\text{Aug}}^- \tilde{q}^- + \tilde{a} \Leftrightarrow (I - \tilde{P}_{\text{Aug}}^-) \tilde{q}^- = \tilde{a} \quad (45)$$

where we defined

$$\tilde{P}_{\text{Aug}}^- := \begin{pmatrix} 0 & & & P_0^-|_{C \rightarrow C} \\ P_1^-|_{C \rightarrow C} & \ddots & & \\ & \ddots & 0 & \\ & & P_{M-1}^-|_{C \rightarrow C} & 0 \end{pmatrix}, \quad \tilde{q}^- := \begin{pmatrix} (q_{0,i}^-)_{i \in C} \\ (q_{1,i}^-)_{i \in C} \\ \vdots \\ (q_{M-1,i}^-)_{i \in C} \end{pmatrix} \text{ and } \tilde{a} := \begin{pmatrix} (\sum_{j \in A} P_{0,ij}^-)_{i \in C} \\ (\sum_{j \in A} P_{1,ij}^-)_{i \in C} \\ \vdots \\ (\sum_{j \in A} P_{M-1,ij}^-)_{i \in C} \end{pmatrix}.$$

Remark A.1. This approach can also be used for studying committors and transitions in systems with stochastic switching between different regimes. Consider the dynamics of a Markov chain that can be in M different regimes each described by a transition matrix P_m , $m \in \{1, \dots, M\}$. The probability to switch between regimes is given by $\hat{P} \in \mathbb{R}^{M \times M}$. The committor probabilities would give the probability to next hit B and not A , given the chain is in a certain state and regime and assuming the dynamics are equilibrated. Note that the periodic dynamics described in this paper are just a special case of stochastic switching, where the switching is deterministic from time m to time $m + 1$, i.e., $\hat{P}_{mm'} = \delta_{mm'-1}$ modulo M . The regime-augmented matrix can be written as:

$$P_{\text{Aug}}^{\text{switch}} = \begin{pmatrix} \hat{P}_{11}P_1 & \dots & \hat{P}_{1M}P_M \\ \vdots & \ddots & \vdots \\ \hat{P}_{M1}P_1 & \dots & \hat{P}_{MM}P_M \end{pmatrix}$$

which is still a row stochastic matrix, since $\sum_{m'=1}^M \hat{P}_{mm'} = 1$ for all $m = 1, \dots, M$. Exactly as above, $P_{\text{Aug}}^{\text{switch}}$ can be used for finding committor probabilities.

A.2 Proofs

A.2.1 Lemma 3.5

Proof. Let us consider the joint probability that the process starting in $i \in \mathbb{S}$ at time $n \in \mathbb{Z}$ reaches first B before A at time $\tau \in \mathbb{Z}_n^+ \cup \{\infty\}$:

$$J_i^+(n, \tau) := \mathbb{P}(\tau_B^+(n) < \tau_A^+(n), \tau_{A \cup B}^+(n) = \tau | X_n = i).$$

The law of total probability lets us write the forward committor in terms of a countable sum of the above mentioned joint probability:

$$q_i^+(n) = \sum_{\tau \in \mathbb{Z}_n^+ \cup \{\infty\}} J_i^+(n, \tau) = \sum_{\tau \in \mathbb{Z}_n^+} J_i^+(n, \tau), \quad (46)$$

where we have used that $\mathbb{P}(\tau_{A \cup B}^+(n) = \infty) = 0$ due to the ergodicity of the process, which ensures that the process will arrive at some time to the subset $A \cup B$.

Next, by applying the same arguments of the proof of Theorem 3.2 we see that the joint probability $J_i^+(n, \tau)$ satisfies the following iterative system of equations for $\tau \in \mathbb{Z}_{n+1}^+$:

$$\begin{cases} J_i^+(n, \tau) = \sum_{j \in \mathbb{S}} P_{ij} J_j^+(n+1, \tau) & i \in C \\ J_i^+(n, \tau) = 0 & i \in A \cup B \end{cases} \quad (47)$$

with initial condition $J_i^+(n, n) = \mathbb{1}_B(i)$.

Last, by using (47) recursively we can compute for any $i \in C$ and $\tau \in \mathbb{Z}_n^+$

$$J_i^+(n, \tau) = \sum_{i_{n+1}, \dots, i_{\tau-1} \in C} P_{ii_{n+1}} \dots P_{i_{\tau-2}i_{\tau-1}} J_i^+(\tau-1, \tau) = \sum_{\substack{i_{n+1}, \dots, i_{\tau-1} \in C \\ i_\tau \in B}} P_{ii_{n+1}} \dots P_{i_{\tau-1}i_\tau}, \quad (48)$$

where we recursively used $J_i^+(k, \tau) = 0$ for any $i \in A \cup B$ and $n+1 \leq k < \tau$, and in the last iteration the fact that $J_i^+(\tau, \tau) = \mathbb{1}_B(i)$.

Putting the results (46) and (48) together completes the proof for the forward committor. The proof for the backward committor follows by using the same arguments. \square

A.2.2 Theorem 3.6

Proof. First, for any $i \in C$, we have

$$\sum_{j \in \mathbb{S}} (f_{ij}^{AB} - f_{ji}^{AB}) = q_i^- \pi_i \sum_{j \in \mathbb{S}} P_{ij} q_j^+ - q_i^+ \pi_i \sum_{j \in \mathbb{S}} q_j^- P_{ij}^- = q_i^- \pi_i q_i^+ - q_i^+ \pi_i q_i^- = 0 \quad (49)$$

using the definition of the time-reversed transition probabilities and the committor equations (4), (5) for $i \in C$.

Second, using that $f_{ij}^{AB} = 0$ if $i \in B, j \in \mathbb{S}$ and also if $i \in \mathbb{S}, j \in A$, we can compute

$$\sum_{\substack{i \in \mathbb{S} \\ j \in \mathbb{S}}} f_{ij}^{AB} = \sum_{\substack{i \in A \\ j \in \mathbb{S}}} f_{ij}^{AB} + \sum_{\substack{i \in C \\ j \in \mathbb{S}}} f_{ij}^{AB} + \sum_{\substack{i \in B \\ j \in \mathbb{S}}} \underbrace{f_{ij}^{AB}}_{=0} = \sum_{\substack{i \in \mathbb{S} \\ j \in A}} \underbrace{f_{ij}^{AB}}_{=0} + \sum_{\substack{i \in \mathbb{S} \\ j \in C}} f_{ij}^{AB} + \sum_{\substack{i \in \mathbb{S} \\ j \in B}} f_{ij}^{AB}$$

and by the current conservation (49) for $i \in C$, $\sum_{j \in \mathbb{S}} f_{ij}^{AB} = \sum_{j \in \mathbb{S}} f_{ji}^{AB} = \sum_{j \in C} f_{ij}^{AB}$, we arrive at

$$\sum_{\substack{i \in A \\ j \in \mathbb{S}}} f_{ij}^{AB} + \sum_{\substack{i \in \mathbb{S} \\ j \in C}} f_{ij}^{AB} = \sum_{\substack{i \in \mathbb{S} \\ j \in C}} f_{ij}^{AB} + \sum_{\substack{i \in \mathbb{S} \\ j \in B}} f_{ij}^{AB}$$

implying that $\sum_{\substack{i \in A \\ j \in \mathbb{S}}} f_{ij}^{AB} = \sum_{\substack{i \in \mathbb{S} \\ j \in B}} f_{ij}^{AB}$. □

A.2.3 Theorem 4.4

Proof. For $i \in C$, the forward committor at time $n = m$ modulo M reads

$$\begin{aligned} q_i^+(n) &= \mathbb{P}(\tau_B^+(n) < \tau_A^+(n) | X_n = i) \stackrel{(1)}{=} \mathbb{P}(\tau_B^+(n+1) < \tau_A^+(n+1) | X_n = i) \\ &\stackrel{(2)}{=} \sum_{j \in \mathbb{S}} \mathbb{P}(\tau_B^+(n+1) < \tau_A^+(n+1), X_{n+1} = j | X_n = i) \\ &\stackrel{(3)}{=} \sum_{j \in \mathbb{S}} \mathbb{P}(\tau_B^+(n+1) < \tau_A^+(n+1) | X_{n+1} = j, X_n = i) \mathbb{P}(X_{n+1} = j | X_n = i) \\ &\stackrel{(4)}{=} \sum_{j \in \mathbb{S}} \mathbb{P}(\tau_B^+(n+1) < \tau_A^+(n+1) | X_{n+1} = j) P_{n,ji} = \sum_{j \in \mathbb{S}} q_j^+(n+1) P_{n,ij} \end{aligned} \tag{50}$$

using (1) that $\tau_B^+(n), \tau_A^+(n) \geq n+1$ for $i \in C$, (2) the law of total probability, (3) the definition of conditional probabilities, (4) the strong Markov property.

And for $i \in A$ at time n it follows from the definition that $\tau_A^+(n) = n$, whereas $\tau_B^+(n) > n$, thus $q_i^+(n) = 0$, in a similar way for $i \in B$, $\tau_A^+(n) > n$, $\tau_B^+(n) = n$ thus $q_i^+(n) = 1$.

The proof for the backward committor equations follows the same lines. □

A.2.4 Lemma 4.6

Proof. We start with the case of the forward committor (16).

We can rewrite (18) with $m = 0$, with $P_0|_{I \rightarrow J}$ denoting the restriction of the matrix P_0 to entries from $i \in I$ to $j \in J$, as the matrix equation

$$(q_{0,i_0}^+)_{i_0 \in C} = \underbrace{P_0|_{C \rightarrow C} \cdots P_{M-1}|_{C \rightarrow C}}_{=: D} (q_{0,i_M}^+)_{i_M \in C} + \sum_{\tau=1}^M P_0|_{C \rightarrow C} \cdots P_{\tau-1}|_{C \rightarrow B} (1)_B$$

equivalently

$$(I - D)(q_{0,i_0}^+)_{i_0 \in C} = \sum_{\tau=1}^M P_0|_{C \rightarrow C} \cdots P_{\tau-1}|_{C \rightarrow B} (1)_B$$

We note, that the equation is uniquely solvable as long as $(I - D)$ is invertible, $(I - D)$ is invertible if $\rho(D) < 1$.

By assuming that \bar{P}_0 is irreducible, we will show that for all $v \in \mathbb{R}^{|C|}$, $\|vD\|_1 < \|v\|_1$. Since this holds in particular for the eigenvectors, it follows that all eigenvalues $|\lambda| < 1$ and thus $\rho(D) < 1$.

We know that D is a substochastic matrix (row sum is ≤ 1) since it is a product of substochastic matrices, and that all entries are non-negative, i.e., $\sum_j |D_{ij}| \leq 1$ for all $i \in C$.

Moreover, there exists at least one row with row sum less than 1 since by irreducibility of \bar{P}_0 , there must be at least one state i in C with a positive probability to go to A or B . We call the first one of this kind by i^* with $\sum_j |D_{i^*j}| < 1$. Thus we can compute

$$\begin{aligned} \|vD\|_1 &= \left\| \sum_i v_i D_{ij} \right\|_1 = \sum_j \sum_i |v_i| |D_{ij}| = \sum_i |v_i| \left(\sum_j |D_{ij}| \right) \\ &= \left(\sum_{i \neq i^*} |v_i| \sum_j |D_{ij}| \right) + |v_{i^*}| \sum_j |D_{i^*j}| \leq \sum_{i \neq i^*} |v_i| + |v_{i^*}| \sum_j |D_{i^*j}| < \sum_i |v_i| = \|v\|_1. \end{aligned}$$

We have shown that a unique solution which we will call q_0^+ exists. The forward committors for $m = 1, \dots, M-1$ can uniquely be computed thereof by using (16).

For the case of the backward committor, we can proceed analogously by using the time-reversed transition probabilities mapping M instances back $\bar{P}_m^- := P_m^- \cdot P_{m-1}^- \cdots P_{m-M+1}^-$, and by noting that if \bar{P}_0 is irreducible, also \bar{P}_0^- is irreducible, which follows from the definition of irreducibility of \bar{P}_0 and using (15). □

A.2.5 Theorem 4.8

Proof. To show that the flux conservation in node $i \in C$ holds, we compute

$$\sum_{j \in \mathbb{S}} (f_{m,ij}^{AB} - f_{m-1,ji}^{AB}) \stackrel{(1)}{=} \pi_{m,i} q_{m,i}^- \sum_{j \in \mathbb{S}} P_{m,ij} q_{m+1,j}^+ - \pi_{m,i} q_{m,i}^+ \sum_{j \in \mathbb{S}} q_{m-1,j}^- P_{m,ij} \stackrel{(2)}{=} 0$$

using (1) $P_{m,ij}^- \pi_{m,i} = P_{m-1,ji} \pi_{m-1,j}$ and (2) the backward and forward committor equations for $i \in C$.

Next we want to show that the current of reactive trajectories leaving A during one period equals the current entering B during one period. We calculate

$$\sum_{m \in \mathbb{M}} \left(\sum_{\substack{i \in \mathbb{S} \\ j \in \mathbb{S}}} f_{m,ij}^{AB} \right) = \sum_{m \in \mathbb{M}} \left(\sum_{\substack{i \in A \\ j \in \mathbb{S}}} f_{m,ij}^{AB} + \sum_{\substack{i \in C \\ j \in \mathbb{S}}} f_{m,ij}^{AB} + \underbrace{\sum_{\substack{i \in B \\ j \in \mathbb{S}}} f_{m,ij}^{AB}}_{=0} \right) = \sum_{m \in \mathbb{M}} \left(\underbrace{\sum_{\substack{i \in \mathbb{S} \\ j \in A}} f_{m,ij}^{AB}}_{=0} + \sum_{\substack{i \in \mathbb{S} \\ j \in C}} f_{m,ij}^{AB} + \sum_{\substack{i \in \mathbb{S} \\ j \in B}} f_{m,ij}^{AB} \right)$$

using that $f_{m,ij}^{AB} = 0$ if $i \in B, j \in \mathbb{S}$ and if $i \in \mathbb{S}, j \in A$. And by the current conservation for $i \in C$, $m \in \mathbb{M}$ and by relabeling i, j, m ,

$$\sum_{m \in \mathbb{M}} \sum_{\substack{i \in C \\ j \in \mathbb{S}}} f_{m,ij}^{AB} = \sum_{m \in \mathbb{M}} \sum_{\substack{i \in C \\ j \in \mathbb{S}}} f_{m-1,ji}^{AB} = \sum_{m \in \mathbb{M}} \sum_{\substack{j \in C \\ i \in \mathbb{S}}} f_{m,ij}^{AB}$$

we arrive at

$$\sum_{m \in \mathbb{M}} \left(\sum_{\substack{i \in A \\ j \in \mathbb{S}}} f_{m,ij}^{AB} + \sum_{\substack{i \in \mathbb{S} \\ j \in C}} f_{m,ij}^{AB} \right) = \sum_{m \in \mathbb{M}} \left(\sum_{\substack{i \in \mathbb{S} \\ j \in C}} f_{m,ij}^{AB} + \sum_{\substack{i \in \mathbb{S} \\ j \in B}} f_{m,ij}^{AB} \right)$$

implying that $\sum_{m \in \mathbb{M}} \sum_{\substack{i \in A \\ j \in \mathbb{S}}} f_{m,ij}^{AB} = \sum_{m \in \mathbb{M}} \sum_{\substack{i \in \mathbb{S} \\ j \in B}} f_{m,ij}^{AB}$. □

A.2.6 Theorem 5.2

Proof. First, we recall what we have already seen in the proof of Theorem 4.4. If $i \in A$ for any $n \in \{0, \dots, N-1\}$ we have that $q_i^+(n) = 0$, $q_i^-(n) = 1$ and if $i \in B$ for any $n \in \{0, \dots, N-1\}$ we have that $q_i^+(n) = 1$, $q_i^-(n) = 0$.

Second, we find a final condition for the forward committor on $i \in C$

$$q_i^+(N-1) = \mathbb{P}(\tau_B^+(N) < \tau_A^+(N) | X_N = i) = \mathbb{P}(X_N \in B | X_N = i) \stackrel{(1)}{=} 0$$

and an initial condition for the backward committor on $i \in C$

$$q_i^-(0) = \mathbb{P}(\tau_A^-(0) > \tau_B^-(0) | X_0 = i) = \mathbb{P}(X_0 \in A | X_0 = i) \stackrel{(2)}{=} 0,$$

where we have used in (1) and (2) that $i \in C$.

Third, by following the same arguments used to prove (50) (in the proof of Theorem 4.4) we get for any $n \in \{0, \dots, N-2\}$ that

$$q_i^+(n) = \sum_{j \in \mathbb{S}} P_{ij}(n) q_j^+(n+1).$$

Analogously, for any $n \in \{1, \dots, N-1\}$ we get that

$$q_i^-(n) = \sum_{j \in \mathbb{S}} P_{ij}^-(n) q_j^-(n-1).$$

□

A.2.7 Theorem 5.5

Proof. First, for any $i \in C$ and $n \in \{1, \dots, N-2\}$ we have on one hand that

$$\begin{aligned} \sum_{j \in \mathbb{S}} f_{ij}^{AB}(n) &= q_i^-(n) \lambda_n(i) \left(\sum_{j \in \mathbb{S}} P_{ij}(n) q_j^+(n+1) \right) \\ &\stackrel{(1)}{=} q_i^-(n) \lambda_n(i) q_i^+(n) \end{aligned} \tag{51}$$

and on the other hand that

$$\begin{aligned} \sum_{j \in \mathbb{S}} f_{ji}^{AB}(n-1) &= \sum_{j \in \mathbb{S}} q_j^-(n-1) \lambda_{n-1}(j) P_{ji}(n-1) q_i^+(n) \\ &\stackrel{(2)}{=} q_i^+(n) \lambda_n(i) \left(\sum_{j \in \mathbb{S}} P_{ij}^-(n) q_j^-(n-1) \right) \\ &\stackrel{(3)}{=} q_i^+(n) \lambda_n(i) q_i^-(n), \end{aligned} \tag{52}$$

where (1) and (3) follow by (24) and (25) and (2) follows by (23).

Second, by using that $f_{ij}^{AB}(n) = 0$ for any $n \in \{0, \dots, N-2\}$ if $i \in B, j \in \mathbb{S}$ and if $i \in \mathbb{S}, j \in A$ we arrive at the following equality

$$\sum_{n=0}^{N-2} \left(\sum_{\substack{i \in \mathbb{S} \\ j \in \mathbb{S}}} f_{ij}^{AB}(n) \right) = \sum_{n=0}^{N-2} \left(\sum_{\substack{i \in A \\ j \in \mathbb{S}}} f_{ij}^{AB}(n) + \sum_{\substack{i \in C \\ j \in \mathbb{S}}} f_{ij}^{AB}(n) \right) = \sum_{n=0}^{N-2} \left(\sum_{\substack{i \in \mathbb{S} \\ j \in C}} f_{ij}^{AB}(n) + \sum_{\substack{i \in \mathbb{S} \\ j \in B}} f_{ij}^{AB}(n) \right).$$

Then, we show that

$$\begin{aligned} \sum_{n=0}^{N-2} \sum_{\substack{i \in C \\ j \in \mathbb{S}}} f_{ij}^{AB}(n) &= \sum_{\substack{i \in C \\ j \in \mathbb{S}}} f_{ij}^{AB}(0) + \sum_{n=1}^{N-2} \sum_{\substack{i \in C \\ j \in \mathbb{S}}} f_{ij}^{AB}(n) \stackrel{(4)}{=} \sum_{n=1}^{N-2} \sum_{\substack{i \in C \\ j \in \mathbb{S}}} f_{ji}^{AB}(n-1) \\ &\stackrel{(5)}{=} \sum_{n=0}^{N-3} \sum_{\substack{j \in C \\ i \in \mathbb{S}}} f_{ij}^{AB}(n) + \sum_{\substack{j \in C \\ i \in \mathbb{S}}} f_{ij}^{AB}(N-2) = \sum_{n=0}^{N-2} \sum_{\substack{j \in C \\ i \in \mathbb{S}}} f_{ij}^{AB}(n), \end{aligned} \tag{53}$$

where in (4) we have applied the time-dependent current conservation for $i \in C$, $n \in \{1, \dots, N-2\}$ and we have used that $f_{ij}^{AB}(0) = 0$, and in (5) we have relabeled i, j and used that $f_{ij}^{AB}(N-2) = 0$. As a consequence

$$\sum_{n=0}^{N-2} \sum_{\substack{i \in A \\ j \in \mathbb{S}}} f_{ij}^{AB}(n) = \sum_{n=0}^{N-2} \sum_{\substack{i \in \mathbb{S} \\ j \in B}} f_{ij}^{AB}(n).$$

□