

# Noisy Source Location on a Line

Victor Lecomte<sup>a</sup>, Gergely Ódor<sup>b</sup>, Patrick Thiran<sup>b</sup>

<sup>a</sup>Stanford University, USA

<sup>b</sup>EPFL, Switzerland

---

## Abstract

We study the problem of locating the source of an epidemic diffusion process from a sparse set of sensors, under noise. In a graph  $G = (V, E)$ , an unknown source node  $v^* \in V$  is drawn uniformly at random, and unknown edge weights  $w(e)$  for  $e \in E$ , representing the propagation delays along the edges, are drawn independently from a Gaussian distribution of mean 1 and variance  $\sigma^2$ . An algorithm then attempts to locate  $v^*$  by picking sensor (also called query) nodes  $s \in V$  and being told the length of the shortest path between  $s$  and  $v^*$  in graph  $G$  weighted by  $w$ . We consider two settings: *static*, in which all query nodes must be decided in advance, and *sequential*, in which each query can depend on the results of the previous ones.

We characterize the query complexity when  $G$  is an  $n$ -node path. In the static setting,  $\Theta(n\sigma^2)$  queries are needed for  $\sigma^2 \leq 1$ , and  $\Theta(n)$  for  $\sigma^2 \geq 1$ . In the sequential setting, somewhat surprisingly, only  $\Theta(\log \log_{1/\sigma} n)$  are needed when  $\sigma^2 \leq 1/2$ , and  $\Theta(\log \log n) + O_\sigma(1)$  when  $\sigma^2 \geq 1/2$ . This is the first mathematical study of source location under non-trivial amounts of noise.

**Keywords:** graph algorithms, source location, noisy information, lower bounds

---

## 1. Introduction

When an epidemic spreads in a network, locating its *source*, i.e., the first node  $v^*$  that started the diffusion process, is a difficult and intriguing task. Detecting the origin of a worm in a computer network, identifying a false-rumor instigator in a social network, or finding the patient-zero of a virulent disease can be crucial both for containing an ongoing epidemic and for preventing future outbreaks. If we could observe the entire process of the epidemic propagation and know the precise infection times, identifying its source would be easy. Unfortunately, due to the costs of information collection and to overhead constraints, the data available for source location is usually very sparse; it might not be possible to acquire the infection time of every node, but only of a subset of the nodes, which we call hereafter *sensors* or *queries*. We can consider the sensors to be strategically placed before the epidemic starts (static placement) or adaptively placed during the progress of the epidemic based on previous observations (sequential placement). Since sequential placement might come at a higher cost, it is important to understand how much is gained by adaptivity in our problem setting. Both with static and sequential placement, we are faced with three problems of increasing complexity to solve:

- (i) given the observations, how can we estimate the source?
- (ii) how can we place the sensors so that we can accurately solve the estimation problem?
- (iii) how can we estimate the number of sensors needed so that source is correctly identified?

The static sensor-based source location model was first proposed by [18]. In their setup, each node reports who they received the infection from in addition to reporting the time of their infection. The main contribution of [18] is a solution for the estimation problem (i), which is proved to be optimal if the edge delays of the diffusion process are Gaussian and the graph is a tree. Several follow-up papers dropped the assumption that nodes report where they received the infection from, and contributed new estimation algorithms and sensor placement strategies of heuristic nature [10, 13, 16, 20, 25, 32]. Rigorous results have so far been lacking, potentially because the underlying diffusion process (First Passage Percolation)

---

Email addresses: vlecomte@stanford.edu (Victor Lecomte), gergely.odor@epfl.ch (Gergely Ódor), patrick.thiran@epfl.ch (Patrick Thiran)

is considered to be very difficult in the mathematical literature as well [1]. The only exception is the case when the propagation delays are deterministic, or are random but with a very low variance around their mean [30]. In this case, if the time when the infection starts is also known, problem (i) is trivial, problem (ii) is equivalent to finding a *resolving set* in a graph [21], and problem (iii) is equivalent to the *metric dimension* problem [21]. If the time when the infection starts is unknown, the corresponding combinatorial notion is the *double metric dimension* [4]. In the past few years, there has been a line of work on the metric and the double metric dimensions in the context of source location of both of simulation-based [22, 23] and of rigorous nature [24]. Source location with sequential sensor placement was also first proposed with the deterministic propagation delay assumption [31]. Simulation results suggest that sequential placement needs significantly fewer sensors in real-world networks [22], however, this has not been proven rigorously in random graphs modelling real-world networks. The only rigorous result on the number of required sensors with sequential placement is on Erdős-Rényi graphs, where the difference between static and sequential placement is only a constant factor [14].

Of course, in many applications, and in particular in epidemics, it is wrong to assume that the information collected by the sensors is noiseless, because of multiple random factors, such as the incubation period, and the noise in the reporting process. The contact network is also often unknown, and even when it is known, the propagation delays along its edges are very noisy. Not only is the high noise setting considerably more difficult to solve, but one cannot even leverage on the approach developed in the noiseless setting to locate the source. As an example, consider static sensor placement in a tree. Its minimal resolving set is formed by a subset of leaf nodes [9, 21], and would therefore be an optimal set of sensors in the noiseless setting. However, if the propagation delays are very noisy, such a choice of sensors would lead to poor results, especially if the source is close to the root of the tree, far from all of the sensors. A more regular placement of sensor nodes inside the tree appears preferable, but very little is known beyond heuristics. Besides being more realistic, the noisy case is also a good candidate to observe a significant difference between static and sequential sensor placements, since the sequential algorithm can iteratively reduce the noise with new measurements.

We analyse the number of required sensors (query complexity) in the noisy version of the sensor-based source detection problem on an  $n$ -node path. We chose the path graph for its simplicity and for the insight that it may offer into the behavior of the minimal size of the sensor set when the contact graph  $G$  has a large diameter. We also assume that the time when the infection starts is known, however this assumption could easily be relaxed. The propagation delays, which we call edge *weights*, are i.i.d Gaussian variables with unit mean and variance  $\sigma^2$ , following the model proposed in [18]. One should note that the weights can take negative values, especially when  $\sigma$  is large, in contradiction with the non-negativity of propagation delays. Letting weights take negative values further accounts for the randomness in the incubation and reporting times. It makes source location more challenging because of the absence of a deterministic, monotone dependence between the time of infection of a sensor and its distance to the source. We also discuss how to extend our results to different propagation delay distributions, including ones that only take positive values, in Appendix A.

We find that for a wide range of  $\sigma$ , there is a drastic decrease in the number of required sensors in the sequential case compared to the static case. For constant  $\sigma$ , which might be the most relevant range for practical purposes, the number of required sensors is  $\Theta(n)$  in the static case and  $\Theta(\log \log n)$  in the sequential case. For the more precise dependence of our results on the noise  $\sigma$ , we refer to Section 3.

### 1.1. Related work in information theory

The role of adaptivity is a central question in several fields in computer science, including property testing [3], information theory [5, 12] and learning theory [19]. The most well-known example is perhaps binary search on a line, where being adaptive reduces the number of queries from  $n$  to  $\log_2(n)$ . Such a significant decrease in the query complexity of standard binary search is possible because the queries are very constrained; we can only ask whether the target is to the left or to the right of the queried vertex. If instead we are allowed to query any subset for containment of the target without any noise, then there is no difference between the adaptive and the non-adaptive query complexities (this is the well-known barkochba or 20 questions game). One way to reintroduce a difference between the adaptive and non-adaptive cases in the 20 questions game is to corrupt the answers by a query dependent noise [5, 12].

The problem setup of [12] has a close resemblance to our setup. In both cases, the search is done on a line, and the answers are corrupted by Gaussian noise, the variance of which depends on how close the query was to finding the target. The notable differences between [12] and our setup are that:

- (i) we have more restrictive queries (one query in our setup is a single node ( $n$  possible queries), whereas one query in the setup of [12] is a subset of the nodes ( $2^n$  possible queries))
- (ii) we receive more information (we receive a noisy version of the distance between the queried vertex and the source, whereas in [12] they receive a noisy binary answer for belonging to the query set)
- (iii) in our case the noise that corrupts the answers is not independent between queries.

Because of these differences, our proof techniques and our results are also different from [12]. The main tool in [12] for the sequential (adaptive) upper bound is the posterior matching scheme. Posterior matching is essentially an algorithm to construct a query, which is a subset of the nodes in the setup of [12]. Because of (i), the posterior matching scheme is not applicable in our case. We also note, that as opposed to our setup, in [12], the geometry of the search space does not play an important role; any subset of the line segment  $[0, 1]$  can be a query and the answers are insensitive to the geometry of the search space. For this reason, the usual geometry-insensitive information-theoretic notions (such as the entropy or the average log-likelihood of the posterior) that work well in [12], cannot be used in our setup (see Section 5.2.2 for our notion of “progress”). In terms of results, for constant  $\sigma$ , both the static and the sequential query complexities are found to be  $\Theta(\log(n))$  in [12], which is in contrast with our finding of  $\Theta(n)$  and  $\Theta(\log \log n)$  in the static and the sequential cases, respectively. Finally, we note that the paper [12] features results about the expected query complexity of the search algorithms, whereas we give query complexity bounds that hold with any constant failure (or success) probability.

## 1.2. Related work in theoretical computer science

Extensions of binary search to graphs have been proposed on numerous occasions [6, 8, 11, 15]. Of these, perhaps [6] has the closest connections with sensor-based source location. In this extension, a target vertex at an unknown position in a general graph is to be identified by adaptively querying vertices. A queried vertex can only respond whether it is the target or not, and if not, it indicates the edge on a shortest path between itself and the target. In the noiseless setting, queries always report the correct answer, whereas in the noisy setting, queries report a correct answer independently with probability  $1/2 < p < 1$ . In a sense, noisy binary search is a sequential version of the model proposed by [18] if we keep the “who infected me” information and drop the time information instead, with the notable difference that in noisy binary search the noise that corrupts the answers is independent between queries. Hence, sequential source location and noisy binary search on a line can be seen as “duals” of each other; one collects a noisy estimate of the distance, the other collects a noisy estimate of the direction to the source. In the latter case, the adaptive query complexity is found to be  $\Theta(\log n)$  for constant  $p$  in [6, 12]. Comparing this result with our result of  $\Theta(\log \log n)$  for the number of required sensors in the sequential case indicates that the distance to the target is far more informative than the direction, at least on the line graph. On different graphs, notably on star graphs, the distance is expected to be less informative than the direction, however, given the complexity of the computations in the line case, the study of noisy source location in different graphs is outside the scope of this paper.

## 2. The model

A known graph  $G = (V, E)$  is fixed in advance. First, nature picks a node  $v^* \in V$  uniformly at random, which is called the *source*. Then for each edge  $e \in E$ , a weight  $w(e)$  is drawn independently from some distribution  $\mathcal{W}$ . Both  $v^*$  and the weights  $w(e)$  are hidden from the location algorithm. Once they are drawn, the location algorithm will start making queries to try and locate  $v^*$ . To perform a query, the algorithm chooses a *sensor* node  $s \in V$ , and nature replies with *observation* value  $o_s$ : the shortest distance between  $v^*$  and  $s$  in graph  $G$  with edges weighted by  $w$ . We denote this shortest distance as  $\text{obs}_w(v^*, s)$ .

We distinguish between two settings. In the *static* setting, the algorithm has to submit all of its queries in one batch, then receives all observations, and has to make a prediction. In the *sequential* setting, the algorithm can make queries one by one, and adapt the choice of the next sensor based on previous observations. In both settings, the weights  $w(e)$  are only drawn once, at the very beginning, and will not change between queries. As we will see, the difference between these two settings will have a huge impact on the number of queries that the algorithm needs, because in the sequential setting the algorithm will be able to quickly zero in on the source  $v^*$  and receive progressively more refined information.

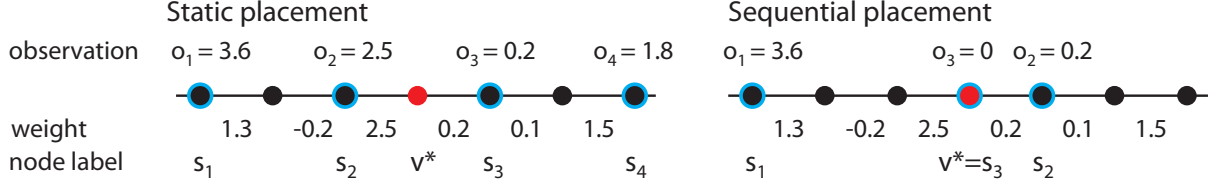


Figure 1: An illustration of the model. Sensors are marked blue and the source is marked red.

In this paper, we treat the case where  $G$  is an  $n$ -node path, with nodes numbered from 1 to  $n$  (so  $V = \{1, \dots, n\}$ ). We will assume  $n \geq 3$  for convenience. We will often say that a node  $u$  is to the “left” (resp. “right”) of a node  $v$  if  $u < v$  (resp.  $u > v$ ). For the weight distribution, we choose  $\mathcal{W} = \mathcal{N}(1, \sigma^2)$ : a normal of mean 1 and variance  $\sigma^2 > 0$ , where  $\sigma$  is a parameter of the model. We choose a normal distribution because (i) by the Central Limit Theorem, the distances between faraway nodes converge to a normal distribution for most noise distributions  $\mathcal{W}$  (we discuss how to extend our results to these other distributions in Appendix A), (ii) there are several properties (e.g. additivity, tight concentration) of the normal distribution that simplify our calculations. We will use the following fact (proven in Appendix B.1) about the normal distribution several times.

**Fact 1.** If  $X \sim \mathcal{N}(\mu, \sigma^2)$ , then  $\Pr[X \notin \mu \pm a] \leq e^{-\frac{a^2}{2\sigma^2}}$ .

### 3. Results and discussion

#### 3.1. Static setting

We present matching upper and lower bounds for the static setting.

**Theorem 2.** For any constant failure probability  $\delta > 0$ , there is an algorithm for static source location on the  $n$ -node path which places  $O_\delta(1 + n \cdot \min(\sigma^2, 1))$  sensors and identifies  $v^*$  correctly with probability at least  $1 - \delta$ .

**Theorem 3.** For any constant success probability  $\delta > 0$ , an algorithm for static source location on the  $n$ -node path must place  $\Omega_\delta(1 + n \cdot \min(\sigma^2, 1))$  sensors to identify  $v^*$  correctly with probability at least  $\delta$ .

The interpretation of these results is straightforward. If we had sensors that work perfectly, but only in a limited range of  $1/\sigma^2$ , then we would need to place asymptotically the same number of sensors as in Theorems 2 and 3.

Our proofs also build on the intuition of sensors with limited range. In the proof of Theorem 2, we show that if the sensors are uniformly spaced, every  $v^*$  is in the “range” of the closest two sensors, meaning that once rounded to the closest integer, they give the correct observation with high probability. The probability space is over only the choices of the edge weights  $w(\cdot)$ , hence we can locate  $v^*$  even without assuming any prior on its distribution. In contrast, in the proof of Theorem 3 we show that any algorithm which succeeds with high probability must use  $\Omega(1 + n \cdot \min(\sigma^2, 1))$  sensors, even if the algorithm is allowed to take advantage of the assumption that  $v^*$  is uniformly distributed over the nodes  $V$ . The proof works by showing that with fewer sensors we must have  $\Theta(n)$  pairs of neighboring nodes outside the “ranges” of the sensors, where range is now defined as the distance at which the sensors can still solve the hypothesis testing problem between two neighboring nodes.

While in this paper we only consider the path graph, these results indicate that limited range sensors might be a good proxy for static source location in other graphs as well, which has not been thoroughly explored in the source location literature.

#### 3.2. Sequential setting

The sequential setting is more complex and more interesting than the static case. For instance, it is not obvious anymore how the sensors should be placed. We may consider a Bayesian optimization algorithm that starts from a uniform prior and updates the posterior each time it sees a measurement,

<sup>1</sup>The subscript  $\delta$  in  $O_\delta$  and  $\Omega_\delta$  signifies that the dependence on  $\delta$  is hidden in our bounds since  $\delta$  is assumed to be a constant.

however, a priori there is no reason to believe that these posteriors are well-behaved, or that there is an efficient algorithm that can optimally place sensors. Fortunately, as long as the noise is relatively low, the measurements we see are concentrated around their expected value and we can form a fairly good idea about what the posteriors might look like. By analysing a greedy algorithm on these posteriors, we obtain the following upper bound.

**Theorem 4.** *For any failure probability  $\delta > 0$ , there is an algorithm for sequential source location on the  $n$ -node path which places*

$$\begin{cases} O_\delta(1 + \log(1 + \log_{1/\sigma} n)) \text{ sensors if } \sigma^2 \leq 1/2 \\ O_\delta(\log \log n) + O_{\sigma,\delta}(1) \text{ sensors if } \sigma^2 \geq 1/2 \end{cases}$$

*and identifies  $v^*$  correctly with probability at least  $1 - \delta$ .*

To show optimality, as we did in the static case, we show that no algorithm can succeed without placing a large number of sensors, even under the assumption that  $v^*$  is uniformly distributed over  $V$ .

**Theorem 5.** *For any success probability  $\delta > 0$  and any  $n \geq O_\delta(\max(\sigma^3, 1))$ , any (potentially randomized) algorithm for sequential source location on the  $n$ -node path must place*

$$\begin{cases} O_\delta(1 + \log(1 + \log_{1/\sigma} n)) \text{ sensors if } \sigma^2 \leq 1/2 \\ O_\delta(\log \log n) \text{ sensors if } \sigma^2 \geq 1/2 \end{cases}$$

*to identify  $v^*$  correctly with probability at least  $\delta$ .*

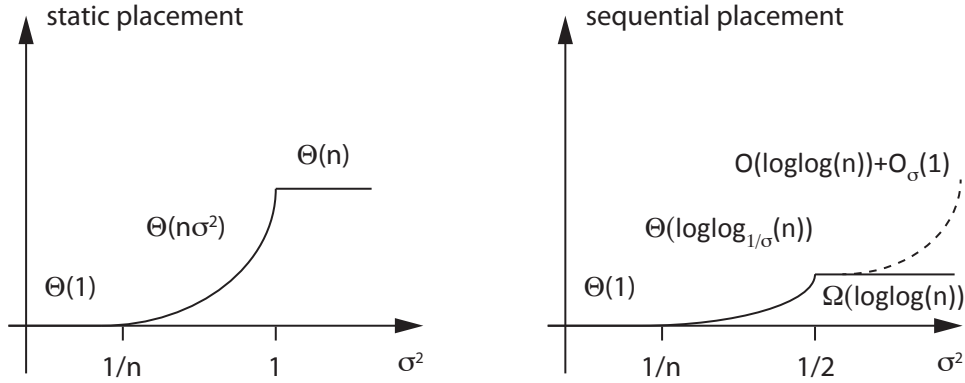


Figure 2: A sketch of a linear-log plot of the optimal number of sensors in the static and sequential cases as a function of  $\sigma$ .

The proof of Theorem 5 is the most challenging proof we present. Since the algorithm is allowed to adapt each query based on the results of the previous ones, we have to somehow quantify the progress it has made towards locating  $v^*$ . However, this is made delicate by the fact that the edge weights  $w(e)$  are drawn only once at the onset, which means that the algorithm does not only accumulate information about  $v^*$ , but also about the edge weights  $w(e)$ . In particular, proof approaches that try to “fool” the algorithm by giving it measurements from a modified distribution tend to fail because the algorithm can test for consistency across queries. On the other hand, we show that a proof approach that builds on a detailed understanding what the posteriors can look like in each step can succeed.

The upper and lower bounds in Theorems 4 and 5 match for  $\sigma \leq \log \log(n)$ . For  $\sigma \gg \log \log(n)$ , our upper and lower bounds are separated by a  $O_{\sigma,\delta}(1)$  term. We would like to point out that  $\sigma \gg \log \log(n)$  is a difficult regime to analyse, because for larger noise we lose the concentration of the measurements, and cannot control the shape of the posteriors anymore.

Moreover, we believe that in the high-noise regime, any precise results for the Gaussian case would not carry over to other noise distributions  $\mathcal{W}$ , because the  $O_{\sigma,\delta}(1)$  term becomes sensitive to the specific  $\mathcal{W}$  we pick. As an example, consider  $\mathcal{W}$  to be a Gaussian distribution with a very large  $\sigma$ , truncated at 0 (to prevent negative edge weights  $w$ ). With this  $\mathcal{W}$ , we can always figure out which direction the source is from node  $v$  by simply placing another sensor to a neighbor of  $v$ , and checking which observation is larger. Hence we can find the source with binary search in  $\log_2(n)$  rounds, however, if  $\mathcal{W}$  is a non-truncated Gaussian random variable and  $\sigma$  is large enough, we clearly have to place a sensor on every node to find the source.

## 4. Proofs for static placement

### 4.1. Upper bound

*Proof of Theorem 2.* The case when the variance is high ( $\sigma^2 \geq 1$ ) is straightforward: just place one sensor on each node, for a total of  $n$  sensors. The sensor placed at  $v^*$  will produce observation 0, while the other sensors will almost surely produce nonzero observations.

The case when the variance is low ( $\sigma^2 \leq 1$ ) is not as simple to analyze, but the strategy is the one you would expect: place  $\sim n/d$  sensors along the path at fixed intervals of some length  $d$ , where  $d$  is small enough that the observations collected at the sensors nearest to the source  $v^*$  are all within  $1/2$  of their expected value (and thus are correct once rounded to the nearest integer).

What makes things a bit more complex is that:

- (a) even if all the weights are positive, it may not be easy to determine between which two sensors  $v^*$  lies
- (b) since the weights may be negative, it is possible that a sensor  $s_1$  gives a smaller observation than a sensor  $s_2$  even though  $s_2$  lies between  $s_1$  and  $v^*$  (in particular, the observations along the path do not necessarily form a unimodal sequence).

Concretely, the algorithm will place sensors at nodes  $1, d+1, 2d+1, \dots, 1 + \lfloor \frac{n-1}{d} \rfloor d$ . It will then find the sensor with the smallest observation, which we call  $s_{\text{smallest}}$ , and the next sensor to its left  $s_{\text{left}} := s_{\text{smallest}} - d$ . Let  $o_{\text{smallest}} := \text{obs}_w(v^*, s_{\text{smallest}})$  and  $o_{\text{left}} := \text{obs}_w(v^*, s_{\text{left}})$  be the corresponding observations.<sup>2</sup> Then the algorithm trusts on faith that both of them are correct once rounded to the nearest integer (that is,  $\lfloor o_{\text{smallest}} \rfloor = \lfloor v^* - s_{\text{smallest}} \rfloor$  and  $\lfloor o_{\text{left}} \rfloor = \lfloor v^* - s_{\text{left}} \rfloor$ ), and computes  $v^*$  as

$$\begin{cases} s_{\text{smallest}} + \lfloor o_{\text{smallest}} \rfloor & \text{if } \lfloor o_{\text{left}} \rfloor \geq d \\ s_{\text{smallest}} - \lfloor o_{\text{smallest}} \rfloor & \text{otherwise.} \end{cases}$$

For this strategy to work, it is enough if the following statements hold:

- (a) among the sensors located at or to the left of  $v^*$ , the closest one is the one with the smallest observation;
- (b) among the sensors located at or to the right of  $v^*$ , the closest one is the one with the smallest observation;
- (c) the two closest sensors to  $v^*$  on its left side and the closest sensor on its right side all give a correct observation once rounded to the nearest integer.

Indeed, if this is true, then  $s_{\text{smallest}}$  will be the closest sensor to  $v^*$  on either its left or right side, and thus both  $s_{\text{smallest}}$  and  $s_{\text{left}}$  will be among the three sensors that are guaranteed by point (c) to give the correct result once rounded.

The following claim, which is easily obtained from concentration bounds, is proved in Appendix B.2.

**Claim 1.** For  $d = \Omega_\delta(1/\sigma^2)$ , all of (a), (b), (c) hold simultaneously with probability  $\geq 1 - \delta$ .

This means that the number of sensors used is  $\lfloor \frac{n-1}{d} \rfloor + 1 = O(1 + n/d) = O_\delta(1 + n\sigma^2)$ .  $\square$

### 4.2. Lower bound

*Proof of Theorem 3.* Let us denote  $\min(\sigma^2, 1)$  by  $\sigma_m^2$ . For the lower bound, our goal is to show that any algorithm that uses  $o(1 + n\sigma_m^2)$  sensors must have success probability  $p_s < \delta$  for any constant  $\delta$  and  $n$  large enough, even if the algorithm is allowed to take advantage of the fact that  $v^*$  is uniformly distributed over the nodes  $V$ . First, in the “very low variance” regime ( $\sigma^2 \leq 1/n$ ) the lower bound is obvious: if the algorithm uses no sensors, the success probability is at most  $1/n \rightarrow 0$ . In the rest of the proof, we address the case when  $o(1 + n\sigma_m^2) = o(n\sigma_m^2)$ .

To make the proof rigorous, let us introduce some notation. Let us fix an algorithm that uses  $o(n\sigma_m^2)$  sensors. Let  $S$  be the set of sensors that the algorithm chooses, let  $\text{obs}_w(v^*, S) := \{\text{obs}_w(v^*, s)\}_{s \in S}$  be the observations it receives from each sensor, and let  $f$  be the function that takes in those observations

<sup>2</sup>If  $s_{\text{left}}$  does not exist, which happens only when  $s_{\text{smallest}} = 1$ , then the algorithm can simply compute  $v^*$  as  $1 + \lfloor o_{\text{smallest}} \rfloor$ , again assuming that  $o_{\text{smallest}}$  is correct once rounded to the nearest integer.

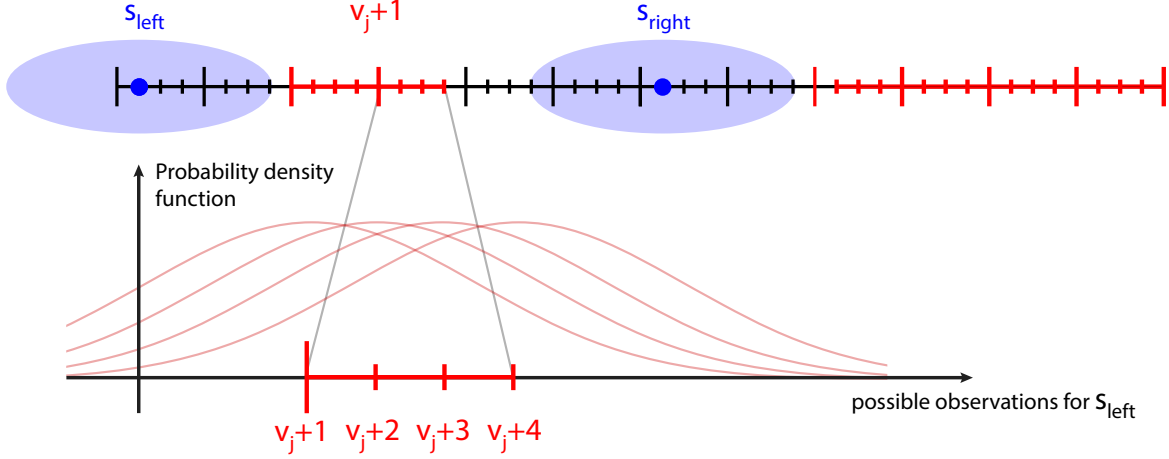


Figure 3: An illustration for the proof of Theorem 3 with  $d = 6$  and  $k = 4$ . At the top of the figure, the graph  $G$  is shown with the set  $S$  (the sensors) and the set  $S(d)$  (the “covered” nodes) marked blue, and the set  $K(d, k)$  marked red. At the bottom of the figure, the probability density functions of the observations recorded by  $s_{\text{left}}$  are shown for each candidate source in the segment. The union of the areas under the red curves corresponds to the probability of success of the optimal source detection algorithm. In the proof we show that because of the overlaps, if too few sensors are placed, the union of the areas under the red curves is small.

and returns a prediction for  $v^*$ . Both  $S$  and  $f$  are deterministic (there is no point in randomizing them), while the observations  $\text{obs}_w(v^*, s)$  are random variables depending on both  $v^*$  and  $w$ . The overall success probability of the algorithm is given by  $p_s := \Pr_{v^*, w}[f(\text{obs}_w(v^*, S)) = v^*]$ . For a fixed node  $v$ , let  $p(v) := \Pr_w[f(\text{obs}_w(v, S)) = v]$  be the probability that the algorithm will output  $v$  conditioned on  $v^* = v$ . Clearly,  $p_s = \frac{1}{n} \sum_{v \in V} p(v)$ .

As discussed before, our proofs in the static case build on the intuition of sensors with limited range. Let us set the range of the sensors to be some number  $d$  which satisfies both  $d\sigma_m^2 = \omega(1)$  and  $|S|d = o(n)$ . Choosing such a  $d$  is possible because  $|S| = o(n\sigma_m^2)$ . Let  $S(d) \subset V$  be the set of nodes that are at most distance  $d$  from at least one of the sensors  $S$ . By a simple counting argument,  $|V \setminus S(d)| = n - o(n)$  nodes are not “covered” by the sensors. Let us now subdivide  $V$  into  $n/k$  segments of length  $k$ , where  $k$  is a constant integer that we will determine later, and let  $K(d, k) \subseteq V \setminus S(d)$  be the set of nodes in segments which are entirely contained in  $V \setminus S(d)$ . Again, by counting,  $|K(d, k)| = n - o(n)$ . This shows that we have chosen  $d$  so that  $o(n\sigma_m^2)$  sensors must leave almost all of the segments (and the nodes therein) “uncovered”.

To demonstrate that we picked the right scaling for  $d$ , we must also show that the “uncovered” nodes indeed cannot be distinguished. To be precise, we will prove that the algorithm cannot distinguish the nodes in  $K(d, k)$  that are in the same segment of length  $k$ . We formulate our claim as an upper bound on the *sum* of the success probabilities conditioned on the source being one of the nodes in a segment not “covered” by the sensors. The main point is that our upper bound will converge to a small constant (in this case 2) as long as  $d\sigma_m^2 = \omega(1)$ , which means that the algorithm is essentially making a random guess between the  $k$  nodes in the segment. Since the proof of the claim is rather technical, we defer it to Appendix B.3.

**Claim 2.** *Let  $\{v+1, \dots, v+k\}$  be a set of  $k$  adjacent nodes. Let  $s_{\text{left}} \in S$  be the closest sensor at or to the left of  $v+1$ , and let  $s_{\text{right}} \in S$  be the closest sensor at or to the right of  $v+k$ . Assume that there are no sensors between  $s_{\text{left}}$  and  $s_{\text{right}}$ , and that  $s_{\text{left}} \leq v-d$  and  $s_{\text{right}} \geq v+k+d$ . Then*

$$\sum_{i=1}^k p(v+i) < \frac{2(d+k)e^{\frac{k^2}{2(d+k)\sigma_m^2}}}{d}.$$

Recall that our goal is to upper bound  $p_s = \frac{1}{n} \sum_{v \in V} p(v)$ . We will separate this sum into two terms; the nodes that are “covered” by the sensors and the nodes that are not “covered”. For the former term, we will use the trivial upper bound  $p(v) \leq 1$ , and for the latter term we will use the upper bound provided by Claim 2. Let  $v_j+1 \in K(d, k)$  be the left-most node in the  $j^{\text{th}}$  segment of length  $k$  not

“covered” by the sensors. Then,

$$\begin{aligned}
p_s &= \frac{1}{n} \sum_{v \in V \setminus K(d,k)} p(v) + \frac{1}{n} \sum_{v \in K(d,k)} p(v) \\
&\leq \frac{|V \setminus K(d,k)|}{n} + \frac{1}{n} \sum_{j=1}^{|K(d,k)|/k} \sum_{i=1}^k p(v_j + i) \\
&< \frac{n - (n - o(n))}{n} + \frac{(n - o(n))}{nk} \cdot \frac{2(d+k)e^{\frac{k^2}{2(d+k)\sigma_m^2}}}{d} \rightarrow \frac{2}{k}
\end{aligned}$$

as  $n \rightarrow \infty$ , and consequently  $d\sigma_m^2 \rightarrow \infty$ . By setting  $k > 2/\delta$ , we can push the success probability below any constant, and the proof is completed.  $\square$

## 5. Proofs for sequential placement

### 5.1. Upper bound

*Proof of Theorem 4.* The algorithm crucially uses the following result on the concentration of the observations at large distances. We prove it in Appendix B.4.

**Lemma 1.** *For any probability  $\delta > 0$ , there is some constant  $C(\delta) > 0$  such that for any  $n, \sigma$  and any source  $v^* \in V$ , using shorthand  $d_s := |v^* - s|$ , we have*

$$\Pr_w[\forall s \in V, \text{obs}_w(v^*, s) \in d_s \pm C(\delta) \cdot \sigma \sqrt{d_s} \ln(1 + d_s)] \geq 1 - \delta.$$

*That is, the concentration bound  $\text{obs}_w(v^*, s) \in d_s \pm C(\delta) \cdot \sigma \sqrt{d_s} \ln(1 + d_s)$  holds simultaneously for all nodes  $s$  with probability at least  $1 - \delta$  over the choice of the weights  $w$ .*

With this concentration result in hand, the algorithm follows a natural “iterative refining” strategy: start by obtaining a rough estimate of the location of  $v^*$ , then progressively refine it by placing sensors closer and closer to  $v^*$ . After  $k$  steps (where  $k$  is defined by Claim 3), only a few possible candidate locations will remain, and the algorithm will switch to testing them one by one.

Concretely, let us assume that Lemma 1 holds with the desired probability of failure  $\delta$ . Then the algorithm will maintain a shrinking interval  $[l_i, r_i]$  which surely contains  $v^*$ . Initially  $l_0 = 1$  and  $r_0 = n$ . At each step, the algorithm will put a sensor at  $l_i$ . Let  $d_i$  be equal to  $r_i - l_i$ .  $v^*$  has to be to the right of  $l_i$  and at distance at most  $d_i$  from  $l_i$ , so given observation  $\text{obs}_w(v^*, l_i)$ , the algorithm knows that  $v^*$  must be in interval

$$l_i + \text{obs}_w(v^*, l_i) \pm C(\delta) \cdot \sigma \sqrt{d_i} \ln(1 + d_i).$$

Therefore, it shrinks its interval as follows:

$$\begin{cases} l_{i+1} = \max(l_i, l_i + \lceil \text{obs}_w(v^*, l_i) - C(\delta) \cdot \sigma \sqrt{d_i} \ln(1 + d_i) \rceil) \\ r_{i+1} = \min(r_i, l_i + \lfloor \text{obs}_w(v^*, l_i) + C(\delta) \cdot \sigma \sqrt{d_i} \ln(1 + d_i) \rfloor) \end{cases}$$

The resulting interval has length  $d_{i+1} = r_{i+1} - l_{i+1} \leq 2C(\delta) \cdot \sigma \sqrt{d_i} \ln(1 + d_i)$ .

Now what remains to do is to figure out how fast this interval shrinks, and when we should switch to testing the remaining candidates one by one. To get an intuition, let us simplify the above process to  $d_{i+1} \approx \sigma \sqrt{d_i}$ . This sequence decreases very fast at the onset, when  $d_i$  is still large, then decreases slower and slower. We can observe that  $\log(d_{i+1}/\sigma^2) \approx \log(\sqrt{d_i}/\sigma) = \frac{1}{2} \log(d_i/\sigma^2)$ : the *logarithm* of the ratio of  $d_i$  to  $\sigma^2$  is divided by 2 at each step. So we can expect that  $d_i$  will approach  $\sigma^2$  in a doubly-logarithmic number of steps. This is made rigorous in the following claim, which is proved in Appendix B.5.

**Claim 3.** *Let  $d_0 \leq n$ , and  $d_{i+1} \leq C \cdot \sigma \sqrt{d_i} \ln(1 + d_i)$  for a constant  $C > 0$ . Then*

- if  $\sigma^2 \leq 1/2$ , there exists  $k = O(\log \log_{1/\sigma} n)$  such that  $d_k = O(1)$ ;
- if  $\sigma^2 \geq 1/2$ , there exists  $k = O(\log \log n)$  such that  $d_k = O_\sigma(1)$ .



We instantiate Claim 3 with  $C := 2C(\delta)$ . After the first  $k$  steps, we simply go through the  $d_k + 1$  remaining possible locations for  $v^*$  in  $[l_k, r_k]$ , and check them all with one sensor each.<sup>3</sup> Almost surely,  $v^*$  will be the only one to give 0 as an observation. Thus, overall, this algorithm will succeed with probability at least  $1 - \delta$ . The total number of sensors used is  $k + d_k + 1$ , which by Claim 3 gives the desired bounds in both the  $\sigma^2 \leq 1/2$  case and the  $\sigma^2 \geq 1/2$  case.  $\square$

## 5.2. Lower bound

Note that under the hypotheses of Theorem 5, any algorithm needs to place at least one sensor: otherwise it would succeed with probability at most  $1/n < \delta$ . This means that at the very least, Theorem 5 holds for constant  $n$  (where the constant is allowed to depend on  $\delta$ ).

To simplify the proof, we make the following adaptations to the model, which only give the algorithm more power to locate the source:

- (a) Before the algorithm starts, sensors  $s_{-1} = 1$  and  $s_0 = n$  are placed, giving observations  $o_{-1}$  and  $o_0$  to the algorithm at no cost. The first sensor that is chosen by the algorithm is  $s_1$ .
- (b) When placing a sensor  $s_j$ , in addition to the observation  $o_j := \text{obs}_w(v^*, s_j)$ , the algorithm is told on which side of  $s_j$  the source  $v^*$  lies.<sup>4</sup>
- (c) Once the algorithm is ready to guess the position of  $v^*$ , it should simply place a sensor there.<sup>5</sup> If at any point the algorithm places a sensor at  $v^*$ , it immediately terminates and the location is considered successful. More precisely, the number of sensors that the algorithm uses is defined as the first positive integer  $j$  such that  $s_j = v^*$ .
- (d) We represent the source of randomness of the algorithm as a variable  $R$  drawn uniformly over  $[0, 1]$ . This puts no limitation on the amount of randomness it uses.

The details of the proof are at times technically heavy, so we first give a general outline to provide the gist of the proof. It proceeds in the following 8 steps. We will cover each of them in detail in the next 8 subsections (Section 5.2. $x$  corresponds to step  $x$ ).

1. We define a random event  $T$  (over  $v^*$  and  $w$ ) which has probability  $\geq 1 - \delta/2$ , guarantees that  $v^*$  is not too close to the ends of the path, and gives some concentration bounds for the observations when the sensor is at least a distance  $D$  away from  $v^*$  ( $D$  will be defined later).  $T$  represents a “typical situation”: the role of this event is to exclude some extreme cases (e.g.  $v^* = 1$  or  $v^* = n$ ) that would derail the proof.
2. We define a sequence of random variables  $\mu_j$  that describe how close the algorithm is to find  $v^*$  after it has placed  $j$  sensors.  $\mu_j$  approximates the distance between  $v^*$  and the sensor closest to  $v^*$ , and tends to decrease as  $j$  increases. We also define a corresponding *deterministic* sequence  $\lambda_0 > \lambda_1 > \dots$  where  $\lambda_j$  is a lower bound on  $\mu_j$  with high probability.
3. We define the following events which imply each other in alternation, and will help us bound the progress of the algorithm:
  - $A_j$  is the event that  $\mu_j \geq \lambda_j$ ; it intuitively means “none of the  $j$  first sensors are too close to  $v^*$ ”;
  - $B_j$  will be defined later, and intuitively means “even after placing  $j$  sensors, the algorithm has only a vague idea where  $v^*$  is”.
4. We define  $j_{\text{stop}}$  be the largest  $j$  such that  $\lambda_j \geq D$  (remember that  $D$  is the distance above which event  $T$  gives concentration bounds on observations). Our goal will be to prove that with high probability, the algorithm needs to place at least  $j_{\text{stop}}$  sensors.

<sup>3</sup>As we explain in Appendix A, this theorem can be extended to apply to many other edge weight distributions. If the distribution’s support is positive, a binary search can be used instead.

<sup>4</sup>Note that this gives the algorithm the ability to perform a binary search, which is otherwise hard when the weight distribution is not positive.

<sup>5</sup>This extra sensor does not affect the asymptotics because the algorithm always needs to place at least one sensor anyway.

5. We prove two key lemmas, which show that in most cases,  $A_j \Rightarrow B_j$  and  $B_j \Rightarrow A_{j+1}$ . They state that for  $j < j_{\text{stop}}$ ,

- $A_j$  implies  $B_j$  (Lemma 3);
- with probability  $1 - \frac{1}{\log n}$ ,  $T \wedge A_j \wedge B_j$  implies  $A_{j+1}$  (Lemma 4).

This is the core technical part of the proof.

6. We chain the above lemmas by induction and use the fact that  $\Pr[-T] \leq \delta/2$  to obtain  $\Pr[A_{j_{\text{stop}}}] \geq 1 - \delta$ .
7. We prove that  $j_{\text{stop}} = \Omega(\log \log_{\max(1/\sigma, 2)} n)$ , the desired lower bound.
8. We observe that event  $A_{j_{\text{stop}}}$  implies that the algorithm has not found  $v^*$  after placing  $j_{\text{stop}}$  sensors, which using 6 and 7 completes the proof.

### 5.2.1. Typical instances: event $T$

In our model, there are no hard guarantees on how far away the observation  $\text{obs}_w(v^*, s)$  might be from the real distance  $|v^* - s|$ . For example,  $\text{obs}_w(v^*, v^* + 1) \sim \mathcal{N}(1, \sigma^2)$  might be as large as 1000, even if  $\sigma = 1$  (with very low probability). While such extreme events are intuitively disadvantageous for the algorithm, it is hard to prove a lower bound without making basic assumptions on the range of  $\text{obs}_w(v^*, s)$  at high distances.

To solve this problem, we will need to use the notion of a “typical” instance: a choice of  $v^*$  and  $w$  for which some reasonable concentration results hold. Note that part (i) below is very similar to Lemma 1, which we used for the upper bound.

**Definition 1** (Typical $_{\delta}(v^*, w)$ ). For any probability  $\delta > 0$ , let  $\text{Typical}_{\delta}(v^*, w)$  be the event that the following holds:

- (a)  $\min(\text{obs}_w(v^*, 1), \text{obs}_w(v^*, n)) \geq \frac{n}{C(\delta)}$ ;
- (b) for all  $s$  with  $d_s := |v^* - s| \geq D(\sigma, \delta)$ ,
- (i)  $\text{obs}_w(v^*, s) \in d_s \pm \sigma \sqrt{d_s} \ln d_s$
  - (ii)  $\text{obs}_w(v^*, s) \in d_s \pm d_s/4 = [\frac{3}{4}d_s, \frac{5}{4}d_s]$ .

Constants  $C(\delta)$  and  $D(\sigma, \delta)$  are only defined later in Definition 10, but for our purposes it suffices to know the following fact about  $D(\sigma, \delta)$ :

**Fact 6.**  $\max(2\sigma^2, e^2) \leq D(\sigma, \delta) = O_{\delta}(\max(\sigma^2 \log \sigma, 1))$ .

As the name indicates, most instances are typical (the proof is given in Appendix B.6).

**Lemma 2.** For any probability  $\delta' > 0$  and any  $n \geq O_{\delta'}(\max(\sigma^2 \ln \sigma, 1))$ ,  $\Pr_{v^*, w}[\text{Typical}_{\delta'}(v^*, w)] \geq 1 - \delta$ .

We will apply Lemma 2 with  $\delta' = \delta/2$ . We will use the following shorthands.

**Definition 2** ( $T, C, D$ ). Let  $T := \text{Typical}_{\delta/2}(v^*, w)$ ,  $C := C(\delta/2)$  and  $D := D(\sigma, \delta/2)$ .

**Corollary 1.**  $\Pr[T] \geq 1 - \delta/2$  and  $\max(\sigma^2, e^2) \leq D = O_{\delta}(\max(\sigma^2 \log \sigma, 1))$ .

### 5.2.2. Measure of progress $\mu_j$ and benchmark $\lambda_j$

It turns out that the right metric of progress to look at is (roughly speaking) the *smallest observation value seen so far*. More precisely, suppose that the algorithm has chosen  $j$  sensors so far (and hence is at step  $j$ ). Then we define the quantity  $\mu_j$  as follows.

**Definition 3** ( $l_j, r_j, \mu_j$ ). Let  $l_j := \arg \max_{i \leq j, s_i \leq v^*}(s_i)$  and  $r_j := \arg \min_{i \leq j, s_i \geq v^*}(s_i)$ , which means that  $s_{l_j}$  (resp.  $s_{r_j}$ ) is the closest sensor at or to the left (resp. right) of  $v^*$  placed so far. Then  $\mu_j := \min(o_{l_j}, o_{r_j})$ , the smaller of the corresponding observations.

Note in passing that by simplifying assumption (b) in the beginning of Section 5.2, the algorithm knows  $l_j$  and  $r_j$ . Also, if  $\mu_j > 0$ , then the algorithm has not found  $v^*$  yet (otherwise we would have  $s_{l_j} = s_{r_j} = v^*$  and thus  $o_{l_j} = o_{r_j} = 0$ ).

We want to show that with high probability  $\mu_j$  cannot decrease too fast with  $j$ . For this, we need a comparison benchmark  $\lambda_j$ . It decreases with  $j$  according to the following function.

**Definition 4.** Let  $\text{reduce}_{n,\sigma}(x) = \frac{\sigma\sqrt{x}}{400 \ln x \log n}$ .

**Definition 5.** Let  $\lambda_0 := n/C$  and  $\lambda_{j+1} := \text{reduce}_{n,\sigma}(\lambda_j)$ .<sup>6</sup>

Observe that by point (a) in Definition 1,  $T$  implies  $\mu_0 \geq n/C = \lambda_0$ . Our goal will be to prove that  $\mu_j \geq \lambda_j$  will likely continue to hold as  $j$  increases.

### 5.2.3. Events $A_j$ and $B_j$

Informally, at step  $j$ ,  $A_j$  is the event that the algorithm has not placed any sensors very close to  $v^*$ , and  $B_j$  is the event that the algorithm has only a vague idea of where  $v^*$  is. As we will later see, intuitively,

- $A_j$  implies  $B_j$  because if the algorithm does not have any sensors close to  $v^*$ , then the observations it got are all very noisy, and thus its confidence interval for  $v^*$  is wide;
- $B_j$  implies  $A_{j+1}$  because if the algorithm only has a vague estimate of the location of  $v^*$ , then wherever it decides to place its next sensor, it is unlikely to hit a vertex very close to  $v^*$ .

Both events depend only on information that is available to the algorithm at step  $j$ . For convenience, we define random variable  $K_j$ , which describes all the knowledge of the algorithm up to step  $j$ .

**Definition 6** ( $K_j$ ). Let  $\{s_i\}_{\leq j} := (s_{-1}, \dots, s_j)$  and  $\{o_i\}_{\leq j} := (o_{-1}, \dots, o_j)$  be the sensors and observations available at step  $j$ . Then let  $K_j = (\{s_i\}_{\leq j}, \{o_i\}_{\leq j}, l_j, r_j)$ .

$A_j$  is the event that  $\mu_j$  is greater than the benchmark  $\lambda_j$ .

**Definition 7.** Let  $A_j$  be the event that  $\mu_j \geq \lambda_j$ .

$B_j$  is the event that the posterior of  $v^* = v$  given  $K_j$  is “diluted”.

**Definition 8.** Let  $B_j$  be the event that for all nodes  $v \in V$ ,

$$\Pr[T \wedge v^* = v \mid K_j] \leq \frac{1}{(\frac{8}{3}\lambda_{j+1} + 1) \log n}.$$

Note that  $\Pr[T \wedge v^* = v \mid K_j]$  itself is a random variable since it depends on  $K_j$ , so  $B_j$  is still a random event even though it is a statement about a probability. An equivalent way to define  $B_j$  is to first define random variable

$$P_j := \max_{v \in V} \Pr[T \wedge v^* = v \mid K_j],$$

then to let  $B_j$  be the event that  $P_j \leq \frac{1}{(\frac{8}{3}\lambda_{j+1} + 1) \log n}$ .

### 5.2.4. Stopping step $j_{\text{stop}}$

Our goal is to show that for a sufficiently high  $j$ , we have  $\mu_j > 0$  with high probability, and therefore the algorithm has failed to find  $v^*$  using only  $j$  sensors. We now define that value of  $j$ .

**Definition 9** ( $j_{\min}, j_{\text{stop}}$ ). Let  $j_{\min}$  be the smallest integer  $j \geq 0$  such that  $\lambda_j < D$ . Then

$$j_{\text{stop}} := \min \left( j_{\min} - 1, \left\lfloor \frac{\delta \log n}{2} \right\rfloor \right).$$

This means that at step  $j \leq j_{\text{stop}}$ ,  $\lambda_j \geq D$  is still big enough for the concentration bounds of event  $T$  to hold. The second part argument of the  $\min(\cdot, \cdot)$  is just for convenience of the proof, and will not apply if  $n$  is large enough. We will also use the following easily believable fact, proved in Appendix B.7.

**Fact 7.** For  $0 \leq j \leq j_{\text{stop}}$ ,  $\lambda_{j+1} < \lambda_j$ .

<sup>6</sup>If  $\lambda_j \leq 0$ , we define  $\lambda_{j+1} := 0$ . However, we will never use such values.

### 5.2.5. Key lemmas

We now state our two main lemmas. The proof of Lemma 3 is very technical and is deferred to Appendix B.8. The proof of Lemma 4 is deferred to Appendix B.9, but it is much more straightforward.

**Lemma 3.** *If  $j < j_{\text{stop}}$ , then  $A_j \Rightarrow B_j$ .*

**Lemma 4.** *If  $j \leq j_{\text{stop}}$ , then  $\Pr[\neg T \vee \neg A_j \vee \neg B_j \vee A_{j+1}] \geq 1 - \frac{1}{\log n}$ .*

Note that “ $\neg T \vee \neg A_j \vee \neg B_j \vee A_{j+1}$ ” is logically equivalent to “ $T \wedge A_j \wedge B_j \Rightarrow A_{j+1}$ ”. Intuitively, if  $B_j$  holds, then the posterior probability of  $v^* = v$  is low for any  $v$ , which means that whatever the algorithm picks as its next sensor  $s_{j+1}$ , the probability that  $s_{j+1}$  is within some distance  $d$  of  $v^*$  is upper bounded by the sum of the posteriors over  $[s_{j+1} - d, s_{j+1} + d]$ . Therefore, with high probability,  $o_{j+1}$  will not be too small, and the same holds for  $\mu_{j+1}$ .

### 5.2.6. Induction on $j$

Lemmas 3 and 4 can now be chained to obtain the following result.

**Lemma 5.**  $\Pr[A_{j_{\text{stop}}}] \geq 1 - \delta$ .

*Proof.* First, as already noted in Section 5.2.2,  $T$  implies  $\mu_0 \geq \lambda_0 \Rightarrow A_0$ . Also, by Lemma 3,  $A_j \Rightarrow B_j$  for  $0 \leq j < j_{\text{stop}}$ . In addition, by Lemma 2, we have  $\Pr[T] \geq 1 - \delta/2$ , and by Lemma 4, for  $0 \leq j < j_{\text{stop}}$ , we have  $\Pr[\neg T \vee \neg A_j \vee \neg B_j \vee A_{j+1}] \geq 1 - \frac{1}{\log n}$ . Therefore by a union bound, both  $T$  and “ $\neg T \vee \neg A_j \vee \neg B_j \vee A_{j+1}$  for  $0 \leq j < j_{\text{stop}}$ ” simultaneously hold with probability at least

$$1 - \delta/2 - \frac{j_{\text{stop}}}{\log n} \geq 1 - \delta/2 - \frac{\left\lfloor \frac{\delta \log n}{2} \right\rfloor}{\log n} \geq 1 - \delta. \quad (\text{by Definition 9})$$

If they do hold, then we have all of the following logical implications:  $T, T \Rightarrow A_0, A_j \Rightarrow B_j$  ( $\forall j < j_{\text{stop}}$ ), and  $T \wedge A_j \wedge B_j \Rightarrow A_{j+1}$  ( $\forall j < j_{\text{stop}}$ ). It is easy to see that, chained together, they imply  $A_{j_{\text{stop}}}$ .  $\square$

### 5.2.7. Asymptotics of $j_{\text{stop}}$

The following lemma gives us an asymptotic lower bound on  $j_{\text{stop}}$ . We prove it in Appendix B.10.

**Lemma 6.** *For  $n \geq O_\delta(\max(\sigma^3, 1))$ , we have*

$$j_{\text{stop}} + 1 = \begin{cases} \Omega_\delta(1 + \log(1 + \log_{1/\sigma} n)) & \text{if } \sigma^2 \leq 1/2 \\ \Omega_\delta(\log \log n) & \text{if } \sigma^2 \geq 1/2. \end{cases}$$

### 5.2.8. Proof of Theorem 5

All that is left to do is to conclude.

*Proof of Theorem 5.* If  $A_{j_{\text{stop}}}$ , then  $\mu_{j_{\text{stop}}} > 0$ , which means the algorithm has not found  $v^*$  after placing  $j_{\text{stop}}$  sensors. By Lemma 5, this happens with probability at least  $1 - \delta$ . Therefore, any algorithm that finds  $v^*$  with probability at least  $1 - \delta$  must use at least  $j_{\text{stop}} + 1$  sensors. The theorem then follows from Lemma 6.  $\square$

## 6. Conclusion and future work

We presented the first mathematical study of sensor-based source location under non-trivial amounts of noise. We considered both the setting when the sensors are selected adaptively and non-adaptively. We found that when the noise distribution has constant variance, the number of required sensors is  $\Theta(\log \log n)$  in the sequential (adaptive) case, and  $\Theta(n)$  in the static (non-adaptive) case. Our results are in sharp contrast with similar problems, such as measurement dependent noisy search on a line [12], or probabilistic binary search in graphs [6], where the query complexities were found to be  $\Theta(\log n)$  in both cases.

The main open question is of course what happens in other graphs. Extending our results to certain classes of trees might be feasible with the methods presented in this paper, however, an extension to graphs with cycles seems very challenging. Still, we hope that our results can inspire some, potentially more heuristic, ideas for treating graphs with cycles as well.

While we do not consider this scenario, given the sensitive nature of health information, it would be interesting to study sensor-based source location in the context of privacy preserving learning. In a scenario where an adversary is watching our queries, but not the responses, a recent line of work characterized the tradeoff between query complexity and privacy in adaptive binary search on a line [26, 29]. The model has been extended to the case when the answers we receive are noisy in a follow-up work by [28]. We believe that the methods presented in our paper can be combined with the methods of [26, 29, 28] for new results in privacy preserving source location.

## 7. Acknowledgements

The work presented in this paper was supported in part by the Swiss National Science Foundation under grant number 200021-182407. Most of Victor Lecomte’s work was done while visiting EPFL on a Summer@EPFL fellowship.

## References

- [1] Antonio Auffinger, Michael Damron, and Jack Hanson. 50 years of first passage percolation. *arXiv preprint arXiv:1511.03262*, 2015.
- [2] Andrew C Berry. The accuracy of the gaussian approximation to the sum of independent variates. *Transactions of the american mathematical society*, 49(1):122–136, 1941.
- [3] Clément L Canonne and Tom Gur. An adaptivity hierarchy theorem for property testing. *computational complexity*, 27(4):671–716, 2018.
- [4] Xujin Chen and Changjun Wang. Approximability of the minimum weighted doubly resolving set problem. In *International Computing and Combinatorics Conference*, pages 357–368. Springer, 2014.
- [5] Sung-En Chiu and Tara Javidi. Sequential measurement-dependent noisy search. In *2016 IEEE Information Theory Workshop (ITW)*, pages 221–225. IEEE, 2016.
- [6] Ehsan Emamjomeh-Zadeh, David Kempe, and Vikrant Singhal. Deterministic and probabilistic binary search in graphs. In *Proceedings STOC16*, pages 519–532, 2016.
- [7] Carl-Gustav Esseen et al. Fourier analysis of distribution functions. a mathematical study of the laplace-gaussian law. *Acta Mathematica*, 77:1–125, 1945.
- [8] Uriel Feige, Prabhakar Raghavan, David Peleg, and Eli Upfal. Computing with noisy information. *SIAM Journal on Computing*, 23(5):1001–1018, 1994.
- [9] Frank Harary and Robert A Melter. On the metric dimension of a graph. *Ars Combin*, 2(191-195):1, 1976.
- [10] Zhao-Long Hu, Zhesi Shen, Chang-Bing Tang, Bin-Bin Xie, and Jian-Feng Lu. Localization of diffusion sources in complex networks with sparse observations. *Physics Letters A*, 382(14):931–937, 2018.
- [11] Richard M Karp and Robert Kleinberg. Noisy binary search and its applications. In *Proceedings SODA*, pages 881–890, 2007.
- [12] Anusha Lalitha, Nancy Ronquillo, and Tara Javidi. Measurement dependent noisy search: The gaussian case. In *2017 IEEE International Symposium on Information Theory (ISIT)*, pages 3090–3094. IEEE, 2017.
- [13] Xiang Li, Xiaojie Wang, Chengli Zhao, Xue Zhang, and Dongyun Yi. Locating the source of diffusion in complex networks via gaussian-based localization and deduction. *Applied Sciences*, 9(18):3758, 2019.
- [14] Gergely Odor and Patrick Thiran. Sequential metric dimension for random graphs. *arXiv preprint arXiv:1910.10116*, 2019.
- [15] Krzysztof Onak and Pawel Parys. Generalization of binary search: Searching in trees and forest-like partial orders. In *Proceedings FOCS’06*, pages 379–388. IEEE, 2006.

- [16] Robert Paluch, Xiaoyan Lu, Krzysztof Suchocki, Bolesław K Szymański, and Janusz A Hołyst. Fast and accurate detection of spread source in large complex networks. *Scientific reports*, 8(1):1–10, 2018.
- [17] Valentin Vladimirovich Petrov. *Sums of independent random variables*, volume 82. Springer Science & Business Media, 2012.
- [18] P. Pinto, P. Thiran, and M. Vetterli. Locating the source of diffusion in large-scale networks. *Physical Review Letters*, 109, 2012.
- [19] Burr Settles. Active learning literature survey. Technical report, University of Wisconsin-Madison Department of Computer Sciences, 2009.
- [20] Zhesi Shen, Shinan Cao, Wen-Xu Wang, Zengru Di, and H Eugene Stanley. Locating the source of diffusion in complex networks by time-reversal backward spreading. *Physical Review E*, 93(3):032301, 2016.
- [21] Peter J Slater. Leaves of trees. *Congr. Numer*, 14(549-559):37, 1975.
- [22] Brunella Spinelli, Elisa Celis, and Patrick Thiran. A general framework for sensor placement in source localization. *IEEE Transactions on Network Science and Engineering*, 2017.
- [23] Brunella Spinelli, L Elisa Celis, and Patrick Thiran. The effect of transmission variance on observer placement for source-localization. *Applied network science*, 2(1):20, 2017.
- [24] Brunella Spinelli, L Elisa Celis, and Patrick Thiran. How many sensors to localize the source? the double metric dimension of random networks. In *2018 56th Annual Allerton Conference on Communication, Control, and Computing (Allerton)*, pages 1036–1043. IEEE, 2018.
- [25] Wenchang Tang, Feng Ji, and Wee Peng Tay. Estimating infection sources in networks using partial timestamps. *IEEE Transactions on Information Forensics and Security*, 13(12):3035–3049, 2018.
- [26] John Tsitsiklis, Kuang Xu, and Zhi Xu. Private sequential learning. In *Conference On Learning Theory*, pages 721–727, 2018.
- [27] Roman Vershynin. *Introduction to the non-asymptotic analysis of random matrices*. Cambridge University Press, 2012.
- [28] Jiaming Xu, Kuang Xu, and Dana Yang. Optimal query complexity for private sequential learning against eavesdropping. *arXiv preprint arXiv:1909.09836*, 2019.
- [29] Kuang Xu. Query complexity of bayesian private learning. In *Advances in Neural Information Processing Systems*, pages 2431–2440, 2018.
- [30] Sabina Zejnilovic, Joao Gomes, and Bruno Sinopoli. Network observability and localization of the source of diffusion based on a subset of nodes. In *Communication, Control, and Computing (Allerton), 2013 51st Annual Allerton Conference on*, pages 847–852. IEEE, 2013.
- [31] Sabina Zejnilović, João Gomes, and Bruno Sinopoli. Sequential observer selection for source localization. In *Signal and Information Processing (GlobalSIP), 2015 IEEE Global Conference on*, pages 1220–1224. IEEE, 2015.
- [32] Kai Zhu, Zhen Chen, and Lei Ying. Locating the contagion source in networks with partial timestamps. *Data Mining and Knowledge Discovery*, 30(5):1217–1248, 2016.

## Appendix A. Extending to other noise distributions

Throughout the paper, we assumed that the noise distribution was Gaussian, however due to the Central Limit Theorem, it is natural to expect that our result generalizes to other distributions as well. However, there definitely are noise distributions for which our result cannot generalize. Consider a noise distribution  $\mathcal{W}$  supported on two values: 1 and  $\pi$ . Since  $\pi$  is irrational, a single sensor at one end of the path can determine the location of the source with absolute certainty. Moreover, our results are not likely to generalize to heavy tailed  $\mathcal{W}$  due to the lack of concentration in the measurements.

We sketch how our proofs could be generalized to continuous sub-gaussian random variables. In the proofs of our main results, we exploit two types of properties of the noise distribution; we are using the tight concentration of their sum in the static upper bound and the sequential upper and lower bounds, and we are using an anti-concentration result on their sum in the static and sequential lower bounds.

All of the concentration bounds are derived from Fact 1. This tail-bound result is easily extendible to sub-gaussian random variables (see Proposition 5.10 of [27]). The only difference in the results would be that  $\sigma$  would be replaced by the sub-gaussian norm

$$\|\mathcal{W}\|_{\psi_2} = \sup_{p \geq 1} p^{-1/2} (\mathbb{E} |\mathcal{W}|^p)^{1/p}.$$

In the sequential lower bound proof, when we make the anti-concentration arguments, our proof uses the density function of the Gaussian distribution. Therefore, we need that the density function of  $\sum \mathcal{W}_i$  is pointwise close to the density function of the corresponding Gaussian distribution. Such statements are called local limit theorems for sums of independent random variables. In a sense, we are asking for much more than a tail-bound, but we can also be much looser than an exponential decay. In Lemma 8 we need that the probability mass function of the posterior is bounded above by  $\log(\mu_j)/(\sigma\sqrt{\mu_j})$ . We prove this by writing the probability mass function (as a function of potential source  $v'$ ) explicitly using Bayes rule and the density of  $\sum_{i=1}^{d'_l} \mathcal{W}_i$  and  $\sum_{i=1}^{d'_r} \mathcal{W}_i$ , where  $d'_l = v' - l_j$  and  $d'_r = r_j - v'$  are the distances between a node  $v'$  and the closest sensors to the left and the right. We need these densities to be pointwise  $o(\log(\mu_j)/(\sigma\sqrt{\mu_j}))$  close to the densities in the Gaussian case. Since in Claim 6 we prove that  $d'_l \in [1/2, 2]o_{l_j}$  and  $d'_r \in [1/2, 2]o_{r_j}$ , and by the definition  $\mu_j = \min(o_{l_j}, o_{r_j})$ , it is enough to show that the density of  $\sum_{i=1}^{d'_l} \mathcal{W}_i$  is pointwise  $o(\log(d'_l)/(\sigma\sqrt{d'_l}))$  close to the density in the Gaussian case (and we need the symmetric statement for  $d'_r$ ). Such results are readily available for continuous distributions  $\mathcal{W}$  with finite third moment (see Theorem 7.15 in [17]). We also point out, that similar results exist for discrete distributions  $\mathcal{W}$  satisfying a certain lattice condition that can be used to rule out distributions like the one supported on 1 and  $\pi$  that we used as a counterexample in the beginning of the section (see Theorem 7.6 in [17]).

For the anti-concentration result in the static lower bound, we proved that the hypothesis testing problem cannot be solved between  $k$  neighboring nodes at distance  $d$  or more away from the sensors. For this we upper bounded the union of the area under the probability density functions of the observations under each of the  $k$  hypotheses by another function, which we could easily integrate. For general noise distributions, again we aim to approximate the probability density functions of the observations by the probability density function of Gaussian random variables. Since this time, instead of small  $l_\infty$  distance, we need small  $l_1$  distance between the densities, a Berry-Esseen type theorem [2, 7] suffices instead of a local limit theorem.

We note that only the concentration arguments required the sub-gaussianity of the noise distribution, the anti-concentration results held for a much more general class of distributions (finite third moment and continuity or lattice condition). We believe that with more advanced proof techniques the sub-gaussianity condition can also be relaxed.

## Appendix B. Technical proofs

### Appendix B.1. Proof of Fact 1

*Proof of Fact 1.* First, we have  $\Pr[X \notin \mu \pm a] \leq 1 - \operatorname{erf}\left(\frac{a}{2\sigma^2}\right)$ , where  $\operatorname{erf}(\cdot)$  is the Gauss error function. All that remains is to prove that for all  $x \geq 0$ ,  $\operatorname{erf}(x) \geq 1 - e^{-x^2}$ .

We separate into two cases.

- If  $x \geq \frac{1}{\sqrt{2}}$ , then we have

$$\begin{aligned} 1 - \operatorname{erf}(x) &= \frac{2}{\sqrt{\pi}} \int_x^\infty e^{-t^2} dt \\ &\leq \frac{2}{2x\sqrt{\pi}} \int_x^\infty 2t e^{-t^2} dt \\ &= \frac{e^{-x^2}}{x\sqrt{\pi}} \leq \frac{e^{-x^2}}{\sqrt{\pi/2}} \leq e^{-x^2}. \end{aligned}$$

- On  $\left[0, \frac{1}{\sqrt{2}}\right]$ ,  $\text{erf}(x)$  is concave while  $1 - e^{-x^2}$  is convex, and we have

$$\text{erf}(0) = 1 - e^{-0^2} \quad \text{erf}\left(\frac{1}{\sqrt{2}}\right) > 1 - e^{-\left(\frac{1}{\sqrt{2}}\right)^2}.$$

Therefore,  $\text{erf}(x) \geq 1 - e^{-x^2}$  on the whole interval. □

## Appendix B.2. Proof of Claim 1

*Proof of Claim 1.* In this proof, we will assume that

$$\sigma^2 \leq \frac{1}{16 \ln(6/\delta)} \leq \frac{1}{2 \ln(12/\delta)}. \quad (\text{B.1})$$

If this is not the case, then  $\sigma^2$  is at least constant in  $\delta$ , so we can simply place a sensor at every node, which gives  $d = 1 = \Omega_\delta(1/\sigma^2)$ .

We need to choose  $d$  such that wherever  $v^*$  is located, (a), (b), (c) simultaneously hold with probability  $\geq 1 - \delta$  over the choice of the weights  $w(\cdot)$ . Let us first study point (b) (point (a) is analogous). Let  $s$  be the closest sensor at or to the right of  $v^*$ . Then (b) is true iff

- the sum of the weights of the edges between  $s$  and  $s + d$  is positive;
- the sum of the weights of the edges between  $s$  and  $s + 2d$  is positive;
- ...

It is certainly true if in general for all positive integers  $x$ , the sum of the weights of the edges between  $s$  and  $s + x$  is positive. This sum is distributed as a Gaussian  $\mathcal{N}(x, x\sigma^2)$ , so it is positive except with probability

$$\begin{aligned} \Pr_{X \sim \mathcal{N}(x, x\sigma^2)}[X < 0] &\leq \Pr_{X \sim \mathcal{N}(x, x\sigma^2)}[X \notin x \pm x] \\ &\leq e^{-\frac{x^2}{2x\sigma^2}} \\ &= e^{-\frac{x}{2\sigma^2}}. \end{aligned} \quad (\text{Fact 1})$$

Therefore, by a union bound, (b) holds except with probability at most

$$\begin{aligned} \sum_{x=1}^{\infty} \left(e^{-\frac{1}{2\sigma^2}}\right)^x &= \frac{e^{-\frac{1}{2\sigma^2}}}{1 - e^{-\frac{1}{2\sigma^2}}} \\ &< 3e^{-\frac{1}{2\sigma^2}} \end{aligned} \quad (\text{because } \sigma^2 \leq 1 \Rightarrow e^{-\frac{1}{\sigma^2}} < 2/3)$$

which, assuming  $\sigma^2 \leq \frac{1}{2 \ln(12/\delta)}$  (equation (B.1)), is at most  $\delta/4$ .

Finally, we study the probability that (c) holds. Let  $d_1, d_2, d_3$  be the distances of those three sensors to  $v^*$ . They are all at most  $2d$  away from  $v^*$ . For  $i = 1, 2, 3$ , the corresponding observation is distributed as  $X \sim \mathcal{N}(d_i, d_i\sigma^2)$ , and is correct after rounding iff  $X \in (d_i - 1/2, d_i + 1/2)$ . Therefore, (c) holds except with probability

$$\begin{aligned} \sum_{i=1}^3 \Pr_{X \sim \mathcal{N}(d_i, d_i\sigma^2)}[X \notin d_i \pm 1/2] &\leq \sum_{i=1}^3 e^{-\frac{1}{8d_i\sigma^2}} \\ &\leq 3e^{-\frac{1}{16d\sigma^2}} \end{aligned} \quad (\text{Fact 1})$$

which, assuming  $d \leq \frac{1}{16\sigma^2 \ln(6/\delta)}$ , is at most  $\delta/2$ . Therefore, we set  $d := \left\lfloor \frac{1}{16\sigma^2 \ln(6/\delta)} \right\rfloor$ . By (B.1),  $\frac{1}{16\sigma^2 \ln(6/\delta)} \geq 1$ , so  $d \geq (1/2) \cdot \frac{1}{16\sigma^2 \ln(6/\delta)} = \Omega_\delta(1/\sigma^2)$ .

Finally, by one more union bound, for our chosen value of  $d$ , all of (a), (b), (c) hold except with probability at most  $\delta/4 + \delta/4 + \delta/2 = \delta$ . □



### Appendix B.3. Proof of Claim 2

*Proof of Claim 2.* Let us consider a scenario where the source is sampled uniformly from  $\{v+1, \dots, v+k\}$ , and let  $p'(v+i) := \Pr_w[f'(\text{obs}_w(v+i, S)) = v+i]$ , where  $f'$  is the algorithm that knows this new prior distribution on the source and maximizes the new success probability  $p'_s = 1/k \cdot \sum_{i=1}^k p'(v+i)$ . Clearly, we have  $\sum_{i=1}^k p(v+i) \leq \sum_{i=1}^k p'(v+i) = kp'_s$ , because we can have  $f' = f$ . Also notice that

$$\Pr_w[f'(\text{obs}_w(v, S)) = v] = \Pr_w[f'(\text{obs}_w(v, \{s_{\text{left}}, s_{\text{right}}\})) = v],$$

since the algorithm already knows that  $v^* \in [s_{\text{left}}, s_{\text{right}}]$ , and the other sensors outside  $[s_{\text{left}}, s_{\text{right}}]$  do not carry relevant information. Indeed, given only the observations corresponding to those two sensors, the algorithm could independently redraw the edge weights outside  $[s_{\text{left}}, s_{\text{right}}]$  to simulate the other observations, and obtain the same distribution as  $\text{obs}_w(v^*, S)$ . For example, one can simulate the observation at  $s_{\text{right}} + 1$  by taking the observation at  $s_{\text{right}}$  and adding to it one random draw from  $\mathcal{N}(1, \sigma^2)$ .

For the same reason, we can assume that  $s_{\text{left}} = v - d$  and  $s_{\text{right}} = v + k + d$ . If the sensors were any further, that would be more difficult for the algorithm  $f'$ , because we can simulate that case using the observations at  $v - d$  and  $v + k + d$ .

Recall that  $f'$  is the algorithm which must distinguish between the distributions

$$\left\{ \mathcal{W}_{v+i} = \mathcal{N} \left( \begin{pmatrix} d+i \\ d+k-i \end{pmatrix}, \begin{pmatrix} d+i & 0 \\ 0 & d+k-i \end{pmatrix} \sigma^2 \right) \mid i \in \{1, \dots, k\} \right\}$$

and maximize  $\sum_{i=1}^k p'(v+i)$ . Since  $f'$  maximizes the success probability of estimating the hidden parameter  $v^*$  with both the likelihood function and the prior distribution being completely known, the optimal  $f'$  computes the posterior distribution using Bayes rule, and picks the  $v^*$  that maximizes it (this is called Maximum A Posteriori or MAP estimation) [18]. In our case we have a uniform prior, which implies that  $f'$  is simply the Maximum Likelihood Estimator, i.e., for any observation  $(o_{\text{left}}, o_{\text{right}})$ ,

$$f'(o_{\text{left}}, o_{\text{right}}) = \arg \max_{u \in \{v+1, \dots, v+k\}} (g_u(o_{\text{left}}, o_{\text{right}})),$$

where  $g_u(x, y)$  denotes the probability density function of  $\mathcal{W}_u$ . Consequently,

$$\sum_{i=1}^k p'(v+i) = \int_{-\infty}^{\infty} \int_{-\infty}^{\infty} \max_{u \in \{v+1, \dots, v+k\}} (g_u(x, y)) \, dx \, dy. \quad (\text{B.2})$$

Next, we provide the following upper bound to  $g_u$  for every  $u \in \{v+1, \dots, v+k\}$ :

$$\begin{aligned} g_{v+i}(x, y) &= \frac{1}{2\pi\sigma^2\sqrt{(d+i)(d+k-i)}} \exp \left( -\frac{(x-(d+i))^2}{2(d+i)\sigma^2} - \frac{(y-(d+k-i))^2}{2(d+k-i)\sigma^2} \right) \\ &< \frac{1}{2\pi d\sigma^2} \exp \left( -\frac{(x-(d+i))^2 + (y-(d+k-i))^2}{2(d+k)\sigma^2} \right) \end{aligned} \quad (\text{B.3})$$

Notice that if we consider a triangle  $ABC$  with  $A = (x, y)$ ,  $B = (d+i, d+k-i)$  and  $C = (d, d)$ , and we denote the side lengths opposite of each point by  $a, b$  and  $c$ , then the numerator of the exponent in equation (B.3) equals  $c^2$ . The following lower bound holds for  $c^2$  based on the law of cosines and elementary algebra:

$$c^2 = a^2 - 2ab \cos(\angle ACB) + b^2 \geq a^2 - 2ab + b^2 \geq \frac{a^2}{2} - b^2.$$

The last inequality can be confirmed if we move all terms to the left side and find the expression  $(a/\sqrt{2} - \sqrt{2}b)^2 \geq 0$ . After substituting back into  $a, b$  and  $c$ , since the maximum distance between points  $(d+i, d+k-i)$  and  $(d, d)$  is  $k$  for any  $i \in \{1, \dots, k\}$ , we get

$$(x-(d+i))^2 + (y-(d+k-i))^2 \geq \frac{1}{2}((x-d)^2 + (y-d)^2) - k^2. \quad (\text{B.4})$$

Substituting equation (B.4) back into equation (B.3) yields

$$\begin{aligned} g_{v+i}(x, y) &< \frac{1}{2\pi d\sigma^2} \exp\left(-\frac{(x-d)^2 + (y-d)^2 - 2k^2}{4(d+k)\sigma^2}\right) \\ &= \frac{2(d+k)e^{\frac{k^2}{(d+k)2\sigma^2}}}{d} \cdot \frac{1}{2\pi(d+k)2\sigma^2} \exp\left(-\frac{(x-d)^2 + (y-d)^2}{2(d+k)2\sigma^2}\right). \end{aligned} \quad (\text{B.5})$$

Notice that the last line of equation (B.5) can be written as

$$\frac{2(d+k)e^{\frac{k^2}{2(d+k)\sigma^2}}}{d} g(x, y),$$

where  $g(x, y)$  is the probability density function of two independent copies of  $\mathcal{N}(d, (d+k)2\sigma^2)$ . Using this upper bound on equation (B.2), we get

$$\sum_{i=1}^k p'(v+i) < \frac{2(d+k)e^{\frac{k^2}{2(d+k)\sigma^2}}}{d} \int_{-\infty}^{\infty} \int_{-\infty}^{\infty} g(x, y) dx dy = \frac{2(d+k)e^{\frac{k^2}{2(d+k)\sigma^2}}}{d}.$$

Since  $\sum_{i=1}^k p'(v+i)$  is an upper bound on  $\sum_{i=1}^k p(v+i)$ , the proof is completed.  $\square$

#### Appendix B.4. Proof of Lemma 1

*Proof of Lemma 1.* First of all, for  $s = v^*$  this always holds. For any other  $s$ ,  $\text{obs}_w(v^*, s)$  is distributed according to Gaussian  $\mathcal{N}(d_s, d_s\sigma^2)$  (though not independently), where  $d_s := |v^* - s|$ . Therefore, by Fact 1, for any  $s \neq v^*$  and any  $C > 2$ ,

$$\begin{aligned} \Pr[\text{obs}_w(v^*, s) \notin d_s \pm C\sigma\sqrt{d}\ln(1+d)] &\leq e^{-\frac{(C\sigma\sqrt{d_s}\ln(1+d_s))^2}{2d_s\sigma^2}} \\ &= e^{-\frac{C^2(\ln(1+d_s))^2}{2}} \\ &= \left(\frac{1}{1+d_s}\right)^{\frac{C^2\ln(1+d_s)}{2}} \\ &= \left(\frac{1}{1+d_s}\right)^{\frac{(C^2-1)\ln(1+d_s)+\ln(1+d_s)}{2}} \\ &\leq \left(\frac{1}{1+d_s}\right)^{\frac{C^2}{2}} \left(\frac{1}{1+d_s}\right)^{\frac{\ln(1+d_s)}{2}} \\ &\leq \left(\frac{1}{2}\right)^{\frac{C^2}{2}} \left(\frac{1}{1+d_s}\right)^{\frac{\ln(1+d_s)}{2}}. \end{aligned} \quad (C > 2)$$

By a union bound over all  $s \neq v^*$ , this implies that

$$\begin{aligned} \Pr[\forall s \in V, \text{obs}_w(v^*, s) \notin d_s \pm C\sigma\sqrt{d}\ln(1+d)] &\leq 2 \sum_{d=1}^{\infty} \left(\frac{1}{2}\right)^{\frac{C^2}{2}} \left(\frac{1}{1+d}\right)^{\frac{\ln(1+d)}{2}} \\ &= 2 \left(\frac{1}{2}\right)^{\frac{C^2}{2}} \sum_{d=1}^{\infty} \left(\frac{1}{1+d}\right)^{\frac{\ln(1+d)}{2}}. \end{aligned} \quad (\text{B.6})$$

Since  $\frac{\ln(1+d)}{2} \leq 2$  for large enough  $d$ , the above series converges to a constant. Therefore, choosing  $C$  large enough as a function of  $\delta$  will suffice to make  $2(1/2)^{C^2/2}$  small enough that (B.6) is  $\leq \delta$ .  $\square$

#### Appendix B.5. Proof of Claim 3

*Proof of Claim 3.* We track the value of  $d_i/\sigma^2$  as  $i$  increases. First, as long as

$$\frac{d_i}{(C\ln(1+d_i))^6} \geq \sigma^2 \quad (\text{B.7})$$

we have

$$\frac{d_{i+1}}{\sigma^2} \leq \frac{C\sigma\sqrt{d_i}\ln(1+d_i)}{\sigma^2} = C\sqrt{\frac{d_i}{\sigma^2}}\ln(1+d_i) \stackrel{(B.7)}{\leq} \left(\frac{d_i}{\sigma^2}\right)^{2/3}.$$

Thus, by induction, as long as (B.7) holds, we have

$$\frac{d_i}{\sigma^2} \leq \left(\frac{d_0}{\sigma^2}\right)^{(2/3)^i} \Rightarrow d_i \leq \sigma^2 \left(\frac{n}{\sigma^2}\right)^{(2/3)^i}.$$

Let  $d_{\min}$  be the smallest value greater than  $2\sigma^2$  that we can assign to  $d_i$  such that (B.7) holds. Let  $k$  be the smallest integer for which  $d_k \leq d_{\min}$ . Then we have

$$\sigma^2 \left(\frac{n}{\sigma^2}\right)^{(2/3)^{k-1}} \geq d_{\min} \Leftrightarrow k \leq 1 + \log_{3/2} \left( \frac{\log\left(\frac{n}{\sigma^2}\right)}{\log\left(\frac{d_{\min}}{\sigma^2}\right)} \right).$$

- If  $\sigma^2 \leq 1/2$ , then it is easy to verify that  $d_{\min} = O(1)$ . Therefore, for  $k = O(1 + \log(1 + \log_{1/\sigma} n))$ , we have  $d_k \leq d_{\min} = O(1)$ .
- If  $\sigma^2 \geq 1/2$ , then it is easy to verify that  $d_{\min} = O(\sigma^2 \ln(1 + \sigma^2)^6) = O_\sigma(1)$ . Therefore, for  $k = O(\log \log n)$ , we have  $d_k \leq d_{\min} = O_\sigma(1)$ .

□

#### Appendix B.6. Proof of Fact 6 and Lemma 2

We first prove two claims.

**Claim 4.** For any probability  $\delta_1 > 0$ , there is some function  $D_1(\delta_1)$  such that for any  $n, \sigma$  and any source  $v^* \in V$ ,

$$\Pr_w \left[ \text{for all } s \text{ such that } d_s := |v^* - s| \geq D_1(\delta_1), \text{ obs}_w(v^*, s) \in d_s \pm \sigma\sqrt{d_s} \ln d_s \right] \geq 1 - \delta_1.$$

*Proof.* At first, let us consider only the case  $s \geq v^*$ . That is, consider node  $s = v^* + d$  for some distance  $d \geq e^2$ . Then  $\text{obs}_w(v^*, s) \sim \mathcal{N}(d, d\sigma^2)$ , so

$$\begin{aligned} \Pr_w \left[ \text{obs}_w(v^*, s) \in d \pm \sigma\sqrt{d} \ln d \right] &\geq 1 - e^{-\frac{(\sigma\sqrt{d} \ln d)^2}{2d\sigma^2}} && \text{(from Fact 1)} \\ &= 1 - e^{-\frac{(\ln d)^2}{2}} \\ &= 1 - \frac{1}{d^{(\ln d)/2}}. \end{aligned}$$

Now, for any  $D_1 \geq e$ , by a union bound, this will hold for all  $s \geq v^* + D_1$  with probability at least

$$1 - \sum_{D_1}^{\infty} \frac{1}{d^{(\ln d)/2}}.$$

Note that this sum converges, because  $(\ln d)/2 > 1$  for large enough  $d$ . Thus there is some  $D_1(\delta_1) \geq e$  such that

$$\sum_{D_1(\delta_1)}^{\infty} \frac{1}{d^{(\ln d)/2}} \leq \delta_1/2.$$

Therefore, by going through the same reasoning for  $s \leq v^*$  and taking a union bound, we get that

$$\text{obs}_w(v^*, s) \in d_s \pm \sigma\sqrt{d_s} \ln d_s$$

will hold for all  $s$  at distance  $d_s := |v^* - s| \geq D_1(\delta_1)$ , except with probability at most  $\delta_1/2 + \delta_1/2 = \delta_1$ . □

**Claim 5.** For any probability  $\delta_2 > 0$  and any  $\epsilon \in (0, 1)$ , there is some function  $D_2(\delta_2, \epsilon, \sigma)$  such that for any  $n, \sigma$  and any source  $v^* \in V$ ,

$$\Pr_w \left[ \text{for all } s \text{ such that } d_s := |v^* - s| \geq D_2(\delta_2, \epsilon, \sigma), \text{ obs}_w(v^*, s) \in (1 \pm \epsilon)d_s \right] \geq 1 - \delta_2,$$

and  $D_2(\delta_2, \epsilon, \sigma) = O_{\delta_2, \epsilon}(\max(\sigma^2 \log \sigma, 1))$ .

*Proof.* At first, let us consider only the case  $s \geq v^*$ . That is, consider node  $s = v^* + d$  for some distance  $d$ . Then  $\text{obs}_w(v^*, s) \sim \mathcal{N}(d, d\sigma^2)$ , so

$$\begin{aligned} \Pr_w [\text{obs}_w(v^*, s) \in (1 \pm \epsilon)d] &\geq 1 - e^{-\frac{(\epsilon d)^2}{2d\sigma^2}} \quad (\text{from Fact 1}) \\ &= 1 - (e^{-\frac{\epsilon^2}{2\sigma^2}})^d. \end{aligned}$$

Now, for any  $D_2$ , by a union bound, this will hold for all  $s \geq v^* + D_2$  except with probability at most

$$\sum_{D_2}^{\infty} \left( e^{-\frac{\epsilon^2}{2\sigma^2}} \right)^d = \frac{e^{-\frac{\epsilon^2}{2\sigma^2} D_2}}{1 - e^{-\frac{\epsilon^2}{2\sigma^2}}}. \quad (\text{B.8})$$

- If  $\frac{\epsilon^2}{2\sigma^2} \geq 1$ , then (B.8)  $\leq \frac{e^{-D_2}}{1-1/e}$ , so if we set  $D_2(\delta_2, \epsilon, \sigma) := \ln \left( \frac{2}{\delta_2(1-1/e)} \right)$ , then (B.8)  $\leq \delta_2/2$ .
- If  $\frac{\epsilon^2}{2\sigma^2} \leq 1$ , then we can use  $e^{-x} \leq 1 - x/2$  on  $[0, 1]$  to obtain that

$$(\text{B.8}) \leq \frac{2e^{-\frac{\epsilon^2}{2\sigma^2} D_2}}{\frac{\epsilon^2}{2\sigma^2}},$$

so if we set  $D_2(\delta_2, \epsilon, \sigma) := \frac{2\sigma^2}{\epsilon^2} \ln \left( \frac{4\sigma^2}{\epsilon^2 \delta_2} \right)$ , then (B.8)  $\leq \delta_2/2$ .

It is easy to check that both these values are  $O_{\delta_2, \epsilon}(\max(\sigma^2 \ln \sigma, 1))$ .

Finally, by going through the same reasoning for  $s \leq v^*$  and taking a union bound, we get that

$$\text{obs}_w(v^*, s) \in (1 \pm \epsilon)d_s$$

will hold for all  $s$  at distance  $d_s := |v^* - s| \geq D_2(\delta_2, \epsilon, \sigma)$ , except with probability at most  $\delta_2/2 + \delta_2/2 = \delta_2$ .  $\square$

**Definition 10.** Let  $C(\delta) = 8/\delta$  and  $D(\sigma, \delta) := \max(D_1(\delta/3), D_2(\delta/3, 1/4, \sigma), 2\sigma^2, e^2)$ .

*Proof of Fact 6.* The lower bound of  $\max(2\sigma^2, e^2)$  is trivial. The upper bound of  $O_{\delta}(\max(\sigma^2 \log \sigma, 1))$  comes from the fact that  $D_2(\delta_2, \epsilon, \sigma) = O_{\delta_2, \epsilon}(\max(\sigma^2 \log \sigma, 1))$ .  $\square$

We can now prove Lemma 2.

*Proof of Lemma 2.* Apply Claim 4 with  $\delta_1 := \delta/3$ , and Claim 5 with  $\delta_2 := \delta/3$  and  $\epsilon := 1/4$ . Assume  $n \geq 12/\delta$ , and let  $C' := 6/\delta$ . Since  $v^*$  is uniformly distributed over  $V = [n]$ , we have

$$\Pr[\min(|v^* - 1|, |v^* - n|) < n/C'] \leq \frac{2 + n/C'}{n} \leq \frac{2}{n} + \frac{1}{C'} \leq \delta/3.$$

By a union bound, the concentration bounds of both Claim 4 and Claim 5 as well as inequality  $\min(|v^* - 1|, |v^* - n|) \geq n/C'$  will all hold with probability at least  $1 - \delta/3 - \delta/3 - \delta/3 = 1 - \delta$ .

Furthermore, by the concentration bound of Claim 5, if  $\min(|v^* - 1|, |v^* - n|) \geq n/C' \geq D_2(\delta/3, 1/4)$ , then

$$\min(\text{obs}_w(v^*, 1), \text{obs}_w(v^*, n)) \geq (n/C')(1 - 1/4) = \frac{3n}{4C'} = \frac{n}{C(\delta)}. \quad (\text{B.9})$$

Then for  $n \geq \max(12/\delta, C'D_2(\delta/3, 1/4, \sigma)) = O_{\delta}(\max(\sigma^2 \ln \sigma, 1))$ , with probability at least  $1 - \delta$ , we have

- $\min(\text{obs}_w(v^*, 1), \text{obs}_w(v^*, n)) \geq \frac{n}{C(\delta)}$  (from (B.9));
- for all  $s$  with  $d_s := |v^* - s| \geq D(\sigma, \delta)$ ,
  - $\text{obs}_w(v^*, s) \in d_s \pm \sigma \sqrt{d_s} \ln d_s$  (from Claim 4)
  - $\text{obs}_w(v^*, s) \in d_s(1 \pm 1/4)$  (from Claim 4).

$\square$

### Appendix B.7. Proof of Fact 7

*Proof of Fact 7.* Since  $j \leq j_{\text{stop}}$ , by definition of  $j_{\text{stop}}$ ,  $\lambda_j \geq D$ . Also, by Corollary 1,  $D \geq \max(\sigma^2, e^2)$ . Therefore,

$$\begin{aligned} \lambda_{j+1} &= \text{reduce}_{n,\sigma}(\lambda_j) && \text{(Definition 5)} \\ &= \frac{\sigma\sqrt{\lambda_j}}{400 \ln \lambda_j \log n} && \text{(Definition 4)} \\ &< \sigma\sqrt{\lambda_j} && (n \geq 3, \lambda_j \geq e^2) \\ &\leq \lambda_j. && (\lambda_j \geq \sigma^2) \end{aligned}$$

□

### Appendix B.8. Proof of Lemma 3

The first step in proving Lemma 3 is to prove that only a small part of the information contained in  $K_j$  will actually influence the posterior of  $v^*$  given  $K_j$ : only the closest sensors to the source  $s_{l_j}, s_{r_j}$  and the corresponding observations  $o_{l_j}, o_{r_j}$  will have an influence (they are introduced in Definition 3).

**Definition 11.** For any  $l, r, x, y$ , let  $E_{l,r,x,y}$  be the event that  $v^* \in [l, r]$ ,  $\text{obs}_w(v^*, l) = x$ , and  $\text{obs}_w(v^*, r) = y$ .

Note that event  $E_{l,r,x,y}$  depends purely on  $v^*$  and  $w$ , not on the actions of the algorithm.

**Lemma 7.** Recall that  $R$  is the internal randomness of the algorithm (see assumption (d) at the beginning of section 5.2). For any node  $v \in V$ ,

$$\Pr_{v^*,w,R}[v^* = v \mid K_j] = \Pr_{v^*,w}[v^* = v \mid E_{s_{l_j},s_{r_j},o_{l_j},o_{r_j}}].$$

Before proving this lemma, we need to show a simple property of independence and conditional probability.

**Fact 8.** Let  $X, Y$  be independent random variables. Let  $E(X), F(X)$  be Boolean functions depending only on  $X$ , and let  $G(F(X), Y)$  be a Boolean function depending only on  $F(X)$  and  $Y$ . Then we have

$$\Pr[E(X) \mid F(X) \wedge G(F(X), Y)] = \Pr[E(X) \mid F(X)].$$

Note that we use  $E(X)$  to denote the event  $E(X) = 1$  (and similarly for  $F, G$ ).

*Proof.* Intuitively, the reason this is true is that as  $G$  depends only on  $F$  (which is already provided in the conditioning) and  $Y$  (which is independent from  $X$ ), adding  $G$  to the conditioning does not bring more information towards figuring out whether  $E$  will happen or not. Formally, let  $G'(Y) = G(1, Y)$  (1 represents “true”). Then

$$\begin{aligned} \Pr[E(X) \mid F(X) \wedge G(F(X), Y)] &= \Pr[E(X) \mid F(X) \wedge G'(Y)] \\ &= \frac{\Pr[E(X) \wedge F(X) \wedge G'(Y)]}{\Pr[F(X) \wedge G'(Y)]} \\ &= \frac{\Pr[E(X) \wedge F(X)] \cdot \Pr[G'(Y)]}{\Pr[F(X)] \cdot \Pr[G'(Y)]} && \text{(independence of } X \text{ and } Y) \\ &= \frac{\Pr[E(X) \wedge F(X)]}{\Pr[F(X)]} \\ &= \Pr[E(X) \mid F(X)] \end{aligned}$$

□

We will notation  $\mathbb{1}[\dots]$  to denote the indicator Boolean function corresponding to some expression.

*Proof of Lemma 7.* Fix any possible assignment  $k_j$  for  $K_j$ . We observe that event “ $K_j = k_j$ ” is entirely determined by

(a)  $R$  (the internal randomness of the algorithm);

- (b)  $\text{obs}_w(v^*, s_i) = o_i \forall i \leq j$  (the observations at the sensors that are chosen);  
(c) whether  $v^* \in [s_{l_j}, s_{r_j}]$ .

Conversely, (b) and (c) are entirely determined by  $K_j$ . In addition, (b) and (c) depend only on  $v^*$  and  $w$ , which are independent from  $R$ .

Using the above, let  $E((v^*, w)) := \mathbb{1}[v^* = v]$ ,  $F((v^*, w)) := \mathbb{1}[v^* \in [s_{l_j}, s_{r_j}] \wedge \text{obs}_w(v^*, s_i) = o_i \forall i \geq j]$  and  $G(F((v^*, w)), R) := \mathbb{1}[K_j = k_j]$ . By Fact 8,

$$\begin{aligned}
& \Pr_{v^*, w, R} [v^* = v \mid K_j = k_j] \\
&= \Pr_{v^*, w, R} [v^* = v \mid \underbrace{v^* \in [s_{l_j}, s_{r_j}]}_{(c)} \wedge \underbrace{\text{obs}_w(v^*, s_i) = o_i \forall i \geq j}_{(b)} \wedge K_j = k_j] \\
&= \Pr_{v^*, w, R} [\underbrace{v^* = v}_E \mid \underbrace{v^* \in [s_{l_j}, s_{r_j}] \wedge \text{obs}_w(v^*, s_i) = o_i \forall i \geq j}_F \wedge \underbrace{K_j = k_j}_G] \\
&= \Pr_{v^*, w} [\underbrace{v^* = v}_E \mid \underbrace{v^* \in [s_{l_j}, s_{r_j}] \wedge \text{obs}_w(v^*, s_i) = o_i \forall i \geq j}_F]
\end{aligned} \tag{B.10}$$

Now, let us conceptually split  $w$  into two parts:  $w_{\text{in}}$ , which contains the weights of only the edges between nodes  $s_{l_j}$  and  $s_{r_j}$ , and  $w_{\text{out}}$ , which contains all the other weights. Since weights are distributed independently,  $(v^*, w_{\text{in}})$  is independent from  $w_{\text{out}}$ .

Let  $E((v^*, w_{\text{in}})) := \mathbb{1}[v^* = v]$ ,  $F((v^*, w_{\text{in}})) := \mathbb{1}[v^* \in [s_{l_j}, s_{r_j}] \wedge \text{obs}_w(v^*, s_{l_j}) = o_{l_j} \wedge \text{obs}_w(v^*, s_{r_j}) = o_{r_j}]$ , and  $G(F((v^*, w_{\text{in}})), w_{\text{out}}) := \mathbb{1}[\text{obs}_w(v^*, s_i) = o_i \forall i \geq j]$ . It is easy to see why  $E$  and  $F$  depend only on  $v^*$  and  $w_{\text{in}}$ . For  $G$ , we note that all other observations can be deduced just from the fact that  $v^* \in [s_{l_j}, s_{r_j}]$ , the values of  $\text{obs}_w(v^*, s_{l_j})$  and  $\text{obs}_w(v^*, s_{r_j})$ , and  $w_{\text{out}}$ . Therefore,  $G$  depends only on  $F$  and  $w_{\text{out}}$ . Thus we can again apply Fact 8, to obtain

$$\begin{aligned}
& \Pr_{v^*, w} [v^* = v \mid v^* \in [s_{l_j}, s_{r_j}] \wedge \text{obs}_w(v^*, s_i) = o_i \forall i \geq j] \\
&= \Pr_{v^*, w} [\underbrace{v^* = v}_E \mid \underbrace{v^* \in [s_{l_j}, s_{r_j}] \wedge \text{obs}_w(v^*, s_{l_j}) = o_{l_j} \wedge \text{obs}_w(v^*, s_{r_j}) = o_{r_j}}_F \wedge \underbrace{\text{obs}_w(v^*, s_i) = o_i \forall i \geq j}_G] \\
&= \Pr_{v^*, w} [\underbrace{v^* = v}_E \mid \underbrace{v^* \in [s_{l_j}, s_{r_j}] \wedge \text{obs}_w(v^*, s_{l_j}) = o_{l_j} \wedge \text{obs}_w(v^*, s_{r_j}) = o_{r_j}}_F] \\
&= \Pr_{v^*, w} [v^* = v \mid E_{s_{l_j}, s_{r_j}, o_{l_j}, o_{r_j}}].
\end{aligned} \tag{B.11}$$

The result follows from combining (B.10) with (B.11).  $\square$

For the remainder of this section, to make the notation lighter, we will use the following shorthands.

$$l := s_{l_j} \quad r := s_{r_j} \quad o_l := o_{l_j} \quad o_r := o_{r_j} \quad \mu := \mu_j = \min(o_l, o_r)$$

**Definition 12.** Let  $\mu' := \frac{\sigma\sqrt{\mu}}{400 \ln \mu}$ .

**Definition 13.** Let  $I$  be the interval of all sources  $v^*$  that are consistent with event  $T$  and  $E_{l,r,o_l,o_r}$ : more precisely,

$$I := \{v \mid \Pr[T \wedge v^* = v \mid E_{l,r,o_l,o_r}] > 0\}.$$

**Lemma 8.** Assume  $\mu, \mu' \geq D$ . Then for any node  $v \in I$ ,

$$\Pr_{v^*, w} [v^* = v \mid E_{l,r,o_l,o_r}] \leq \frac{100 \ln \mu}{\sigma\sqrt{\mu}}.$$

Lemma 8 has long and complicated proof, but its meaning is intuitive: it states is that when  $\mu$  is large, the posteriors of  $v^*$  are not very concentrated at any point of segment  $I$ . The expression of this posterior is too complex to work with directly, so we will need the help of some facts and claims to prove what we want.

Before we prove Lemma 8, we start with Fact 9, which gives us a couple of useful inequalities, and Fact 10, a simple calculus result that we will use in this section and the next.

**Fact 9.** Assume  $\mu, \mu' \geq D$ . Then

$$\mu \geq 800^2 \cdot \max(\mu', D, \sigma^2, 1). \quad (\text{B.12})$$

In particular, this implies

$$\mu \geq (5/4)D \quad (\text{B.13})$$

$$\sigma\sqrt{\mu} \leq \mu/5 \quad (\text{B.14})$$

$$\sigma\sqrt{\mu} \leq \sigma\sqrt{(4/5)\mu} \ln((4/5)\mu) \quad (\text{B.15})$$

$$(3/5)\mu \geq 6000. \quad (\text{B.16})$$

*Proof.* Recall from Corollary 1 that  $D \geq \sigma^2, e^2$ . Since  $\mu \geq D \geq e^2$ , we have

$$400 \ln \mu \geq 400 \ln e^2 = 800.$$

This implies

$$\sigma^2 \leq D \leq \mu' = \frac{\sigma\sqrt{\mu}}{400 \ln \mu} \leq \frac{\sigma\sqrt{\mu}}{800},$$

from which we get  $\sigma \leq \sqrt{\mu}/800$  and  $\mu' \leq \frac{\sigma\sqrt{\mu}}{800}$ . Combining those, we get

$$\mu' \leq \frac{\sigma\sqrt{\mu}}{800} \leq \frac{\mu}{800^2},$$

which proves  $\mu \geq 800^2 \mu'$ . The other three parts then follow directly from  $\mu' \geq D \geq \sigma^2, e^2$ .

Among (B.13)–(B.16), all are trivial from (B.12), except for (B.15) which can be rewritten as  $5/4 \leq \ln((4/5)\mu)$ . This clearly holds for  $\mu \geq 10^4$ .  $\square$

**Fact 10.** Let  $f(d) := \frac{\ln d}{\sqrt{d}}$  and  $g(d) := \frac{\sqrt{d}}{\ln d}$ . On  $[e^2, \infty)$ ,  $f$  is decreasing and  $g$  is increasing.

*Proof.* The derivative of  $f$  is  $\frac{2-\ln d}{2d\sqrt{d}}$ .  $\square$

*Proof of Lemma 8.* Since we have  $\mu, \mu' \geq D$ , Fact 9 applies here.

Assume  $I$  is not empty (otherwise, the lemma holds vacuously). Let  $I'$  be  $I$  extended by  $\sigma\sqrt{\mu}$  on both sides. Note that, by definition, the length of  $I'$  is at least  $2\sigma\sqrt{\mu}$ .

**Claim 6.** For any  $v' \in I'$ , let  $d'_l := v' - l$  and  $d'_r := r - v'$ . Then

$$d'_l \in [1/2, 2]o_l \quad (\text{B.17})$$

$$d'_r \in [1/2, 2]o_r \quad (\text{B.18})$$

$$|o_l - d'_l| \leq 3\sigma\sqrt{d'_l} \ln d'_l \quad (\text{B.19})$$

$$|o_r - d'_r| \leq 3\sigma\sqrt{d'_r} \ln d'_r. \quad (\text{B.20})$$

*Proof.* We will only prove (B.17) and (B.19); the proof of the other two is analogous.

Let us first take a look at the properties of source candidates in  $I$ . Take some candidate  $v \in I$  and consider the (true) distance between  $v$  and the left side of the interval,  $d_l := v - l$ . First, let us show that  $d_l \geq D$ . Indeed, if  $d_l < D$ , then point  $v - D$  would be strictly to the left of  $l$ . Thus we would have

$$\text{obs}_w(v, v - D) > \text{obs}_w(v, l) = o_l \geq \mu \stackrel{(\text{B.13})}{\geq} (5/4)D,$$

which contradicts part (ii) in Definition 1 for  $s := v - D$ .

Now that we have  $d_l \geq D$ , we can apply part (ii) in Definition 1 again to obtain that

$$o_l \in [3/4, 5/4]d_l \Rightarrow d_l \in [4/5, 4/3]o_l \quad (\text{B.21})$$

and

$$|o_l - d_l| \in \sigma\sqrt{d_l} \ln d_l. \quad (\text{B.22})$$

Let us now extend these results to  $I'$ . Any point  $v' \in I'$  is at most  $\sigma\sqrt{\mu}$  away from some point  $v \in I$ . Therefore, if we continue using notation  $d_l := v - l$ , we have  $d'_l \in d_l \pm \sigma\sqrt{\mu}$ .

From (B.21), we get

$$d'_l \in d_l \pm \sigma\sqrt{\mu} \subseteq [4/5, 4/3]o_l \pm \sigma\sqrt{\mu}.$$

Besides, from (B.14),  $\sigma\sqrt{\mu} \leq \mu/5 \leq o_l/5$ , so we have

$$d'_l \in [4/5, 4/3]o_l \pm o_l/5 = [3/5, 23/15]o_l,$$

which proves (B.17).

In addition, we note that

$$d'_l \geq d_l - \sigma\sqrt{\mu} \geq d_l - o_l/5 \stackrel{(B.21)}{\geq} d_l - d_l/4 = (3/4)d_l. \quad (\text{B.23})$$

Therefore,

$$\begin{aligned} |o_l - d'_l| &\leq |o_l - d_l| + \sigma\sqrt{\mu} && (\text{definition of } I') \\ &\leq \sigma\sqrt{d_l} \ln d_l + \sigma\sqrt{\mu} && (\text{from (B.22)}) \\ &\leq \sigma\sqrt{d_l} \ln d_l + \sigma\sqrt{(4/5)\mu \ln((4/5)\mu)} && (\text{from (B.15)}) \\ &\leq 2\sigma\sqrt{d_l} \ln d_l && (d_l \geq (4/5)o_l \geq (4/5)\mu) \\ &\leq 2\sigma\sqrt{4d'_l/3 \ln(4d'_l/3)} && (\text{from (B.23)}) \\ &\leq 3\sigma\sqrt{d'_l \ln d'_l}, \end{aligned}$$

where the last step holds because  $d'_l \geq (3/5)o_l \geq (3/5)\mu \stackrel{(B.16)}{\geq} 6000$ , which is big enough. This proves (B.19).  $\square$

Note that Claim 6 implies in particular that  $I' \subseteq [l, r]$ .

Let us study the ratios of the posterior probabilities of  $v^* = v'$  between different values of  $v' \in I'$ , conditioned on  $o_l, o_r$  (but regardless of whether  $T$  holds). We will use the shorthand

$$p(v') := \Pr[v^* = v' \mid v^* \in I' \wedge \text{obs}_w(v^*, l) = o_l \wedge \text{obs}_w(v^*, r) = o_r]. \quad (\text{B.24})$$

Given that  $v^*$  is initially distributed uniformly,  $p(v')$  is proportional to

$$\begin{aligned} &\Pr[\text{obs}_w(v^*, l) = o_l \wedge \text{obs}_w(v^*, r) = o_r \mid v^* = v'] \\ &= \Pr[\text{obs}_w(v^*, l) = o_l \mid v^* = v'] \Pr[\text{obs}_w(v^*, r) = o_r \mid v^* = v'], \end{aligned} \quad (\text{B.25})$$

where the independence comes from the fact that  $\text{obs}_w(v^*, l)$  and  $\text{obs}_w(v^*, r)$  depend on completely separate weights.

Because we assumed that all weights are independently distributed from  $\mathcal{N}(1, \sigma^2)$ , both factors in (B.25) follow a normal distribution. Those distributions are  $\mathcal{N}(d'_l, \sigma^2 d'_l)$  and  $\mathcal{N}(d'_r, \sigma^2 d'_r)$ , where we continue notations  $d'_l := v' - l$  and  $d'_r := r - v'$ . This means that  $p(v')$  is proportional to

$$\frac{1}{\sqrt{2\pi\sigma^2 d'_l}} e^{-\frac{(o_l - d'_l)^2}{2\sigma^2 d'_l}} \times \frac{1}{\sqrt{2\pi\sigma^2 d'_r}} e^{-\frac{(o_r - d'_r)^2}{2\sigma^2 d'_r}}.$$

Note that in the above expression,  $o_l, o_r$  are fixed by the conditioning, while  $d'_l$  and  $d'_r$  depend on  $v'$ . From now on, we will denote them as  $d'_l(v')$  and  $d'_r(v')$  to make this clear.

Of course, the constant  $\frac{1}{2\pi\sigma^2}$  does not matter. Besides, we know that  $d'_l(v') \in [1/2, 2]o_l$  and  $d'_r(v') \in [1/2, 2]o_r$  with  $o_l, o_r$  fixed, so the factor  $\frac{1}{\sqrt{d'_l(v')d'_r(v')}}$  will vary only by a factor 4. Thus we can conclude that  $p(v')$  is also proportional to

$$F(v') := e^{-\frac{1}{2\sigma^2} \left( \frac{(o_l - d'_l(v'))^2}{d'_l(v')} + \frac{(o_r - d'_r(v'))^2}{d'_r(v')} \right)},$$

up to a factor 4 of error. More precisely, we know that there exists some  $k > 0$  such that for all  $v' \in I'$ ,

$$p(v') \in [1, 4]kF(v'). \quad (\text{B.26})$$



Let

$$G(v') := \frac{1}{2\sigma^2} \left( \frac{(o_l - d'_l(v'))^2}{d'_l(v')} + \frac{(o_r - d'_r(v'))^2}{d'_r(v')} \right)$$

so that  $F(v') = e^{-G(v')}$ , and let  $v'_{\text{peak}}$  be the value of  $v' \in I'$  that maximizes the expression  $F(v')$ . We will show the existence of a relatively large interval  $J \subseteq I'$  centered around  $v'_{\text{peak}}$  such that for all  $v' \in J$ , the value  $F(v')$  is not much smaller than  $F(v'_{\text{peak}})$ .

**Claim 7.** *There is some interval  $J \subseteq I'$  of length at least  $\frac{\sigma\sqrt{\mu}}{6\sqrt{2}\ln\mu}$ , such that for all  $v' \in J$ ,*

$$F(v') \geq \frac{F(v'_{\text{peak}})}{e}.$$

*Proof.* The derivative of  $F(v')$  is  $G'(v')e^{G(v')} = G'(v')F(v')$ , where

$$G'(v') = \frac{1}{2\sigma^2} \left( -\frac{o_l - d'_l(v')}{d'_l(v')} - \left( \frac{o_l - d'_l(v')}{d'_l(v')} \right)^2 + \frac{o_r - d'_r(v')}{d'_r(v')} + \left( \frac{o_r - d'_r(v')}{d'_r(v')} \right)^2 \right).$$

First, note that by (B.17) and (B.18), we have

$$\left| \frac{o_l - d'_l(v')}{d'_l(v')} \right| \leq 1 \text{ and } \left| \frac{o_r - d'_r(v')}{d'_r(v')} \right| \leq 1.$$

Therefore,

$$|G'(v')| \leq \frac{1}{\sigma^2} \left( \left| \frac{o_l - d'_l(v')}{d'_l(v')} \right| + \left| \frac{o_r - d'_r(v')}{d'_r(v')} \right| \right).$$

And then we can use equations (B.19) and (B.20) to bound this further:

$$\begin{aligned} |G'(v')| &\leq \frac{1}{\sigma^2} \left( \frac{3\sigma\sqrt{d'_l(v')}\ln d'_l(v')}{d'_l(v')} + \frac{3\sigma\sqrt{d'_r(v')}\ln d'_r(v')}{d'_r(v')} \right) \\ &\leq \frac{3}{\sigma} \left( \frac{\ln d'_l(v')}{\sqrt{d'_l(v')}} + \frac{\ln d'_r(v')}{\sqrt{d'_r(v')}} \right) \\ &\leq \frac{3}{\sigma} \left( \frac{\ln(\mu/2)}{\sqrt{\mu/2}} + \frac{\ln(\mu/2)}{\sqrt{\mu/2}} \right) \quad (d'_l \geq o_l/2 \geq \mu/2 \geq e^2 \text{ and Fact 10; same for } d'_r) \\ &\leq \frac{6\sqrt{2}\ln\mu}{\sigma\sqrt{\mu}}. \end{aligned}$$

We now have

$$|F'(v')| \leq \frac{6\sqrt{2}\ln\mu}{\sigma\sqrt{\mu}} F(v'),$$

for all  $v' \in I'$ , which from  $F(v'_{\text{peak}}) > 0$  and Grönwall's Lemma for ordinary differential inequalities can be seen to imply that for all  $v' \in I'$ ,

$$F(v') \geq e^{-|v' - v'_{\text{peak}}| \frac{6\sqrt{2}\ln\mu}{\sigma\sqrt{\mu}}} F(v'_{\text{peak}}).$$

This means that for any  $v' \in I'$  within distance at most  $\frac{\sigma\sqrt{\mu}}{6\sqrt{2}\ln\mu}$  of  $v'_{\text{peak}}$ ,

$$F(v') \geq e^{-1} F(v'_{\text{peak}}) \geq \frac{F(v'_{\text{peak}})}{e}.$$

We can then set

$$J := I' \cap \left( v'_{\text{peak}} \pm \frac{\sigma\sqrt{\mu}}{6\sqrt{2}\ln\mu} \right).$$

Defined this way,  $J$  will clearly have length at least  $\frac{\sigma\sqrt{\mu}}{6\sqrt{2}\ln\mu}$ . Indeed  $v'_{\text{peak}}$  is in  $I'$ , and the length of  $I'$  is at least  $2\sigma\sqrt{\mu} \geq 2 \times \frac{\sigma\sqrt{\mu}}{6\sqrt{2}\ln\mu}$ .  $\square$

Now, recall from (B.26) that  $p(v') \in [1, 4]kF(v')$ . Thus for any  $v' \in I'$ ,

$$p(v') \leq 4kF(v') \leq 4kF(v'_{\text{peak}}). \quad (\text{B.27})$$

But in particular, by Claim 7, for any  $v' \in J$ ,

$$p(v') \geq kF(v') \geq \frac{kF(v'_{\text{peak}})}{e}. \quad (\text{B.28})$$

Besides, being a probability distribution,  $p(v')$  must sum up to 1, so we have

$$1 = \sum_{v' \in I'} p(v') \geq \sum_{v' \in J} p(v') \stackrel{(\text{B.28})}{\geq} |J| \frac{kF(v'_{\text{peak}})}{e},$$

thus  $kF(v'_{\text{peak}}) \leq \frac{e}{|J|}$ . Therefore, for any  $v' \in I'$ ,

$$p(v') \stackrel{(\text{B.27})}{\leq} 4kF(v'_{\text{peak}}) \leq \frac{4e}{|J|} \leq \frac{24e\sqrt{2}\ln\mu}{\sigma\sqrt{\mu}} \leq \frac{100\ln\mu}{\sigma\sqrt{\mu}}. \quad (\text{B.29})$$

We are finally ready to prove the lemma. For  $v \in I$ , we can observe that

$$\begin{aligned} \Pr[v^* = v \mid E_{l,r,o_l,o_r}] &= \Pr[v^* = v \mid v^* \in [l, r] \wedge \text{obs}_w(v^*, l) = o_l \wedge \text{obs}_w(v^*, r) = o_r] \\ &\leq \Pr[v^* = v \mid v^* \in I' \wedge \text{obs}_w(v^*, l) = o_l \wedge \text{obs}_w(v^*, r) = o_r] \quad (\text{strengthen the condition}) \\ &= p(v) \quad (\text{defined in (B.24)}) \\ &\leq \frac{100\ln\mu}{\sigma\sqrt{\mu}}. \quad (v \in I \subset I' \text{ and (B.29)}) \end{aligned}$$

□

With Lemma 8 in hand, we are finally ready to prove Lemma 3.

*Proof of Lemma 3.* First, we show that  $j < j_{\text{stop}}$  and  $A_j$  implies the  $\mu, \mu' \geq D$ . Indeed,  $j < j_{\text{stop}}$  implies  $\lambda_j, \lambda_{j+1} \geq D$ . If in addition  $A_j$  holds, then  $\mu = \mu_j \geq \lambda_j \geq D$ , and

$$\mu' = \frac{\sigma\sqrt{\mu}}{400\ln\mu} \geq \frac{\sigma\sqrt{\lambda_j}}{400\ln\lambda_j} > \frac{\sigma\sqrt{\lambda_j}}{400\ln\lambda_j \log n} = \lambda_{j+1} \geq D.$$

Therefore, the assumptions of Lemma 8 hold.

We need to prove that for any  $v \in V$ ,

$$\Pr[T \wedge v^* = v \mid K_j] \leq \frac{1}{\left(\frac{8}{3}\lambda_{j+1} + 1\right) \log n}.$$

If  $v \notin I$ , then by definition of  $I$ ,  $\Pr[T \wedge v^* = v \mid K_j] = 0$ , so the inequality holds trivially. On the other hand, if  $v \in I$ ,

$$\begin{aligned} \Pr[T \wedge v^* = v \mid K_j] &\leq \Pr[v^* = v \mid K_j] \\ &= \Pr[v^* = v \mid E_{l,r,o_l,o_r}] \quad (\text{by Lemma 7}) \\ &\leq \frac{100\ln\mu}{\sigma\sqrt{\mu}} \quad (\text{by Lemma 8}) \\ &\leq \frac{100\ln\lambda_j}{\sigma\sqrt{\lambda_j}} \\ &= \frac{1}{4\lambda_{j+1} \log n} \\ &\leq \frac{1}{\left(\frac{8}{3}\lambda_{j+1} + 1\right) \log n}. \quad (\lambda_{j+1} \geq D \geq e^2) \end{aligned}$$

□

### Appendix B.9. Proof of Lemma 4

*Proof of Lemma 4.* We will show equivalently that  $\Pr[T \wedge A_j \wedge B_j \wedge \neg A_{j+1}] \leq \frac{1}{\log n}$ .

At step  $j$ , the algorithm picks a new sensor  $s_{j+1}$  based on the information  $K_j$  it has so far and its internal randomness  $R$ , then receives observation  $o_{j+1}$ . The the only way for both  $A_j$  and  $\neg A_{j+1}$  to hold is for the new measure  $o_{j+1}$  to be smaller than  $\lambda_{j+1}$ .<sup>7</sup>

Let  $d := |v^* - s_{j+1}|$ . If we had  $d \geq \frac{4}{3}\lambda_{j+1} \geq D$ , then if  $T$  occurs, by concentration bound (ii) we would have  $o_{j+1} \geq \frac{3}{4}d \geq \lambda_{j+1}$ . Let  $I := V \cap (s_{j+1} \pm \frac{4}{3}\lambda_{j+1})$  ( $I$  also depends on  $(K_j, R)$ ). Then the only way to have  $o_{j+1} < \lambda_{j+1}$  is for  $v^*$  to be in  $I$ , which implies

$$\Pr[T \wedge A_j \wedge B_j \wedge \neg A_{j+1}] \leq \Pr[T \wedge v^* \in I \wedge B_j]. \quad (\text{B.30})$$

Now, for any assignment  $(k_j, r)$  of random variables  $(K_j, R)$ , we have

$$\begin{aligned} \Pr[T \wedge v^* \in I \wedge B_j \mid K_j = k_j \wedge R = r] \\ &= \sum_{v \in I} \Pr[T \wedge v^* = v \wedge B_j \mid K_j = k_j \wedge R = r] \quad (I \text{ is fixed by } (K_j, R)) \\ &= \sum_{v \in I} \Pr[T \wedge v^* = v \wedge B_j \mid K_j = k_j]. \quad (T, v^* \text{ are independent from } R, \text{ and } B_j \text{ is fixed by } K_j) \end{aligned}$$

If  $B_j$  is false given  $K_j = k_j$ , then the above sum has probability 0. If on the other hand  $B_j$  is true given  $K_j = k_j$ , then by definition of  $B_j$ ,

$$\begin{aligned} \sum_{v \in I} \Pr[T \wedge v^* = v \wedge B_j \mid K_j = k_j] &= \sum_{v \in I(k_j, r)} \Pr[T \wedge v^* = v \mid K_j = k_j] \\ &\leq \frac{|I|}{\left(\frac{8}{3}\lambda_{j+1} + 1\right) \log n} \leq \frac{1}{\log n}. \end{aligned}$$

Therefore, in either case,  $\Pr[T \wedge v^* \in I \wedge B_j] \leq \frac{1}{\log n}$ , which, combined with (B.30), completes the proof.  $\square$

### Appendix B.10. Proof of Lemma 6

This proof is very similar in spirit to the proof of Claim 3 ( Appendix B.5).

*Proof of Lemma 6.* We track the value of  $\lambda_j/\sigma^2$  as  $j$  increases. First, as long as

$$\frac{\lambda_j}{(\ln \lambda_j)^6} \geq \sigma^2 (400 \log n)^6, \quad (\text{B.31})$$

we have

$$\frac{\lambda_{j+1}}{\sigma^2} = \frac{\text{reduce}_{n,\sigma}(\lambda_{j+1})}{\sigma^2} = \frac{\sigma \sqrt{\lambda_j}}{400 \sigma^2 \ln \lambda_j \log n} = \sqrt{\frac{\lambda_j}{\sigma^2}} \stackrel{(\text{B.31})}{\geq} \left(\frac{\lambda_j}{\sigma^2}\right)^{1/3}.$$

Let  $\lambda_{\min}$  be the smallest possible value for  $\lambda_j$  at least as large as  $D$  such that (B.31) holds. Then, by induction, as long as  $\lambda_j \geq \lambda_{\min}$ , we have

$$\frac{\lambda_j}{\sigma^2} \geq \left(\frac{\lambda_0}{\sigma^2}\right)^{1/3^j} \Rightarrow \lambda_j \geq \sigma^2 \left(\frac{n}{C\sigma^2}\right)^{1/3^j}. \quad (\text{B.32})$$

Recall that  $j_{\min}$  is the smallest integer  $j \geq 0$  such that  $\lambda_j < D$ . Let  $j^*$  be the smallest integer  $j \geq 0$  such that  $\lambda_j < \lambda_{\min}$ . Then  $j^* \leq j_{\min}$ , and applying (B.32) to  $j^*$  we get

$$\sigma^2 \left(\frac{n}{C\sigma^2}\right)^{1/3^{j^*}} < D \Rightarrow j_{\min} \geq j^* > \log_3 \left( \frac{\log \left( \frac{n}{C\sigma^2} \right)}{\log \left( \frac{\lambda_{\min}}{\sigma^2} \right)} \right). \quad (\text{B.33})$$

$\square$

---

<sup>7</sup>Formally, if  $A_j \wedge \neg A_{j+1}$ , then using Fact 7 we have  $\mu_{j+1} < \lambda_{j+1} < \lambda_j \leq \mu_j$ . Therefore,  $\mu_{j+1} = o_{j+1}$ , and thus  $o_{j+1} < \lambda_{j+1}$ .

Since  $\lambda_0 = n/C$ , for  $n \geq CD = O_\delta(\sigma^2 \ln \sigma)$ , we have  $j_{\min} \geq 1$ . We separate into cases to obtain more lower bounds of  $j_{\min}$ . First, if  $\sigma^2 \leq 1/2$ , it is easy to verify that  $\lambda_{\min} = \max(D, (\log n)^{O(1)}) = (\log n)^{O_\delta(1)}$ . Therefore, by (B.33), for  $n \geq O_\delta(1)$ , we have

$$j_{\min} \geq \Omega_\delta(\log(1 + \log_{1/\sigma} n)).$$

Second, if  $\sigma^2 \geq 1/2$ , it is easy to verify that  $\lambda_{\min} = \max(D, \sigma^2(\log n)^{O(1)}) = \sigma^2(\log n)^{O_\delta(1)}$ . Therefore, by (B.33), for  $n \geq O_\delta(\sigma^3)$ , we have

$$j_{\min} \geq \Omega_\delta(\log \log n).$$

In summary, for  $n \geq O_\delta(\max(\sigma^3, 1))$ ,

$$j_{\min} = \begin{cases} \Omega_\delta(1 + \log(1 + \log_{1/\sigma} n)) & \text{if } \sigma^2 \leq 1/2 \\ \Omega_\delta(\log \log n) & \text{if } \sigma^2 \geq 1/2, \end{cases}$$

which is exactly the bounds we want for  $j_{\text{stop}} + 1$ . We can then conclude by observing that

$$j_{\text{stop}} + 1 = \min \left( j_{\min}, 1 + \left\lfloor \frac{\delta \log n}{2} \right\rfloor \right)$$

and that  $1 + \left\lfloor \frac{\delta \log n}{2} \right\rfloor$  is much larger than the claimed lower bounds for  $n \geq O_\delta(1)$ .