

Sorting and Ranking of Self-Delimiting Numbers with Applications to Outerplanar Graph Isomorphism

Frank Kammer ✉ 

THM, University of Applied Sciences Mittelhessen, Giessen, Germany

Johannes Meintrup ✉ 

THM, University of Applied Sciences Mittelhessen, Giessen, Germany

Andrej Sajenko ✉ 

THM, University of Applied Sciences Mittelhessen, Giessen, Germany

Abstract

Assume that an N -bit sequence S of k numbers encoded as Elias gamma codes is given as input. We present space-efficient algorithms for sorting, dense ranking and competitive ranking on S in the word RAM model with word size $\Omega(\log N)$ bits. Our algorithms run in $O(k + \frac{N}{\log N})$ time and use $O(N)$ bits. The sorting algorithm returns the given numbers in sorted order, stored within a bit-vector of N bits, whereas our ranking algorithms construct data structures that allow us subsequently to return the dense/competitive rank of each number x in S in constant time. For numbers $x \in N$ with $x > N$ we require the position p_x of x as the input for our dense-/competitive-rank data structure. As an application of our algorithms above we give an algorithm for tree isomorphism, which runs in $O(n)$ time and uses $O(n)$ bits on n -node trees. Finally, we generalize our result for tree isomorphism to forests and outerplanar graphs, while maintaining a space-usage of $O(n)$ bits. The previous best linear-time algorithms for trees, forests and outerplanar graph isomorphism all use $\Theta(n \log n)$ bits.

2012 ACM Subject Classification Mathematics of computing \rightarrow Graph algorithms

Keywords and phrases space efficient, sorting, rank, dense rank, tree isomorphism, forest isomorphism, outerplanar graph isomorphism

Related Version This is the full version of the paper [1], which includes proofs and result to forest and outerplanar graph isomorphism.

Funding J. Meintrup and A. Sajenko are funded by the Deutsche Forschungsgemeinschaft (DFG, German Research Foundation) – 379157101.

1 Introduction

Due to the rapid growth of input data sizes in recent years, algorithmic solutions that optimize both run time and memory usage have become increasingly important. For this reason, we focus on *space-efficient* algorithms, i.e., algorithms that run (almost) as fast as standard solutions for the problem under consideration, while decreasing the required space by more than an asymptotic constant.

Graphs are often used to encode structural information in many fields, e.g., in chemistry or electronic design automation. Isomorphism testing on these graphs can then be used for identifying a chemical compound within a large chemical database [2]. Moreover, it is the basis for a verification whether large electric circuits represented by a circuit schematic and an integrated circuit layout correspond [3].

Model of Computation. Our model of computation is the word RAM, where we assume to have the standard operations to read, write as well as arithmetic operations (addition, subtraction, multiplication, modulo, bit shift, AND and OR) take constant time on words of size $w = \Omega(\log N)$ bits where N is the input size in bits. (In our paper log is the

binary logarithm \log_2 .) The model has three types of memory. A read-only *input memory*, a read/write *working memory* and a write-only *output memory*. The space bounds stated for our results are for the working memory.

Sorting. Sorting is one of the most essential concepts for the design of efficient algorithms and data structures [4, 5, 6, 7, 8, 9] for over 60 years. For an overview of several sorting algorithms see [10]. Sorting problems are usually classified into different categories. In *comparison sorting* two elements of an input sequence must be compared against each other in order to decide which one precedes the other. Pagter and Rauhe [11] gave a comparison-based algorithm that runs on input sequences of k elements in $O(k^2/s)$ time by using $O(s)$ bits for every given s with $\log k \leq s \leq k/\log k$. Beame [12] presented a matching lower bound in the so-called *branching-program model*. Let $[0, x] = \{0, \dots, x\}$ and $[0, x) = \{0, \dots, x-1\}$ for any natural number x . *Integer sorting* asks to sort a sequence of k integers, each in the range $[0, m)$. It is known that, for $m = k^{O(1)}$, integer sorting can be done in linear time: consider the numbers as k -ary numbers, sort the digits of the numbers in rounds (radix sort) and count the occurrences of a digit by exploiting indirect addressing (counting sort). Pagh and Pagter showed optimal time-space trade-offs for integer sorting [13]. Moreover, Han showed that *real sorting* (the given sequence consists of real numbers) can be converted in $O(k\sqrt{\log k})$ time into integers and then can be sorted in $O(k\sqrt{\log \log k})$ time [14].

These algorithms above all assume that the numbers of the input are represented with the same amount of bits. We consider a special case of integer sorting that appears in the field of space-efficient algorithms where numbers are often represented as so-called *self-delimiting numbers* to lower their total memory usage. A self-delimiting number can be represented in several ways. We use the following straightforward representation, also known as *Elias gamma code*. To encode an integer $x > 0$ write $\ell = \lfloor \log x \rfloor$ zero bits, followed by the binary representation of x (without leading zeros). When needed, the encoding can be extended to allow encoding of integers $x \geq 0$ by prepending each encoded $x > 0$ with a single bit set to 1, and encoding 0 with a single bit set to 0. Thus, the self-delimiting number of an integer x can be stored within $2\lceil \log x \rceil + 1$ bits. As an example, the self-delimiting numbers of 0, 1, 2, 3, 4 are 0, 11, 1010, 1011, 100100, respectively. Throughout this paper, we assume all self-delimiting numbers are given as Elias gamma codes. Our results can be adapted to other types of self-delimiting numbers, for example, Elias delta and Elias omega codes. The property we require is the following: let $x_1 < x_2$ be two integers encoded as self-delimiting numbers e_1, e_2 , respectively. Then it holds that e_1 uses at most as many bits as e_2 , and if they use the same number of bits, then e_1 is lexicographically smaller than e_2 .

Assume that k self-delimiting numbers in the range $[0, m)$ with $m = O(2^N)$ are stored in an N -bit sequence. If the memory is unbounded, then we can simply transform the numbers into integers, sort them, and transform the sorted numbers back into self-delimiting numbers. However, this approach uses $\Omega(k \log m)$ bits. For $k \approx N \approx m$, this is too large to be considered space-efficient. We present a sorting algorithm for self-delimiting numbers that runs in $O(k + \frac{N}{\log N})$ time and uses $O(N)$ bits.

Ranking. Let S be a sequence of numbers. The *competitive rank* of each $x \in S$ is the number of elements in S that are smaller than x . The *dense rank* of each $x \in S$ is the number of distinct elements in S that are smaller than x , i.e., competitive rank counts duplicate elements and dense rank does not.

Raman et al. [15] presented a data structure for a given a set $S \subseteq [0, m)$ of k numbers that uses $\Theta(\log \binom{m}{k}) = \Omega(k \log(m/k))$ bits to answer dense rank (and other operations) in constant time. In some sense, this space bound is “optimal” due to the entropy bound, assuming we treat all numbers in the same way. However, the representation of the self-delimiting

numbers differs in their size. E.g., we have a bit vector of N bits storing self-delimiting numbers such that the vector consists of $\Theta(N)$ numbers where one number is $2^{\Theta(N)}$ and all other numbers are 1. Then, the space bound above is $\Omega(N \log(2^{\Theta(N)}/N)) = \Omega(N^2)$.

We present an algorithm to compute the dense/competitive rank on a sequence S of length N consisting of k self-delimiting numbers in $O(k + \frac{N}{\log N})$ time using $O(N)$ bits and subsequently answer dense/competitive rank queries of a number $x \in S$ in constant time. For numbers x of size $> N$ we require the position p_x of x in S as the input to the respective query.

Tree, Forest and Outerplanar Isomorphism. In the last decade, several space-efficient graph algorithms have been published. Depth-first search and breadth-first search are the first problems that were considered [16, 17, 18, 19]. Further papers with focus on space-efficient algorithms discuss graph interfaces [20, 21, 22], connectivity problems [23, 19], matching [24], separators and treewidth [25, 26, 27] and temporal graphs [28]. Several of these results are implemented in an open source GitHub project [29]. We continue this research and present a space-efficient isomorphism algorithm for trees, based on an algorithm described in the textbook of Aho, Hopcroft and Ullman [30], which uses $\Omega(n \log n)$ bits. We improve the space-bound to $O(n)$ bits while maintaining the linear running time. Lindell [31] showed that tree isomorphism is in L; however, on n -node instances the algorithm presented has a running time of $\Omega(n^2)$: in one subcase of his algorithm, two subtrees with $\Theta(n)$ vertices of each of the given trees have to be cross compared recursively with each other. A runtime of $\Omega(n^2)$ follows. We present an $O(n)$ -time and $O(n)$ -bit tree-isomorphism algorithm that decides if two given unrooted unlabeled n -node trees are isomorphic. Colbourn and Booth [32] showed a linear time algorithm for outerplanar isomorphism that uses $\Omega(n \log n)$ bits, and a simpler algorithm of Beyer and Mitchell [33] for the special case of maximal outerplanar graphs exists with the same runtime and space usage. We show how a space-efficient version of both these results can be implemented with the use of our novel tree-isomorphism algorithm.

Outline. We continue our paper with some general preliminaries, followed by our results on sorting and dense/competitive ranking in Section 3. Afterwards we introduce definitions and notations in Section 4 as a preparation for our result on space-efficient tree isomorphism (Section 5), which we generalize to forests in Section 6. Finally, we present our isomorphism algorithm for (maximal) outerplanar graphs in Section 7.

2 Preliminaries

All input graphs $G = (V, E)$ are assumed to be given via adjacency arrays, i.e., for each vertex $u \in V$ we have access to an array $\text{adj}[u]$ that allows us to get a k th neighbor v of u via $\text{adj}[u][k]$ in constant time. A common implementation of this interface is a 2-dimensional array, where the labels of the vertices are implicitly defined by the order of the adjacency arrays, e.g., $\text{adj}[u]$ refers to an array containing all neighbors of the vertex labeled u .

We require some commonly used data structures in the field of space-efficient algorithms. Firstly, a simple (dense) rank-select data structure that we use throughout as a utility. We discuss ranking in more detail in the next section.

► **Lemma 1.** (*rank-select [34]*) *Given access to a sequence $B = (b_1, \dots, b_n) = \{0, 1\}^n$ ($n \in \mathbb{N}$) of n bits there is an $o(n)$ -bit data structure that, after an initialization of $O(n/w)$ time, supports two constant-time operations:*

- $\text{rank}_B(j) = \sum_{i=1}^j b_i$ ($j \in [1, n]$) that returns the number of 1s in (b_1, \dots, b_j) in $O(1)$ time, and

- $\text{select}_B(k) = \min\{j \in [1, n] : \text{rank}_B(j) = k\}$ that returns the position of the k th one in B .

We use a folklore technique called *static space allocation*, which allows us to store ℓ items of different size in a compact manner, e.g., a sequence of self-delimiting numbers. The following formal description is adapted from [35]. Let S be a sequence of ℓ items B_k such that each item B_k occupies d_k bits for $k \in \{1, \dots, \ell\}$ and let $N = \sum_{k \in \{1, \dots, \ell\}} d_k$. Using a simple bitstring B of length N with a bit set to 1 exactly at all indices $k + \sum_{j=1}^{k-1} d_j$ for all values k , following by constructing a rank-select data structure for B , one can easily gain random-access to each element $B_k \in S$ as obtaining the index of the first bit that belongs to B_k as $\text{select}_B(k) - k$. This requires $|S + \ell| + o(|S + \ell|)$ bits in addition to the bits required to store S .

A final data structure we require is a *choice dictionary*.

► **Lemma 2.** (*choice dictionary* [36, 37]) *There is a data structure C initialized for universe $U = \{1, \dots, \ell\}$ that occupies $\ell + o(\ell)$ bits and is initialized in $O(\ell)$ time. The data structure allows the following constant time (per element) operations:*

- $\text{insert}(i)$: Insert $x \in U$ into C
- $\text{remove}(i)$: Remove $x \in U$ from C
- $\text{contains}(i)$: Return **true** exactly if $x \in C$.
- $\text{choice}(i)$: Return an arbitrary element x from C
- iterate : Iterate over all elements $x \in C$.

3 Sorting and Ranking

In this section we consider sorting and ranking of k self-delimiting numbers, stored within an N -bit sequence S . We make use of *lookup tables*, which are precomputed tables storing the answer for every possible state of a finite universe, typically of small size. We use such tables to quickly solve sub-problems that occur in our algorithms. For the rest of this section we assume that a parameter τ with $\log N \leq \tau \leq w$ (where w represents the word size) is given to our algorithms, which we use as a parameter to construct lookup tables for binary sequences of length $\lceil \tau/2 \rceil$. To give an intuitive example of such lookup tables, the universe might consist of all integers of size at most $2^{\lceil \tau/2 \rceil}$ and answer queries if the given number is prime. Such a table has $2^{\lceil \tau/2 \rceil}$ entries, and each index into the table requires $\lceil \tau/2 \rceil$ bits. Note that larger values of τ result in faster runtimes at the cost of increased space-usage.

In our application for sorting, S is a sequence of N bits containing self-delimiting numbers. By this, each number in S is of size $m = O(2^N)$. Let $q = 2^{N/\tau}$ and call $x \in S$ *big* if $q < x$, otherwise call x *small*. We have to handle small and big numbers differently. To divide the problem we scan through S and write each small number of S into a sequence $S_{\leq q}$ and each big number into a sequence $S_{> q}$. On the word-RAM model, scanning through an N -bit sequence S and reporting all k numbers takes $O(k + N/\tau)$ time, which is the time bound of all our sorting algorithms. After sorting both sequences we write the sorted numbers of $S_{\leq q}$, followed by the sorted numbers of $S_{> q}$, into a sequence S' of N bits.

We first consider the sequence $S_{\leq q}$. Our idea is to run first an adaptation of stable counting sort to *presort* the numbers in several *areas* such that an area A_i consists of all numbers that require exactly i bits as self-delimiting number. By doing so we roughly sort the sequence $S_{\leq q}$ as all numbers of area A_i are smaller than any number of area A_j for all $i < j$. We then sort each area independently by another stable counting-sort algorithm.

► **Lemma 3.** *Given an N -bit sequence S consisting of k self-delimiting numbers, each in the range $[0, m)$ ($m \leq 2^{N/\tau}$) and a parameter τ with $\log N \leq \tau \leq w$, there is an $O(k + N/\tau)$ -time ($O(N) + o(2^\tau)$)-bit stable-sorting algorithm computing a bit sequence of N bits that stores the given self-delimiting numbers in sorted order.*

Proof. We first describe how to presort the numbers into areas A_i . For an easier description, we define a function f that maps each $x \in S$ to its area (i.e., x is in area $A_{f(x)}$) as follows:

$$f(x \in S) = \begin{cases} 1 & x = 0 \\ 2\lceil \log x \rceil + 1 & x > 0 \end{cases}$$

We start to reorder the numbers by copying them to a new, initially-empty sequence S' of N bits to consecutively store the numbers of each area A_i ($i = [1, f(m)]$). We need to assign to each non-empty area A_i an offset $B(i) = \sum_{j \in [1, i-1]} (j-1)|A_j|$ in S' such that every number of every area $j < i$ can be written in S' by one scan over S . For the offset we require to know the cardinality $C(i) = |A_i|$ of every area A_i ($i \in [1, f(m)]$). We realize C as a table with $f(m)$ entries of $\lceil \log N \rceil$ bits each and use $C[i]$ to count how many numbers in S require i bits as a self-delimiting number. For that, iterate over the self-delimiting numbers in S and for each number $x \in S$ increment $C[f(x)]$ by one. To be able to access the offset $B(i)$ of every area in constant time we also realize B as an array of $f(m)$ fields of $\lceil \log N \rceil$ bit each. Initialize B by setting $B[1] = 1$ and $B[i] = B[i-1] + (i-1)C[i-1]$ with $i = 2, \dots, f(x)$. After computing the offsets we use them to write the self-delimiting numbers into a new N -bit sequence S' as follows: scan through S and for each self-delimiting number x , store x in S' starting from position $B[f(x)]$ and increment $B[f(x)]$ by $f(x)$ to adjust the boundary for the next number. This completes the presorting of the numbers into a sequence S' . Note that the order S' is stable.

To sort the numbers inside an area we use a folklore technique. We consider each self-delimiting number of a number x in an $2^{\tau/2}$ -ary system so that it is represented by $\lceil f(x)/\lceil \tau/2 \rceil \rceil$ digits, and we use radix sort in combination with a stable counting sort algorithm. We now describe this process in more detail. Consider the area A_i as a sequence of k_i subsequently stored self-delimiting numbers, each of i bits and occupying N_i bits in total. We sort the numbers digit-wise, starting with the least significant digit $d = 1, \dots, \lceil 2i/\tau \rceil$. For each digit we use counting sort to sort the numbers by exploiting indirect addressing, i.e., by using a table with $\lceil \sqrt{2^\tau} \rceil$ entries, each of $\lceil \log N \rceil$ bits. We use a temporary sequence S_i of N_i bits to output the sorted numbers and subsequently replace A_i in S by S_i . We so sort every area A_i in S .

We now consider the space bound of the algorithm. For the following, note that $N > k$ and $\log N \leq \tau \leq w$ is always true. The bit-vectors B and C use $O(f(m) \log N) = O(\frac{N}{\tau} \log N) = O(\frac{N}{\log N} \log N) = O(N)$ bits and S' uses $O(N)$ bits. The digit-wise sorting of an area A_i uses a table of $O(\sqrt{2^\tau} \log N) = O(\sqrt{2^\tau} \tau) = o(2^\tau)$ bits.

Scanning through S , while computing and filling C and B can be done in $O(k + N/\tau) = O(k + N/\log N)$ time. (Roughly speaking, we can scan S in $O(N/\tau)$ time and, to handle each number separately, costs us $O(k)$ extra time in total.)

Recall that after presorting the numbers in areas, A_i has k_i self-delimiting numbers stored subsequently in N_i bits. Sorting A_i runs in $O(\frac{N_i}{\tau} + k_i + k_i \frac{i}{\tau})$ time since reading A_i and reading every number runs in $O(\frac{N_i}{\tau} + k_i)$ time and the digit-wise sorting runs in $O(k_i \frac{i}{\tau})$ time. Over all areas the running time is $O(\sum (\frac{N_i}{\tau} + k_i + k_i \frac{i}{\tau})) = O(\sum (\frac{N_i}{\tau} + k_i)) + O(\sum k_i \frac{i}{\tau}) = O(\frac{N}{\tau} + k)$ time since $\sum N_i = N$, $\sum k_i = k$ and $\sum k_i \frac{i}{\tau} = N/\tau$.

In summary, the stable sorting algorithm runs in $O(\frac{N}{\tau} + k)$ time and $O(N) + o(2^\tau)$ bits. ◀

Now, let us look at the sequence $S_{>q}$. The bound on the size of each number implies that $S_{>q}$ cannot consist of more than $O(N/\log q) = O(\tau)$ numbers and the biggest number may occupy $O(N)$ bits. The idea is to interpret each number in $S_{>q}$ as a string using the alphabet $\Sigma = \{0, \dots, 2^{\tau/2}\}$.

Similarly, as in the previous lemma, we first sort the strings by their length into areas such that each area consists of all self-delimiting numbers of one length. Afterwards, we sort each area lexicographically using radix sort. Note that directly lexicographically sorting binary sequences when interpreted as strings does not result in a sorted sequence of self-delimiting numbers. For example 0, 11, 1010, 1011 are sorted self-delimiting numbers, but directly interpreting them as strings would sort them lexicographically as 0, 1010, 1011, 11.

► **Theorem 4.** *Given an N -bit sequence S of k self-delimiting numbers and a parameter τ with $\log N \leq \tau \leq w$, there is an $O(k + N/\tau)$ -time $O(N) + o(2^\tau)$ -bit stable-sorting algorithm computing a bit sequence of N bits that stores the given self-delimiting numbers in sorted order.*

Proof. The idea is to put the numbers of S that are at most $q = 2^{N/\tau}$ into a sequence $S_{\leq q}$ and sort it by using Lemma 3. We write the remaining $O(\frac{N}{\log q}) = O(\tau)$ numbers into a sequence $S_{>q}$ where we interpret each number as a string of digits out of the alphabet $\Sigma = \{0, \dots, 2^{\tau/2}\}$ stored as self-delimiting numbers. To sort $S_{>q}$ we first sort the numbers by their length in bits into areas and then sort the areas independently. The difference to the previous lemma is that the numbers are big, and thus we cannot move a number in constant time. The new approach comes from string sorting. We create a sequence of pairs, where the i th pair consists of the length in bits and the position of the i th number of $S_{>q}$, respectively. Instead of sorting the numbers, we sort the pairs by their first component (i.e., by the length in bits) utilizing counting sort. By sequentially reading the pairs we can access each number in $S_{>q}$ using the second component of the pair and write all numbers into a sequence $S'_{>q}$ in order of their length. Now we can sort the numbers area-wise employing radix-sort. Assume that we sort area A_i that consists of numbers that all consist of i bits. Again, instead of reading the whole self-delimiting number, we interpret them as strings of $\lceil i/\lceil \tau/2 \rceil \rceil$ digits and sort the tuples by the $d = 1, \dots, \lceil i/\lceil \tau/2 \rceil \rceil$ digit of the numbers, starting with the least significant digit. After sorting $S_{\leq q}$ and $S_{>q}$ we can write them into a single N -bit sequence and return it as the result.

We now consider the space consumption of the algorithm above. The sequence of tuples uses $O(\tau \log N)$ bits. During the algorithm we write the self-delimiting numbers in N -bit sequences. The application of counting sort on digits of $\lceil \tau/2 \rceil$ bits requires tables with $2^{\lceil \tau/2 \rceil}$ entries, each of $O(\tau)$ bits. The tables use $o(2^\tau)$ bits. Together with the application of Lemma 3 our algorithm uses $O(N) + o(2^\tau)$ bits in total.

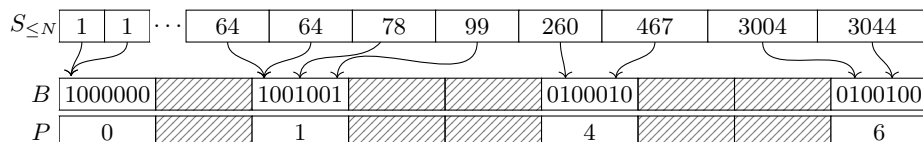
Sorting the numbers by their length runs in $O(\tau)$ time using counting sort. Sorting an N_i bit area storing k_i self-delimiting numbers, each of i bits, runs in $O(k_i i/\tau)$ time. Over all existing areas the algorithm runs in $O(\sum_i k_i i/\tau) = O(k + N/\tau)$ time and this is also time bound of Lemma 3. ◀

We now consider dense/competitive ranking of k self-delimiting numbers of the universe $\{0, \dots, m\}$ stored as an N -bit sequence S . A standard approach to compute the dense/competitive rank is to first sort S and then to use an array P of m entries, each of $\lceil \log k \rceil$ bits, to store a prefix sum over the occurrences of (different) numbers $x \in S$, i.e., in a first step for competitive rank set $P[x] = P[x] + 1$ (for dense rank, set $P[x] = 1$) for each $x \in S$. In a second step compute the prefix sums on P , i.e., for each $i = 1, \dots, m - 2$, set $P[i] = P[i - 1] + P[i]$. The dense/competitive rank of a number x is then $P[x]$. However,

the array P requires $\Theta(m \log k)$ bits. To compute the dense rank with less space, we can use a bit-vector B of m bits and set $B[x] = 1$ for each $x \in S$. Then, using a rank-select data structure on B , the dense rank of x is $\mathbf{rank}_B(x)$. This approach uses $O(m)$ bits and takes $\Theta(m/w)$ time due to the initialization of a rank-select data structure on B [34]. Note that this solution does not handle duplicates, due to the use of a bit-vector as the underlying data structure.

Our novel approach provides a dense/competitive rank solution that does not rely on the universe size m in both the runtime (for initialization) and bits required, but only on N . Moreover, for our use-case in Section 5 we use dense rank with universe size $m = O(2^N)$ for which the approaches outlined previously require $\Omega(N \log N)$ bits, while we aim for $O(N)$ bits. Due to this specific requirement we require a novel approach, which works similar to the realization of dense rank in [34, 38, 39].

We first discuss dense rank. Similar to our solution for sorting, we handle small and large numbers differently. Let S be an N -bit sequence of k self-delimiting numbers. Denote with $S_{\leq N}$ the subsequence of S that contains numbers that are at most size N , and with $S_{> N}$ all numbers of S that are larger than N (and at most size 2^N). We first discuss the techniques used for enabling dense rank for all small numbers $S_{\leq N}$ of S for which we build our own data structure. Denote with m' the size of the universe of $S_{\leq N}$ and k' the number of self-delimiting numbers contained in $S_{\leq N}$. We construct the dense rank structure not on a given bit-vector, but on a given sequence consisting of k' self-delimiting numbers that correspond to the ones in the bit-vector. For this, we construct a bit vector B , which we partition into $O(m'/\tau)$ frames of $\lceil \tau/2 \rceil$ bits and create an array P that contains the prefix sum of the frames up to the i th frame ($i = 0, \dots, \lceil m'/\lceil \tau/2 \rceil \rceil$). For an example, see Fig. 1. Subsequently, we use a lookup table that allows to determine the number of ones in the binary representation of each frame. The table POPCNT can be easily constructed in time $O(2^{\tau/2}\tau) = o(2^\tau)$ as follows: for each $z = 0, \dots, 2^{\tau/2} - 1$ set $\text{POPCNT}[z] = y$, where y is the number of bits for z computed in $O(\tau)$ time by iterating over the bits of z 's binary representation.



■ **Figure 1** A sketch of our storage scheme to realize dense rank. $S_{\leq N}$ is a sorted sequence of self-delimiting numbers, B and P are vectors partitioned into frames. For each $x \in S_{\leq N}$ we flip the x th bit in B . Afterwards we count the number of bits for each frame and store the prefix sum over the numbers in P . The gray striped frames are uninitialized because no number of $S_{\leq N}$ belongs to that frame.

It remains to show a solution for big numbers $S_{> N}$. Note that the dense rank of any number cannot be bigger than N and thus use more than $\log N$ bits. On the other hand, $S_{> N}$ contains $\leq N/\log N$ numbers. Thus, we can use an N -bit vector Q consisting at most $\leq N/\log N$ entries, each of $\log N$ bits, and if (intuitively speaking) drawing the vector below $S_{> N}$, we can write the dense rank of every number $x \in S_{> N}$ with $N < x \leq 2^N$ into Q below x . By requiring that the access to the dense rank of $x \in S_{> N}$ has to be done by providing the position p_x of the first bit of x in S as the input (instead of the number x itself), we can easily return the dense rank of x in constant time. Note that we need the position p_x since the binary representation of p_x can be always be written with $\log N \leq w$ bits, but the binary representation of x can not. This allows constant time operations.

► **Theorem 5.** *Given an N -bit sequence S of k self-delimiting numbers, a parameter τ with $\log N \leq r \leq w$ we can compute a data structure realizing dense rank. The data structure can be constructed in $O(k + N/\tau) + o(2^\tau) = O(k + N/\log N) + o(2^\tau)$ time and uses $O(N) + o(2^\tau)$ bits. For numbers x of size $> N$ the position p_x of x in S is required as the input.*

Proof. In the following we use a lookup table POPCNT that allows to query the number of ones in the binary representation of the elements for which the table was constructed. We construct the table for binary representations of at most $\tau/2$ bits. The table can be easily constructed in time $O(2^{\tau/2}) = o(2^\tau)$ as follows: for each $z = 0, \dots, 2^{\tau/2} - 1$ set $\text{POPCNT}[z] = y$, where y is the number of bits for z computed in $O(\tau)$ time by iterating over the bits of z 's binary representation. The table requires $o(2^\tau)$ time to construct.

We split the sequence S of self-delimiting numbers by putting each number $x \in S$ with $x \leq N$ into a sequence $S_{\leq N}$ and each number $x \in S$ with $x > N$ into a sequence $S_{> N}$. Determine the dense rank for elements in the sequence $S_{\leq N}$ as described in the paragraphs below. For $S_{> N}$ proceed as follows. Create a bit vector Q of length $O(N)$ initialized with zeros in constant time [40]. Intuitively speaking, if Q is drawn below S we write the dense rank of a number $x \in S_{> N}$ below $x \in S$ in Q . In detail, we first write p_x of every number $x \in S$ into a bit sequence I and our sorting algorithm sorts $S_{> N}$ such that it also moves the positions $p_x \in I$ with the numbers in $S_{> N}$. Now we determine the dense rank for each number $x \in S_{> N}$ and use the position p_x to write the dense rank in an N bit vector Q at position p_x . Note that the dense rank of the numbers and their positions are at most N so that storing them uses less space than the numbers themselves. In other words, the space for storing several dense ranks and positions in Q and I , respectively, does not overlap. If afterwards a dense rank is queried, check first if it is a number greater than N . If so, use Q to answer the query and, else, use the description below.

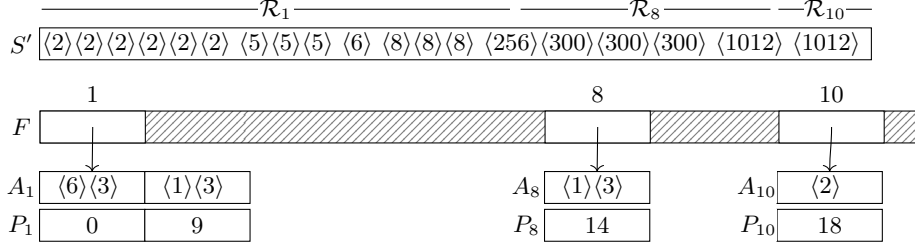
Our solution for numbers of $S_{\leq N}$ follows. We start to describe some auxiliary data structures. Let B be a bit-vector of N bits containing the distinct values of $S_{\leq N}$, i.e., $B[x] = 1$ for every $x \in S_{\leq N}$. Partition B into frames of $\lceil \tau/2 \rceil$ bits each. Let P be an array of $\lceil N/(\tau/2) \rceil + 1$ entries, each of $\lceil \tau/2 \rceil$ bits, that allows us to store a prefix sum over the bits inside the frames of B , i.e., $P[0] = 0$ and $P[i + 1]$ ($i = 0, \dots, \lceil N/(\tau/2) \rceil$) is the number of ones within $B[0, \dots, i\tau/2]$.

We now show how to construct B and P . Apply Theorem 4 on $S_{\leq N}$ to get a sorted sequence $S'_{\leq N} = \{x_0, \dots, x_{k-1}\}$. Let j (initially $j = 0$) be a counter that we use to count different numbers in $S'_{\leq N}$. Initially set $P[0] = 0$. Now for each x_i with $i = 0, \dots, k - 1$ do the following: if and only if $B[x_i] = 0$, increment j by one. In any case, set $B[x_i] = 1$ and $P[\lfloor x_i/\lceil \tau/2 \rceil \rfloor + 1] = j$.

We can answer the dense rank of a number $x \in S_{\leq N}$ by returning $P[q] + \text{POPCNT}[B[q\tau/2, \dots, (q+1)\lceil \tau/2 \rceil - 1] \& (1 \ll (\lceil \tau/2 \rceil - p)) - 1]$ with $q = \lfloor x/\lceil \tau/2 \rceil \rfloor - 1$ and $p = x \bmod \lceil \tau/2 \rceil$. Initializing the memory of B and P can be done in constant time. Sorting S (Theorem 4) and computing B and P can be done in $O(k + N/\tau)$ time. Both, B and P use $O(N)$ bits. The lookup table requires $O(2^\tau)$ bits. In total, we use $O(N)$ bits. ◀

To compute the competitive rank we require the information of how many times an element appears in the given sequence. We change our approach of the previous lemma as follows: recall that τ is a parameter with $\log N \leq \tau \leq w$. We sort S to get a sorted sequence S' . Next, we partition S' into *regions* such that the i th region $\mathcal{R}_i = S' \cap [i\lceil \tau/2 \rceil, \dots, (i+1)\lceil \tau/2 \rceil]$ for all $i = 0, \dots, 2\lceil m/\lceil \tau/2 \rceil \rceil - 1$. In detail, we go through S' and store for each non-empty region \mathcal{R}_i a pointer $F[i]$ to a sequence A_i of occurrences of each number $x \in S'$ written as self-delimiting numbers. Similar to the usage of B for dense rank (Fig. 1), we solve

competitive rank by partitioning A_i into frames of $\lceil \tau/2 \rceil$ bits and computing an array P_i storing the prefix-sums. Inside a single frame we use a lookup table to compute the prefix sum. More exactly, $P_i[j]$ stores the prefix-sum over all self-delimiting numbers in S' up to the j th frame in A_i . Fig. 2 sketches an example. We so obtain the next theorem where we again require the position p_x in S of all $x > N$ as the input to our competitive rank query.



■ **Figure 2** A sketch of our storage schema to realize competitive rank. For each region \mathcal{R}_i , that contains numbers out of S' , a pointer $F[i]$ points to a data structure storing the amount of occurrences for each of the numbers. In addition, P_i stores the prefix-sum over the frames up to A_i . For numbers x of size $> N$ the position p_x of x in S is required as the input.

► **Theorem 6.** *Given an N -bit sequence S of k self-delimiting numbers, a parameter τ with $\log N \leq \tau \leq w$ we can compute a data structure realizing competitive rank. The data structure can be constructed in $O(k + N/\tau) + o(2^\tau) = O(k + N/\log N) + o(2^\tau)$ time and uses $O(N) + o(2^\tau)$ bits.*

Proof. We make use of a table **PREFIXSUM** that stores for all binary sequences of length $\lceil \tau/2 \rceil$ the answer to all prefix-sum queries. The table can easily be computed in time $o(2^\tau)$ and stored with $o(2^\tau)$ bits.

We can handle numbers in the range of $[N, 2^N)$ the same way we did in Theorem 5, that is, storing the competitive rank of a number x in an extra $O(N)$ -bit sequence I starting at bit p_x , where p_x is the position of x in S . Thus, it suffices to consider the case that the given self-delimiting numbers are all in the range $[0, N)$.

We start to describe our storage schema. Partition $[0, N)$ into $\lceil N/\tau \rceil$ regions where each region $\mathcal{R}_i = [i\lceil \tau/2 \rceil, (i+1)\lceil \tau/2 \rceil)$ (with $i = 0, \dots, 2\lceil N/\lceil \tau/2 \rceil \rceil - 1$) consists of $\lceil \tau/2 \rceil$ different numbers. Create an array B of $\lceil N/\lceil \tau/2 \rceil \rceil$ fields, each of $\lceil \tau/2 \rceil$ bits. For each region \mathcal{R}_i with $\mathcal{R}_i \cap S = \emptyset$, $B[i]$ contains a **null** pointer. Otherwise, $B[i]$ points to a data structure Q_i that contains all information to determine the competitive rank of each number of $\mathcal{R}_i \cap S$.

The data structure Q_i consists of two auxiliary structures A_i and P_i defined in the next paragraphs. Let A_i be a sequence of self-delimiting numbers consisting of the number of occurrences of each number $x \in \mathcal{R}_i$ in S , stored via static space allocation (Section 2). Note that, if a number $x \in \mathcal{R}_i$ does not appear in S , we store 0 as the number of its occurrences in S . Partition A_i into frames of $\lceil \tau/2 \rceil$ bits each.

A frame can contain multiple self-delimiting numbers. If this is the case, we want to access the prefix sum over the self-delimiting numbers inside the frame, up to a desired number, quickly. To do so we use the precomputed lookup table **PREFIXSUM**. However, to simplify the process we want no self-delimiting number to be divided between two frames. Therefore, we store each self-delimiting number in A_i so that it either fits into the current not full frame, or it uses the next one. Of course it is not possible to store a large number (of more than $\lceil \tau/2 \rceil$ bits) into a single frame. In this case a frame contains only one number and we can read it directly without using table lookup. If the number is too large to fit into a single

frame, we use the next three frames to store the number in a standard binary representation. In detail, use the next free frame to store only ones and so mark the subsequent two frames to store the number in a binary representation instead of a self-delimiting number.

To find the index of the first bit of the number of \mathcal{R}_i inside A_i , we use static space allocation, as described in Section 2. Moreover, we use an array P_i of the same size as A_i partitioned into frames of size $\lceil \tau/2 \rceil$, where $P_i[\ell]$ is the prefix-sum up to the ℓ th frame of A_i , including the prefix sum of the numbers in the regions $0 \dots i-1$. For an example, see again Fig. 2.

With the data structures defined above we can answer the competitive rank of a number $x \in S$ as follows: compute the region $i = \lfloor x/\lceil \tau/2 \rceil \rfloor$ of x . Use the pointer $F[i]$ to jump to a data structure Q_i . The number x is the q th number inside the region \mathcal{R}_i with $q = x \bmod (\tau/2)$. Select the starting position p of the q th number in A_i , accessible via static space allocation. The position p lies inside the f th frame with $f = \lfloor p/\lceil \tau/2 \rceil \rfloor$. Read the f th frame as a variable z and check if the self-delimiting number $A_i[q]$ occupies the whole frame, i.e., check if $A_i[q]$ encodes the start of a large number. If not, remove all numbers inside z after the number $A_i[q]$ and return the competitive rank of x as $P[f] + \text{PREFIXSUM}[z]$. Otherwise, read the large number as z and return the competitive rank of x as $P[f] + z$.

We now describe the construction of our data structure. Apply Theorem 4 on S to get a sorted sequence S' . Initialize F with $\lceil N/\lceil \tau/2 \rceil \rceil$ zero-entries, each of $\tau/2$ bits, and let $j = 0$ be the largest competitive rank so far. Iterate over S' and for each number x check if $F[i]$ with $i = \lfloor x/\lceil \tau/2 \rceil \rfloor$ contains a pointer to a data structure Q_i . If not, initialize Q_i as follows: as long as the numbers are part of the same region \mathcal{R}_i , run through S' , and count in y the different numbers in that region. Since \mathcal{R}_i contains $y \leq \lceil N/\tau \rceil$ different numbers out of S , we can temporarily afford to use a key value map D of $\lceil y/\lceil \tau/2 \rceil \rceil$ entries, each of τ bits, to count the number of occurrences of each number $x \in \mathcal{R}_i$ in S . Let $\#(x, S)$ be the number of occurrences of a number x in S .

In detail as long as the next number in S' is part of \mathcal{R}_i , run through S' and, for each number x found in S' , store the number of its occurrences $\#(x, S)$ as $D[x] = \#(x, S)$. Afterwards, scan through D and determine the number N' of bits required to represent all numbers in D as self-delimiting numbers. Create Q_i , i.e., allocate $2N' + \tau/2$ bits for the static space allocation of A_i as well as create an array with $\lceil (3N' + \tau/2)/\lceil \tau/2 \rceil \rceil$ entries of r bits for P_i . Fill A_i with the numbers of D as follows: take the difference d between the number z (initially 0) and the next key number z' of D , jump over d bits of A_i and store the number $D[z']$ in A_i such that a number either fits into the current frame of A_i , the next, or if the number is too large to fit into a frame, store it as described above. Moreover, sum up all written numbers in a global variable j (initially 0), i.e., set $j = j + D[z']$, which is the largest prefix sum so far. Use it to fill P_i every time a frame ℓ is about to be written, i.e., set $P_i[\ell] = j$. If the iteration over the numbers of the region \mathcal{R}_i are finished in S' , delete D and continue the iteration over S' .

We now analyze the space complexity of the data structures. The array F and the sequence S' use $O(N)$ bits. Recall that $F[i]$ contains a `null` pointer if S does not contain any number of region \mathcal{R}_i . Otherwise, a structure Q_i is created. We now focus on the space complexity of Q_i . We store in A_i only the amount of occurrences of each different number of \mathcal{R}_i in S . Observe that, if a number occurs z times, then $O(\log z)$ bits suffice to store the amount of occurrences as a self-delimiting number (each occurrence contributes $O(1)$ bits). However, some numbers of the region \mathcal{R}_i do not occur, but we represent them anyway as a 0 in A_i , which takes us $O(1)$ bits for every such number. Based on this observation A_i uses $(\sum_{x \in \mathcal{R}_i \cap S} O(\log \#(x, S))) + O(\tau)$ bits with $\#(x, S)$ being the number of occurrences of x in

S . In total, Q_i uses $(\sum_{x \in \mathcal{R}_i \cap S} O(\log \#(x, S))) + O(r) = O(d_i) + O(\tau)$ bits with d_i being the amount of all numbers in S that are part of \mathcal{R}_i .

We create Q_i only if S contains numbers of a region \mathcal{R}_i . Summed over the $k \leq N/\tau$ non-empty regions, our structure uses $(\sum_{x=0}^k O(\log \#(x, S))) + O(\tau k) = \sum_{x=0}^k O(\log \#(x, S)) + O(N) = O(N)$ bits.

For a structure Q_i , the array A_i can be constructed in $O(k')$ time, where k' are the number of self-delimiting numbers in $\mathcal{R}_i \cap S$. Let the numbers inside the i th region occupy N' bits. The rank-select structure can be initialized in $O(N'/\tau)$ time. Since our smallest possible self-delimiting number uses $\Omega(1)$ bits and the largest possible uses $O(\tau)$ bits, the sum of the numbers of region \mathcal{R}_i is within N' and $2^{N'}$ and our amount of numbers within N' bits is within the bounds $\Omega(N'/\tau)$ (if most self-delimiting numbers are large) and $O(N')$ (if most self-delimiting numbers are small). In the worst-case, we store $\Theta(N'/\tau)$ numbers within the N' bits, and we end up with a construction time that is linear to the amount of numbers in Q_i . Therefore, in total our structure can be constructed in $O(k + N/\tau)$ time. ◀

4 Preliminaries for Tree Isomorphism

In this paper we use basic graph and tree terminology as given in [41]. By designating a node of a tree as the root, the tree becomes a *rooted tree*. If the nodes of a tree have labels, the tree is *labeled*, otherwise, the tree is called *unlabeled*. If there is a color associated with each node of the tree, it is called *node-colored*. The *parent* of a node in a rooted tree is the neighbor of u on the shortest path from u to the root. The root has no parent. The *children* of a node u are the neighbors of u that are not its parent. A *leaf* is a node with no children. Two nodes that share the same parent are *siblings*. A *descendant* of a node is either a child of the node or a child of some descendant of the node. By fixing the order of the children of each node a rooted tree becomes an *ordinal tree*. The *right sibling* (*left sibling*) of a node u is the sibling of u that comes after (before) u in the aforementioned order, if it exists. We denote by $\deg(v)$ the degree of a node v , i.e., the number of neighbors of v , and by $\text{desc}(u)$ the number of descendants of a node u in a tree. The *height* of u is defined as the number of edges between u and the longest path to a descendant leaf. The *depth* of u is defined as the number of edges on the path between u and the root.

► **Definition 7.** (*balanced parenthesis representation of an ordinal tree*) A *balanced parenthesis representation* bpr of an ordinal n -node tree T is a sequence of $2n$ parenthesis and is defined recursively on the root u of T as

$$\text{bpr}_u = (\text{bpr}_{v_1} \dots \text{bpr}_{v_{\deg(u)}})$$

where v_1 is the leftmost child of u and the $v_{\deg(u)}$ the rightmost child of u .

For this representation, Munro and Raman [42] showed a succinct data structure (using $2n + o(n)$ bits) that allows constant-time *tree navigation*, which we use. A similar data structure was previously shown by Jacobson [39] who showed a succinct data structure called *level order unary degree sequence* (LOUDS) that also provides tree navigation.

► **Definition 8.** (*tree navigation*) Given a node u of an ordinal tree T , *tree navigation* allows access to

- $\text{parent}(u)$ that returns the parent of u , or null if u is the root,
- $\text{firstChild}(u)$ returns the first child of u if $\deg(u) \neq 0$,

- `leftSibling/rightSibling(u)` returns the left / right sibling of u , or null if none exists.

Munro and Raman realize tree navigation by supporting the following three operations on the balanced parenthesis representation.

► **Lemma 9.** *For any balanced parenthesis representation of length n there is an auxiliary structure on top of the representation that consists of $o(n)$ bits and provides, after $O(n)$ initialization time, the following operations in constant time:*

- `findclose(i)` ($i \in \mathbb{N}$): Returns the position of the closing parenthesis matching the open parenthesis at position i .
- `findopen(i)` ($i \in \mathbb{N}$): Returns the position of the open parenthesis matching the closed parenthesis at position i .
- `enclose(i)` ($i \in \mathbb{N}$): Returns the position of the closest open parenthesis part of the parenthesis pair enclosing the open parenthesis at position i .

The parenthesis representation is typically stored as a bit sequence B with open parenthesis represented via a 1 and a closed parenthesis via a 0. Via rank-select structure (Lemma 1) on B a bidirectional mapping between each node u of an ordinal tree T' and the index of u 's open parenthesis can be created.

A parenthesis representation can easily be generalized to allow not just one type of matching parenthesis, but instead use parenthesis from a constant sized universe while providing the same operations as described in Lemma 9 and using the same asymptotic space bound. The techniques for this are outlined in a book on compact data structures by Navarro [43, Chapter 7]. Concretely, in a later section we use a parenthesis representation that uses the alphabet $\{(\cdot), [\cdot]\}$. In this section we only use the alphabet $\{(\cdot)\}$.

To compute a balanced parenthesis representation of a tree T , one requires to execute a DFS traversal of T . As we want our solutions to be space-efficient, this DFS traversal must be space-efficient as well. One simple solution is to use the space-efficient algorithm for DFS traversal of Banerjee et al. [17, Lemma 2]. Their algorithm works with $O(n + m)$ bits and time, which is $O(n)$ bits on all sparse graph classes. As described, their algorithm requires the input graph to have so-called *crosspointers*, which is a common extension of the standard adjacency array representation. We show that one can execute a simple linear-time and -bit DFS when only a standard adjacency array representation of the graph is given. The general idea is quite similar to the algorithm of Banerjee et al. [17]. Intuitively, we execute a standard iterator based DFS, that uses neighborhood iterators. One can implement such an iterator space-efficiently using self-delimiting numbers, such that the sum of bits required is $O(n + m)$ for graphs with n vertices and m edges. We summarize this in the following lemma.

► **Lemma 10.** *Let G be an n -vertex m -edge graph given via an adjacency array representation. There is a DFS that runs on G in $O(n + m)$ time and bits.*

Proof. As described in Section 2, let `adj[u]` be the adjacency array of a vertex $u \in V(G)$. We begin by describing a small auxiliary data structure, which we call *compact iterator*. It is initialized for a vertex $u \in V(G)$ and allows iteration over all neighbors of u in G in addition to outputting the parent v of u in the DFS tree (or null if the vertex has no parent). The parent v of u is passed as an optional parameter during initialization. The exact operations that the compact iterator provides for a vertex u are as follows:

- `initialize(u, v)`: Given a vertex u and an (optional) parent v of u in the DFS tree, initialize the compact iterator by setting an iterator variable i to 0, followed by iterating over $\text{adj}[u]$ to find and store the index j so that $v = \text{adj}[u][j]$.
- `hasNext()`: Output `true` exactly if the iteration over $\text{adj}[u]$ is finished, i.e., $i = \text{deg}(u)$.
- `next()`: Output the next element $\text{adj}[u][i]$ followed by incrementing i , if `hasNext()` is `true`. Otherwise output null.
- `parent()`: Output the parent vertex v of u in the DFS tree as $\text{adj}[u][j]$, or `null` if u has no parent.

As described, each compact iterator of a vertex u consists of two variables i and j , where i is the current index of the iterator and j is chosen such that $\text{adj}[u][j]$ is the parent of u in the DFS tree. The value of each of these two variables is at most $\text{deg}(u)$ and so can be stored with $2\lceil \log \text{deg}(u) \rceil + 1 = O(\log \text{deg}(u))$ bits as a self-delimiting number (Section 1). Note that the runtime for the `initialize` operation is $O(\text{deg}(u))$. Storing the compact iterators for all vertices can be done using m bits in total, since $\sum_{u \in V(G)} O(\log \text{deg}(u)) = O(m)$. To allow constant time access to a compact iterator we store them contiguously for each vertex $u \in (1, 2, \dots, n)$ and use static space allocation (Section 2) to address them. We denote by I the structure that stores all these compact iterators and with $I[u]$ the compact iterator for a vertex u .

In the following we describe our DFS algorithm. We assume that the structure I is constructed in addition to an n -bit array B , which we use to mark vertices as visited/unvisited. Initially, all compact iterators in I are not initialized, and all bits in B are set to 0, indicating that all vertices are unvisited. To execute the DFS on an arbitrary (given) start vertex u we call `explore(u)`, which explores a connected component. To explore all connected components we execute `exploreAll()`.

`explore(u)` : Mark u as visited ($B[u] := 1$) and initialize the compact iterator of u with $I[u].\text{initialize}(u, \text{null})$ (note that u has no parent as it becomes the root of the DFS tree for a connected component).

While $I[u].\text{hasNext}() = \text{true}$: Obtain the vertex $v := I[u].\text{next}()$. If v was visited ($B[v] = 1$), continue the loop. Otherwise, we initialize the compact iterator of v with $I[v].\text{initialize}(v, u)$, mark v as visited ($B[v] := 1$), set $u := v$ and continue the loop.

If $I[u].\text{hasNext}() = \text{false}$, we have to backtrack. We get the parent of u via $p := I[u].\text{parent}()$. If $p \neq \text{null}$ we set $u := p$ and enter the loop of the previous paragraph. If $p = \text{null}$ we have reached the root and are finished.

`exploreAll()` : For $u = 1$ to n , if $B[u] = 0$, call `explore(u)`.

The described algorithm executes a DFS in time $O(n + m)$ and uses $O(n + m)$ bits to store I and B . Each compact iterator is initialized only once, which takes a total of $O(n + m)$ time. The space used by other variables is negligible. ◀

As mentioned, to construct the balanced parenthesis structure that represents a tree one simply requires a DFS. This is summarized in the following lemma. In all subsequent results that require a tree (forest) as an input we require either the input tree (forest) to be given via adjacency arrays (Section 2), via a balanced parenthesis representation or given implicitly via access to a DFS that outputs the nodes of the tree.

► **Lemma 11.** *Given a DFS that outputs the nodes of an n -node tree T in constant time per node there is an algorithm that computes a data structure representing an ordinal tree T' in $O(n)$ time using $O(n)$ bits such that T and T' are isomorphic. The data structure allows tree navigation on T' in constant time.*

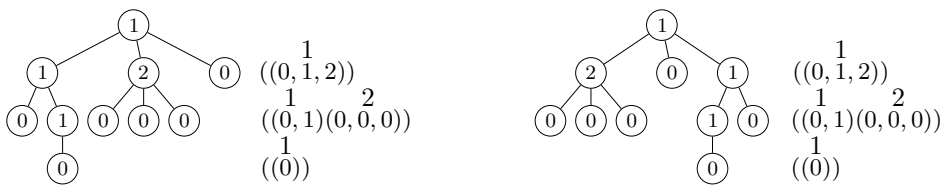
Buss [44] shows an equivalent definition for rooted trees.

► **Definition 14.** (*rooted tree isomorphism*) By induction two rooted trees T and T' are isomorphic if and only if

- (a) T and T' consist of only one node, or
- (b) the roots r and r' of T and T' , respectively, have the same number m of children, and there is some ordering T_1, \dots, T_m of the maximal subtrees below the children of r and some ordering T'_1, \dots, T'_m of the maximal subtrees below the children of r' such that T_i and T'_i are isomorphic for all $1 \leq i \leq m$.

We start to describe a folklore algorithm for tree isomorphism that requires $\Theta(n \log n)$ bits on n -node trees. Let T_1 and T_2 be two rooted trees. The algorithm processes the nodes of each tree in rounds. In each round, all nodes of depth $d = \max, \dots, 0$ are processed. Within a round, the goal is to compute a *classification number* for every node u of depth d , i.e., a number out of $\{0, \dots, n\}$ that represents the structure of the maximal subtree below u . The correctness of the algorithm is shown in [30] and follows from the invariant that two subtrees in the trees T_1 and T_2 get the same classification number exactly if they are isomorphic.

Since we later want to modify the algorithm, we now describe it in greater detail. In an initial process assign the classification number 0 to every leaf in each tree. Then, starting with the maximal depth do the following: start by computing (for each tree) the *classification vector* of each non-leaf v of depth d consisting of the classification numbers of v 's children, sorted lexicographically. After doing this in each tree, compute the classification number for the non-leaves as follows: for each tree T_1, T_2 put the classification vectors of depth d into a single sequence \mathcal{S}_1 and \mathcal{S}_2 , respectively. Sort each of these sequences lexicographically by interpreting each classification vector in the sequence as a number. Then assign classification numbers 1, 2, 3, etc. to the vectors in the (now sorted) sequences $\mathcal{S}_1, \mathcal{S}_2$ such that two vectors get the same number exactly if they are equal (among both sequences). By induction the invariant holds for all new classification numbers. Repeat the whole procedure iteratively for the remaining depths until reaching the root. By the invariant above, both trees are isomorphic exactly if the roots of both trees have the same classification number.



■ **Figure 4** An example of the algorithm with isomorphic trees T_1 (left) and T_2 (right). The numbers inside the nodes and above the vectors are classification numbers. The vectors within the parenthesis are the sorted classification vectors of maximal subtrees.

The algorithm above traverses the nodes in order of their depth, starting from the largest and moving to the smallest, until it reaches the root. One key modification we make to achieve our goal of making the aforementioned algorithm space efficient, is that we traverse the nodes in order of their height starting from height 0 (first round) until reaching the root with the largest height (last round), i.e., in *increasing height*. As mentioned, the

standard algorithm requires the nodes of the tree to be output in *shrinking depth*. While there is a succinct data structure due to He et al. [45] that provides us with all necessary operations to implement such a shrinking depth tree traversal, the construction step of this data structure requires $O(n \log n)$ bits due to (among other things) the usage of an algorithm of Farzan and Munro [46, Theorem 1] that partitions the input tree into smaller subtrees. The aforementioned algorithm uses a stack of size $O(n)$, with each element on the stack using $\Theta(\log n)$ bits. In addition, the decomposition itself is stored temporarily. As we aim for a space usage of $O(n)$ bits we use a different approach. Note that the tree data structure outlined in Section 4 only allows to output the nodes in order of their *increasing depth*. While this implies a simple algorithm for shrinking depth, by storing the result of the traversal and then outputting it in reverse order, such a solution requires $\Theta(n \log n)$ bits. We therefore modify the standard isomorphism algorithm such that traversal by *increasing height* suffices, which can be implemented using the tree navigation provided by the data structure outlined in Section 4.

The difference to the standard approach is that we compute classification vectors consisting of classification numbers, which were computed in different rounds. To avoid a non-injective mapping of the subtrees, our classification numbers consist of tuples (h_u, q_u) for each node u where h_u is the height of u and q_u is a number representing the subtree induced by u and its descendants. Intuitively, q_u is the classification number from the folklore algorithm above.

The same invariant as for the standard algorithm easily shows the correctness of our modified algorithm whose space consumption is determined by

- (A) the space for traversing nodes in order of their height,
- (B) the space for storing the classification vectors and the classification numbers, and
- (C) the space needed by an algorithm to assign new classification numbers based on the previous computed classification vectors.

We now describe $O(n)$ -bit solutions for (A)-(C).

(A) Iterator returning vertices in increasing height. The idea of the first iteration round is to determine all nodes of height $h = 0$ (i.e., all leaves) of the given tree in linear time and to store them in an $O(n)$ -bit choice dictionary C (Lemma 2). While iterating over the nodes of height h in C , our goal is to determine the nodes of height $h + 1$ and store them in a choice dictionary C' . The details are described in the next paragraph. If the iteration of the nodes in C is finished, swap the meaning of C and C' and repeat this process iteratively with $h + 1$ as the new height h until, finally, the root is reached.

A node is selected for C' at the moment when we have processed all of its children. To compute this information, our idea is to give every unprocessed node u a token that is initially positioned at its leftmost child. Intuitively, the goal is to pass that token over every child of u from left to right until reaching the rightmost child of u , at which point we mark u as processed and store it in C' . More precisely, we iterate over the children in the deterministic order given via the iterate operation provided by the choice dictionary. Initially, no node is marked as processed. Informally speaking, we run a relay race where the children of a node are the runners. Before runners can start their run, they must be marked as processed. The initiative to pass the token is driven by the children of u . Whenever a child v of u is processed, we check if either v is the leftmost child of u or v 's left sibling has u 's token. If so, we move the token to the right sibling v' of v and then to the right sibling of v' , etc., as long as the sibling is already marked. If all children of u are processed, u becomes marked and part of C' .

Using Lemma 9 we can jump from a node to its previous and next sibling in constant time. Thus, all moves of u 's token can be processed in $O(\deg(u))$ time until we insert u in

C' . In total, moving all tokens can be done in $O(n)$ time. Based on the ideas above, we get the following lemma.

► **Lemma 15.** *Given an unlabeled rooted n -node tree T there is an iteration over all nodes of the tree in order of their height that runs in linear time and uses $O(n)$ bits. The iteration is realized by the following methods:*

- **init**(T): *Initializes the iterator and sets height $h = 0$.*
- **hasNext**: *Returns TRUE exactly if nodes of height h exist.*
- **next**: *Returns a choice dictionary containing nodes of height h and increments h by 1.*

Proof. Let $T = (V, E)$ be the tree under consideration. We first describe the initialization. Compute a balanced parenthesis representation R of T such that tree navigation is supported (Lemma 9). Let u_{\lceil} and u_{\rfloor} be the positions of the open and closed parenthesis, respectively, for each node u in R and, let $n' = 0$ be the number of nodes already returned by the iterator. Initialize C and C' as empty choice dictionaries of $O(n)$ bits. Take D as a bit-vector of $2n$ bits where we mark a node u as processed by setting $D[u_{\lceil}] = 1$ and take P as a bit-vector of $2n$ bits where we store all tokens for the nodes. Intuitively speaking, P is used as a raw area of memory (initially containing only 0-bits) which we use to store the tokens. In detail the token for node u is stored in $P[v_{\lceil}^1], \dots, P[v_{\lceil}^{\ell}]$ where v^1, \dots, v^{ℓ} are the children of u . In the subsequent steps we adhere to the following two invariants before and after each round:

1. For a child u of a node v , $P[u_{\lceil}] = 1$ holds exactly if, for all siblings w left to u , $D[w_{\lceil}] = 1$ holds and for the next right sibling y of u , $D[y_{\lceil}] = 0$ holds.
2. If $D[u_{\lceil}] = 1$ for all children u of a node v , then $D[v_{\lceil}] = 1$.

For any call of **hasNext**, return ($n' < n$). If **next** is called with $n' > n$, return a null pointer. For a call of **next** with $n' = 0$, do the following: traverse R to find all leaves, i.e., for each node u with $u_{\rfloor} = u_{\lceil} + 1$, store u into C , set $D[u_{\lceil}] = 1$, and set n' to the number of leaves. Afterwards return a pointer to C .

For a call of **next** with $n' > 0$ (and $n' \leq n$), collect the nodes of the next height as follows: iterate over the nodes u in C and proceed to check if u is a leftmost child or check for the left sibling v of u if $D[v_{\lceil}] = 1 \wedge P[v_{\lceil}] = 1$ holds. If not, continue the iteration over C . Otherwise, start or continue the “relay race”: iteratively move to the right sibling(s) v of u as long as $D[v_{\lceil}] = 1$ holds. Then, set $P[v_{\lceil}] = 1$. Now, if v is the rightmost sibling (i.e., v has no right sibling), determine the parent x of u , set $D[x_{\lceil}] = 1$, add x to C' and increment n' by one. After executing this procedure for all nodes in C , set $C := C'$, initialize a new empty choice dictionary C' and return a pointer to C .

Note that all our structures use $O(n)$ bits and can easily be initialized in $O(n)$ time. Each operation regarding the balanced parenthesis representation R takes constant time each (e.g., tree navigation, finding matching opening/closing parenthesis, ...). Moreover, we pass the token only over siblings that are already marked in D and do nothing if we cannot pass a token to the next sibling. In total, we require time linear to the amount of siblings. To conclude, the iteration over all nodes of the given tree requires linear time. ◀

(B) Storing the classification numbers. We now describe an algorithm to store our classification numbers in an $O(n)$ -bit storage schema. Recall that a classification vector of a node u consists of the classification numbers of its children. Our idea is to use self-delimiting numbers to store the classification numbers and to choose the classification numbers such that their size is bounded by $\max(c_1 \cdot \log n, c_2 \cdot \text{desc}(u))$ for some constants c_1, c_2 . We take $(0, 0)$

as a classification number for every leaf so that a constant number of bits suffices to represent it. Observe that, after computing the classification number of a node u the classification vector of u (i.e., the classification numbers of u 's children) is not required anymore and thus, the classification vector (and thus, the classification numbers of u 's children) can be overwritten. We use this space to store the classification number of u . By the next lemma we can store the classification numbers and vectors. (The function `color`, required by the lemma, will be used later to adjust the space needed to also encode colors for node-colored trees. For uncolored trees `color(·)` returns an empty bit string for all inputs.)

► **Lemma 16.** *Let $c > 0$ be a constant integer and T a node-colored rooted n -node tree with $\text{color} : V(T) \rightarrow \mathbb{N}$ the function to evaluate the color of each node $u \in V(T)$ such that $\text{color}(u)$ can be evaluated in time $O(|\text{color}(u)|)$. Then there is an $O(n + \sum_{u \in V(T)} |\text{color}(u)|)$ -bits data structure that initializes in $O(n + \sum_{u \in V(T)} |\text{color}(u)|)$ time and, for each node u of T , provides operations $\text{read}(u)$ and $\text{write}(u)$ in constant time as well as $\text{vector}(u)$ in $O(\text{deg}(u))$ time.*

- $\text{read}(u)$ (u node of T): If a number x is stored for u , then x is returned. Otherwise, the result is undefined.
- $\text{write}(u, x)$ (u node of T , $0 \leq x \leq \min\{2^{2c \cdot \text{desc}(u) + |\text{color}(u)|}, \text{poly}(w)\}$): Store number x for node u and delete all stored numbers of the descendants of u .
- $\text{vector}(u)$ (u node of T): Returns the bit-vector of length $\leq 2c \cdot \text{desc}(u) + \sum_{v \in \text{children}(u)} |\text{color}(v)|$ consisting of the concatenation of the self-delimiting numbers stored for the children of u .

Proof. We assume that T is given via the data structure of Corollary 12, otherwise construct it. We first describe some auxiliary data structures that we require. The first is a bit array B of $6c \cdot n + \sum_{u \in V(T)} |\text{color}(u)|$ bits that we use to maintain the numbers, i.e., the values we read/write with the specified operations. We use a second bit array P under B where we mark the position in B for each node u of T where we can store the given number for u . (Note that, if $|\text{color}(u)| = 0$ for all u in T we can calculate the exact positions without P and write into $B[6c \cdot u_l, 6c \cdot u_r]$, by exploiting the fact that for each node u , u_l and u_r are the positions of the open and closed parenthesis of a node u , respectively.) Given the balanced parenthesis representation we can iterate over the nodes of T in pre-order and flip the i th bit in P to 1 where i is initially 0 and is incremented after each iteration over a node u by $6c \cdot \text{desc}(u) + |\text{color}(u)|$. Since by construction the i th flipped bit corresponds to the value of u , we can find the position p of the i th bit by calculating a rank-select data structure on P and call $p := \text{select}(u)$, i.e., we use static space allocation. Having p we realize $\text{write}(u, x)$ and by transforming x into a self-delimiting number and write it starting at $B[p]$. The operation $\text{read}(u)$ is realized by reading a self-delimiting number starting from $B[p]$ and transforming it into a number. To return $\text{vector}(u)$, call $\text{read}(v)$ for all children of u and concatenate the returned self-delimiting numbers to one bit-vector.

We now argue that the bits required to store a number x , written for a node u , fits into $B[p_u, p_v)$ where v is the next sibling of u and $p_u = \text{select}(u)$ and $p_v = \text{select}(v)$. Recall that a number x can be stored as a self-delimiting number with $f(x) = 3$ bits if $x \leq 1$ and with $f(x) = 2\lceil \log x \rceil + 1 \leq 3\lceil \log x \rceil$ bits if $x > 1$. Since $x \leq \min\{2^{2c \cdot \text{desc}(u) + |\text{color}(u)|}, \text{poly}(w)\}$, x can be stored inside a space of $6c \cdot \text{desc}(u) + |\text{color}(u)|$ bits. By construction of P this is exactly the space between p_u and p_v .

Observe that by the pre-order traversal using the balanced parenthesis representation the positions of all children of u are between p_u and p_v (if a sibling v exists), hence writing x can overwrite only the numbers of the children of u .

Concerning the space note that the balanced parenthesis representation uses $O(n)$ bits. The auxiliary structures B and P use $O(n + \sum_{u \in V(T)} |\text{color}(u)|)$ bits and a rank-select

structure on P can be constructed with the same space bound. Hence, our space bound is as stated in the lemma.

The initialization of B , P and the rank-select structure requires $O(n + \sum_{u \in V(T)} |\text{color}(u)|)$ time, since it is determined by the space of B and P . The balanced parenthesis representation can be computed within the same time. Writing and reading a number x stored with $O(\log x)$ bits requires $O(\log x/w) = O(1)$ time on the word RAM. Reading $\text{vector}(u)$ consequently requires $O(\deg(u))$ time. ◀

(C) Computing classification numbers. Let D be our data structure of Lemma 16 where we store all classification vectors. Our next goal is to replace the classification vector $D.\text{vector}(u)$ of all processed subtrees with root u and height h by a classification number (h, q_u) with $|q_u| = O(\min\{\text{desc}(u), \log n\})$ such that the componentwise-sorted classification vectors are equal exactly if they get the same classification number.

Our idea is to sort $D.\text{vector}(u)$ by using Theorem 4 to obtain a component-wise sorted classification vector and turn this vector into a self-delimiting number for further operation on it. We subsequently compute the dense rank to replace the self-delimiting number in $D.\text{vector}(u)$ by the tuple (height, dense rank). To make it work we transform each vector into a self-delimiting number by considering the bit-sequence of the vector as a number (i.e., assign the prefix $0^\ell 0$ to each vector where ℓ is the length of the vector in bits). We can store all these vectors as self-delimiting numbers in a bit-vector Z_{h+1} of $O(n)$ bits. Then we can use Theorem 5 applied to Z_{h+1} to compute the dense ranks, which allows us to determine the classification numbers for all subtrees of height $h + 1$.

Our Algorithm. We now combine the solutions for (A)-(C).

► **Lemma 17.** *Given two rooted n -node trees T_1 and T_2 there is an algorithm that recognizes if T_1 and T_2 are isomorphic in linear-time using $O(n)$ bits.*

Proof. Computing the leaves and their classification numbers is trivial. So assume we have computed the classification numbers for the subtrees of height h , and we have to compute the classification numbers for the subtrees of height $h + 1$. We iterate over every subtree with root u and height $h + 1$ by using the choice dictionary \mathcal{C} returned by our iterator of Lemma 15.

We assume a data structure D of Lemma 16 is constructed. In the following, let k_u be the number of children of a node u , let N_u be the number of bits of $D.\text{vector}(u)$ and let V_i be the set of nodes of height i in both trees. For each node u , we sort the classification numbers of its children stored in $D.\text{vector}(u)$ into a new bit-vector X of N_u bits by applying Theorem 4 (with parameters $N = N_u$, $k = k_u$ and $\tau = \log n/2$) and store it by calling $D.\text{write}(u, X)$.

We can now construct the vectors $Z_{h+1}^{T_1}$ and $Z_{h+1}^{T_2}$ for the subtrees of height $h + 1$ within the trees T_1 and T_2 , respectively. $Z_{h+1}^{T_j}$ consists of the self-delimiting numbers constructed from the vector $D.\text{vector}(u)$ of each node u in T_j of height $h + 1$, with $j \in \{1, 2\}$. We then put $Z_{h+1}^{T_1}$ and $Z_{h+1}^{T_2}$ together into a total sequence Z and apply Theorem 5 (with parameters $N = O(\sum_{u \in V_{h+1}} N_u)$, k being the number of self-delimiting numbers in Z and $\tau = \log n/2$) to determine the dense rank of the numbers in Z . Subsequently, we iterate over the numbers q in Z and use their position p to retrieve their dense rank $r_q = R(p, q)$. In parallel, we iterate over the subtrees of height $h + 1$ in both trees again and replace the classification vector q by calling $D.\text{write}(u, (h + 1, r_q))$. After computing the classification number for each node of height $h + 1$ in T_1 and T_2 , we can compare them and proceed with the next

height until reaching the root in both trees. Following this, we can easily answer the question if T_1 and T_2 are isomorphic or not.

One can easily see that all substeps run with $O(n)$ bits. Let us next consider the parameters of the calls to Theorem 4. As mentioned, we use $\tau = \log n/2$ for all calls for Theorem 4 and Theorem 5. Parameter k summed over all calls is bounded by $\sum_u \deg(u) = O(n)$ and parameter N over all calls is bounded by $\sum_u \deg(u) \log n = O(n \log n)$ since we made sure that the classification number can be stored in $O(\log n)$ bits (a classification number is made up of tuples with values of size $O(n)$). Thus, the total time is bounded by $O(k + N/\tau) = O(n)$.

We next consider the calls to Theorem 5. Since every node is part of one set V_h , k summed over all calls is bounded as before by $O(n)$. Moreover, each node with its classification number is part of one classification vector. Thus, N over all calls is bounded as before by $O(n \log n)$. Due to our choice of τ , we obtain a total running time of $O(n)$. ◀

We generalize Lemma 17 to unrooted trees by first determining the center of a tree space efficiently, which is a set of constant size that is maximal distance to a leaf. Using each vertex in the center as a (possible) root, we then run our rooted isomorphism algorithm. A *center* of a tree T is a set consisting of either one node or two adjacent nodes of T such that the distance to a leaf is maximal for these nodes compared to all other nodes of T . It is known that every tree has a unique center [47, Theorem 4.2]. If two trees T_1 and T_2 are isomorphic, then every isomorphism function maps the center nodes of T_1 to the center nodes of T_2 .

► **Lemma 18.** *Given an n -node tree $T = (V, E)$ there is a linear-time $O(n)$ -bit algorithm that determines the center of T .*

Proof. Harary [47, Theorem 4.2] determines the center of a tree in rounds where, in each round, all nodes of degree 1 are removed. The algorithm stops if at most two nodes are left, which are selected as the center.

We follow a similar approach, but cannot afford to manipulate the given trees. For our approach we need to be able to read and reduce the degree of a node. We also can not use Lemma 15 since it requires a rooted tree. Alternatively, we store the initial degrees of all nodes as self-delimiting numbers by using static space allocation (Section 2).

Similar to Harary's algorithm, our algorithm also works in rounds. We use a choice dictionary C consisting of the nodes of degree one, which we initially fill by scanning through the whole tree. Then, while we iterate over each node $u = C.\text{choice}$, we delete u from C , increment an initial-zero global counter k to be able to determine how many nodes remain in the tree, and decrement the degree of the only node v (neighbor of u) with $\deg(v) \geq 2$. Intuitively speaking this simulates the deletion of u . If the degree of v is 1 after decrementing, we add v in a second choice dictionary C' . After the iteration over the nodes in C is finished, we swap the meaning of C with C' . If at most two nodes remain (i.e., $k \geq n - 2$), we output the nodes in C as the center of the tree. Otherwise, we start the next round.

Storing two choice dictionaries and all degrees can be done with $O(n)$ bits. Moreover, since the total degree in a tree is bounded by $O(n)$, our approach runs in $O(n)$ time. ◀

We can check isomorphism for two given non-rooted trees T_1 and T_2 by first computing the center C_{T_1} and C_{T_2} of T_1 and T_2 , respectively. Then, we iterate over the 4 possibilities to choose a root $r_{T_1} \in C_{T_1}$ and $r_{T_2} \in C_{T_2}$ and apply Lemma 17. T_1 and T_2 are isomorphic exactly if one possible rooted versions of T_1 and T_2 are isomorphic. We thus can conclude the next theorem.

► **Theorem 19.** *Given two (unrooted) trees T_1 and T_2 there is an algorithm that outputs if T_1 and T_2 are isomorphic in linear-time using $O(n)$ bits.*

We finally consider isomorphism on node-colored trees. We view node-colored trees as trees where each node has a color assigned in the form of a bit string. Two colored trees $T_1 = (V_{T_1}, E_{T_1})$ and $T = (V_{T_2}, E_{T_2})$ are isomorphic if an isomorphic mapping $f : V_{T_1} \rightarrow V_{T_2}$ exists such that for each $u \in V_{T_1}$, u and $v = f(u)$ have the same color assigned.

To check isomorphism of uncolored trees we use a classification number whose computation was only influenced by the structure of the tree. To check isomorphism of node-colored trees we additionally use the color of a node to compute a classification number, i.e., we add to each classification vector of a node u the color of u as the last entry of the vector.

► **Theorem 20.** *Given two (unrooted) colored n -node trees T_1 and T_2 , there is an algorithm that outputs if T_1 and T_2 are isomorphic in $O(n + b)$ time using $O(n + b)$ bits exactly if the colors of all nodes of T_1 and T_2 can be written within $O(b)$ bits.*

Proof. We assume w.l.o.g. that both trees are rooted, otherwise we do the same as for uncolored tree, i.e., find the centers of both trees with Lemma 18 and repeat this theorem with the 4 possibilities to choose the correct roots. We start by describing a pre-processing step. We describe this for an n -node tree T . The process is then applied to T_1 and T_2 , respectively. Let $\text{color}(u) \in \{0, 1\}^*$ be the color of a node u in T . First we transform T into a colored ordinal tree (by using Corollary 12) represented by a balanced parenthesis representation.

Our general approach to check isomorphism remains the same, but we have to make sure that two nodes with non-isomorphic maximal subtrees cannot get the same classification number. We do this by adding the color of a node to the classification number, which changes the classification number from a tuple (h_u, q_u) to a triple $(h_u, q_u, \text{color}(u))$, where h_u is the height of u in T , q_u is the number representing the structure of the maximal induced subtree and $\text{color}(u)$ is (as defined) the color of u . The classification vector of the parent v of u includes then the color information of all its children, including u . By our computation of the classification number of v (described in (C)) we ensure that the roots of the two trees get the same classification numbers exactly if their respective colors can be mapped in addition to having isomorphic subtrees.

To maintain the classification numbers and vectors we still use the data schema of Lemma 16, but have to account for the additional space of the colors.

Without modifications the running time increases to $O(n + b)$ due to the construction of the balanced parenthesis representation of the ordinal tree with access to its colors and Lemma 16. For the same reasons our space bound increases to $O(n + b)$ bits. ◀

6 Forest Isomorphism

We now describe how to extend our algorithm to forests. The idea is to perform a problem reduction, from (colored) forest to colored tree isomorphism by carefully transforming the given forests into trees without altering their isomorphic properties. We then solve colored tree isomorphism which is also a solution for forest isomorphism.

A naive approach to transforming a forest into a single tree is to create a new node and connect it to an arbitrary node from each tree in the forest. However, this method is unreliable, as selecting the incorrect node for connection might lead to generating non-isomorphic trees from isomorphic forests, or vice-versa.

To address this, we utilize the fact that the bijective mapping between two isomorphic trees, T and T' , includes a mapping that aligns their centers. These centers can be either *unicentric* (a single node) or *bicentric* (a pair of nodes). In unicentric cases, the mapping

between centers is straightforward and unique. However, in bicentric situations, the correct mapping is ambiguous due to the two possible ways to align the pair of nodes at each center.

To resolve this ambiguity, we introduce a colored unicentric node w whenever a bicentric pair is identified, as per Rule 1 below (see Def. 21 and Fig. 5). This step allows us to connect the unicentric node of each tree in the forest to a new, single node r , effectively forming one comprehensive tree, as defined in Rule 2.

► **Definition 21** (Forest to tree reduction). *Choose a new arbitrary color c .*

Rule 1 *For each connected component with a bicentric pair of nodes $\{u, v\}$, introduce a new c -colored node w , connecting w to both u and v while disconnecting u from v .*

Rule 2 *Insert a c -colored node r and connect it to the center of each connected component.*



■ **Figure 5** Left: a forest where one tree has a center consisting of one node and a tree that has a center consisting of two nodes $\{u, v\}$. Right: The forest transformed to a unique tree, where centers consisting of two nodes are “extended” with a new colored center w and all trees are connected to a colored root r .

We want to remark that all newly introduced nodes have to be colored distinctively from the already existing nodes, in the case we are working with node-colored forests. This coloring ensures that these nodes can only be mapped to other introduced nodes. Consequently, Rule 1 does not alter any tree in a forest in such a way that it becomes isomorphic to a tree in another forest that already possessed a unicentric node. We refer to a reduction of a forest F to a tree T according to Definition 21 as a *tree reduction of F* .

The next lemma shows that our reduction from forest to tree isomorphism preserves their isomorphic property.

► **Lemma 22.** *Two forests F, F' are isomorphic exactly if their respective tree reductions T, T' are isomorphic.*

Proof. To show our claim we proof both directions.

⇒ To demonstrate this implication, we must establish a bijection f' between T and T' . Assume that f is an existing bijection between F and F' .

Observe that our transformation exclusively adds colored nodes, but does not remove any nodes. Our goal is to extend f to f' by incorporating mappings of the newly introduced colored nodes.

First, consider the trees (in the forests F and F') that have a unicentric node. Those trees are mapped by f from F to F' and the same mapping can be used as mapping f' to map these nodes from T to T' . Next, let us consider the trees that are bicentric. Recall that f maps two center nodes u and v of a bicentric tree of F to two center nodes of a bicentric tree u' and v' in F' . Then our construction introduces colored nodes w and w' to T_F and $T_{F'}$, respectively, connected to each of these center nodes. First note that when removing all edges between nodes that form a bicenter in F and F' during the process of creating a tree reduction, the isomorphism f remains a valid isomorphism. Next, our tree reduction introduces respective parent nodes w and w' of $\{u, v\}$ and $\{u', v'\}$. Again, f

can be trivially extended to map w to w' as w and w' have an equal number of isomorphic subtrees. Finally, we add root r and r' to produce T and T' , and simply extending f to map r to r' produces our desired isomorphism f' that maps T to T' .

⇐ To demonstrate this implication, we aim to establish a bijection f between F and F' . Assume that f' is a bijection between T and T' . Then restricting f' to the nodes of F gives us a valid bijection from F to F' .

The transformation introduces mappings in f' between colored nodes. Since no nodes are removed in this process, eliminating these specific colored node mappings from f' yields the bijection f .

Showing both directions concludes our proof. ◀

We now focus on the realization of the reduction rules, i.e., on an algorithm and a data structure representing the tree resulting from the reduction rules of Def. 21. The technical parts and the management of colors are restricted to the proof of Lemma 23, and we focus next on the crucial ideas of our approach.

Recall that a tree can be represented by a balanced parenthesis for which, by Lemma 9, an auxiliary data structure can be created that allows tree navigation. Our goal is to create a balanced parenthesis representation for the tree resulting from the application of our reduction rules.

Concerning our reduction rules, observe that for each vertex v the parenthesis representation of each maximal induced subtree rooted at a child of v is stored in-between the open and the matched closed parenthesis of v . This means that we can realize Rule 2, where we have to introduce a new root node r , by writing an open and closed parenthesis and printing the parenthesis representation of each tree in the forest in-between the open and closed parenthesis of r . Depending on the node with which we start to print the parenthesis representation of each tree in the forest the node becomes the child of r . Hence, we determine the center of the tree first. If it is unicentric we can start printing the balanced representation of the tree starting with the center. Otherwise, it is bicentric consisting of nodes $\{u, v\}$, and we have to apply Rule 1. As described in Rule 1 we have to introduce a new node w , which we do by writing an open parenthesis and print the balanced parenthesis representation of the maximal subtree u and v ignoring the edge $\{u, v\}$, and conclude with a closed parenthesis for w . In the balanced parenthesis representation v and u become children of w and have no edge connecting them, realizing Rule 1.

► **Lemma 23.** *Given an n -node colored forest F with b being the bits used to store all colors, there is a linear-time $O(n + b)$ -bit algorithm computing an $O(n + b)$ -bit data structure that gives access to a tree T obtained from the tree reduction of F (Def. 21) and allows access to the color of each node.*

Proof. We represent the structure of the resulting tree T by using a balanced parenthesis representation. To store the representation we use a bit vector B_T , for which we allocate $(3n + 2)$ -bits. The space requirement arises from $2x$ bits to represent x nodes, another x bits, since we add (by Rule 1 of Def. 21) one node per connected component with a center that is bicentric of which we can have at most $\lfloor x/2 \rfloor$ of, and another 2 bits since we add one node as the new root.

Recall that during the process of constructing a tree reduction we introduce a new color c for the nodes we insert. To distinguish c from the colors already present in F , we represent c with a single bit set to 1, and prepend 0 to all colors of F . This increases the required bits to store all colors by n -bits. We concretely store these new colors in a single bit vector B_C

with $|B_C| = O(n + b)$ combined static space allocation (Section 2), which allows us random access queries to the colors stored in B_C .

We now focus on the construction of the balanced parenthesis representation and assume the data structures above are handled appropriately. We first create a root r by writing an open parenthesis into B_T and write the color c in B_C .

Iterate over the forest, and for each tree determine its center (using Lemma 18), which is either of the form $C_1 = \{v\}$ or $C_2 = \{v, u\}$. In the case of C_1 traverse the respective tree via a DFS to write its parenthesis representation (rooted at v) into B_T and the respective node colors into B_C . In case C_2 first create the artificial node w by writing an open parenthesis into B_T and write c into B_C as the color of w . Then ignoring the edge $\{v, u\}$, which splits the tree into two subtrees, first print the parenthesis representation of the subtree rooted at v followed by the parenthesis representation of the subtree rooted at u . Then, close the parenthesis for w . After dealing with all trees, close the parenthesis for r .

B_T and B_C use $O(n)$ and $O(n + b)$ bits, respectively. The remaining space for variables and pointers is negligible. Thus, constructing the tree reduction F takes $O(n + b)$ time and bits. ◀

By Lemma 23 we can solve colored forest isomorphism as follows. First transform a given forest into its unique colored tree and then solve colored tree isomorphism. We so can conclude the next theorem.

► **Theorem 24.** *Given two colored n -node forests F_1 and F_2 with b being the sum of bits to write down the colors of all nodes of F_1 and F_2 , there is an algorithm that outputs if F_1 and F_2 are isomorphic in linear-time using $O(n + b)$ bits.*

7 Outerplanar Graphs

In this section we address the isomorphism problem for outerplanar graphs. Outerplanar graphs are planar graphs with an embedding such that all vertices are incident to one face, usually called the *outer face*. We start with a simple algorithm for maximal outerplanar graphs, which are outerplanar graphs to which no edge can be added without invalidating (outer)planarity. Afterwards, we address biconnected outerplanar graphs, where biconnected means that the graph remains connected when removing an arbitrary vertex. Finally, we combine the results for biconnected outerplanar graphs with our previous results on trees/forests to solve the isomorphism problem on all outerplanar graphs. We start with some additional preliminaries and useful data structures. Recall that we use n to denote the number of vertices of the graph at hand and m the number of edges.

Partial Embeddings. We require that all outerplanar graphs are *partially embedded*, which we define as being able to distinguish between edges part of the outer face, and edges part of some inner face. Concretely, we require the ability to walk around the outer face. If the graph is given with a geometric/combinatorial embedding, it is trivially partially embedded. Otherwise, we can use the space-efficient algorithm of Kammer and Meintrup [22] to construct and store a partial embedding using $O(n)$ time and bits. Note that the algorithm of Kammer and Meintrup requires the graph to be given via adjacency arrays with crosspointers. Thus, we assume without loss of generality that all graphs of this section are partially embedded.

Block-cut Trees. A block-cut tree of a graph G is a tree representation of the biconnected components of G . More exactly, it contains a *cut node* for each cut vertex of G and a *block node* for each biconnected component, also called a *block*. A cut node is adjacent to a block node exactly if it is contained in the block the respective block node represents. Note that

each cut node is adjacent to at least two block nodes. Due to Kammer et al. [35] we know there exists an algorithm that finds all cut vertices of a given graph G and constructs a compact representation of the block-cut tree. In particular, the data structure they construct allows iterating over the nodes of the block-cut tree in DFS order and output the block and cut vertex the respective nodes represent. In addition, each block of the block-cut tree can be accessed in isolation, e.g., for a vertex u in a block B we can iterate over all neighbors $N(u) \cap B$ in constant time per element. Their data structure requires $O(n + m)$ time and bits to construct and store. Note that the construction of their data structure requires the input graph to be given via adjacency arrays with crosspointers. We refer to a data structure that allows these operations as a *compact block-cut tree*. Internally the data structure effectively stores a compressed DFS tree together with a special coloring of the vertices and edges. As we work with outerplanar graphs in this section, the number of edges $m = O(n)$. We summarize their results in the following lemma.

► **Lemma 25** ([35]). *Let G be a connected graph with n vertices and m edges. We can construct and store a compact block-cut tree in $O(n + m)$ time and bits.*

Space-efficient subgraph. Combining well known techniques in the field of space-efficient algorithms, we can construct a subgraph data structure G' of a given graph G that allows the following operations, in addition to standard neighborhood operations: adding/removing vertices and adding/removing edges under the stipulation that a vertex/edge can only be added to G' if it is contained in G . In simpler terms: G' must always remain a subgraph of G . The data structure can be stored with $O(n + m)$ bits and all operations run in constant time. It is well known that there exists a constant in-degree (out-degree) *orientation* $\mathcal{O}(G)$ of any given planar graph G , which is constructed by directing each undirected edge of G . It can be constructed in linear time. Combining this orientation with the previously described subgraph data structure enables constant time adjacency queries between any two vertices $u, v \in V(G)$. Such a data structure was previously described by Kammer and Meinrup in [26]. We refer to this combined data structure as *space-efficient dynamic subgraph*.

► **Lemma 26** ([26]). *Let G be a planar graph. A space-efficient dynamic subgraph G' can be constructed and stored for G in $O(n)$ time and bits.*

Duval's algorithm. There is a well-known algorithm due to Duval [48] that takes as input a string $S = (c_1, c_2, \dots, c_k)$ and outputs the index i such that $S' = (c_i, c_{i+1}, \dots, c_1, c_2, \dots, c_{i-1})$ is the lexicographically minimal rotation of S . The algorithm runs in $O(k)$ time and uses $O(\log^2 k)$ bits of auxiliary space. The algorithm does not require that the input string is represented as an array of characters. For this we introduce the definition of so-called virtual string: We call a deterministic function $s : [k] \rightarrow \Sigma$ a *virtual string of S* exactly if $s(i)$ evaluates to the character c_i in string $S = (c_1, c_2, \dots, c_k)$. We require that s can be evaluated in constant time. All our use-cases involve strings where each character can be represented using at a constant number of words in the word-RAM model.

► **Lemma 27.** *(Duval's algorithm [48]) Let S be a string of length k represented by a virtual string s . There is an algorithm that takes as input s and computes the index i of the character c_i of S such that $S' = (c_i, c_{i+1}, \dots, c_1, c_2, \dots, c_{i-1})$ is the lexicographically minimal rotation of S . The algorithm runs in $O(k)$ time and uses $O(\log^2 k)$ bits of auxiliary space*

7.1 Warm up: Maximal Outerplanar Graphs

As mentioned, maximal outerplanar graphs are outerplanar graphs to which no additional edges can be added without invalidating (outer)planarity. Due to Beyer and Mitchell [33] an algorithm exists that takes a maximal outerplanar graph and computes a string representation, such that for any two maximal outerplanar graphs G and G' , the string representation is the same exactly if G and G' are isomorphic. This is referred to as a *canonical representation*. The algorithm makes use of the fact that every biconnected outerplanar graphs has a unique hamilton cycle (all maximal outerplanar graphs are biconnected), where a *hamilton cycle* is a simple cycle in the graph that contains all vertices. In biconnected outerplanar graphs this is simply a walk around the outer face in clockwise or counterclockwise order. For a maximal outerplanar graph G Beyer and Mitchell's algorithm first computes a hamilton cycle H . Then a so-called *degree sequence* S of H is computed, such that S is a representation of H that only stores the degree of each vertex instead of the vertex itself.

Beyer and Mitchell showed that S is canonical when taking into account possible rotation and reversal of the hamilton cycle. To test isomorphism between two maximal outerplanar graphs G and G' , they describe an algorithm that first computes a degree sequence S and S' of G and G' , respectively. Then, the sequences are checked for equality, such that two sequences are defined as equal if one of them can be rotated and/or reversed to be equal to the other. We replace the final step with an arguably simpler procedure (which effectively does the same). Among all possible rotations and reversals of a degree sequence S we denote with S_{\min} the lexicographically minimal such degree sequence. The lexicographically minimal degree sequence gives us a canonical representation. Isomorphism can then be solved by simply comparing lexicographically minimal degree sequences directly.

In the following let G be a maximal outerplanar graph. Simply storing degree sequences requires $\Theta(n \log n)$ bits, as we must store the degree of n vertices. To reduce the space to $O(n)$, we store each value as a self-delimiting number. As the sum of all degrees in a maximal outerplanar graph is $O(n)$, this requires $O(n)$ bits. To compute the lexicographically minimal degree sequence S_{\min} we first compute two sequences S_{cw} and S_{cc} , via a walk on the outer face in clockwise and counterclockwise direction, respectively. Then, we compute the respective lexicographically minimal rotation S'_{cw} and S'_{cc} using Duval's algorithm (Lemma 27). Then $S_{\min} = \min\{S'_{\text{cw}}, S'_{\text{cc}}\}$. The respective initial degree sequences are computed by a simple walk around the outer face. For this we need to know *outer edges*, i.e., the edges incident to the outer face. The sketched algorithm requires a partial embedding of G . As mentioned, one can compute such an embedding space-efficiently [22].

We want to remark that for maximal outerplanar graphs we can show a much simpler space-efficient partial embedding algorithm, presented as the next lemma.

► **Lemma 28.** *Let $G = (V, E)$ be a maximal outerplanar graph. We can compute and store a partial embedding of G in $O(n)$ time and bits.*

Proof. In the following we make use of the well-known fact that maximal outerplanar graphs contain at least 2 vertices of degree 2.

We require the following variables. First, a choice dictionary (Lemma 2) Q that acts as a queue of vertices of degree 2, initially containing all such vertices of G . Secondly, two choice dictionaries F_{inner} and F_{outer} used for marking edges as either "inner" or "outer", initially these two choice dictionaries are empty. And thirdly, a dynamic space-efficient subgraph data structure (Lemma 26) storing a subgraph G' of G . Initially $G' = G$. We then iteratively pop vertices u from Q (until $Q = \emptyset$) and do the following procedure: let v, w be the neighbors of u in G' . Add the edge $\{u, v\}$ to F_{outer} if it is not contained in F_{inner} , and analogously

for edge $\{u, w\}$. Then, add the edge $\{w, v\}$ to F_{inner} . Note that this edge exists as all inner faces of a maximal outerplanar graph contain exactly 3 vertices. Remove the edges $\{u, v\}$ and $\{u, w\}$ from G' . Update Q by adding u and w exactly if their respective degrees equals 2 in G' . Note that after each iteration the graph G' remains maximal outerplanar (we view isolated vertices in G' as deleted). This means we always find a vertex of degree 2 in the next iteration (or we are finished).

Once this procedure terminates, F_{outer} contains all edges part of the outer face, and F_{inner} contains all other edges. Each iteration of the aforementioned loop requires $O(1)$ time and there are $O(n)$ iterations total. All data structures require $O(n)$ bits. ◀

Using the previous lemma we can easily implement the outlined algorithm to compute a canonical representation $G_{\text{can}} = S_{\text{min}}$ of a maximal outerplanar graph in linear time and bits.

► **Theorem 29.** *Let G be a maximal outerplanar graph. We can compute and store a canonical representation G_{can} of G in $O(n)$ time and bits.*

A simple isomorphism algorithm follows by comparing the canonical representations.

► **Corollary 30.** *Let G and G' be two maximal outerplanar graphs. We can test isomorphism of G and G' in $O(n)$ time and bits.*

Proof. Using Theorem 29, compute canonical representations G_{can} and G'_{can} of G and G' , respectively. Then G and G' are isomorphic exactly if their canonical representations are equal. ◀

7.2 Biconnected Outerplanar Graphs

We continue with biconnected outerplanar graphs. Recall that a biconnected graph is a connected graph where the removal of any single vertex does not disconnect the graph. On a high level, we handle biconnected outerplanar graphs similar as maximal outerplanar graphs: we compute a canonical representation based on a hamilton cycle. Contrary to maximal outerplanar graphs, where the simple degree sequence uniquely identifies isomorphic graphs, this is not the case for biconnected outerplanar graphs. Colbourn and Booth [32] showed the following canonical representation of biconnected outerplanar graphs, which we show how to construct and store space-efficiently. Let G be a biconnected outerplanar graph. First, construct a hamilton cycle H of G . For two vertices $u, v \in V(G)$ denote with *hamilton distance* $h(u, v)$ the length of a shortest path between u and v that uses only outer edges. To construct a canonical representation G_{can} of G replace each vertex u in H with the sequence $S_u = (h(u, v) : v \in N(u))$, ordered in increasing values. We refer to this as a *hamilton-distance sequence*. Colbourn and Booth showed that such a hamilton-distance sequence is canonical, up to the choice of the start vertex and clockwise or counterclockwise direction of the hamilton cycle. Analogous to the technique used for constructing a canonical representation for maximal outerplanar graphs, simply choosing the lexicographically smallest hamilton distance sequence produces a canonical representation G_{can} of G . This again can easily be achieved using Duval's algorithm (Lemma 27).

Using a standard representation the sequence requires $\Theta(n \log n)$ bits to be stored. Contrary to the canonical representation for maximal outerplanar graphs we can not use self-delimiting number to store each number in the hamilton distance sequence, as the sum of distances is $\omega(n)$ in some biconnected outerplanar graphs. Instead, we use a technique based on balanced parentheses to encode the distances, which we refer to as *compact hamilton-distance sequence*. Intuitively, each hamilton distance of a vertex u to a vertex v that is

contained in the hamilton-distance sequence is encoded compactly as a pair of matching parenthesis in a balanced parenthesis string such that their distance in the string is equal (omitting negligible additional calculations) to the hamilton distance of u and v . A compact hamilton-distance sequence P that represents a hamilton-distance sequence H allows us to construct a virtual string h of H . We then use h to compute the start index of a lexicographically minimal rotation H' of H . Additional details are delegated to the proof of the following lemma. As we later require to also encode colored biconnected outerplanar graphs, we trivially extend Colbourn and Booth's algorithm to allow this.

► **Lemma 31.** *Let G be a vertex-colored biconnected outerplanar graph such that all colors require b bits total to be stored. We can construct and store a canonical representation G_{can} of G in $O(n + b)$ time and bits.*

Proof. We start by describing an algorithm to construct a balanced parenthesis string P over the universe $\{[,], (,)\}$ such that P is a compact hamilton-distance sequence of G . The sequence P is built incrementally. Initially $P = \emptyset$. In the following we denote with $N^*(u)$ the set of neighbors of a vertex $u \in V$ that are connected to u via an inner edge. We first mark each vertex of V as unvisited. To construct P we walk around the outer face of G and for each vertex $u \in V$ we first add a '[' to P . Then, for each $v \in N^*(u)$, we do the following: if v was already visited during our aforementioned walk, add a ')' to P , otherwise add a '(to P . Once all neighbors are processed this way, add ']' to P and mark u as visited. Do this procedure until all vertices of $V(G)$ are visited.

The runtime of the algorithm is linear in the number of edges of G which is $O(n)$. The string P contains $O(n)$ elements over the universe $\{[,], (,)\}$ and thus uses $O(n)$ bits. To mark vertices as visited or unvisited a simple bit vector suffices. To handle the colors simple store the color of each vertex $u \in V(G)$ in the sequence P directly after processing $N^*(u)$. This uses an additional $O(b)$ time and bits.

Using the data structure of Lemma 9 we can evaluate the distance between matching pairs of parenthesis in constant time. Recall that the data structure can easily be extended to allow different types of parenthesis (Section 4). This directly gives a virtual string representation h of a hamilton distance sequence H . We then use h to compute the start vertex of a lexicographically minimal hamilton distance sequence H' of H . Let u be the computed start vertex. We then run the algorithm described in the first paragraph again, this time starting at vertex u . The balanced parenthesis string P' computed from this then represents H' .

We must do this entire process twice: once based on a walk around the outer face in clockwise and once based on a walk in counterclockwise direction. Assume that P_{cw} and P_{cc} are the respectively balanced parenthesis strings for each direction. We then choose $G_{can} = \min\{P_{cw}, P_{cc}\}$. In total, this requires $O(n + b)$ time and bits. ◀

7.3 Outerplanar Graphs

We now generalize the previous section from biconnected outerplanar graphs to connected outerplanar graphs. We first sketch the idea of an isomorphism algorithm for outerplanar graphs. Roughly speaking, we reduce the problem of testing the isomorphism of two connected outerplanar graphs G and G' to testing the isomorphism of the respective block-cut trees T and T' . An algorithm due to Booth and Colbourn [32] first computes such block-cut trees, and then color each node that represents a block B with the hamilton distance sequence of B . One can then simply use a colored tree isomorphism algorithm on the respective colored block-cut trees. Our space-efficient algorithm works almost analogously: we compute a compact block-cut tree representation T and T' of G and G' , respectively. We then construct

respective colored block-cut trees, stored using a parenthesis representation together with the canonical representation of Lemma 31 as the respective colors assigned to nodes of the tree. Afterwards, we can use the colored tree isomorphism algorithm of Theorem 20. In the case that the two given outerplanar graphs are not connected, we instead use the algorithm of Theorem 24 for colored forests on the forest of block-cut trees. Missing details are delegated to the proof.

► **Theorem 32.** *Let G and G' be two partially embedded outerplanar graphs. We can answer if G is isomorphic to G' using $O(n)$ time and bits.*

Proof. We describe the algorithm in three phases. The first two phases are only described for the graph G . It works analogously for G' . We assume that neither G nor G' is biconnected, as otherwise we can directly use Lemma 31.

Finding a canonical root block B_r . We first require to find a canonical root block of the block-cut tree. For this we use the following simple algorithm. Construct a compact block-cut tree T of G using Lemma 25. Using Lemma 18 find the center of T . If the center consists of two nodes, one node must be a block node representing some block B . This is due to each block node being adjacent to only cut node, and vice-versa. Then B is our root-block B_r . If the center consists of one node w , then w might either be a cut node or block node. If w is a cut node, we introduce a single dummy vertex u_{dummy} to $V(G)$ that is adjacent to only the cut vertex u_w represented by node w . We then use the block $B_r = \{u_{\text{dummy}}, u_w\}$ of G as our root block. Note that the dummy vertex u_w can be trivially stored using $O(\log n)$ bits, together with the newly introduced block B_r . In the case that the node w is a block node, we simply use the block mapped to w as our root-block B_r .

Constructing a parenthesis representation. Assume we have found the root block B_r of G as described in the previous paragraph. Starting at an arbitrary vertex $u \in B_r$, construct a compact block-cut tree T of G . Due to our choice of start vertex this block-cut tree is now rooted at B_r . We iteratively build a parenthesis representation P . Initially, P is an empty bit vector which we view as a stack. Traverse T in recursive DFS-order and when encountering a node w of T do the following:

- w is block node: Let B be the block represented by w and let $u \in B$ be the cut vertex represented by the parent node w' of w (if it exists). Color the vertices of $B \setminus \{u\}$ that are cut vertices in G as **cut** and the other vertices of $B \setminus \{u\}$ as **normal**. If the vertex u exists, color it as **parent-cut**. Use Lemma 31 to construct a (colored) canonical representation B_{can} of B . Push an opening parenthesis on P followed by a bit indicating that w is a block node and then followed by B_{can} and recursively traverse each child node w'' of w . Note that each child node w'' of w is a cut node representing a cut vertex $v \in B$. We continue the recursion such that the ordering of the cut vertices v around the hamilton cycle of B_{can} is respected. When returning from the recursion, add a closing parenthesis to P .
- w is a cut vertex node: We add an opening parenthesis to P followed by a bit indicating that w is a cut vertex. Recursively continue for all child nodes w' of w in an arbitrary order. When returning from the recursion, add a closing parenthesis to P .

Testing for isomorphism. Assume parenthesis representations P and P' are constructed for G and G' , respectively, as outlined in the previous paragraph. We can now directly use Theorem 20 to test for isomorphism, with a small change: nodes of P (and P') are partially ordered, and this ordering must be respected. Nodes w' that are children of a block node w have their ordering fixed during the construction. To accommodate this one must simply skip the sorting the children of w during the algorithm of Theorem 20.

Each phase runs in linear time and uses $O(n)$ bits total. The correctness was shown in [32]. ◀

References

- 1 F. Kammer, J. Meintrup, A. Sajenko, Sorting and ranking of self-delimiting numbers with applications to tree isomorphism, in: Proc. of the 34th International Workshop on Combinatorial Algorithms (IWOCA 2023), Vol. 13889 of Lecture Notes in Computer Science, Springer, 2023, pp. 356–367. doi:10.1007/978-3-031-34347-6_30.
- 2 C. Irmiger, H. Bunke, Decision tree structures for graph database filtering, in: Structural, Syntactic, and Statistical Pattern Recognition, Springer, 2004, pp. 66–75. doi:10.1007/978-3-540-27868-6.
- 3 H. S. Baird, Y. E. Cho, An artwork design verification system, in: Proc. 12th conference on Design (DAC 1975), IEEE, 1975, p. 414–420.
- 4 T. Asano, A. Elmasry, J. Katajainen, Priority queues and sorting for read-only data, in: Proc. 10th International Conference on Theory and Applications of Models of Computation (TAMC 2013), Vol. 7876 of Lecture Notes in Computer Science, Springer, 2013, pp. 32–41. doi:10.1007/978-3-642-38236-9_4.
- 5 A. Borodin, S. A. Cook, A time-space tradeoff for sorting on a general sequential model of computation, SIAM J. Comput. 11 (2) (1982) 287–297. doi:10.1137/0211022.
- 6 T. M. Chan, Comparison-based time-space lower bounds for selection, ACM Trans. Algorithms 6 (2) (2010) 26:1–26:16. doi:10.1145/1721837.1721842.
- 7 G. N. Frederickson, Upper bounds for time-space trade-offs in sorting and selection, J. Comput. Syst. Sci. 34 (1) (1987) 19–26. doi:10.1016/0022-0000(87)90002-X.
- 8 T. Hagerup, Sorting and searching on the word RAM, in: Proc. 15th Annual Symposium on Theoretical Aspects of Computer Science (STACS 98), Vol. 1373 of Lecture Notes in Computer Science, Springer, 1998, pp. 366–398. doi:10.1007/BFb0028575.
- 9 E. J. Isaac, R. C. Singleton, Sorting by address calculation, J. ACM 3 (3) (1956) 169–174. doi:10.1145/320831.320834.
- 10 D. E. Knuth, The art of computer programming, , Volume III, 2nd Edition, Addison-Wesley, 1998.
- 11 J. Pagter, T. Rauhe, Optimal time-space trade-offs for sorting, in: Proc. 39th Annual Symposium on Foundations of Computer Science (FOCS 1998), IEEE Computer Society, 1998, pp. 264–268. doi:10.1109/SFCS.1998.743455.
- 12 P. Beame, A general sequential time-space tradeoff for finding unique elements, SIAM J. Comput. 20 (2) (1991) 270–277.
- 13 R. Pagh, J. Pagter, Optimal time-space trade-offs for non-comparison-based sorting, in: Proc. 13th Annual ACM-SIAM Symposium on Discrete Algorithms (SODA 2002), ACM/SIAM, 2002, pp. 9–18.
- 14 Y. Han, Sorting real numbers in $O(n\sqrt{\log n})$ time and linear space, Algorithmica 82 (4) (2020) 966–978. doi:10.1007/s00453-019-00626-0.
- 15 R. Raman, V. Raman, S. S. Rao, Succinct indexable dictionaries with applications to encoding k-ary trees and multisets, in: Proc. 13th Annual ACM-SIAM Symposium on Discrete Algorithms (SODA 2002), ACM/SIAM, 2002, pp. 233–242.
- 16 T. Asano, T. Izumi, M. Kiyomi, M. Konagaya, H. Ono, Y. Otachi, P. Schweitzer, J. Tarui, R. Uehara, Depth-first search using $O(n)$ bits, in: Proc. 25th International Symposium on Algorithms and Computation (ISAAC 2014), Vol. 8889 of LNCS, Springer, 2014, pp. 553–564. doi:10.1007/978-3-319-13075-0_44.
- 17 N. Banerjee, S. Chakraborty, V. Raman, S. R. Satti, Space efficient linear time algorithms for bfs, dfs and applications, Theor. Comp. Sys. 62 (8) (2018) 1736–1762. doi:10.1007/s00224-017-9841-2.

- 18 A. Elmasry, T. Hagerup, F. Kammer, Space-efficient basic graph algorithms, in: Proc. 32nd International Symposium on Theoretical Aspects of Computer Science (STACS 2015), Vol. 30 of LIPIcs, Schloss Dagstuhl – Leibniz-Zentrum für Informatik, 2015, pp. 288–301. doi:10.4230/LIPIcs.STACS.2015.288.
- 19 T. Hagerup, Space-efficient DFS and applications to connectivity problems: Simpler, leaner, faster, *Algorithmica* 82 (4) (2020) 1033–1056. doi:10.1007/s00453-019-00629-x.
- 20 J. Barbay, L. C. Aleardi, M. He, J. I. Munro, Succinct representation of labeled graphs, *Algorithmica* 62 (1) (2012) 224–257. doi:10.1007/s00453-010-9452-7.
- 21 T. Hagerup, F. Kammer, M. Laudahn, Space-efficient euler partition and bipartite edge coloring, *Theor. Comput. Sci.* 754 (2019) 16–34. doi:10.1016/j.tcs.2018.01.008.
- 22 F. Kammer, J. Meintrup, Succinct planar encoding with minor operations, in: Proc. 34th International Symposium on Algorithms and Computation, (ISAAC 2023), Vol. 283 of LIPIcs, Schloss Dagstuhl - Leibniz-Zentrum für Informatik, 2023, pp. 44:1–44:18. doi:10.4230/LIPIcs.ISAAC.2023.44.
- 23 J. Choudhari, M. Gupta, S. Sharma, Nearly optimal space efficient algorithm for depth first search, *CoRR abs/1810.07259* (2018). arXiv:1810.07259.
- 24 S. Datta, R. Kulkarni, A. Mukherjee, Space-efficient approximation scheme for maximum matching in sparse graphs, in: Proc. 41st International Symposium on Mathematical Foundations of Computer Science (MFCS 2016), Vol. 58 of LIPIcs, Schloss Dagstuhl – Leibniz-Zentrum für Informatik, 2016, pp. 28:1–28:12. doi:10.4230/LIPIcs.MFCS.2016.28.
- 25 T. Izumi, Y. Otachi, Sublinear-Space Lexicographic Depth-First Search for Bounded Treewidth Graphs and Planar Graphs, in: 47th International Colloquium on Automata, Languages, and Programming (ICALP 2020), Vol. 168, 2020, pp. 67:1–67:17. doi:10.4230/LIPIcs.ICALP.2020.67.
- 26 F. Kammer, J. Meintrup, Space-efficient graph coarsening with applications to succinct planar encodings, in: 33rd International Symposium on Algorithms and Computation, ISAAC 2022, Vol. 248, 2022, pp. 62:1–62:15. doi:10.4230/LIPIcs.ISAAC.2022.62.
- 27 F. Kammer, J. Meintrup, A. Sajenko, Space-efficient vertex separators for treewidth, *Algorithmica* 84 (9) (2022) 2414–2461. doi:10.1007/s00453-022-00967-3.
- 28 K. Heeger, A.-S. Himmel, F. Kammer, R. Niedermeier, M. Renken, A. Sajenko, Multistage graph problems on a global budget, *Theoretical Computer Science* 868 (2021) 46–64. doi:https://doi.org/10.1016/j.tcs.2021.04.002.
- 29 F. Kammer, A. Sajenko, Space efficient (graph) algorithms, <https://github.com/thm-mni-ii/sea> (2018).
- 30 A. V. Aho, J. E. Hopcroft, J. D. Ullman, *The Design and Analysis of Computer Algorithms*, Addison-Wesley, 1974.
- 31 S. Lindell, A logspace algorithm for tree canonization (extended abstract), in: Proc. 24th Annual ACM Symposium on Theory of Computing (STOC 1992), ACM, 1992, pp. 400–404. doi:10.1145/129712.129750.
- 32 C. J. Colbourn, K. S. Booth, Linear time automorphism algorithms for trees, interval graphs, and planar graphs, *SIAM Journal on Computing* 10 (1) (1981) 203–225. doi:10.1137/0210015.
- 33 T. Beyer, W. Jones, S. L. Mitchell, Linear algorithms for isomorphism of maximal outerplanar graphs, *J. ACM* 26 (4) (1979) 603–610. doi:10.1145/322154.322155.
- 34 T. Baumann, T. Hagerup, Rank-select indices without tears, in: Proc. 16th International Symposium on Algorithms and Data Structures (WADS 2019), Vol. 11646 of Lecture Notes in Computer Science, Springer, 2019, pp. 85–98. doi:10.1007/978-3-030-24766-9_7.
- 35 F. Kammer, D. Kratsch, M. Laudahn, Space-efficient biconnected components and recognition of outerplanar graphs, *Algorithmica* 81 (3) (2019) 1180–1204. doi:10.1007/s00453-018-0464-z.
- 36 T. Hagerup, A Constant-Time Colored Choice Dictionary with Almost Robust Iteration, in: Proc. 44th International Symposium on Mathematical Foundations of Computer Science

- (MFCS 2019), Vol. 138 of LIPIcs, Schloss Dagstuhl – Leibniz-Zentrum für Informatik, Dagstuhl, Germany, 2019, pp. 64:1–64:14. doi:10.4230/LIPIcs.MFCS.2019.64.
- 37 F. Kammer, A. Sajenko, Simple 2^f -color choice dictionaries, in: Proc. 29th International Symposium on Algorithms and Computation (ISAAC 2018), Vol. 123 of LIPIcs, Schloss Dagstuhl – Leibniz-Zentrum für Informatik, 2018, pp. 66:1–66:12. doi:10.4230/LIPIcs.ISAAC.2018.66.
- 38 P. Elias, Efficient storage and retrieval by content and address of static files, *J. ACM* 21 (2) (1974) 246–260. doi:10.1145/321812.321820.
- 39 G. Jacobson, Space-efficient static trees and graphs, in: Proc. 30th Annual Symposium on Foundations of Computer Science (FOCS 1989), IEEE Computer Society, 1989, pp. 549–554. doi:10.1109/SFCS.1989.63533.
- 40 T. Katoh, K. Goto, In-place initializable arrays, *Theor. Comput. Sci.* 916 (2022) 62–69. doi:10.1016/j.tcs.2022.03.004.
- 41 T. H. Cormen, C. E. Leiserson, R. L. Rivest, C. Stein, *Introduction to Algorithms*, 3rd Edition, MIT Press, 2009.
- 42 J. I. Munro, V. Raman, Succinct representation of balanced parentheses, static trees and planar graphs, in: Proc. 38th Annual Symposium on Foundations of Computer Science, (FOCS 1997), IEEE Computer Society, 1997, pp. 118–126. doi:10.1109/SFCS.1997.646100.
- 43 G. Navarro, *Compact Data Structures: A Practical Approach*, Cambridge University Press, 2016. doi:10.1017/CB09781316588284.
- 44 S. Buss, Alogtime algorithms for tree isomorphism, comparison, and canonization, in: Proc. 5th Kurt Godel Colloquium on Computational Logic and Proof Theory (KGC 1997), Vol. 1289 of LNCS, Springer, 1997, pp. 18–33.
- 45 M. He, J. I. Munro, Y. Nekrich, S. Wild, K. Wu, Distance Oracles for Interval Graphs via Breadth-First Rank/Select in Succinct Trees, in: 31st International Symposium on Algorithms and Computation (ISAAC 2020), Vol. 181 of Leibniz International Proceedings in Informatics (LIPIcs), Schloss Dagstuhl–Leibniz-Zentrum für Informatik, Dagstuhl, Germany, 2020, pp. 25:1–25:18. doi:10.4230/LIPIcs.ISAAC.2020.25.
- 46 A. Farzan, J. I. Munro, A uniform paradigm to succinctly encode various families of trees, *Algorithmica* 68 (1) (2014) 16–40. doi:10.1007/s00453-012-9664-0.
- 47 F. Harary, *Graph theory*, Addison-Wesley, 1991.
- 48 J. Pierre Duval, Factorizing words over an ordered alphabet, *Journal of Algorithms* 4 (4) (1983) 363–381. doi:10.1016/0196-6774(83)90017-2.