

Double/Debiased Machine Learning for Dynamic Treatment Effects

Greg Lewis
Microsoft Research

GLEWIS@MICROSOFT.COM

Vasilis Syrgkanis
Microsoft Research

VASY@MICROSOFT.COM

Abstract

We consider the estimation of treatment effects in settings when multiple treatments are assigned over time and treatments can have a causal effect on future outcomes. We formulate the problem as a linear state space Markov process with a high dimensional state and propose an extension of the double/debiased machine learning framework to estimate the dynamic effects of treatments. Our method allows the use of arbitrary machine learning methods to control for the high dimensional state, subject to a mean square error guarantee, while still allowing parametric estimation and construction of confidence intervals for the dynamic treatment effect parameters of interest. Our method is based on a sequential regression peeling process, which we show can be equivalently interpreted as a Neyman orthogonal moment estimator. This allows us to show root-n asymptotic normality of the estimated causal effects.

Keywords: dynamic treatment regime, high-dimensional, treatment effects, double machine learning

1. Introduction

Improving outcomes often requires multiple treatments: patients may need a course of drugs to manage or cure a disease, soil may need multiple additives to improve fertility, companies may need multiple marketing efforts to close the sale. To make data-driven decisions, policy-makers need precise estimates of what will happen when a new policy is pursued. Because of its importance, this topic has been studied by many communities and under multiple regimes and formulations; examples include the field of reinforcement learning Sutton and Barto (1998), longitudinal analysis in biostatistics Bang and Robins (2005), the dynamic treatment regime in causal inference and adaptive clinical trials Lei et al. (2012).

This paper offers a new method for estimating and making inferences about the counterfactual effect of a new treatment policy. Our method is designed to work with observational data, in an environment with multiple treatments (either discrete or continuous), and a high-dimensional state. Valid causal inference is necessary to correctly attribute changes in outcomes to the different treatments applied. But it is more challenging than in a static context, since there are multiple causal pathways from treatments to subsequent outcomes (e.g. directly, or by changing future states, or by affecting intermediate outcomes, or by influencing future treatments).

Our contribution is to extend existing results in the field of semi-parametric inference Neyman (1979); Robinson (1988); Ai and Chen (2003); Chernozhukov et al. (2016); Chernozhukov et al.

(2018) to a semi-parametric Markovian model with flexible high-dimensional state. We propose an estimation algorithm that estimates the dynamic effects of interest, from observational data, at parametric root- n rates. We prove asymptotic normality of the estimates, even when the state is high-dimensional and machine learning algorithms are used to control for indirect effects of the state, as opposed to effects stemming from the treatments. Our formulation can be viewed as a dynamic version of Robinson’s classic partial linear model in semi-parametric inference Robinson (1988), where the controls evolve over time and are affected by prior treatments. Our estimation algorithm builds upon and generalizes the recent work of Chernozhukov et al. (2018, 2017) to estimate not only contemporaneous effects, but also dynamic effects over time. In particular, we propose a sequential residualization approach, where the effects at every period are estimated in a Neyman orthogonal manner and then peeled-off from the outcome, so as to define a new “calibrated” outcome, which will be used to estimate the effect of the treatment in the previous period.

Our work is also closely related to the work on doubly robust estimation in longitudinal data analysis and in offline policy evaluation in reinforcement learning Nie et al. (2019); Thomas and Brunskill (2016); Petersen et al. (2014); Kallus and Uehara (2019b,a). However, one crucial point of departure from all of these works is that we formulate minimal parametric assumptions that allow us to avoid non-parametric rates or high-variance estimation. Typical fully non-parametric approaches in off-policy evaluation in dynamic settings, requires the repeated estimation of inverse propensity weights at each step, which leads to a dependence on quantities that can be very ill-posed in practice, such as the product of the ratios of states under the observational and the target policy. Moreover, these approaches are typically restricted to discrete states and actions. Our goal is to capture settings where the treatment can also be continuous (investment level, price discount level, drug dosage), and the state contains many continuous variables and is potentially high dimensional. Inverse propensity weighting approaches, though more robust in terms of the assumptions that they make on the model, can be quite prohibitive in these settings even in moderately large data sets.

Our work is very closely related to the bio-statistics literature on estimating causal effects in the dynamic treatment regime or in structural nested models (see Vansteelandt and Sjolander (2016) for a recent overview). In particular, our identification strategy for dynamic treatment effects is a variant of the well-studied g -formula and g -estimation for structural nested models (SNMs) Robins (1986); Robins et al. (1992); Robins (1994); Robins and Ritov (1997); Robins et al. (2000); Lok and DeGruttola (2012); Vansteelandt et al. (2014). Our model can be best viewed as a variant of linear structural nested mean models Robins (1994), that allows for both continuous and discrete treatments applied at each time period. Our identification strategy is analogous to the identification strategy proposed to such models (see e.g. Section 3.2 of Vansteelandt and Sjolander (2016)). The aforementioned works have provided doubly robust estimators for this setting. Our work proposes an orthogonal moment estimator for this setup that reduces to simple regression and classification oracles that can be solved with arbitrary machine learning methods. Thus enabling the use of machine learning for estimation of these models in high-dimensional state space/control variable setting. Moreover, under an appropriate sample-splitting scheme, we provide finite sample mean-squared error rates and prove root- n -asymptotic normality under assumptions only on the mean-squared-error achieved by these machine learning oracles. Further we provide extensions to the case of a single time-series dataset, as opposed to cross-sectional time-series, as well as extensions to linear structural nested models with heterogeneous coefficients.

2. Model and Preliminaries

We consider a partially linear state space Markov decision process $\{X_t, T_t, Y_t\}_{t=1}^m$, where $X_t \in \mathbb{R}^p$ is the state at time t , $T_t \in \mathbb{R}^d$ is the action or treatment at time t and $Y_t \in \mathbb{R}$ is an observed outcome of interest at time t . We assume that these variables are related via a linear Markovian process:

$$\begin{aligned} \forall t \in \{1, \dots, m\} : \quad & X_t = A \cdot T_{t-1} + B \cdot X_{t-1} + \eta_t \\ & T_t = p(T_{t-1}, X_t) + \zeta_t \\ & Y_t = \theta'_0 T_t + \mu' X_t + \epsilon_t \end{aligned} \tag{1}$$

where η_t, ζ_t and ϵ_t are exogenous mean-zero random shocks, independent of all contemporaneous and lagged treatments and states, that for simplicity we assume are each drawn i.i.d. across time with $T_0 = X_0 = 0$. In Section 7 we show that our results generalize to more complex Markovian models, but for simplicity of exposition we focus on this simplified version, as it captures all the complexities needed to highlight our main contributions.

Our goal is to estimate the effect of a change in the treatment policy on the final outcome Y_m . More concretely, suppose that were to make an intervention and set each of the treatments to some sequence of values: $\{\tau_1, \dots, \tau_m\}$, then what would be the expected difference in the final outcome Y_m as compared to some baseline policy? For simplicity and without loss of generality, we will consider the baseline policy to be setting all treatments to zero. We will denote this expected difference as: $V(\tau_1, \dots, \tau_m)$. Equivalently, we can express the quantity we are interested in do-calculus: if we denote with $R(\tau) = \mathbb{E}[Y_m \mid do(T_1 = \tau_1, \dots, T_m = \tau_m)]$, then $V(\tau) = R(\tau) - R(0)$. In Appendix A, we will also analyze the estimation of the effect of adaptive counterfactual treatment policies, where the treatment at each step can be a function of the state.

2.1 Characterization via Dynamic Effects

Our first observation is that we can decompose the quantity $V(\tau)$ into the estimation of the *dynamic treatment effects*: if we were to make an intervention and increase the treatment at period $m - \kappa$ by 1 unit, then what is the change θ_κ in the outcome Y_m , for $\kappa \in \{0, \dots, m\}$; assuming that we set all subsequent treatments to zero (or equivalently to some constant value). This quantity is the effect in the final outcome, that does not go through the changes in the subsequent treatments, due to our observational Markovian treatment policy, but only the part of the effect that goes through changes in the state space X_t , that is not part of our decision process. This effect can also be expressed in terms of the constants in our Markov process as:

$$\forall \kappa \in \{1, \dots, m-1\} : \theta_\kappa = \mu' B^{\kappa-1} A \tag{2}$$

Then we have the following lemma:

Lemma 1 *The counterfactual value function $V : \mathbb{R}^{d \cdot m} \rightarrow \mathbb{R}$, can be expressed in terms of the dynamic treatment effects as:*

$$V(\tau_1, \dots, \tau_m) = \sum_{\kappa=0}^{m-1} \theta'_\kappa \tau_{m-\kappa} \tag{3}$$

Proof Observe that by repeatedly expanding the state space in terms of the previous state and action pairs we can write that under any non-state dependent sequence of interventions τ_1, \dots, τ_m , the counterfactual value of the state at time m , $X_m^{(\tau)}$ can be written as:

$$X_m^{(\tau)} = \sum_{\kappa=1}^{m-1} B^{\kappa-1} A \cdot \tau_{m-\kappa} + \delta_m$$

where δ_t is a linear function of the mean-zero exogenous random shocks at all periods. Thus under intervention τ , the final outcome is distributed according to the random variable:

$$Y_m^{(\tau)} = \theta'_0 \tau_m + \sum_{\kappa=1}^{m-1} \theta'_\kappa \tau_{m-\kappa} + \mu' \delta_m + \epsilon_t$$

Since $V(\tau)$ is the expected difference of this counterfactual final outcome and the counterfactual final outcome when $\tau = 0$, and since δ_t is mean-zero conditional on any exogenous sequence of interventions that do not depend on the state or prior actions, we get the desired result. \blacksquare

Thus to estimate the function V , it suffices to estimate the dynamic treatment effects: $\theta_0, \dots, \theta_m$.

3. Identification of Dynamic Effects

We first start by showing that the parameters $\theta_0, \dots, \theta_m$ are identifiable from the observational data. Identification is not immediately obvious. Write the final outcome as a linear function of all the treatments and the initial state:

$$Y_m = \sum_{\kappa=0}^{m-1} \theta'_\kappa T_{m-\kappa} + \mu' \delta_m + \epsilon_m \quad (4)$$

The shock δ_m contains components that are heavily correlated with the treatments, since the shocks at period t affect the state at period $t + 1$, which in turn affect the observed treatment at period $t + 1$. In other words, if we view the problem as a simultaneous treatment problem, where the final outcome is the outcome, then we essentially have a problem of unmeasured confounding (implicitly because we ignored the intermediate states).

However, we show that these dynamic effects can be identified from the observational data via a sequential peeling process, which as we show in the next section, leads to an estimation strategy that achieves parametric rates. This is one of the main contributions of the paper.

Theorem 2 *The dynamic treatment effects are identified from the observational data via the following set of conditional moment restrictions: $\forall q \in \{0, \dots, m\}$*

$$\mathbb{E}[\bar{Y}_{m,m-q} - \theta_q T_{m-q} - \mu' B^q X_{m-q} \mid T_{m-q}, X_{m-q}] = 0$$

where: $\bar{Y}_{m,m-q} = Y_m - \sum_{\kappa=0}^{q-1} \theta_\kappa T_{m-\kappa}$.

Proof By repeatedly unrolling the state X_m , $q - 1$ times we have that:

$$\begin{aligned} Y_m &= \theta_0 T_m + \sum_{\kappa=0}^q \mu' B^{\kappa-1} A T_{m-\kappa} + \mu' B^q X_{m-q} + \sum_{\kappa=0}^{q-1} \mu' B^{\kappa-1} \eta_{m-\kappa} + \epsilon_m \\ &= \theta_0 T_m + \sum_{\kappa=0}^q \theta_\kappa T_{m-\kappa} + \mu' B^q X_{m-q} + \sum_{\kappa=0}^q \mu' B^{\kappa-1} \eta_{m-\kappa} + \epsilon_m \end{aligned}$$

Thus by re-arranging the equation, we have:

$$\bar{Y}_{m,m-q} = \theta_q T_{m-q} + \mu' B^q X_{m-q} + \sum_{\kappa=0}^q \mu' B^{\kappa-1} \eta_{m-\kappa} + \epsilon_m$$

Since for all $t \geq m - q$, η_t, ϵ_t are subsequent random shocks to the variables T_{m-q}, X_{m-q} , we have that they are mean-zero conditional on T_{m-q}, X_{m-q} . Thus:

$$\mathbb{E}[\bar{Y}_{m,m-q} - \theta_q T_{m-q} - \mu' B^q X_{m-q} \mid T_{m-q}, X_{m-q}] = 0$$

which concludes the proof of the theorem. ■

4. Sequential DML Estimation

We now address the estimation problem. We assume that we are given access to n i.i.d. samples from the Markovian process, i.e. we are given n independent time-series, and we denote sample i , with $\{X_t^i, T_t^i, Y_t^i\}$.

Our goal is to develop an estimator of the function V or equivalently of the parameter vector $\theta = (\theta_0, \dots, \theta_m)$. We will consider the case of a high-dimensional state space, i.e. $p \gg n$, but low dimensional treatment space and a low dimensional number of periods m , i.e. $d, m \ll n$ is a constant independent of n .

Our goal is to estimate the parameters θ at \sqrt{n} -rates and in a way that our estimator is asymptotically normal, so that we can construct asymptotically valid confidence intervals around our dynamic treatment effects and our estimate of the function V . The latter is a non-trivial task due to the high-dimensionality of the state space. For instance, the latter would be statistically impossible if we were to take the direct route of estimating the whole Markov process (i.e. the high-dimensional quantities A, B, μ): if these quantities have a number of non-zero coefficients that grows with n at any polynomial rate, then known results on sparse linear regression, preclude their estimation at root- n rates (see e.g. Wainwright (2015)). However, we are not really interested in these low-level parameters of the dynamic process, but solely on the low dimensional parameter vector θ . We will treat this problem as a semi-parametric inference problem and develop a Neyman orthogonal estimator for the parameter vector Neyman (1979); Robinson (1988); Ai and Chen (2003); Chernozhukov et al. (2016); Chernozhukov et al. (2018).

In particular, we consider a sequential version of the double machine learning algorithm proposed in Chernozhukov et al. (2018). In the case of a single time-period, i.e. $m = 0$, then Chernozhukov

et al. (2018), recommends the following estimator for θ_0 : using half of your data, fit a model $\hat{q}_0(X_0)$ of $\mathbb{E}[Y_0 \mid X_0]$, i.e. that predicts the outcome Y_0 from the controls X_0 and a model $\hat{p}_0(X_0)$ for $\mathbb{E}[T_0 \mid X_0]$. Then estimate θ_0 on the other half of the data, based on the estimating equation:

$$m(\theta; \hat{p}_0, \hat{q}_0) = \mathbb{E} \left[(\tilde{Y}_0 - \theta_0 \tilde{T}_0) \tilde{T}_0 \right] = 0 \quad (5)$$

where $\tilde{Y}_0 = Y_0 - \hat{q}_0(X_0)$ and $\tilde{T}_0 = T_0 - \hat{p}_0(X_0)$ are the residual outcome and treatment.

We propose a sequential version of this process that we call *sequential DML* for *sequential double/debiased machine learning*. Intuitively our algorithm proceeds as follows:

1. We can construct an estimate $\hat{\theta}_0$ of θ_0 in a robust (Neyman orthogonal) manner, by applying the approach of Chernozhukov et al. (2018) on the final step of the process, i.e. on time step T_m ; this will estimate all the contemporaneous effects of the treatments,
2. Subsequently we can remove the effect of the observed final step treatment from the observed final step outcome, i.e. by re-defining the random variable $Y_{m,m-1}^i = Y_m^i - \hat{\theta}_0 T_m^i$; doing this we have removed any effects on Y_m^i , caused by the final treatment T_m^i .
3. We can then estimate the one-step dynamic effect θ_1 , by performing the residual-on-residual estimation approach with target outcome the “calibrated” outcome $Y_{m,m-1}^i$, treatment T_{m-1}^i and controls X_{m-1}^i . Theorem 2 tells us that the required *conditional exogeneity* moment required to apply the residualization process is valid for these random variables. We can continue in a similar manner, by removing the estimated effect of T_{m-1}^i from $Y_{m,m-1}^i$ and repeating the above process.

We provide a formal statement of the sequential DML process in Algorithm 1, which also describes more formally the sample splitting and cross-fitting approach that we follow in order to estimate the nuisance models p and q required for calculating the estimated residuals.

5. Estimation Rates and Normality

Our main theorems are to show that subject to the first stage models of the conditional expectations achieving a small (but relatively slow) estimation error, then the recovered parameters are root-n-consistent and asymptotically normal. Our asymptotic normality proof relies on showing that one can re-interpret our *Sequential DML* estimator as a Z -estimator based on a set of moments that satisfy the property of Neyman orthogonality.

Let p, q denote the vector of all nuisance functions and p^*, q^* their true values. Moreover, let θ denote the vector of dynamic effect parameters, with θ_0 its true value. We provide both finite sample rates mean squared error rates and asymptotic normality of our estimates (proofs in Appendix C and D).

Theorem 3 (Finite Sample) *Suppose that $\mathbb{E}[\zeta_t \zeta_t'] \succeq 2\lambda I$ and that each coordinate \hat{h} of each nuisance model $\{q_\kappa, p_{\tau, \kappa}\}_{\tau, \kappa}$ satisfy that w.p. $1 - \delta$:*

$$\|\hat{h} - h^*\|_2 = \sqrt{\mathbb{E}_X[(\hat{h}(X) - h(X))^2]} \leq \epsilon_{n, \delta}$$

Algorithm 1 Sequential DML

Randomly split the n samples in S, S'

for each $\kappa \in \{0, \dots, m\}$ **do**

Regress Y_m on $X_{m-\kappa}$ using S to learn estimate \hat{q}_κ of model $q_\kappa(x) = \mathbb{E}[Y_m \mid X_{m-\kappa} = x]$ and calculate residuals $\tilde{Y}_{m,m-\kappa}^i = Y_m^i - \hat{q}_\kappa(X_{m-\kappa}^i)$ on other half; vice versa use S' to learn model and evaluate on S .

for each $\tau \in \{0, \dots, \kappa\}$ **do**

Regress $T_{m-\tau}$ on $X_{m-\kappa}$ using S to learn estimate $\hat{p}_{\tau,\kappa}$ of model $p_{\tau,\kappa}(x) = \mathbb{E}[T_{m-\tau} \mid X_{m-\kappa} = x]$ on the first half and calculate residuals $\tilde{T}_{m-\tau,m-\kappa}^i = T_{m-\tau}^i - \hat{p}_{\tau,\kappa}(X_{m-\kappa}^i)$ on other half, and vice versa.

end for

end for

Using all the data $S \cup S'$

for $\kappa = 0$ **to** m **do**

Regress $\tilde{Y}_{m,\kappa} = \tilde{Y}_{m,m-\kappa} - \sum_{\tau < \kappa} \hat{\theta}'_\tau \tilde{T}_{m-\tau,m-\kappa}$ on $\tilde{T}_{m-\kappa,m-\kappa}$, i.e. find a solution $\hat{\theta}_\kappa$ to:

$$\frac{1}{n} \sum_{i=1}^n \left(\tilde{Y}_{m,\kappa}^i - \theta_\kappa \tilde{T}_{m-\kappa,m-\kappa}^i \right) \tilde{T}_{m-\kappa,m-\kappa}^i = 0 \quad (6)$$

end for

where expectation is with respect to the corresponding input of each model. Moreover, suppose that:¹

$$\left\| \sum_{\tau=0}^m \mathbb{E} \left[\tilde{T}_{m-\tau,m-\kappa}^* \zeta_t' \right] \right\|_\infty \leq c_m$$

Then w.p. $1 - 2\delta$:

$$\|\hat{\theta} - \theta_0\|_\infty \leq O \left(d C_m \left(\sqrt{\frac{\log(dm/\delta)}{n}} + \epsilon_{n,\delta}^2 \right) \right)$$

where $C_m := \max \left\{ 1, \left(\frac{c_m}{2\lambda - O(m d \epsilon_{n,\delta})} \right)^{m+1} \right\}$. If each coordinate \hat{h} of each nuisance model satisfies: $\mathbb{E}_{\hat{h}} [\|\hat{h} - h^*\|_2^4]^{(1/4)} \leq \epsilon_n$, then:

$$\sqrt{\mathbb{E}[\|\hat{\theta} - \theta_0\|_\infty^2]} \leq O \left(d C_m \left(\sqrt{\frac{\log(dm)}{n}} + \epsilon_n^2 \right) \right).$$

Theorem 4 (Asymptotic Normality) Suppose that the nuisance models $\{q_\kappa, p_{\tau,\kappa}\}_{\tau,\kappa}$ satisfy that:

$$\forall \kappa, \tau \leq \kappa : \|q_\kappa - q_\kappa^*\|_2, \|p_{\tau,\kappa} - p_{\tau,\kappa}\|_2 \leq o(n^{-1/4}) \quad (7)$$

Moreover, suppose that all random variables are bounded and that $\mathbb{E}[\zeta_t \zeta_t'] \succeq \lambda I$. Then:

$$\sqrt{n}(\hat{\theta} - \theta_0) \rightarrow N(0, V) \quad (8)$$

1. Where by absolute value we denote coordinate-wise

where $V = M^{-1}\Sigma(M^{-1})'$ and M is a $m \times m$ block lower triangular matrix consisting of blocks of size $d \times d$, whose block entries are of the form:

$$\forall \tau \leq \kappa : M_{\kappa, \tau} = \mathbb{E}[(T_{m-\tau} - \mathbb{E}[T_{m-\tau} \mid X_{m-\kappa}]) \zeta'_{m-\kappa}]$$

and Σ is a $m \times m$ block diagonal matrix whose diagonal block entries take the form: $\Sigma_{tt} = \mathbb{E}[\epsilon_{m-t}^2 \zeta_{m-t} \zeta'_{m-t}]$.

Concrete Rates for Lasso Nuisance Estimates. Suppose that the observational policy p is also linear, i.e. $p(X) = AX$. Then all the models q_κ and $p_{\tau, \kappa}$ are high-dimensional linear functions of their input arguments, i.e. $q_\kappa(x) = \phi'x$ and $p_{\tau, \kappa, j}(x) = \pi'_{\tau, \kappa, j}x$. If these linear functions satisfy a sparsity constraint then under standard regularity assumptions we can guarantee if we use the Lasso regression to estimate each of these functions that w.p. $1 - \delta$, the estimation error of all nuisance models is $O\left(s\sqrt{\frac{\log(p/\delta)}{n}}\right)$, where s is an upper bound on the number of non-zero coefficients. One sufficient regularity condition is that the expected co-variance matrix of every period's state has full rank, i.e. $\mathbb{E}[X_t X_t'] \succeq \lambda I$. Thus the requirements of our main theorems of this section would be satisfied as long as the sparsity grows as $s = o(n^{1/4})$. These sparsity conditions are for instance satisfied if for instance, only s coordinates of the high-dimensional state have any effect on the final outcome (i.e. are outcome-relevant) and if only s coordinates of the high-dimensional state enter the observational policy.

6. Dependent Single Time-Series Samples

Thus far we have assumed that we are working with n independent time series, each of duration m . Though this is applicable to many settings where we have panel data with many units over time, in some other settings it is unreasonable to assume that we have many units over time, but rather that we have the same unit over a long period. In this case, we would want to do asymptotics as the number of periods grows. Our goal is still to estimate the dynamic treatment effects (i.e. the effect of a treatment at period t on an outcome in period $t + \kappa$, for $\kappa \in \{0, \dots, m\}$) for some fixed look-ahead horizon m .

These quantities can allow us to evaluate the effect of counterfactual treatment policies on the discounted sum of the outcomes, i.e. $\sum_{t=0}^{\infty} \gamma^t Y_t$ for $\gamma < 1$. We can write the counterfactual value function for any non-adaptive policy as:

$$V(\tau) = \sum_{t=0}^{\infty} \gamma^t \sum_{q \leq t} \theta_{t-q} \tau_q \quad (9)$$

Assuming outcomes are bounded, the effect $\sum_{q \leq t} \theta_{t-q} \tau_q$ on any period t can be at most some constant. Thus taking m to be roughly $\log_\gamma(n)$, suffices to achieve a good approximation of the effect function $V(\pi)$, since the rewards vanish after that many periods, i.e. if we let:

$$V_m(\tau) = \sum_{t=0}^m \gamma^t \sum_{q \leq t} \theta_{t-q} \tau_q$$

then observe that: $\|V_m(\tau) - V(\tau)\| \leq O(\gamma^m)$. Thus after $m = \log_{1/\gamma}(n)$, we have that the approximation error is smaller than $1/\sqrt{n}$. Thus it suffices to learn the dynamic treatment effect parameters for a small number of steps. To account for this logarithmic growth, we will make the dependence on m explicit in our theorems below.

For any m , we will estimate these parameters by splitting the time-series into sequential $B = n/m$ blocks of size m . Then we will treat each of these blocks roughly as independent observations. The main challenge in our proofs is dealing with the fact that these blocks are not independent but serially correlated. However, we can still apply techniques, such as martingale Bernstein concentration inequalities and martingale Central Limit Theorems to achieve the desired estimation rates.

The other important change that we need to make is in the way that we fit our nuisance estimates. To avoid using future samples to train models that will be used in prior samples (which would ruin the martingale structure), we instead propose a progressive nuisance estimation fitting approach, where at every period, all prior blocks are used to train the nuisance models and then they are evaluated on the next block.

Algorithm 2 Block Sequential DML with Progressive Nuisance Estimation

Partition the data into $B = n/m$ blocks of m periods

Denote with X_t^b, T_t^b, Y_t^b the state, action, outcome pairs in the t -th period of block b .

for each block $b \in \{B/2, \dots, B\}$ **do**

for each $\kappa \in \{0, \dots, m\}$ **do**

 Regress $Y_m^{b'}$ on $X_{m-\kappa}^{b'}$ using all blocks $b' < b$ to learn model $q_\kappa(x) = \mathbb{E}[Y_m \mid X_{m-\kappa} = x]$ and calculate the residual $\tilde{Y}_{m,m-\kappa}^b = Y_m^b - q_\kappa(X_{m-\kappa}^b)$.

for each $\tau \in \{0, \dots, \kappa\}$ **do**

 Regress each $T_{m-\tau}^{b'}$ on $X_{m-\kappa}^{b'}$ using blocks $b' < b$ to learn model $p_{\tau,\kappa}$ and calculate residual $\tilde{T}_{m-\tau,m-\kappa}^b = T_{m-\tau}^b - p_{\tau,\kappa}(X_{m-\kappa}^b)$ on the other half, and vice versa.

end for

end for

end for

Using all the blocks $b \in \{B/2, \dots, B\}$

for $\kappa = 0$ **to** m **do**

 Regress $\bar{Y}_{m,\kappa} = \tilde{Y}_{m,m-\kappa} - \sum_{\tau < \kappa} \hat{\theta}_\tau' \tilde{T}_{m-\tau,m-\kappa}$ on $\tilde{T}_{m-\kappa,m-\kappa}$, i.e. find a solution $\hat{\theta}_\kappa$ to the estimating equation:

$$\frac{2}{B} \sum_{b=1}^{B/2} \left(\bar{Y}_{m,\kappa}^b - \theta_\kappa' \tilde{T}_{m-\kappa,m-\kappa}^b \right) \tilde{T}_{m-\kappa,m-\kappa}^b = 0 \quad (10)$$

end for

Theorem 5 Let \mathcal{F}_b denote the filtration up until block b . Suppose that $\mathbb{E}[\zeta_t \zeta_t' \mid \mathcal{F}_b] \succeq 2\lambda I$ and that each coordinate \hat{h} of each nuisance model $\{q_\kappa, p_{\tau,\kappa}\}_{\tau,\kappa}$ satisfy that w.p. $1 - \delta, \forall b \geq B/2$:

$$\|\hat{h} - h^*\|_{b,2} = \sqrt{\mathbb{E}_X[\hat{h}(X_b) - h(X_b)^2 \mid \mathcal{F}_b]} \leq \epsilon_{B,\delta}$$

where expectation is with respect to the corresponding input of each model from block b . Moreover, suppose that: $\left\| \sum_{\tau=0}^m \mathbb{E} \left[\tilde{T}_{m-\tau, m-\kappa}^* \zeta'_t \mid \mathcal{F}_b \right] \right\|_\infty \leq c_m$. Then w.p. $1 - 2\delta$:

$$\|\hat{\theta} - \theta_0\|_\infty \leq O \left(d C_m \left(\sqrt{\frac{\log(d m B / \delta)}{B}} + \epsilon_{B, \delta}^2 \right) \right)$$

where $C_m := \max \left\{ 1, \left(\frac{c_m}{2\lambda - O(m d \epsilon_{n, \delta})} \right)^{m+1} \right\} m$. If each coordinate \hat{h} of each nuisance model satisfies:

$$\forall b \geq B/2 : \mathbb{E}_{\hat{h}} [\|\hat{h} - h^*\|_{b,2}^4]^{(1/4)} \leq \epsilon_B \quad (11)$$

Then:

$$\sqrt{\mathbb{E}[\|\hat{\theta} - \theta_0\|_\infty^2]} \leq O \left(d C_m \left(\sqrt{\frac{\log(d m B)}{B}} + \epsilon_B^2 \right) \right).$$

Theorem 6 Suppose that all random variables are bounded and that $\mathbb{E}[\zeta_t \zeta'_t \mid \mathcal{F}_b] \succeq 2\lambda I$. Moreover, suppose that each coordinate \hat{h} of each nuisance model satisfies: $\forall b \geq B/2$

$$\mathbb{E}_{\hat{h}} [\|\hat{h} - h^*\|_{b,2}^4]^{(1/4)} \leq o(B^{-1/4}) \quad (12)$$

and suppose that m satisfies that $m C_m = o(\sqrt{B})$, where C_m as defined in Theorem 5. Then:

$$\sqrt{B} \Sigma^{-1/2} M(\hat{\theta} - \theta_0) \rightarrow N(0, I) \quad (13)$$

where M, Σ are the same as in Theorem 4.

Concrete rates under sparsity. Again we note that the requirements on the nuisance estimation models are satisfied under sparsity constraints and if the Lasso is used for their estimation. One complication is that in this setup the data used to fit these models are auto-regressive, since the treatment has an effect on subsequent states. However, recent work shows that the same type of error rates as in the independent sample case can be achieved by the lasso for such auto-regressive problems (see Melnyk and Banerjee (2016)). Moreover, for more general statistical learning algorithms, one can use the results in Agarwal and Duchi (2013), to get generalization bounds and hence also MSE bounds for the types of martingale nuisance mean squared error quantities that we are interested in.

7. Generalizations and Extensions

Due to space constraints we defer several non-trivial extensions of our main theory to the appendix. In Appendix A we offer a generalization where the coefficients θ can be heterogeneous and this heterogeneity can depend on both endogenous and exogenous parts of the state and even past actions. Moreover, we characterize the counterfactual value of adaptive treatment policies. Combining these two developments we offer an estimation method for evaluating adaptive counterfactual policies.

8. Experimental Results

We consider data drawn from the DGP presented in Equation (1), with a linear observational policy:

$$p(T_{t-1}, X_t) = C T_{t-1} + D \cdot X_t$$

with $X_0, T_0 = 0$ and $\epsilon_t, \zeta_t, \eta_t$ standard normal r.v.'s. (recall that d is the number of treatments and p the number of state variables). We consider the instance where: $A_{ij} = .5$, for all $i \in [p]$, $j \in [d]$, $B = .5 I_p$, $C = .2 I_d$, $D[:, 1 : 2] = .4$, $D[:, 3 : p] = 0$, $\mu[1 : 2] = .8$. We consider settings where the effect is constant, i.e. $\theta_0 \in \mathbb{R}^d$ or heterogeneous, where $\theta_0(X) = \theta_0 + \langle \beta_0, X[S] \rangle$ for some known low dimensional subset S of the states.

We compare the dynamic DML to several benchmarks. The results are presented in Figures 1, comparing the estimates of the dynamic DML algorithm to a number of other alternatives on a single instance. They fall into two categories. In the “static” set of approaches, each of the contemporaneous and lag effects is estimated one at a time, either by direct regression or (static) DML. So for example, to estimate the one period lag effect θ_1 , we would regress Y_t on T_{t-1} , with controls X . We consider direct regression with no controls (“no-ctrls”), direct and DML with controls from the initial period (i.e X_{t-1} , “init-ctrls” and “init-ctrls-dml”) and direct and DML with controls from the same period as the outcome (i.e X_t , “fin-ctrls” and “fin-ctrls-dml”). As an alternative to all of these, we try a “direct” dynamic approach, where initially we estimate θ_0 using a lasso regression of Y_t with all the controls and past treatments, and return the coefficient on T_t , and then “peel” off the estimated effect as in the main text before running another Lasso regression of $Y_t - \theta_0 T_t$ on T_{t-1} to get the first lag effect etc. So this approach incorporates the peeling effect but doesn’t do any orthogonalization.

The point estimate for θ_0 , θ_1 and θ_2 are depicted in the three panels of Figure 1 and the error bars correspond to the constructed confidence interval. For all three, the dynamic DML is relatively close to the truth and the confidence interval contains the truth. The remaining approaches are not, although for the contemporaneous effect the approaches with final period controls have similar performance - it is really in the lagged effects that the differences become most apparent.

Subsequently we run multiple experiments to evaluate the performance of DynamicDML. In each setting, we run 1000 Monte Carlo experiments, where each experiment draws $N = 500$ samples from the above DGP and then estimated the effects and lag effects based on our Sequential DML algorithm. Figure 2 considers the case of two treatments, and shows that the algorithm performs well in terms of giving reasonable coverage guarantees - for a nominal 95% coverage, actual coverage varies from 91% to 94.5%. The right panel shows that the average estimates are close to the truth. In Figure 6 in Appendix H we repeat the experiments with $N = 2000$, and actual coverage is now tightly in the range 94% to 95%, and the average estimates remain relatively unbiased. Finally, Figure 3 explores a scenario with heterogeneous effects that depend on the value of a discrete control, allowing for five different treatment effects at different lags. Performance further improves when $N = 2000$ - we obtain precise estimates and coverage (see Figure 8 in Appendix H, where we also present further experimental results).

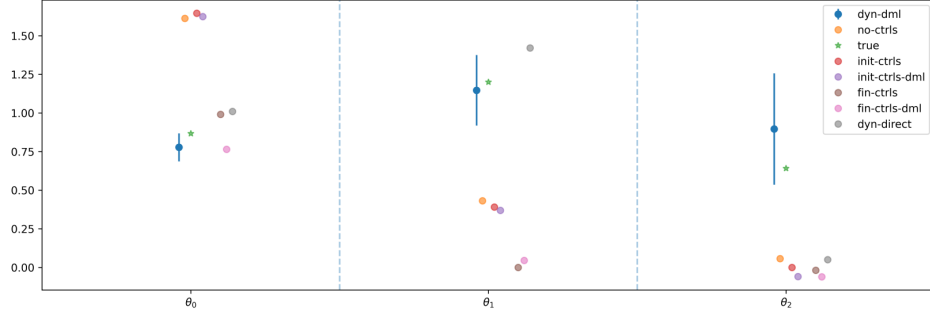


Figure 1: Comparison of DynamicDML (with confidence intervals) with benchmarks on a single instance. $n = 400$, $n_t = 2$, $n_x = 100$, $s = 10$, $\sigma(\epsilon_t) = .5$, $\sigma(\zeta_t) = .5$, $\sigma(\eta_t) = .5$, $C = 0$

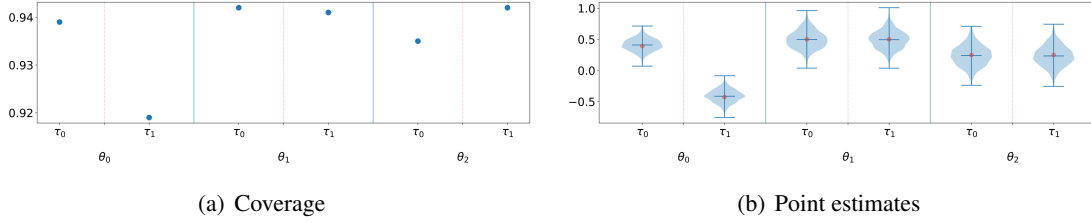


Figure 2: $n = 500$, $n_t = 2$, $n_x = 450$, $s = 2$, $\sigma(\epsilon_t) = 1$, $\sigma(\zeta_t) = .5$, $\sigma(\eta_t) = 1$

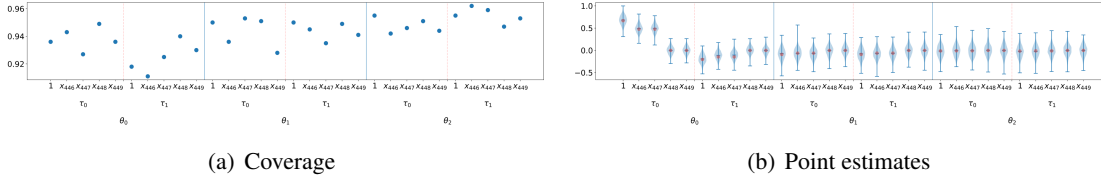


Figure 3: Heterogeneous effects: $n = 500$, $n_t = 2$, $n_x = 450$, $s = 2$, $\sigma(\epsilon_t) = 1$, $\sigma(\zeta_t) = .5$, $\sigma(\eta_t) = 1$

References

- A. Agarwal and J. C. Duchi. The generalization ability of online algorithms for dependent data. *IEEE Transactions on Information Theory*, 59(1):573–587, Jan 2013. ISSN 1557-9654. doi: 10.1109/TIT.2012.2212414.
- C. Ai and X. Chen. Efficient estimation of models with conditional moment restrictions containing unknown functions. *Econometrica*, 71(6):1795–1843, 2003.
- H. Bang and J. M. Robins. Doubly robust estimation in missing data and causal inference models. *Biometrics*, 61(4):962–973, 2005. doi: 10.1111/j.1541-0420.2005.00377.x. URL <https://onlinelibrary.wiley.com/doi/abs/10.1111/j.1541-0420.2005.00377.x>.
- V. Chernozhukov, J. C. Escanciano, H. Ichimura, W. K. Newey, and J. M. Robins. Locally Robust Semiparametric Estimation. *arXiv e-prints*, art. arXiv:1608.00033, July 2016.
- V. Chernozhukov, M. Goldman, V. Semenova, and M. Taddy. Orthogonal machine learning for demand estimation: High dimensional causal inference in dynamic panels. *arXiv preprint arXiv:1712.09988*, 2017.
- V. Chernozhukov, D. Chetverikov, M. Demirer, E. Duflo, C. Hansen, W. Newey, and J. Robins. Double/debiased machine learning for treatment and structural parameters. *The Econometrics Journal*, 21(1):C1–C68, 2018.
- D. J. Foster and V. Syrgkanis. Orthogonal statistical learning. *arXiv preprint arXiv:1901.09036*, 2019.
- D. A. Freedman. On tail probabilities for martingales. *Ann. Probab.*, 3(1):100–118, 02 1975. doi: 10.1214/aop/1176996452. URL <https://doi.org/10.1214/aop/1176996452>.
- P. Hall and C. Heyde. 3 - the central limit theorem. In P. Hall and C. Heyde, editors, *Martingale Limit Theory and its Application*, Probability and Mathematical Statistics: A Series of Monographs and Textbooks, pages 51 – 96. Academic Press, 1980. doi: <https://doi.org/10.1016/B978-0-12-319350-6.50009-8>. URL <http://www.sciencedirect.com/science/article/pii/B9780123193506500098>.
- N. Kallus and M. Uehara. Double reinforcement learning for efficient off-policy evaluation in markov decision processes, 2019a.
- N. Kallus and M. Uehara. Efficiently breaking the curse of horizon in off-policy evaluation with double reinforcement learning, 2019b.
- H. Lei, I. Nahum-Shani, K. Lynch, D. Oslin, and S. A. Murphy. A "smart" design for building individualized treatment sequences. *Annual review of clinical psychology*, 8:21–48, 2012.
- J. J. Lok and V. DeGruttola. Impact of time to start treatment following infection with application to initiating haart in hiv-positive patients. *Biometrics*, 68(3):745–754, 2012.

- I. Melnyk and A. Banerjee. Estimating structured vector autoregressive models. In *Proceedings of the 33rd International Conference on International Conference on Machine Learning - Volume 48*, ICML'16, pages 830–839. JMLR.org, 2016.
- J. Neyman. $c(\alpha)$ tests and their use. *Sankhya*, pages 1–21, 1979.
- X. Nie, E. Brunskill, and S. Wager. Learning when-to-treat policies, 2019.
- T. Peel, S. Anthoine, and L. Ralaivola. Empirical bernstein inequality for martingales: Application to online learning. 2013.
- M. Petersen, J. Schwab, S. Gruber, N. Blaser, M. Schomaker, and M. van der Laan. Targeted maximum likelihood estimation for dynamic and static longitudinal marginal structural working models. *Journal of causal inference*, 2(2):147–185, 2014.
- J. Robins. A new approach to causal inference in mortality studies with a sustained exposure period-application to control of the healthy worker survivor effect. *Mathematical modelling*, 7(9-12): 1393–1512, 1986.
- J. M. Robins. Correcting for non-compliance in randomized trials using structural nested mean models. *Communications in Statistics-Theory and methods*, 23(8):2379–2412, 1994.
- J. M. Robins and Y. Ritov. Toward a curse of dimensionality appropriate (coda) asymptotic theory for semi-parametric models. *Statistics in medicine*, 16(3):285–319, 1997.
- J. M. Robins, D. Blevins, G. Ritter, and M. Wulfsohn. G-estimation of the effect of prophylaxis therapy for pneumocystis carinii pneumonia on the survival of aids patients. *Epidemiology*, pages 319–336, 1992.
- J. M. Robins, M. A. Hernan, and B. Brumback. Marginal structural models and causal inference in epidemiology, 2000.
- P. M. Robinson. Root-n-consistent semiparametric regression. *Econometrica: Journal of the Econometric Society*, pages 931–954, 1988.
- R. S. Sutton and A. G. Barto. *Introduction to Reinforcement Learning*. MIT Press, Cambridge, MA, USA, 1st edition, 1998. ISBN 0262193981.
- P. S. Thomas and E. Brunskill. Data-efficient off-policy policy evaluation for reinforcement learning. In *Proceedings of the 33rd International Conference on International Conference on Machine Learning - Volume 48*, ICML'16, pages 2139–2148. JMLR.org, 2016.
- S. Vansteelandt and A. Sjolander. Revisiting g-estimation of the effect of a time-varying exposure subject to time-varying confounding. *Epidemiologic Methods*, 5(1):37 – 56, 2016. doi: <https://doi.org/10.1515/em-2015-0005>. URL <https://www.degruyter.com/view/journals/em/5/1/article-p37.xml>.
- S. Vansteelandt, M. Joffe, et al. Structural nested models and g-estimation: the partially realized promise. *Statistical Science*, 29(4):707–731, 2014.
- J. Wainwright. High-dimensional statistics: A non-asymptotic viewpoint. *preparation*. University of California, Berkeley, 2015.

Contents

A	Heterogeneous Effects and Adaptive Policies	15
A.1	Estimation of Heterogeneous Dynamic Effects	16
A.2	Policy Evaluation with Heterogeneity in Exogenous States and Past Actions	17
B	More Complex Non-Linear Markov Processes	18
C	Proof of Finite Sample Rates	19
D	Proof of Asymptotic Normality	21
E	Proof of Lemma 7	22
F	Proof of Theorem 5	23
G	Proof of Theorem 6	24
H	Further Experimental Results	26
H.1	Constant Treatment Effects	26
H.2	Heterogeneous Treatment Effects	27
H.3	Counterfactual Policy Values	27

Appendix A. Heterogeneous Effects and Adaptive Policies

We can also account for heterogeneity of the effects in observable characteristics Z_t . For instance, suppose that we modified the structural equations as:

$$\begin{aligned} X_t &= A(Z_{t-1}) \cdot T_{t-1} + B \cdot X_{t-1} + \eta_t \\ Y_t &= \theta_0(Z_t)'T_t + \mu'X_t + \epsilon_t \end{aligned}$$

In this case, we can also easily adapt our algorithm to estimate heterogeneous models over particular hypothesis spaces by replacing the final stage estimation with a repeated square loss minimization.

Observe that if treatments are discrete and finite, and state variables take finitely many values, then the latter functional form is without loss of generality, since we can consider the high-dimensional state X_t to be a one-hot encoding of the finite number of state values (i.e. p -dimensional if the state takes p distinct values) and the treatment vector representing the one-hot encoding of the finitely many treatment values. Then the state evolution equation describes a generic Markov-chain over the finitely many state values, whose transition probabilities can be arbitrarily affected by the value of the treatment. However, this representation does not allow us to impose any natural sparsity or regularity assumptions.

Another interpretation, that achieves both desirable properties is the following: suppose that the underlying base state S_t lies in $\{0, 1\}^r$, i.e. it corresponds to r binary features. Then we can consider X_t to contain all possible product features of the s binary base states. Then the structural equations are again without loss of generality. However, we have now encoded the $p = 2^r$ values of the state in a hierarchical encoding, that could very well satisfy the sparsity constraints, i.e. that a small number of products of base state features enter the outcome equation and a small number of products of base state features enter the observational policy. In such settings the nuisance functions are estimable at rates of order $\sqrt{s \log(p)/n} = \sqrt{s r/n}$, i.e. linear in the number of underlying binary states. Similar reasoning can be extending to continuous features, by considering sieve expansions of the non-linear dynamics.

We first start by a generic characterization of the counterfactual value function for any adaptive policy. This generalizes our Theorem 1 to account for the fact that the target policy depends on past states and hence is correlated with past random shocks.

Lemma 7 *Let Π be a space of adaptive policies: i.e. a vector of mappings $\pi_t : \mathbb{R}^p \rightarrow \mathbb{R}^d$ that maps the state at action t to an action at time t . Let $V : \Pi \rightarrow \mathbb{R}$ be the counterfactual value function that for each policy π calculates the difference between the counterfactual final outcome under policy Π as compared to an always zero treatment policy. Moreover, let:*

$$\forall \kappa \in \{1, \dots, m-1\} : \theta_\kappa(Z) = \mu' B^{\kappa-1} A(Z) \quad (14)$$

Then we can write:

$$V(\pi) = \sum_{\kappa=0}^{m-1} \mathbb{E} \left[\theta_\kappa \left(Z_{m-\kappa}^{(\pi)} \right)' T_{m-\kappa}^{(\pi)} \right] \quad (15)$$

where $Z_t^{(\pi)}, T_t^\pi$ denotes the random variable of the component of the state vector and the action at time t , when policy π is deployed.

In Section A.1, we show that we can estimate the functions θ_t from the observational data using a heterogeneous version of the Sequential DML algorithm (with a potential change in the nuisance calculation to incorporate preliminary estimates of the effects θ_κ).

However, even if we have θ_κ , it is still not clear what the counterfactual policy value will be, because this counterfactual policy value also requires knowing how the distribution of states changes when deploying π and not the observational policy π_* . If these distributional shifts can be estimated accurately then the counterfactual policy can be estimated in a plugin manner. We identify two settings where this is the case: i) Z_t are exogenous parts of the state that can affect the treatment and outcome, but are not affected by the treatment. Then $Z_t^{(\pi)} = Z_t^{(\pi_*)}$ and we can replace the expectations with empirical expectations over the observational data, ii) the variable Z_t contains exogenous states and past treatments, since in the new policy past treatments are known.

A.1 Estimation of Heterogeneous Dynamic Effects

When heterogeneity is solely based on exogenous states, then a simple adaptation of our Sequential DML algorithm accomplishes the task.

Algorithm 3 Sequential DML with Heterogeneity in Exogenous States**Input:** data x_i , size m Randomly split the samples i in S, S'

Calculate nuisance models with cross-fitting in exactly the same manner as in Sequential DML (see Algorithm 1)

Using all the data $S \cup S'$ **for** $\kappa = 0$ **to** m **do**Let $\bar{Y}_{m,\kappa} = \bar{Y}_{m,m-\kappa} - \sum_{\tau < \kappa} \hat{\theta}_\tau(Z_{m-\tau})' \tilde{T}_{m-\tau,m-\kappa}$ Regress $\bar{Y}_{m,\kappa}$ on $\tilde{T}_{m-\kappa,m-\kappa}$, with a heterogeneous coefficient in $Z_{m-\kappa}$, i.e. minimize, over some hypothesis space Θ_κ , the square loss:

$$\min_{\theta_\kappa(\cdot) \in \Theta_\kappa} \frac{1}{n} \sum_{i=1}^n \left(\bar{Y}_\kappa^i - \theta_\kappa(Z_{m-\kappa}^i) \tilde{T}_{m-\kappa,m-\kappa}^i \right)^2$$

end for

The proof that this estimate converges at a fast MSE rate follows along similar lines as the proof of Theorem 3 and invoking results of Foster and Syrgkanis (2019) on orthogonal statistical learning. Moreover, when effect heterogeneity is linear, i.e. $\theta_\kappa(Z_{m-\kappa}) = \langle \alpha, Z_{m-\kappa} \rangle$, then observe that the above estimator can also be viewed as an orthogonal moment estimator, following an identical set of steps as in the proof of Theorem 4. Thus the estimated coefficients α are also asymptotically normal and we can use normal based confidence intervals with an estimate of the variance.

When heterogeneity is with respect to endogenous states (e.g. past actions), then we need to alter slightly the nuisance estimation component of the sequential DML to also construct preliminary estimates of the dynamic effects to be used to estimate the calibrated target outcomes. The reason is that now, we cannot write for $\tau \leq \kappa$:

$$\mathbb{E}[\theta_\tau(Z_{m-\tau})T_{m-\tau} \mid T_{m-\kappa}] = \theta_\tau(Z_{m-\tau})\mathbb{E}[T_{m-\tau} \mid T_{m-\kappa}] \quad (16)$$

since $Z_{m-\tau}$ is correlated with $T_{m-\kappa}$. Thus in order to estimate $\bar{Y}_{m,\kappa}$ we need to first estimate the target models θ_τ for $\tau < \kappa$ in order to calculate the residual outcome $Y_m - \sum_{\tau < \kappa} \hat{\theta}_\tau(Z_{m-\tau})' T_{m-\tau}$ and then regress this residual outcome on $T_{m-\kappa}$. Subsequently setting $\bar{Y}_{m,\kappa}$ as the residual in this final regression. This requires interchanging the estimation of nuisance and target models. To preserve statistical validity one would need to estimate all these regressions on half of the data. Thus a conservative approach would be to estimate preliminary versions of $\bar{\theta}_\tau$, without orthogonality on half of the data, so as to create targets \bar{Y} and residual treatments \tilde{T} . Then running the final regression to estimate "de-biased" versions of these preliminary estimates, using all of the data in a cross-fitting manner. With this conservative method, the analysis of asymptotic normality (in the case of linear models of heterogeneity) and the fast MSE rates via the orthogonal statistical learning framework can be argued in an identical manner as in the case of heterogeneity with respect to exogenous states.

A.2 Policy Evaluation with Heterogeneity in Exogenous States and Past Actions

When heterogeneity is with respect to exogenous states and the target policy is also heterogeneous only with respect to exogenous states, then observe that the distribution of Z 's does not change

between the observational and target policy. Thus we can estimate a policy value using the empirical distribution of exogenous states Z , i.e.:

$$\hat{V}(\pi) = \frac{1}{n} \sum_i \sum_{\kappa=1}^{m-1} \theta_{\kappa}(Z_{m-\kappa}^i) \pi_{m-\kappa}(Z_{m-\kappa}^i) \quad (17)$$

where $\pi_t(Z_t)$ is the treatment that the target policy π recommends at time step t , when the exogenous states are Z_t . When the heterogeneous model $\theta_t(Z_t)$ is linear in Z_t , i.e. $\theta_t(Z_t) = \langle \alpha_t, Z_t \rangle$, then observe that the latter estimate is a linear function of the estimates of α . Thus the policy estimate will also be asymptotically normal and the confidence interval can be easily constructed via the delta method.

Similarly, if the heterogeneous model and the target policy π depends on exogenous states and past treatments, then we can roll out the policy on the exogenous states of every sample and get the treatment path $T_t^{\pi,i}$ that the target policy would follow on sample i , based on the observed exogenous states $Z_{1:m}$. Thus we can estimate the value of the policy again via an empirical average:

$$\hat{V}(\pi) = \frac{1}{n} \sum_i \sum_{\kappa=1}^{m-1} \theta_{\kappa}(Z_{m-\kappa}^i, T_{<m-\kappa}^{\pi,i}) T_{m-\kappa}^{\pi,i} \quad (18)$$

Confidence intervals can again be obtained via the delta method, when the heterogeneous model is linear.

Appendix B. More Complex Non-Linear Markov Processes

Our approach easily extends to allow for non-linear components in the Markov process. The sole requirement that we need for our method to work is that the dynamic effect of a treatment on any subsequent outcome be constant (not heterogeneous in the observable variables) and linear. This for instance would be the case for the following more complex Markovian process:

$$\begin{aligned} W_t &= h(W_{t-1}) + \xi_t \\ X_t &= A \cdot T_{t-1} + B \cdot X_{t-1} + D Y_{t-1} + g(W_t) + \eta_t \\ T_t &= p(T_{t-1}, Y_{t-1}, X_t, W_t) + \zeta_t \\ Y_t &= \lambda' T_t + \mu' X_t + f(W_t) + \epsilon_t \end{aligned}$$

In other words, we can have an exogenous part state W_t that is not affected by the treatments but which goes into the treatment decision. This exogenous component could affect the endogenous state X_t , the treatment decision T_t and the outcome Y_t in a non-linear manner. Furthermore, the outcome Y_{t-1} could also affect the next period state in a linear manner. Moreover, the treatment policy in the observational data could be arbitrarily non-linear. The only real requirement is that the endogenous part of the state X_t that is affected by the treatments be evolving in a linear manner and having a linear effect on the outcomes. Assuming that the nuisance models in our algorithm are estimable at a $n^{-1/4}$ rate, then our two main theorems continue to hold.

Appendix C. Proof of Finite Sample Rates

Proof Let Z denote the random variables associated with a single sample series. Observe that if we let:

$$\ell_\kappa(Z; \theta, p, q) = \left(\bar{Y}_{m,\kappa}^i - \theta_\kappa \tilde{T}_{m-\kappa, m-\kappa}^i \right)^2$$

Then we have that: $\nabla_{\theta_\kappa} \ell_\kappa(Z; \theta, p, q) = \psi_\kappa(Z; \theta, p, q)$ (where ψ, m are as defined in the proof of Theorem 4).

Moreover, observe that by consistency of the nuisance functions we have that for any $\nu = \theta_\kappa - \theta_\kappa^*$:

$$\begin{aligned} \frac{\nu' \nabla_{\theta_\kappa \theta_\kappa} \mathbb{E}[\ell_\kappa(Z; \theta, \hat{p}, \hat{q})] \nu}{\|\nu\|_2^2} &\geq \frac{\nu' \nabla_{\theta_\kappa \theta_\kappa} \mathbb{E}[\ell_\kappa(Z; \theta, p^*, q^*)] \nu}{\nu} - O\left(\epsilon_{n,\delta} \frac{\|\nu\|_1^2}{\|\nu\|_2^2}\right) \\ &= \frac{\nu' \mathbb{E}[\zeta_{m-\kappa} \zeta_{m-\kappa}'] \nu}{\nu} + O\left(\epsilon_{n,\delta}^2 \frac{\|\nu\|_1^2}{\|\nu\|_2^2}\right) \geq 2\lambda - O(m d \epsilon_{n,\delta}) \end{aligned}$$

where the first inequality follows from smoothness of the second derivatives of ℓ_κ with respect to the nuisances and the mean-squared-error consistency of the nuisance functions. Thus for some $\lambda_n \geq \lambda - O(m d \epsilon_{n,\delta})$, the function $\mathbb{E}[\ell_\kappa(Z; \theta, \hat{p}, \hat{q})]$ is λ_n -strongly convex in θ_κ . By strong convexity we have:

$$\mathbb{E}[\ell_\kappa(Z; \theta, \hat{p}, \hat{q}) - \ell_\kappa(Z; \theta_{-k}, \theta_\kappa^*, \hat{p}, \hat{q})] \geq m_\kappa(\theta_{-k}, \theta_\kappa^*; p, q)'(\theta_\kappa - \theta_\kappa^*) + \lambda_n \|\theta_\kappa - \theta_\kappa^*\|_2^2$$

Moreover, by convexity we have:

$$\mathbb{E}[\ell_\kappa(Z; \theta_{-k}, \theta_\kappa^*, p, q) - \ell_\kappa(Z; \theta, p, q)] \geq m_\kappa(\theta; p, q)'(\theta_\kappa^* - \theta_\kappa)$$

Combining the two yields:

$$\begin{aligned} \lambda_n \|\theta_\kappa - \theta_\kappa^*\|_2^2 &\leq (m_\kappa(\theta; p, q) + m_\kappa(\theta_{-k}, \theta_\kappa^*; p, q))'(\theta_\kappa^* - \theta_\kappa) \\ &\leq \|m_\kappa(\theta; p, q) + m_\kappa(\theta_{-k}, \theta_\kappa^*; p, q)\|_2 \|\theta_\kappa^* - \theta_\kappa\|_2 \end{aligned}$$

Thus we have:

$$\|\theta_\kappa - \theta_\kappa^*\| \leq \frac{1}{\lambda_n} \|m_\kappa(\theta; p, q) + m_\kappa(\theta_{-k}, \theta_\kappa^*; p, q)\| \quad (19)$$

Observe that by the definition of our estimate $\hat{\theta}$, we have that:

$$\mathbb{E}_n[\psi_\kappa(Z; \hat{\theta}, \hat{p}, \hat{q})] = 0$$

Moreover, on each side of the fold we have that for a fixed θ :

$$\mathbb{E}[\psi_\kappa(Z; \theta, \hat{p}, \hat{q})] = m(\theta; \hat{p}, \hat{q})$$

Thus by the lipschitzness of the moment ψ with respect to θ and standard empirical process theory, w.p. $1 - \delta$:

$$\sup_{\theta \in [-H, H]^d} \|\mathbb{E}_n[\psi_\kappa(Z; \theta, \hat{p}, \hat{q})] - m_\kappa(\theta; \hat{p}, \hat{q})\|_2 \leq O\left(H d \sqrt{\frac{\log(d/\delta)}{n}}\right)$$

Thus we have that w.p. $1 - \delta$:

$$\|m_\kappa(\theta; \hat{p}, \hat{q})\|_2 \leq O\left(d\sqrt{\frac{\log(d/\delta)}{n}}\right)$$

Moreover, by the identifying equation assumption we also have that:

$$m_\kappa(\theta_0; p^*, q^*) = 0$$

Thus it suffices to understand the deviation of $m_\kappa(\theta_{-\kappa}, \theta_\kappa^*; \hat{p}, \hat{q})$ from the above. For this we will perform a second order Taylor expansion around all arguments, θ, p, q . We observe that m_κ is independent of θ_t for $t \geq \kappa$ and also by Neyman orthogonality, the first order term with respect to the nuisance models will be zero. Thus we have:

$$\begin{aligned} m_\kappa(\theta_{-\kappa}, \theta_\kappa^*; \hat{p}, \hat{q}) - m_\kappa(\theta_0; p^*, q^*) &\leq \nabla_{\theta_{<\kappa}} m_\kappa(\theta_0; p^*, q^*)'(\theta_{<\kappa} - \theta_{<\kappa}^*) + O(\|\hat{p} - p^*\|_2^2 + \|\hat{q} - q^*\|_2^2) \\ &\leq c_m \sup_{t < \kappa} \|\theta_t - \theta_t^*\|_2 + \epsilon_{n,\delta}^2 \end{aligned}$$

where we used the fact that:

$$\nabla_{\theta_\tau} m_\kappa(\theta_0; p^*, q^*) = \mathbb{E} \left[\tilde{T}_{m-\tau, m-\kappa}^* \zeta'_t \right] \quad (20)$$

and by our assumption $\left\| \sum_{\tau=0}^m \mathbb{E} \left[\tilde{T}_{m-\tau, m-\kappa}^* \zeta'_t \right] \right\|_\infty \leq c_m$, and subsequently we applied an $\ell_1 - \ell_\infty$ Cauchy-Schwarz inequality coordinate-wise for each coordinate of the treatment. Thus overall we have, for some absolute constant C :

$$\|\theta_\kappa - \theta_\kappa^*\|_2 \leq \frac{1}{\lambda_n} \left(C \left(H d \sqrt{\frac{\log(d/\delta)}{n}} + \epsilon_{n,\delta}^2 \right) + c_m \sup_{t < \kappa} \|\theta_t - \theta_t^*\|_2 \right) \quad (21)$$

Let $\mu_{n,\delta} = \frac{C}{\lambda_n} \left(H d \sqrt{\frac{\log(d/\delta)}{n}} + \epsilon_{n,\delta}^2 \right)$. Then observe that:

$$\|\theta_\kappa - \theta_\kappa^*\|_2 \leq \mu_{n,\delta} + (c_m/\lambda_n) \sup_{t < \kappa} \|\theta_t - \theta_t^*\|_2$$

Then we have that: $\|\theta_0 - \theta_0^*\|_2 \leq \mu_{n,\delta}$ and by induction, if we assume that $\|\theta_t - \theta_t^*\|_2 \leq \mu_{n,\delta} \sum_{\tau=0}^t (c_m/\lambda_n)^\tau$ for all $t < \kappa$, then:

$$\|\theta_\kappa - \theta_\kappa^*\|_2 \leq \mu_{n,\delta} + (c_m/\lambda_n) \mu_{n,\delta} \sum_{\tau=0}^{\kappa-1} (c_m/\lambda_n)^\tau = \mu_{n,\delta} \sum_{t=0}^{\kappa} (c_m/\lambda_n)^t$$

Thus overall we have:

$$\begin{aligned} \forall \kappa \in \{0, \dots, m\} : \|\theta_\kappa - \theta_\kappa^*\|_2 &\leq \mu_{n,\delta} \sum_{t=0}^m (c_m/\lambda_n)^t \leq \mu_{n,\delta} \frac{(c_m/\lambda_n)^{m+1} - 1}{c_m/\lambda_n - 1} \\ &= O\left(\mu_{n,\delta} \max\{1, (c_m/\lambda_n)^{m+1}\}\right) \\ &= O\left(\mu_{n,\delta} \max\left\{1, \left(\frac{c_m}{2\lambda - O(m d \epsilon_{n,\delta})}\right)^{m+1}\right\}\right) \end{aligned}$$

Which concludes the proof of the theorem. ■

Appendix D. Proof of Asymptotic Normality

Proof Observe that our estimator can be equivalently viewed as the solution to an empirical version of the following vector of moment conditions:

$$\forall \kappa \in \{0, \dots, m\} : m_\kappa(\theta; p^*, q^*) = \mathbb{E}[\psi_\kappa(Z; \theta, p^*, q^*)] = 0$$

where Z is a random vector denoting the variables of a single sample series and:

$$\psi_\kappa(Z; \theta, p^*, q^*) = \left(\bar{Y}_{m,\kappa}^* - \sum_{\tau=0}^{\kappa} \theta_\tau \tilde{T}_{m-\tau, m-\kappa}^* \right) \tilde{T}_{m-\kappa, m-\kappa}^*$$

and

$$\tilde{Y}_{m,\kappa}^* := Y_m - q_\kappa^*(X_{m-\kappa}) \quad \tilde{T}_{m-\tau, m-\kappa}^* := T_{m-\tau} - p_{\tau,\kappa}^*(X_{m-\kappa})$$

If we denote with \hat{p} and \hat{q} the estimates of the nuisance models, then our estimate $\hat{\theta}$ is equivalent to the solution of the system of equations:

$$\mathbb{E}_n \left[\psi(Z; \hat{\theta}, \hat{p}, \hat{q}) \right] = \frac{1}{n} \sum_{i=1}^n \psi(Z^i; \hat{\theta}, \hat{p}, \hat{q}) = 0$$

We now show that the moment vector ψ satisfies the property of Neyman orthogonality with respect to all the nuisance models p, q . For this it suffices to show that for all $\kappa \in \{0, \dots, m\}$:

$$\mathbb{E}[\nabla_{\pi_{\tau,\kappa}, \gamma_\kappa} \psi_\kappa(Z; \theta_0, p^*, q^*) \mid X_{m-\kappa}] = 0 \quad (22)$$

where $\nabla_{\pi_{\tau,\kappa}, \gamma_\kappa}$ is the derivative of ψ with respect to the output of the nuisance models $p_{\tau,\kappa}^*, q_\kappa^*$ evaluated at $X_{m-\kappa}$.

For any κ , the derivative with respect to $\pi_{\tau,\kappa}$ for $\tau < \kappa$ is equal to:

$$\mathbb{E}[\tilde{T}_{m-\kappa, m-\kappa}^* \mid X_{m-\kappa}] = 0 \quad (23)$$

while the derivative with respect to $\pi_{\kappa,\kappa}$ is:

$$-\mathbb{E}[\bar{Y}_{m,\kappa}^* - \sum_{\tau=0}^{\kappa} \theta_\tau \tilde{T}_{m-\tau, m-\kappa}^* \mid X_{m-\kappa}] + \mathbb{E}[T_{m-\kappa, m-\kappa}^* \mid X_{m-\kappa}] = 0$$

Similarly, the derivative with respect to γ_κ is:

$$-\mathbb{E}[\tilde{T}_{m-\kappa, m-\kappa}^* \mid X_{m-\kappa}] = 0 \quad (24)$$

Moreover, the Jacobian M of the moment vector m at the true values θ_0, p^*, q^* is a block lower triangular matrix whose block values are of the form:

$$\forall 0 \leq \tau \leq \kappa \leq m : M_{\tau,\kappa} = \mathbb{E}[\tilde{T}_{m-\tau, m-\kappa}^* \zeta_{m-\kappa}']$$

Thus its diagonal block values take the form $M_{\kappa,\kappa} = \mathbb{E}[\zeta_{m-\kappa}\zeta'_{m-\kappa}] \succeq \lambda I$. Hence, the minimum eigenvalue of M is at least λ .

Thus our setting and our estimator falls exactly into the framework of orthogonal moment estimation of Chernozhukov et al. (2018) and we can directly apply Theorem 3.1 of Chernozhukov et al. (2018) to get the result (the exact form of the matrix Σ follows from the observation that $\psi_\kappa(Z; \theta_0, p^*, q^*) = \epsilon_{m-\kappa} \zeta_{m-\kappa}$ and the fact that $\Sigma = \mathbb{E}[\psi(Z; \theta_0, p^*, q^*) \psi(Z; \theta_0, p^*, q^*)']$). \blacksquare

Appendix E. Proof of Lemma 7

Let X_t^π denote the random variable of the state at time t under policy π . Let $\pi_{\leq t}$ denote the policy that follows policy π up until time t and then offering a treatment of zero in all subsequent steps. Moreover, let $T_t^{(\pi_{\leq t})}$ denote the random vector of treatments under policy $\pi_{\leq t}$. Let $Y_m^{(\pi)}$ denote the counterfactual final outcome under the adaptive policy π .

Observe that we can write:

$$Y_m^{(\pi)} - Y_m^{(0)} = \sum_{t=0}^m Y_m^{(\pi_{\leq m-t})} - Y_m^{(\pi_{\leq m-t-1})}$$

where $Y_m^{(0)}$ is the counterfactual final outcome under zero treatment at each period. Observe that by repeatedly expanding the linear system on all periods where the treatment is zero, we can write:

$$\begin{aligned} Y_m^{(\pi_{\leq m-t})} &= \mu' B^{t-1} A T_{m-t}^{(\pi_{\leq m-t})} + \mu' B^t X_{m-t}^{(\pi_{\leq m-t})} \\ &\quad + \sum_{t>m-q} \mu' B^{t-1} \eta_t + \epsilon_t \end{aligned}$$

Since η_t and ϵ_t are independent and mean-zero conditional on $T_{m-t}^{(\pi_{\leq m-t})}, X_{m-t}^{(\pi_{\leq m-t})}$, we have:

$$\begin{aligned} \mathbb{E}[Y_m^{(\pi_{\leq m-t})}] &= \mathbb{E}[\mu' B^{t-1} A T_{m-t}^{(\pi_{\leq m-t})} + \mu' B^t X_{m-t}^{(\pi_{\leq m-t})}] \\ &= \mathbb{E}[\theta_t T_{m-t}^{(\pi_{\leq m-t})} + \mu' B^t X_{m-t}^{(\pi_{\leq m-t})}] \end{aligned}$$

Since $\pi_{\leq m-t}$ and $\pi_{\leq m-t-1}$ use the same exact treatment policy up until time $m-t-1$, we have that $X_{m-t}^{(\pi_{\leq m-t})}$ and $X_{m-t}^{(\pi_{\leq m-t-1})}$ are identically distributed. Thus:

$$\mathbb{E}[Y_m^{(\pi_{\leq m-t})} - Y_m^{(\pi_{\leq m-t-1})}] = \theta_t' \mathbb{E}[T_{m-t}^{(\pi_{\leq m-t})} - T_{m-t}^{(\pi_{\leq m-t-1})}]$$

Finally, observe that $T_{m-1}^{(\pi_{\leq m-t})}$ is identically distributed as $T_{m-1}^{(\pi)}$ (since both policies are identical up until and including time $m-t$). Moreover, $T_{m-t}^{(\pi_{\leq m-t-1})} = 0$. Thus:

$$\mathbb{E}[Y_m^{(\pi_{\leq m-t})} - Y_m^{(\pi_{\leq m-t-1})}] = \theta_t' \mathbb{E}[T_{m-t}^{(\pi)}]$$

Appendix F. Proof of Theorem 5

Consider blocks of size m and let Z_b denote the set of all random variables in block b , starting from the first state $X_{b,0}$ of that block and ending in the final outcome $Y_{b,m}$. Moreover, let \mathcal{F}_b denote the filtration before each block b (i.e. all past variables before b) and let:

$$m_{b,\kappa}(\theta; p, q) = \mathbb{E}[\psi(Z_b; \theta, p, q) \mid \mathcal{F}_b]$$

Since by assumption $\mathbb{E}[\zeta_t \zeta_t' \mid \mathcal{F}_b] \succeq 2\lambda I$. Then:

$$\mathbb{E}[\ell_\kappa(Z_b; \theta, p, q) - \ell_\kappa(Z_b; \theta_{-\kappa}, \theta_\kappa^*, p, q) \mid \mathcal{F}_b] \geq m_{b,\kappa}(\theta_{-\kappa}, \theta_\kappa^*; p, q)'(\theta_\kappa - \theta_\kappa^*) + \lambda \|\theta_\kappa - \theta_\kappa^*\|^2$$

$$\mathbb{E}[\ell_\kappa(Z; \theta_{-\kappa}, \theta_\kappa^*, p, q) - \ell_\kappa(Z; \theta, p, q) \mid \mathcal{F}_b] \geq m_{b,\kappa}(\theta; p, q)'(\theta_\kappa^* - \theta_\kappa)$$

Combining the two yields:

$$\lambda \|\theta_\kappa - \theta_\kappa^*\|^2 \leq (m_{b,\kappa}(\theta; p, q) + m_{b,\kappa}(\theta_{-\kappa}, \theta_\kappa^*; p, q))'(\theta_\kappa^* - \theta_\kappa)$$

Averaging the latter inequality over the B blocks, applying Cauchy-Swartz inequality and dividing over by $\|\theta_\kappa - \theta_\kappa^*\|$:

$$\|\theta_\kappa - \theta_\kappa^*\| \leq \frac{1}{\lambda} \left\| \frac{1}{B} \sum_b (m_{b,\kappa}(\theta; p, q) + m_{b,\kappa}(\theta_{-\kappa}, \theta_\kappa^*; p, q)) \right\|$$

Observe that by the definition of our estimate $\hat{\theta}$, we have that:

$$\frac{1}{B} \sum_b \psi_\kappa(Z_b; \hat{\theta}, \hat{p}, \hat{q}) = 0$$

Moreover, conditioning on the first fold, we have that for any fixed θ :

$$\mathbb{E}[\psi_\kappa(Z_b; \theta, \hat{p}, \hat{q}) \mid \mathcal{F}_b] = m_{b,\kappa}(\theta; \hat{p}, \hat{q})$$

Thus by the lipschitzness of the moment ψ with respect to θ and martingale Azuma inequality and standard covering arguments, we have:

$$\sup_{\theta \in [-H, H]^d} \left\| \frac{1}{B} \sum_b (\psi_\kappa(Z_b; \theta, \hat{p}, \hat{q}) - m_{b,\kappa}(\theta; \hat{p}, \hat{q})) \right\| \leq O \left(\sqrt{\frac{d \log(d B / \delta)}{B}} \right)$$

Thus we have that w.p. $1 - \delta$:

$$\|m_{b,\kappa}(\hat{\theta}; \hat{p}, \hat{q})\| \leq O \left(\sqrt{\frac{d \log(d B / \delta)}{B}} \right)$$

Moreover, by the identifying equation assumption we also have that:

$$\forall b : m_{b,\kappa}(\theta_0; p^*, q^*) = 0$$

Thus it suffices to understand the deviation of $m_\kappa(\theta_{-\kappa}, \theta_\kappa^*; \hat{p}, \hat{q})$ from the above. For this we will perform a second order Taylor expansion around all arguments, θ, p, q . We observe that m_κ is independent of θ_t for $t \geq \kappa$ and also by Neyman orthogonality, the first order term with respect to the nuisance models will be zero. The remainder of the proof is identical to the final inductive part of the proof of Theorem 3.

Appendix G. Proof of Theorem 6

Consider blocks of size m and let Z_b denote the set of all random variables in block b , starting from the first state $X_{b,0}$ of that block and ending in the final outcome $Y_{b,m}$. Moreover, let \mathcal{F}_b denote the filtration before each block b (i.e. all past variables before b) and let:

$$m_{b,\kappa}(\theta; p, q) = \mathbb{E}[\psi(Z_b; \theta, p, q) \mid \mathcal{F}_b]$$

Let

$$\begin{aligned} m_\kappa(\theta; p, q) &= \frac{1}{B} \sum_b m_{b,\kappa}(\theta; p, q) \\ \Psi_{B,\kappa}(\theta; p, q) &= \frac{1}{B} \sum_b \psi_\kappa(Z_b; \theta, p, q) \end{aligned}$$

By a second order Taylor expansion of $m(\theta; p, q)$ around θ_0, p_0, q_0 , and due to orthogonality of the moment with respect to p, q , the linearity of the moment with respect to θ , and the fact that $m(\theta_0; p_0, q_0) = 0$ we have:

$$m(\theta; p, q) = \nabla_\theta m(\theta_0; p_0, q_0) (\theta - \theta_0) + \xi$$

where ξ , satisfies that:

$$\|\xi\| = m d O(\|p - p_0\|_\infty^2, \|q - q_0\|_\infty^2)$$

If we let: $M = \nabla_\theta m(\theta_0; p_0, q_0)$, we have that:

$$M(\theta - \theta_0) = m(\theta; p, q) + \rho$$

where ρ also satisfies:

$$\|\rho\| = m d O(\|p - p_0\|_\infty^2, \|q - q_0\|_\infty^2)$$

Moreover, observe that by the definition of our estimator, we have:

$$\Psi_B(\hat{\theta}; \hat{p}, \hat{q}) = 0$$

Thus we conclude that:

$$M(\hat{\theta} - \theta_0) = \left(m(\hat{\theta}; \hat{p}, \hat{q}) - \Psi_B(\hat{\theta}; \hat{p}, \hat{q}) \right) + \rho$$

Moreover, observe that $m(\theta_0; p^*, q^*) = 0$. Thus we can further expand the right hand side as:

$$\begin{aligned} m(\hat{\theta}; \hat{p}, \hat{q}) - \Psi_B(\hat{\theta}; \hat{p}, \hat{q}) &= -\Psi_B(\theta_0; p^*, q^*) + m(\hat{\theta}; \hat{p}, \hat{q}) - \Psi_B(\hat{\theta}; \hat{p}, \hat{q}) - (m(\theta_0; p^*, q^*) - \Psi_B(\theta_0; p^*, q^*)) \\ &= \underbrace{-\Psi_B(\theta_0; p^*, q^*)}_{\text{Asymptotic normal term}} + \underbrace{m(\hat{\theta}; \hat{p}, \hat{q}) - m(\theta_0; p^*, q^*) - (\Psi_B(\hat{\theta}; \hat{p}, \hat{q}) - \Psi_B(\theta_0; p^*, q^*))}_{A=\text{Stochastic equicontinuous term}} \end{aligned}$$

First we note that the term A decays to zero faster than a root- B rate. By a martingale Bernstein inequality (see e.g. Freedman (1975) or Peel et al. (2013)), we have that for any θ :

$$\|A\|_\infty \leq O \left(\sup_{\kappa \in \{0, \dots, m-1\}, i \in \{1, \dots, d\}} \sqrt{\frac{\sup_b \mathbb{E}[(\psi_{\kappa,i}(Z_b; \theta, \hat{p}, \hat{q}) - \psi_{\kappa,i}(Z_b; \theta_0, \hat{p}, \hat{q}))^2 \mid \mathcal{F}_b] \log(m d / \delta)}{B}} + \frac{\log(m d / \delta)}{B} \right)$$

Moreover, by the Lipschitzness of ψ , we have that:

$$\sqrt{\mathbb{E}[(\psi_{\kappa,i}(Z_b; \theta, \hat{p}, \hat{q}) - \psi_{\kappa,i}(Z_b; \theta_0, \hat{p}, \hat{q}))^2 \mid \mathcal{F}_b]} \leq m d O \left(\sqrt{\mathbb{E}[\|\hat{\theta} - \theta_0\|_\infty^2]}, \sqrt{\mathbb{E}[\|\hat{p} - p^*\|_{b,\infty}^2]}, \sqrt{\mathbb{E}[\|\hat{q} - q^*\|_{b,\infty}^2]} \right)$$

By our estimation rate theorem for $\hat{\theta}$ and our assumption on the estimation rate of \hat{p} and \hat{q} we have that:

$$\forall \kappa \in \{0, \dots, m-1\} : \sqrt{\mathbb{E}[\|\hat{\theta} - \theta_0\|_\infty^2]} \leq O \left(d C_m \left(\sqrt{\frac{\log(d B)}{B}} + \epsilon_B^2 \right) \right)$$

and $\sqrt{\mathbb{E}[\|\hat{p} - p^*\|_{b,\infty}^2]}, \sqrt{\mathbb{E}[\|\hat{q} - q^*\|_{b,\infty}^2]} \leq \epsilon_B = o(B^{-1/4})$. Since by assumption $m C_m = o(\sqrt{B})$, we have:

$$\sqrt{B} m d O \left(\sqrt{\mathbb{E}[\|\hat{\theta} - \theta_0\|_\infty^2]}, \sqrt{\mathbb{E}[\|\hat{p} - p^*\|_{b,\infty}^2]}, \sqrt{\mathbb{E}[\|\hat{q} - q^*\|_{b,\infty}^2]} \right) = o_p(1)$$

Thus:

$$\sqrt{B} \|A\| = o_p(1) \quad (25)$$

Moreover, for the exact same reason:

$$\sqrt{B} \|\rho\| = o_p(1) \quad (26)$$

Thus it suffices to show that:

$$-\sqrt{B} \Psi_B(\theta_0; p^*, q^*) \rightarrow_d N(0, \Sigma) \quad (27)$$

Observe that under the true values of θ_0, p^*, q^* , the moment $\psi_{b,\kappa}(Z_b; \theta_0, p^*, q^*) = \epsilon_{b,\kappa} \zeta_{b,\kappa}$ is only a function of the residual random noises, $\zeta_{b,\kappa}, \epsilon_{b,\kappa}$. Since these variables are independent and identically distributed across all blocks², we can conclude that the conditional variance:

$$\text{Var}(\psi_{\kappa}(Z_b; \theta_0, p^*, q^*) \mid \mathcal{F}_b) = \mathbb{E}[\epsilon_{b,\kappa}^2 \zeta_{b,\kappa} \zeta_{b,\kappa}' \mid \mathcal{F}_b] = \Sigma_{\kappa\kappa} \succ 2\sigma^2 \lambda I \quad (28)$$

where σ^2 is the variance of the shocks $\epsilon_{b,\kappa}$ and 2λ is the minimum eigenvalue of the co-variance of $\zeta_{b,\kappa}$. Thus Σ is a positive definite symmetric matrix with minimum eigenvalue independent of m . Thus Σ is a constant positive definite matrix, independent of b . We can thus apply a Martingale Central Limit Theorem (see e.g. Hall and Heyde (1980)) to get the desired statement:

$$\sqrt{B} \Sigma^{-1/2} M(\hat{\theta} - \theta_0) \rightarrow_d N(0, I) \quad (29)$$

2. Our theorem would easily extend if these variables form a martingale with a non-zero variance at each step

Appendix H. Further Experimental Results

H.1 Constant Treatment Effects

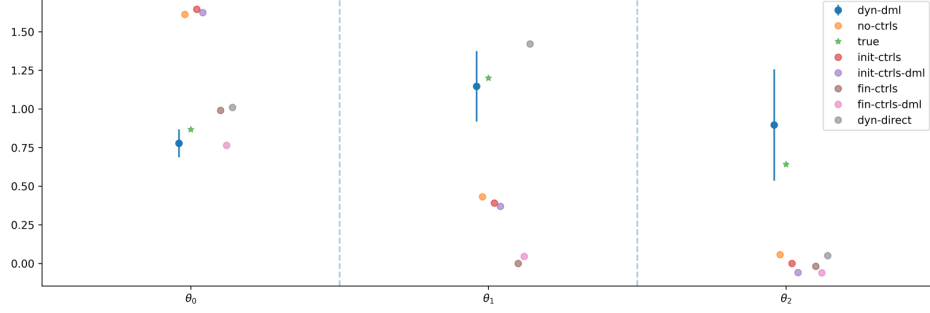


Figure 4: Comparison of DynamicDML (with confidence intervals) with benchmarks on a single instance. $n = 400$, $n_t = 2$, $n_x = 100$, $s = 10$, $\sigma(\epsilon_t) = .5$, $\sigma(\zeta_t) = .5$, $\sigma(\eta_t) = .5$, $C = 0$

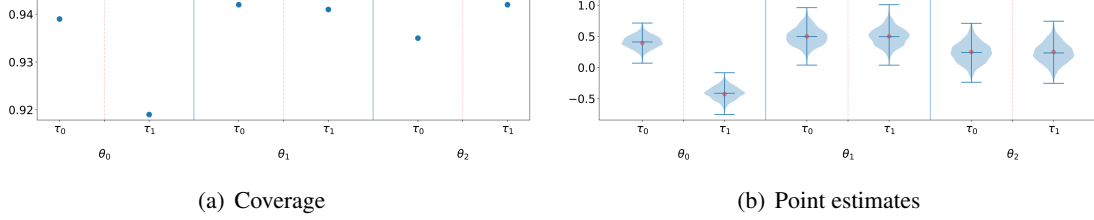


Figure 5: $n = 500$, $n_t = 2$, $n_x = 450$, $s = 2$, $\sigma(\epsilon_t) = 1$, $\sigma(\zeta_t) = .5$, $\sigma(\eta_t) = 1$

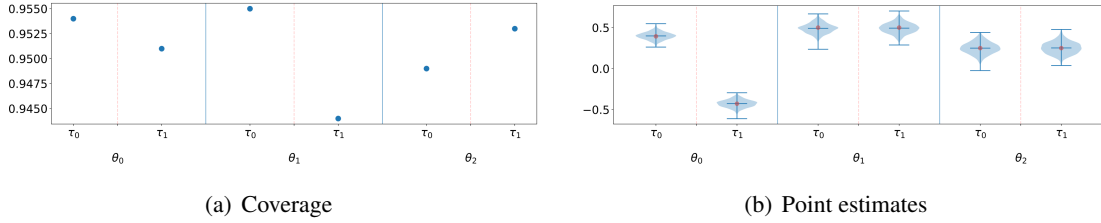


Figure 6: $n = 2000$, $n_t = 2$, $n_x = 450$, $s = 2$, $\sigma(\epsilon_t) = 1$, $\sigma(\zeta_t) = .5$, $\sigma(\eta_t) = 1$

H.2 Heterogeneous Treatment Effects

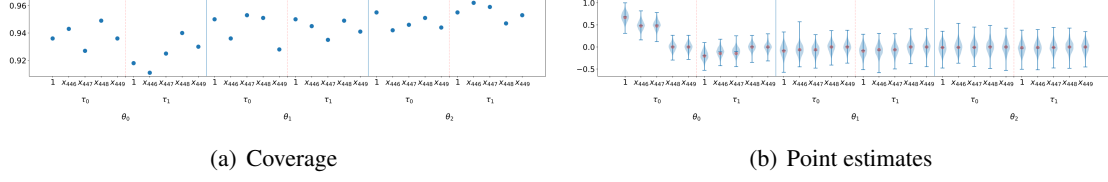


Figure 7: Heterogeneous effects: $n = 500$, $n_t = 2$, $n_x = 450$, $s = 2$, $\sigma(\epsilon_t) = 1$, $\sigma(\zeta_t) = .5$, $\sigma(\eta_t) = 1$

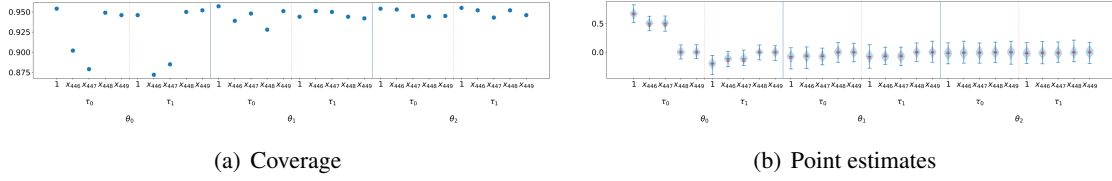


Figure 8: Heterogeneous effects: $n = 2000$, $n_t = 2$, $n_x = 450$, $s = 2$, $\sigma(\epsilon_t) = 1$, $\sigma(\zeta_t) = .5$, $\sigma(\eta_t) = 1$

H.3 Counterfactual Policy Values

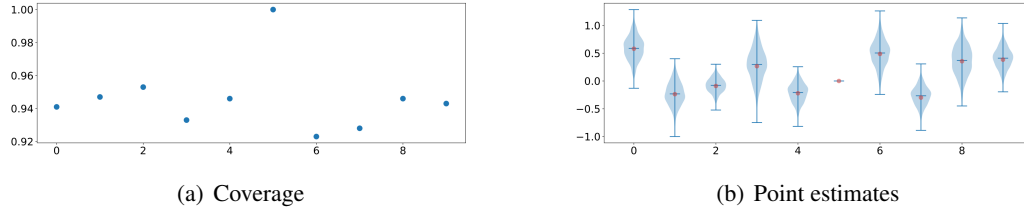


Figure 9: Counterfactual Policy Values for 10 randomly chosen binary policies based on exogenous features: $n = 500$, $n_t = 2$, $n_x = 450$, $s = 2$, $\sigma(\epsilon_t) = 1$, $\sigma(\zeta_t) = .5$, $\sigma(\eta_t) = 1$

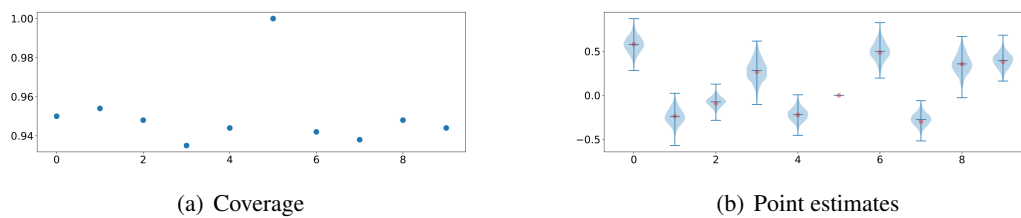


Figure 10: Counterfactual Policy Values for 10 randomly chosen binary policies based on exogenous features: $n = 2000$, $n_t = 2$, $n_x = 450$, $s = 2$, $\sigma(\epsilon_t) = 1$, $\sigma(\zeta_t) = .5$, $\sigma(\eta_t) = 1$